



# Eagle Farm QLD Professional

## Race 7: XXXX QTIS Three-Year-Old Handicap - 1200m

18 January 2025 - 15:47



BRISBANE  
RACING CLUB

Track Rating: Good 4, Weather: Overcast, Rail Position: +1m Entire

Section													Last 600m					
Field Times		Overall	1000m	800m	600m	400m	200m						0:34.43					
		1:10.56 (0:13.50)	0:57.06 (0:11.12)	0:45.94 (0:11.51)	0:34.43 (0:11.66)	0:22.77 (0:10.92)	0:11.85 (0:11.85)											
Rank	TAB	Horse/Jockey	Barrier	Top Speed [km/h]	Fastest Section												Margin	Distance Travelled [m]
1	6	<b>THE GAMBLING GREEK</b>	5	66.8	0:11.02	1:10.56 [1]	0:56.98 [3]	0:45.93 [2]	0:34.43 [1]	0:22.77 [1]	0:11.75 [2]	1:10.56	0:34.43					
		Bailey Wheeler		Overall	400m	(0:13.58)	(0:11.05)	(0:11.50)	(0:11.66)	(0:11.02)	(0:11.75)							
2	14	<b>SURPRISE HONEY</b>	1	67.6	0:10.82	1:10.58 [2]	0:57.08 [1]	0:45.87 [3]	0:34.28 [3]	0:22.69 [2]	0:11.87 [1]	0.14L	0:34.28	+2				
		Emily Lang		400m	400m	(0:13.50)	(0:11.21)	(0:11.59)	(0:11.59)	(0:10.82)	(0:11.87)							
3	9	<b>FIREFORCE</b>	7	66.3	0:10.96	1:10.73 [3]	0:56.78 [7]	0:45.63 [7]	0:34.15 [6]	0:22.67 [5]	0:11.71 [3]	1.02L	0:34.15	+2				
		James Orman		400m	400m	(0:13.95)	(0:11.15)	(0:11.48)	(0:11.48)	(0:10.96)	(0:11.71)							
4	3	<b>PROVANCE</b>	3	66.3	0:10.95	1:10.78 [4]	0:56.99 [5]	0:45.79 [6]	0:34.18 [7]	0:22.70 [6]	0:11.75 [4]	1.28L	0:34.18	+1				
		Vlad Duric		400m	400m	(0:13.79)	(0:11.20)	(0:11.61)	(0:11.48)	(0:10.95)	(0:11.75)							
5	15	<b>VIENNA WHO</b>	9	68.1	0:10.83	1:10.83 [5]	0:56.80 [9]	0:45.60 [9]	0:33.95 [10]	0:22.41 [9]	0:11.58 [8]	1.6L	0:33.95	+8				
		Justin Huxtable		400m	400m	(0:14.03)	(0:11.20)	(0:11.65)	(0:11.54)	(0:10.83)	(0:11.58)							
6	7	<b>PRO FORMA</b>	11	67.8	0:11.01	1:10.96 [6]	0:57.10 [6]	0:45.99 [5]	0:34.42 [5]	0:22.81 [7]	0:11.80 [5]	2.34L	0:34.42	+8				
		Ryan Curatolo		Overall	400m	(0:13.86)	(0:11.11)	(0:11.57)	(0:11.61)	(0:11.01)	(0:11.80)							
7	8	<b>THAT'S INTERESTING</b>	4	66.5	0:11.15	1:11.12 [7]	0:57.50 [4]	0:46.28 [4]	0:34.68 [4]	0:23.06 [4]	0:11.91 [7]	3.27L	0:34.68	+6				
		Justin Stanley		1000m	400m	(0:13.62)	(0:11.22)	(0:11.60)	(0:11.62)	(0:11.15)	(0:11.91)							
8	16	<b>RED FEATHER BOA</b>	8	68.2	0:11.07	1:11.23 [8]	0:57.68 [2]	0:46.61 [1]	0:35.08 [2]	0:23.27 [3]	0:12.07 [6]	3.94L	0:35.08	+5				
		Georgina Cartwright		Overall	1000m	(0:13.55)	(0:11.07)	(0:11.53)	(0:11.81)	(0:11.20)	(0:12.07)							
9	4	<b>I'M ZAC</b>	10	67.4	0:11.05	1:11.28 [9]	0:56.90 [10]	0:45.83 [10]	0:34.45 [9]	0:22.85 [10]	0:11.80 [10]	4.21L	0:34.45	+5				
		Samantha Collett		1000m	400m	(0:14.38)	(0:11.07)	(0:11.38)	(0:11.60)	(0:11.05)	(0:11.80)							
10	2	<b>TORO STRIKE</b>	6	66.9	0:11.02	1:11.29 [10]	0:57.30 [8]	0:46.07 [8]	0:34.50 [8]	0:22.93 [8]	0:11.91 [9]	4.32L	0:34.50	+1				
		Taylor Marshall		400m	400m	(0:13.99)	(0:11.23)	(0:11.57)	(0:11.57)	(0:11.02)	(0:11.91)							

Scratched: Alpha Bravo (#1), Cole's Best (#12), Addicted To Julia (#10), Bolshevik Road (#11), Indubitably (#5), Making History (#18)

[ ] Ranking at each section and finish  
 -:-:- No data available at this section  
 NA No data available

SCN Saddle cloth number  
 DNF Did not finish  
 DNT Did not track



# Eagle Farm QLD Professional

## Race 7: XXXX QTIS Three-Year-Old Handicap - 1200m

18 January 2025 - 15:47



BRISBANE  
RACING CLUB

Track Rating: Good 4, Weather: Overcast, Rail Position: +1m Entire

Section	Overall	1000m	800m	600m	400m	200m	Last 600m
Field Times	1:10.56 (0:13.50)	0:57.06 (0:11.12)	0:45.94 (0:11.51)	0:34.43 (0:11.66)	0:22.77 (0:10.92)	0:11.85 (0:11.85)	0:34.43

Rank	TAB	Horse/Jockey	Barrier	Top Speed [km/h]	Fastest Section	Overall	1000m	800m	600m	400m	200m	Margin	Distance Travelled [m]
11	13	OUTTA CONTROL Angela Jones	12	66.4 1000m	0:11.07 1000m	1:11.76 [11] (0:14.51)	0:57.25 [11] (0:11.07)	0:46.18 [11] (0:11.51)	0:34.67 [12] (0:11.63)	0:23.04 [12] (0:11.07)	0:11.97 [11] (0:11.97)	7.08L	0:34.67 +2
12	17	ALPINE RAIDER Madeleine Wishart	2	68.4 1000m	0:10.84 1000m	1:12.21 [12] (0:15.03)	0:57.18 [12] (0:10.84)	0:46.34 [12] (0:11.19)	0:35.15 [11] (0:11.62)	0:23.53 [11] (0:11.31)	0:12.22 [12] (0:12.22)	9.7L	0:35.15 +3

Scratched: Alpha Bravo (#1), Cole's Best (#12), Addicted To Julia (#10), Bolshevic Road (#11), Indubitably (#5), Making History (#18)



Horse/Jockey Name	The Gambling Greek
Final Rank	1
Fastest Section Time (Section)	0:11.02 (400m)
Top Speed [km/h] (Section)	66.8 (Overall)
Race State	Finished



### Eagle Farm QLD Professional

Race 7: XXXX QTIS Three-Year-Old Handicap - 1200m

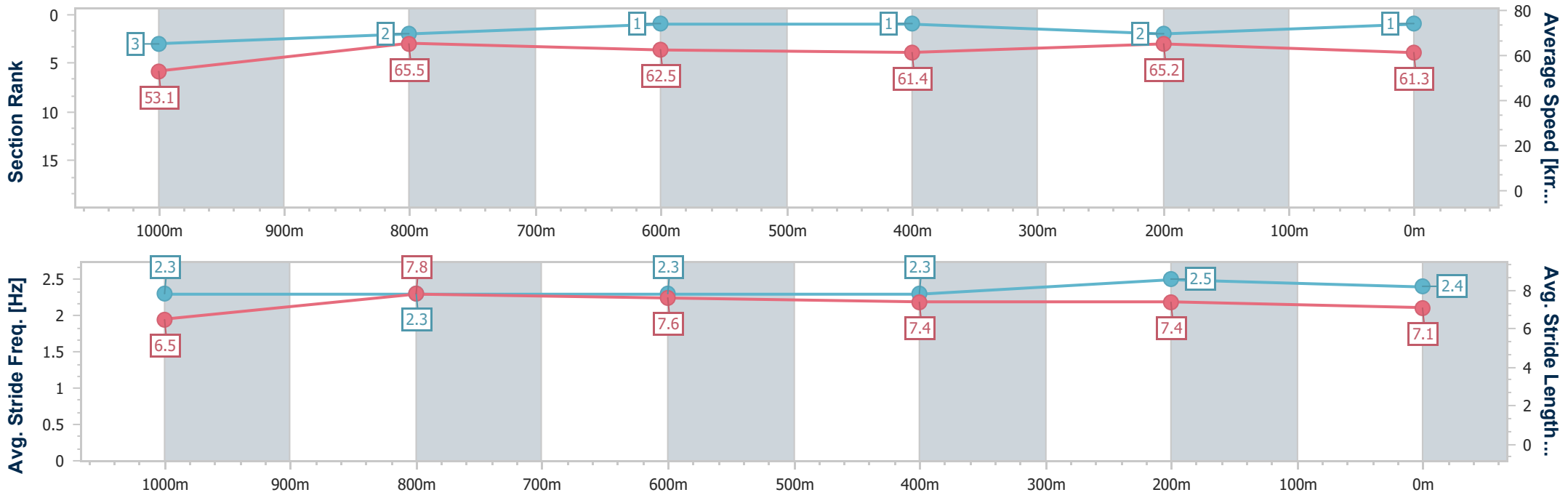
18 January 2025 - 15:47

Track Rating: Good 4, Weather: Overcast, Rail Position: +1m Entire



BRISBANE RACING CLUB

Section	Overall	1000m	800m	600m	400m	200m
Section Times	1:10.56 [1] (0:13.58)	0:56.98 [3] (0:11.05)	0:45.93 [2] (0:11.50)	0:34.43 [1] (0:11.66)	0:22.77 [1] (0:11.02)	0:11.75 [2] (0:11.75)
Average Speed [km/h]	53.1	65.5	62.5	61.4	65.2	61.3
Top Speed [km/h]	66.8	66.6	64.0	63.4	66.0	64.7
Avg. Dist. to Rail [m]	4.0	1.3	0.6	1.0	1.8	4.4
Avg. Stride Freq. [Hz]	2.3	2.3	2.3	2.3	2.5	2.4
Avg. Stride Length [m]	6.5	7.8	7.6	7.4	7.4	7.1



- [ ] Ranking at each section and finish
- .-.- No data available at this section
- NA No data available



Horse/Jockey Name	Surprise Honey
Final Rank	2
Fastest Section Time (Section)	0:10.82 (400m)
Top Speed [km/h] (Section)	67.6 (400m)
Race State	Finished



### Eagle Farm QLD Professional

Race 7: XXXX QTIS Three-Year-Old Handicap - 1200m

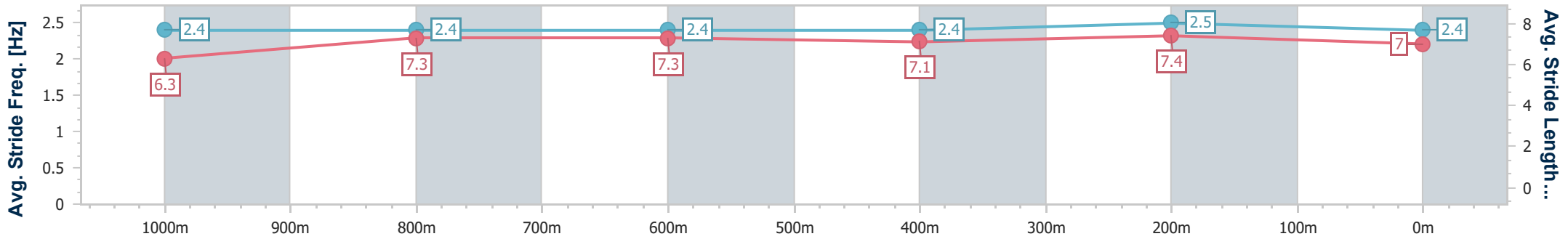
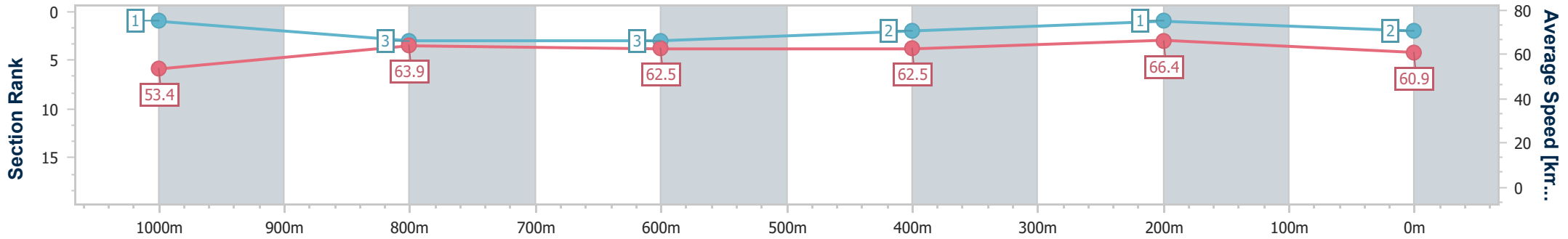
18 January 2025 - 15:47

Track Rating: Good 4, Weather: Overcast, Rail Position: +1m Entire



BRISBANE RACING CLUB

Section	Overall	1000m	800m	600m	400m	200m
Section Times	1:10.58 [2] (0:13.50)	0:57.08 [1] (0:11.21)	0:45.87 [3] (0:11.59)	0:34.28 [3] (0:11.59)	0:22.69 [2] (0:10.82)	0:11.87 [1] (0:11.87)
Average Speed [km/h]	53.4	63.9	62.5	62.5	66.4	60.9
Top Speed [km/h]	66.1	65.0	64.2	65.4	67.6	65.2
Avg. Dist. to Rail [m]	0.7	0.5	0.6	1.6	5.5	7.3
Avg. Stride Freq. [Hz]	2.4	2.4	2.4	2.4	2.5	2.4
Avg. Stride Length [m]	6.3	7.3	7.3	7.1	7.4	7.0



- [ ] Ranking at each section and finish
- .-.- No data available at this section
- NA No data available



Horse/Jockey Name	Fireforce
Final Rank	3
Fastest Section Time (Section)	0:10.96 (400m)
Top Speed [km/h] (Section)	66.3 (400m)
Race State	Finished



### Eagle Farm QLD Professional

Race 7: XXXX QTIS Three-Year-Old Handicap - 1200m

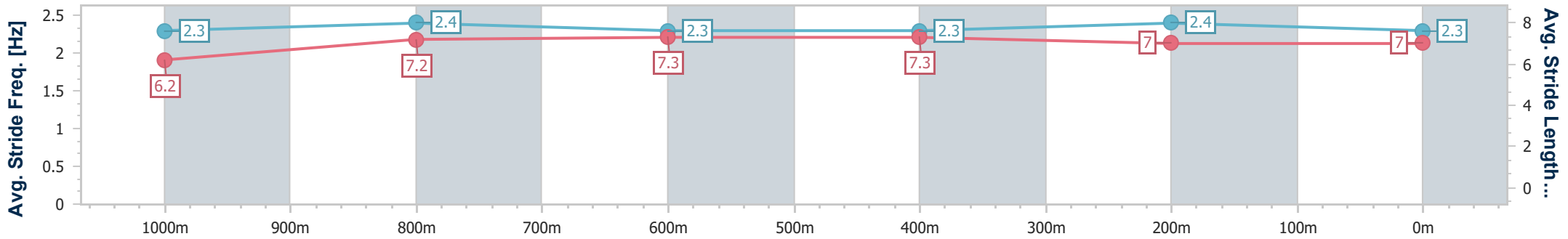
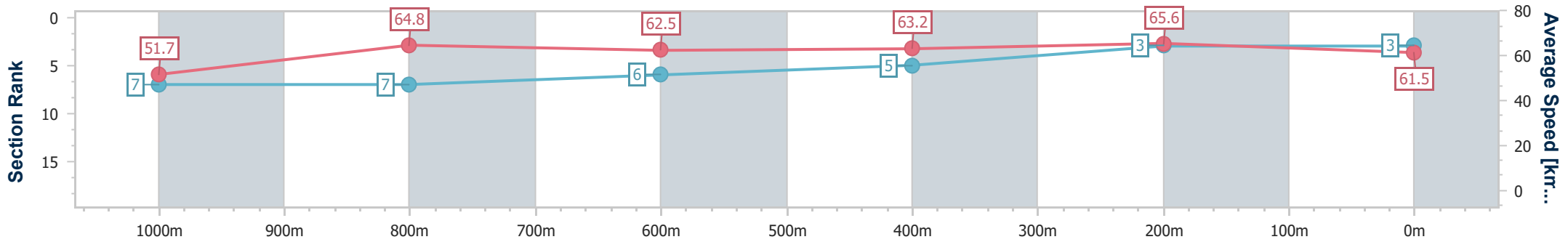
18 January 2025 - 15:47

Track Rating: Good 4, Weather: Overcast, Rail Position: +1m Entire



BRISBANE RACING CLUB

Section	Overall	1000m	800m	600m	400m	200m
Section Times	1:10.73 [3] (0:13.95)	0:56.78 [7] (0:11.15)	0:45.63 [7] (0:11.48)	0:34.15 [6] (0:11.48)	0:22.67 [5] (0:10.96)	0:11.71 [3] (0:11.71)
Average Speed [km/h]	51.7	64.8	62.5	63.2	65.6	61.5
Top Speed [km/h]	64.3	66.0	63.9	65.9	66.3	64.4
Avg. Dist. to Rail [m]	3.1	0.6	0.2	0.7	4.9	8.8
Avg. Stride Freq. [Hz]	2.3	2.4	2.3	2.3	2.4	2.3
Avg. Stride Length [m]	6.2	7.2	7.3	7.3	7.0	7.0



- [ ] Ranking at each section and finish
- .-.- No data available at this section
- NA No data available



Horse/Jockey Name	Provance
Final Rank	4
Fastest Section Time (Section)	0:10.95 (400m)
Top Speed [km/h] (Section)	66.3 (400m)
Race State	Finished



### Eagle Farm QLD Professional

Race 7: XXXX QTIS Three-Year-Old Handicap - 1200m

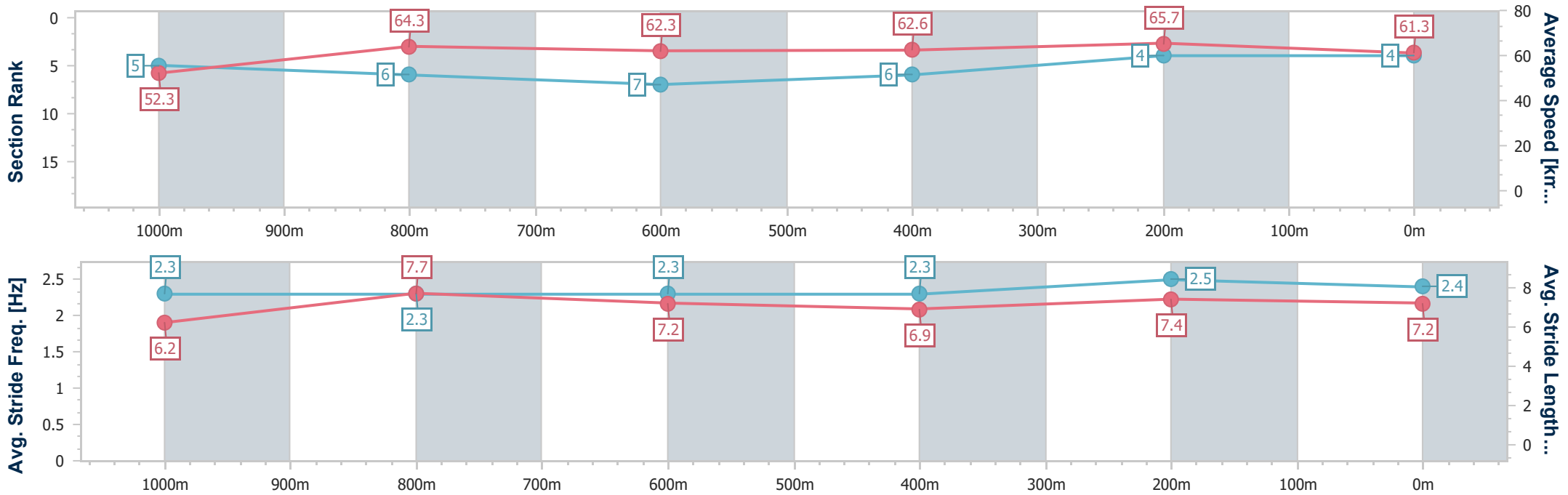
18 January 2025 - 15:47

Track Rating: Good 4, Weather: Overcast, Rail Position: +1m Entire



BRISBANE RACING CLUB

Section	Overall	1000m	800m	600m	400m	200m
Section Times	1:10.78 [4] (0:13.79)	0:56.99 [5] (0:11.20)	0:45.79 [6] (0:11.61)	0:34.18 [7] (0:11.48)	0:22.70 [6] (0:10.95)	0:11.75 [4] (0:11.75)
Average Speed [km/h]	52.3	64.3	62.3	62.6	65.7	61.3
Top Speed [km/h]	66.2	66.1	63.8	65.6	66.3	64.1
Avg. Dist. to Rail [m]	1.1	0.4	0.3	0.5	4.0	6.9
Avg. Stride Freq. [Hz]	2.3	2.3	2.3	2.3	2.5	2.4
Avg. Stride Length [m]	6.2	7.7	7.2	6.9	7.4	7.2



- [ ] Ranking at each section and finish
- .-.- No data available at this section
- NA No data available



Horse/Jockey Name	Vienna Who
Final Rank	5
Fastest Section Time (Section)	0:10.83 (400m)
Top Speed [km/h] (Section)	68.1 (400m)
Race State	Finished



Eagle Farm QLD Professional

Race 7: XXXX QTIS Three-Year-Old Handicap - 1200m

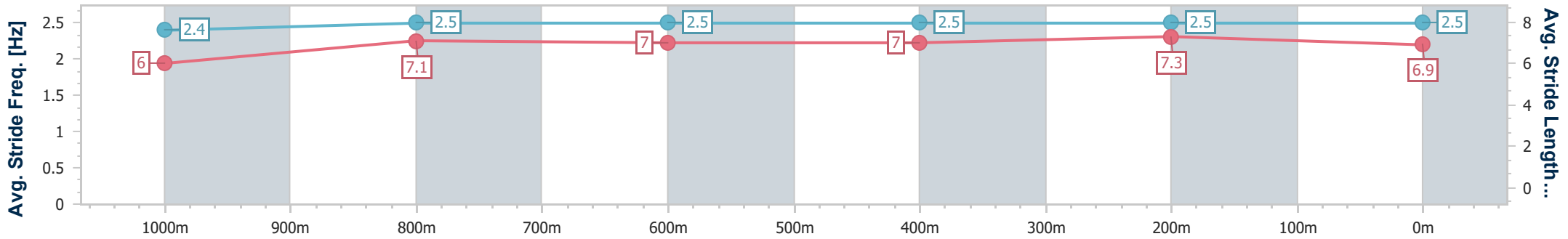
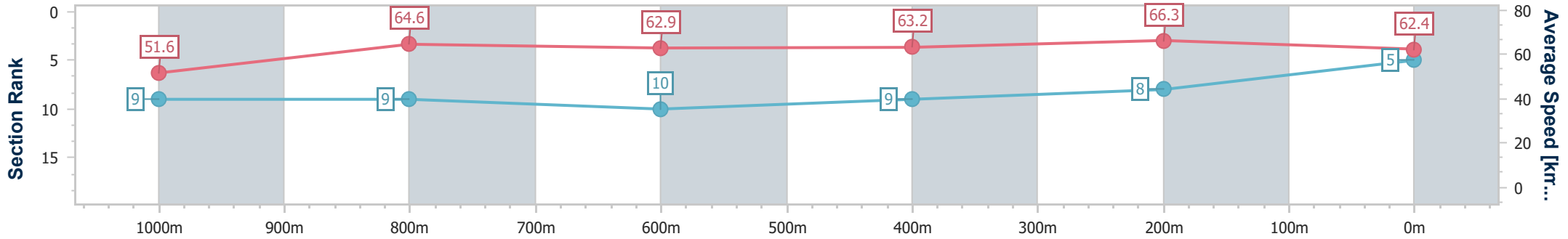
18 January 2025 - 15:47

Track Rating: Good 4, Weather: Overcast, Rail Position: +1m Entire



BRISBANE RACING CLUB

Section	Overall	1000m	800m	600m	400m	200m
Section Times	1:10.83 [5] (0:14.03)	0:56.80 [9] (0:11.20)	0:45.60 [9] (0:11.65)	0:33.95 [10] (0:11.54)	0:22.41 [9] (0:10.83)	0:11.58 [8] (0:11.58)
Average Speed [km/h]	51.6	64.6	62.9	63.2	66.3	62.4
Top Speed [km/h]	64.3	65.2	64.4	65.3	68.1	64.0
Avg. Dist. to Rail [m]	5.9	1.8	3.5	2.2	4.1	6.3
Avg. Stride Freq. [Hz]	2.4	2.5	2.5	2.5	2.5	2.5
Avg. Stride Length [m]	6.0	7.1	7.0	7.0	7.3	6.9



- [ ] Ranking at each section and finish
- .-.- No data available at this section
- NA No data available



Horse/Jockey Name	Pro Forma
Final Rank	6
Fastest Section Time (Section)	0:11.01 (400m)
Top Speed [km/h] (Section)	67.8 (Overall)
Race State	Finished



### Eagle Farm QLD Professional

Race 7: XXXX QTIS Three-Year-Old Handicap - 1200m

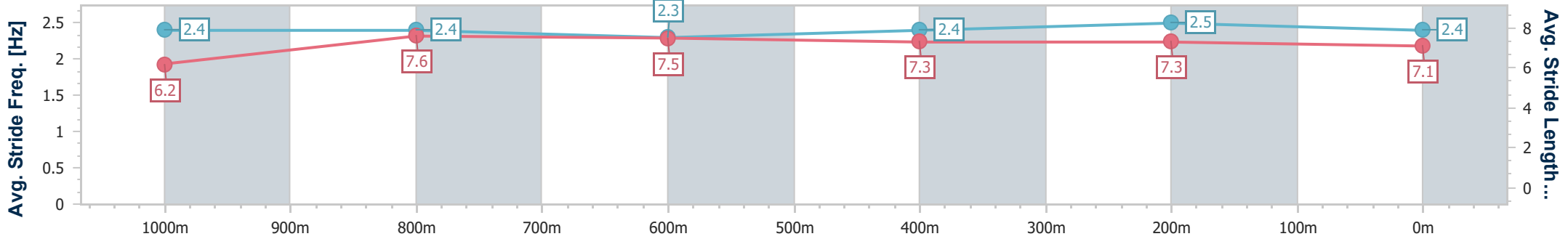
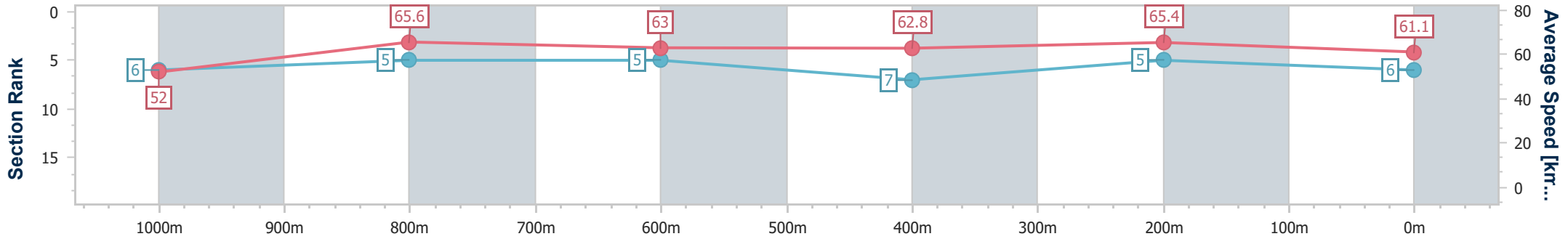
18 January 2025 - 15:47

Track Rating: Good 4, Weather: Overcast, Rail Position: +1m Entire



BRISBANE RACING CLUB

Section	Overall	1000m	800m	600m	400m	200m
Section Times	1:10.96 [6] (0:13.86)	0:57.10 [6] (0:11.11)	0:45.99 [5] (0:11.57)	0:34.42 [5] (0:11.61)	0:22.81 [7] (0:11.01)	0:11.80 [5]
Average Speed [km/h]	52.0	65.6	63.0	62.8	65.4	61.1
Top Speed [km/h]	67.8	66.8	65.8	65.8	66.5	64.0
Avg. Dist. to Rail [m]	7.2	2.5	2.8	2.9	6.9	8.6
Avg. Stride Freq. [Hz]	2.4	2.4	2.3	2.4	2.5	2.4
Avg. Stride Length [m]	6.2	7.6	7.5	7.3	7.3	7.1



- [ ] Ranking at each section and finish
- .-.- No data available at this section
- NA No data available





Horse/Jockey Name	That's Interesting
Final Rank	7
Fastest Section Time (Section)	0:11.15 (400m)
Top Speed [km/h] (Section)	66.5 (1000m)
Race State	Finished



### Eagle Farm QLD Professional

Race 7: XXXX QTIS Three-Year-Old Handicap - 1200m

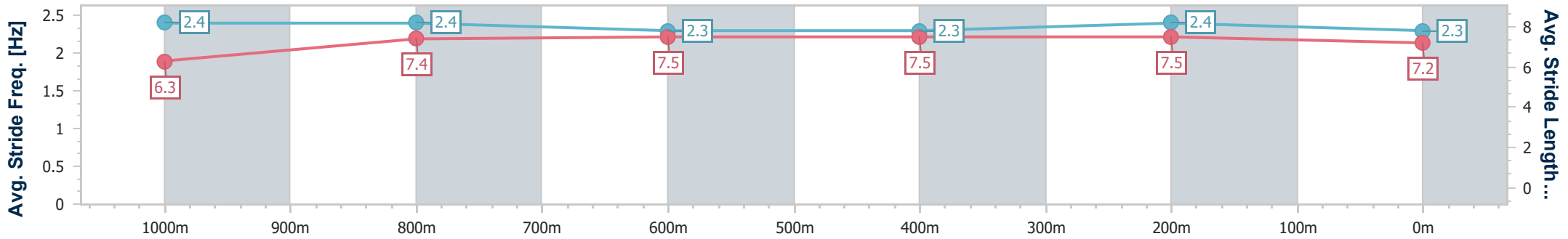
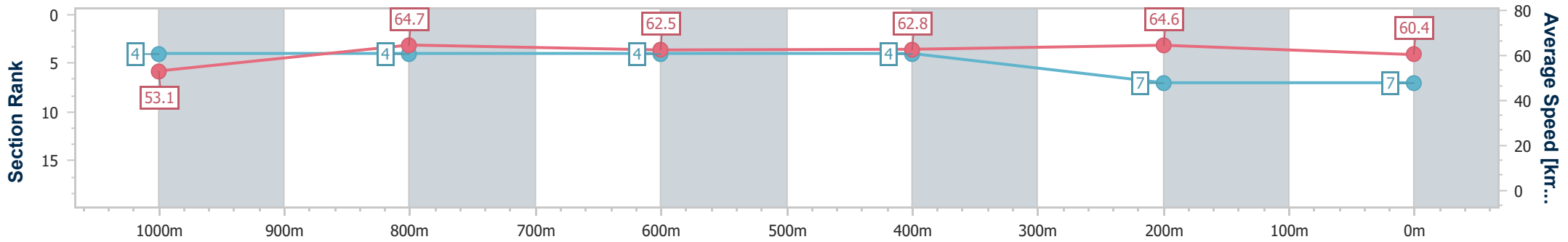
18 January 2025 - 15:47

Track Rating: Good 4, Weather: Overcast, Rail Position: +1m Entire



BRISBANE RACING CLUB

Section	Overall	1000m	800m	600m	400m	200m
Section Times	1:11.12 [7] (0:13.62)	0:57.50 [4] (0:11.22)	0:46.28 [4] (0:11.60)	0:34.68 [4] (0:11.62)	0:23.06 [4] (0:11.15)	0:11.91 [7] (0:11.91)
Average Speed [km/h]	53.1	64.7	62.5	62.8	64.6	60.4
Top Speed [km/h]	65.5	66.5	64.3	65.3	65.6	64.0
Avg. Dist. to Rail [m]	2.2	1.9	1.8	2.4	7.1	9.2
Avg. Stride Freq. [Hz]	2.4	2.4	2.3	2.3	2.4	2.3
Avg. Stride Length [m]	6.3	7.4	7.5	7.5	7.5	7.2



- [ ] Ranking at each section and finish
- .-.- No data available at this section
- NA No data available



Horse/Jockey Name	Red Feather Boa
Final Rank	8
Fastest Section Time (Section)	0:11.07 (1000m)
Top Speed [km/h] (Section)	68.2 (Overall)
Race State	Finished



### Eagle Farm QLD Professional

Race 7: XXXX QTIS Three-Year-Old Handicap - 1200m

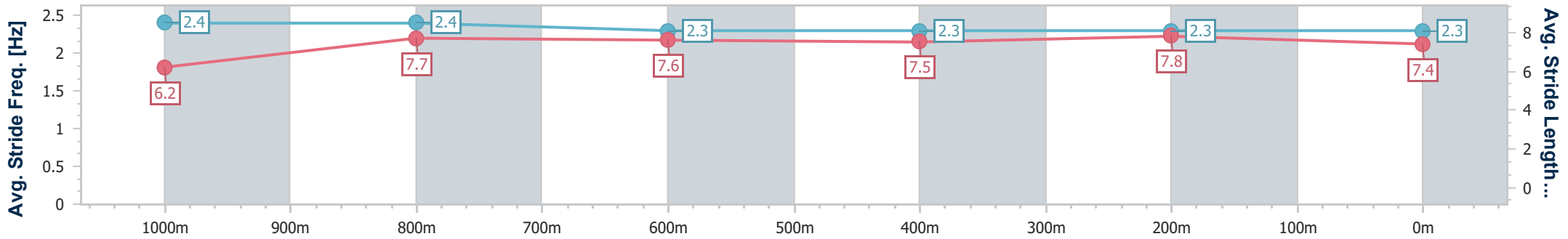
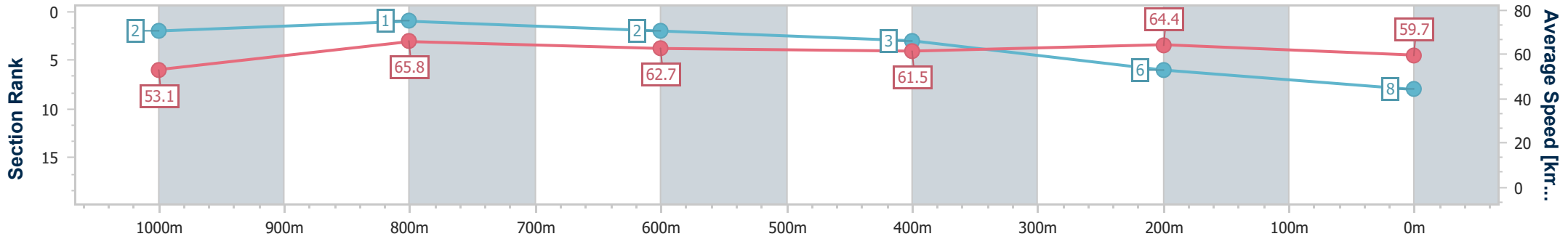
18 January 2025 - 15:47

Track Rating: Good 4, Weather: Overcast, Rail Position: +1m Entire



BRISBANE RACING CLUB

Section	Overall	1000m	800m	600m	400m	200m
Section Times	1:11.23 [8] (0:13.55)	0:57.68 [2] (0:11.07)	0:46.61 [1] (0:11.53)	0:35.08 [2] (0:11.81)	0:23.27 [3] (0:11.20)	0:12.07 [6] (0:12.07)
Average Speed [km/h]	53.1	65.8	62.7	61.5	64.4	59.7
Top Speed [km/h]	68.2	67.7	65.1	63.4	66.2	62.7
Avg. Dist. to Rail [m]	5.5	1.9	0.9	2.1	7.0	7.2
Avg. Stride Freq. [Hz]	2.4	2.4	2.3	2.3	2.3	2.3
Avg. Stride Length [m]	6.2	7.7	7.6	7.5	7.8	7.4



- [ ] Ranking at each section and finish
- .-.- No data available at this section
- NA No data available



Horse/Jockey Name	I'm Zac
Final Rank	9
Fastest Section Time (Section)	0:11.05 (400m)
Top Speed [km/h] (Section)	67.4 (1000m)
Race State	Finished



### Eagle Farm QLD Professional

Race 7: XXXX QTIS Three-Year-Old Handicap - 1200m

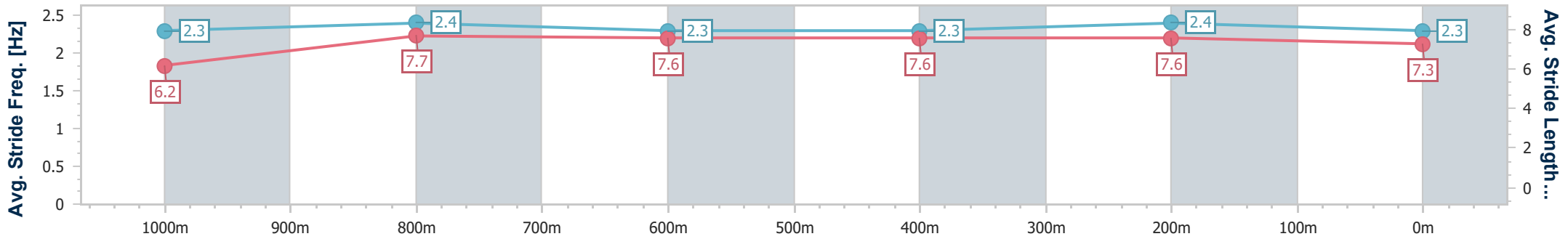
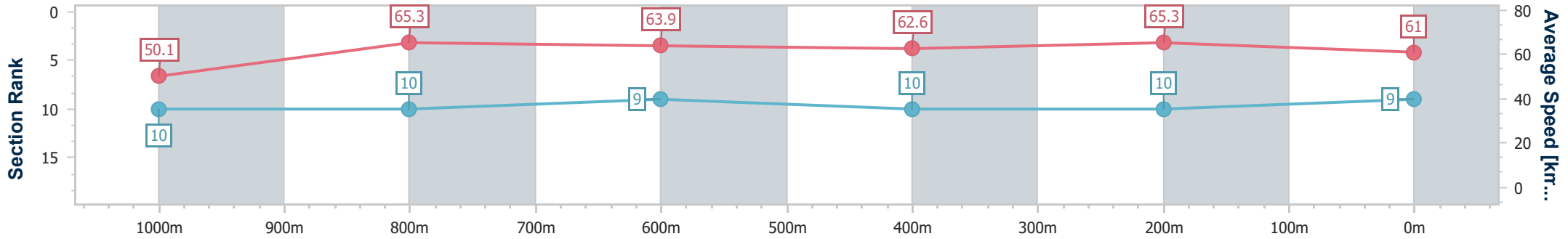
18 January 2025 - 15:47

Track Rating: Good 4, Weather: Overcast, Rail Position: +1m Entire



BRISBANE RACING CLUB

Section	Overall	1000m	800m	600m	400m	200m
Section Times	1:11.28 [9] (0:14.38)	0:56.90 [10] (0:11.07)	0:45.83 [10] (0:11.38)	0:34.45 [9] (0:11.60)	0:22.85 [10] (0:11.05)	0:11.80 [10] (0:11.80)
Average Speed [km/h]	50.1	65.3	63.9	62.6	65.3	61.0
Top Speed [km/h]	63.9	67.4	65.3	64.9	66.9	64.0
Avg. Dist. to Rail [m]	5.8	1.0	1.8	2.2	7.9	10.1
Avg. Stride Freq. [Hz]	2.3	2.4	2.3	2.3	2.4	2.3
Avg. Stride Length [m]	6.2	7.7	7.6	7.6	7.6	7.3



- [ ] Ranking at each section and finish
- .-.- No data available at this section
- NA No data available



Horse/Jockey Name	Toro Strike
Final Rank	10
Fastest Section Time (Section)	0:11.02 (400m)
Top Speed [km/h] (Section)	66.9 (400m)
Race State	Finished



### Eagle Farm QLD Professional

Race 7: XXXX QTIS Three-Year-Old Handicap - 1200m

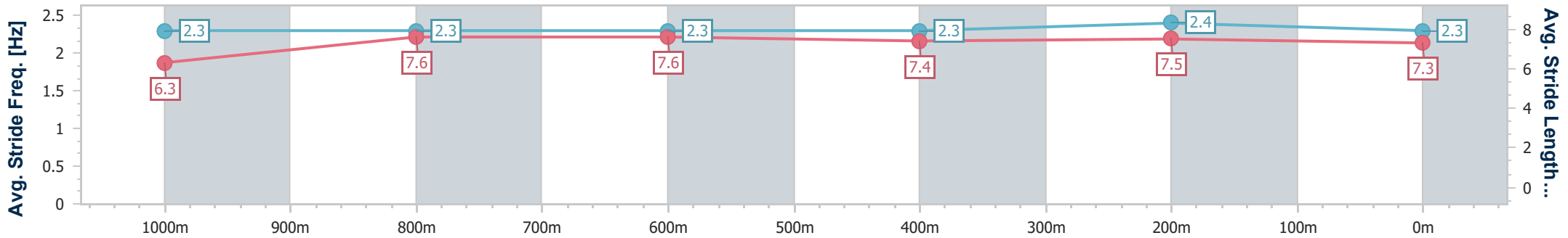
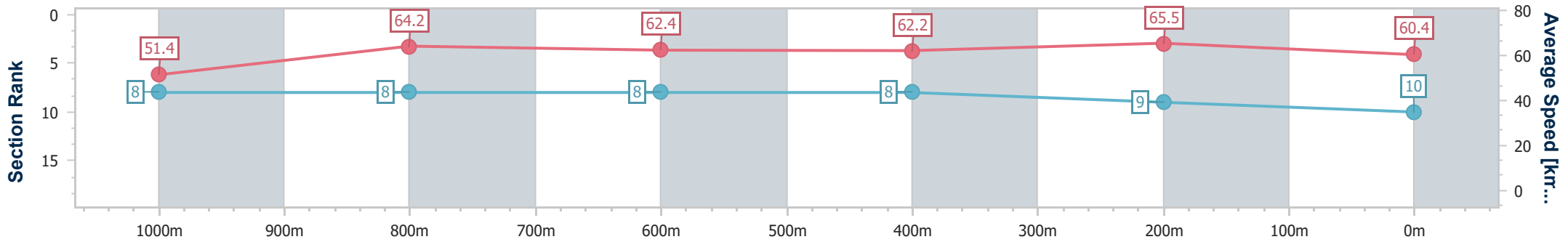
18 January 2025 - 15:47

Track Rating: Good 4, Weather: Overcast, Rail Position: +1m Entire



BRISBANE RACING CLUB

Section	Overall	1000m	800m	600m	400m	200m
Section Times	1:11.29 [10] (0:13.99)	0:57.30 [8] (0:11.23)	0:46.07 [8] (0:11.57)	0:34.50 [8] (0:11.57)	0:22.93 [8] (0:11.02)	0:11.91 [9] (0:11.91)
Average Speed [km/h]	51.4	64.2	62.4	62.2	65.5	60.4
Top Speed [km/h]	65.7	65.7	63.5	65.5	66.9	63.4
Avg. Dist. to Rail [m]	2.8	0.2	0.3	0.5	3.7	4.7
Avg. Stride Freq. [Hz]	2.3	2.3	2.3	2.3	2.4	2.3
Avg. Stride Length [m]	6.3	7.6	7.6	7.4	7.5	7.3



- [ ] Ranking at each section and finish
- .-.- No data available at this section
- NA No data available



Horse/Jockey Name	Outta Control
Final Rank	11
Fastest Section Time (Section)	0:11.07 (1000m)
Top Speed [km/h] (Section)	66.4 (1000m)
Race State	Finished



### Eagle Farm QLD Professional

Race 7: XXXX QTIS Three-Year-Old Handicap - 1200m

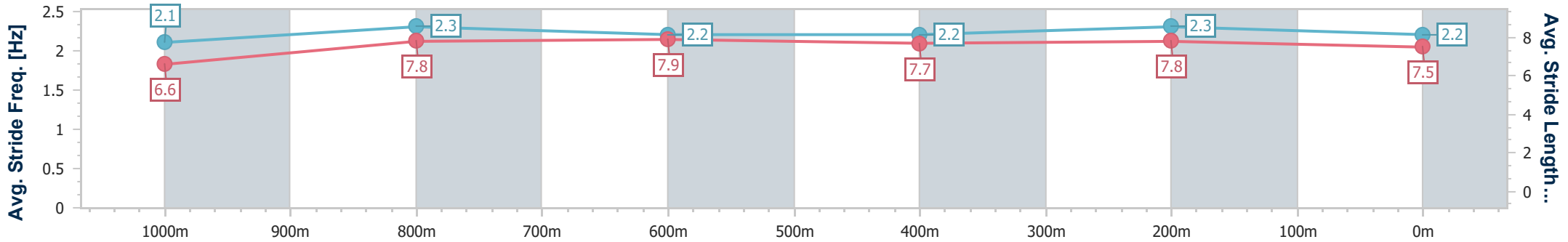
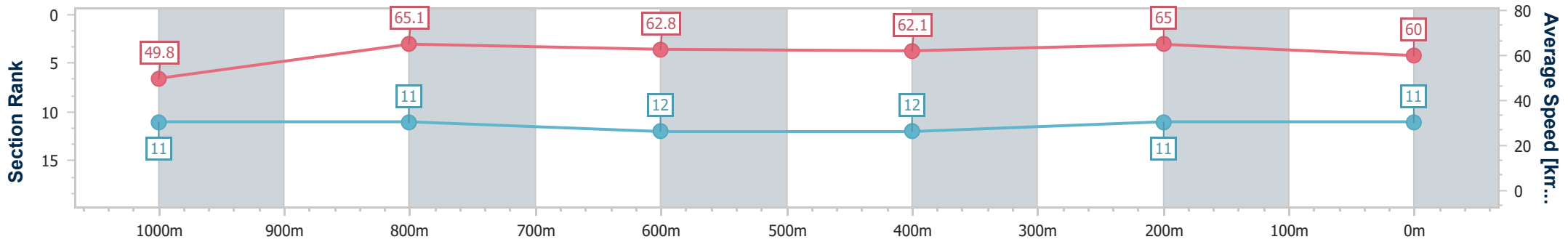
18 January 2025 - 15:47

Track Rating: Good 4, Weather: Overcast, Rail Position: +1m Entire



BRISBANE RACING CLUB

Section	Overall	1000m	800m	600m	400m	200m
Section Times	1:11.76 [11] (0:14.51)	0:57.25 [11] (0:11.07)	0:46.18 [11] (0:11.51)	0:34.67 [12] (0:11.63)	0:23.04 [12] (0:11.07)	0:11.97 [11] (0:11.97)
Average Speed [km/h]	49.8	65.1	62.8	62.1	65.0	60.0
Top Speed [km/h]	64.1	66.4	64.6	65.3	66.2	63.3
Avg. Dist. to Rail [m]	5.9	0.7	0.8	0.7	6.9	9.4
Avg. Stride Freq. [Hz]	2.1	2.3	2.2	2.2	2.3	2.2
Avg. Stride Length [m]	6.6	7.8	7.9	7.7	7.8	7.5



- [ ] Ranking at each section and finish
- .-.- No data available at this section
- NA No data available



Horse/Jockey Name	Alpine Raider
Final Rank	12
Fastest Section Time (Section)	0:10.84 (1000m)
Top Speed [km/h] (Section)	68.4 (1000m)
Race State	Finished



### Eagle Farm QLD Professional

Race 7: XXXX QTIS Three-Year-Old Handicap - 1200m

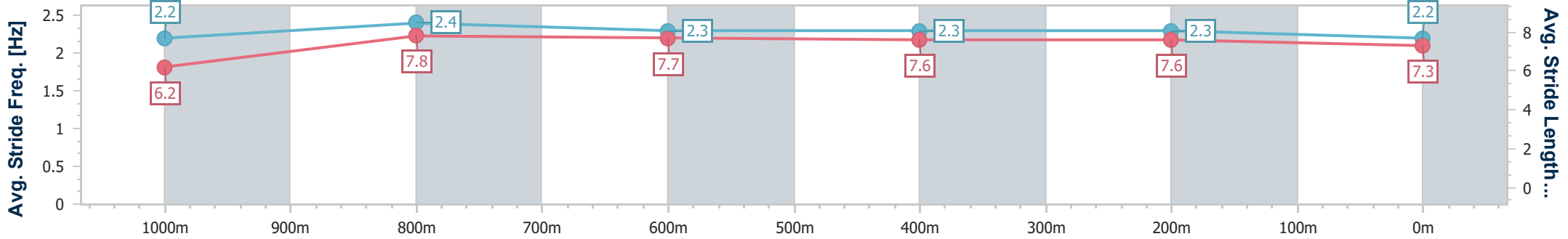
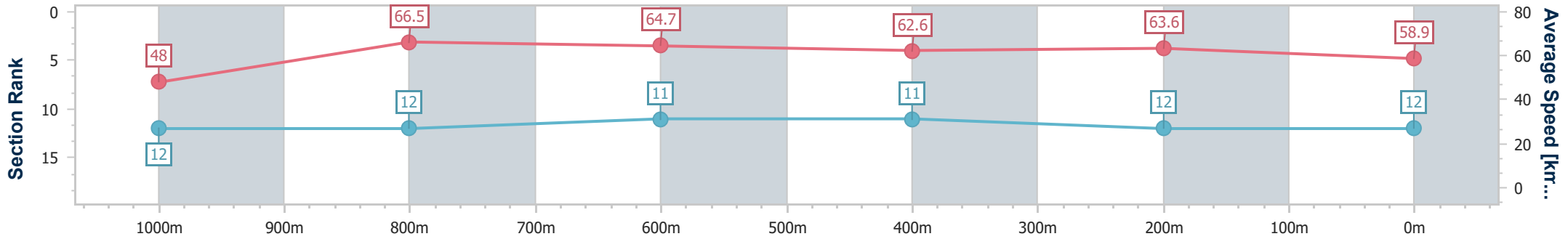
18 January 2025 - 15:47

Track Rating: Good 4, Weather: Overcast, Rail Position: +1m Entire



BRISBANE RACING CLUB

Section	Overall	1000m	800m	600m	400m	200m
Section Times	1:12.21 [12] (0:15.03)	0:57.18 [12] (0:10.84)	0:46.34 [12] (0:11.19)	0:35.15 [11] (0:11.62)	0:23.53 [11] (0:11.31)	0:12.22 [12]
Average Speed [km/h]	48.0	66.5	64.7	62.6	63.6	58.9
Top Speed [km/h]	66.3	68.4	66.8	64.5	65.1	61.8
Avg. Dist. to Rail [m]	1.2	0.8	0.5	1.8	8.0	10.7
Avg. Stride Freq. [Hz]	2.2	2.4	2.3	2.3	2.3	2.2
Avg. Stride Length [m]	6.2	7.8	7.7	7.6	7.6	7.3



- [ ] Ranking at each section and finish
- .-.- No data available at this section
- NA No data available