



Eagle Farm QLD Professional

Race 4: SKY RACING BENCHMARK 90 Handicap - 1600m

18 January 2025 - 13:58



BRISBANE
RACING CLUB

Track Rating: Good 4, Weather: Overcast, Rail Position: +1m Entire

Section		Overall	1400m	1200m	1000m	800m	600m	400m	Last 600m					
Field Times		1:35.85 (0:13.53)	1:22.32 (0:11.31)	1:11.01 (0:11.69)	0:59.32 (0:12.28)	0:47.04 (0:12.13)	0:34.91 (0:11.50)	0:23.41 (0:11.34)	0:34.91					
Rank	TAB Horse/Jockey	Barrier	Top Speed [km/h]	Fastest Section										Distance Travelled [m]
1	5 KRONENBOURG James Orman	8	66.6	0:11.21	1:35.85 [1] (0:13.57)	1:22.28 [2] (0:11.27)	1:11.01 [1] (0:11.78)	0:59.23 [2] (0:12.40)	0:46.83 [2] (0:12.13)	0:34.70 [2] (0:11.42)	0:23.28 [2] (0:11.21)	0:34.70		
2	1 DUNE FORTY FIVE Nikita Beriman	6	66.7	0:11.26	1:36.03 [2] (0:13.83)	1:22.20 [5] (0:11.26)	1:10.94 [5] (0:11.70)	0:59.24 [3] (0:12.35)	0:46.89 [4] (0:12.13)	0:34.76 [5] (0:11.51)	0:23.25 [3] (0:11.26)	0:34.76	+4	
3	2 JETTY Ryan Curatolo	7	65.0	0:11.33	1:36.26 [3] (0:13.53)	1:22.73 [1] (0:11.33)	1:11.40 [2] (0:11.67)	0:59.73 [1] (0:12.28)	0:47.45 [1] (0:12.13)	0:35.32 [1] (0:11.50)	0:23.82 [1] (0:11.45)	0:35.32	-5	
4	9 RED TOP Luke Dempsey	3	65.4	0:11.28	1:36.33 [4] (0:13.98)	1:22.35 [8] (0:11.32)	1:11.03 [7] (0:11.79)	0:59.24 [8] (0:12.30)	0:46.94 [8] (0:12.24)	0:34.70 [8] (0:11.47)	0:23.23 [7] (0:11.28)	0:34.70	-2	
5	4 YOUTH SPIRIT Brandon Lerena	4	65.1	0:11.33	1:36.41 [5] (0:13.88)	1:22.53 [6] (0:11.44)	1:11.09 [8] (0:11.75)	0:59.34 [6] (0:12.27)	0:47.07 [6] (0:12.17)	0:34.90 [6] (0:11.55)	0:23.35 [6] (0:11.33)	0:34.90	+4	
6	7 LINTHORPE LAD Taylor Marshall	9	65.1	0:11.41	1:36.70 [6] (0:14.15)	1:22.55 [9] (0:11.41)	1:11.14 [9] (0:11.74)	0:59.40 [9] (0:12.16)	0:47.24 [9] (0:12.19)	0:35.05 [9] (0:11.58)	0:23.47 [9] (0:11.43)	0:35.05	+4	
7	11 KORUTO Angela Jones	2	66.2	0:11.26	1:36.89 [7] (0:13.96)	1:22.93 [7] (0:11.26)	1:11.67 [6] (0:11.86)	0:59.81 [7] (0:12.27)	0:47.54 [7] (0:12.18)	0:35.36 [7] (0:11.58)	0:23.78 [8] (0:11.41)	0:35.36	-3	
8	8 HOLSTEIN Andrew Mallyon	5	64.4	0:11.36	1:37.31 [8] (0:13.66)	1:23.65 [4] (0:11.36)	1:12.29 [4] (0:11.78)	1:00.51 [4] (0:12.34)	0:48.17 [5] (0:12.12)	0:36.05 [4] (0:11.63)	0:24.42 [4] (0:11.62)	0:36.05	-3	
9	6 HADOUKEN Jasper Franklin	1	65.4	0:11.37	1:38.27 [9] (0:13.59)	1:24.68 [3] (0:11.37)	1:13.31 [3] (0:11.86)	1:01.45 [5] (0:12.27)	0:49.18 [3] (0:12.14)	0:37.04 [3] (0:11.74)	0:25.30 [5] (0:11.79)	0:37.04	-5	

Scratched: Caprice Des Dieux (#10), Stuck With You (#3), Solar Apex (#12)

[] Ranking at each section and finish
 -:-:- No data available at this section
 NA No data available

SCN Saddle cloth number
 DNF Did not finish
 DNT Did not track



Eagle Farm QLD Professional

Race 4: SKY RACING BENCHMARK 90 Handicap - 1600m

18 January 2025 - 13:58



BRISBANE
RACING CLUB

Track Rating: Good 4, Weather: Overcast, Rail Position: +1m Entire

Section				200m				Last 600m	
Field Times				0:12.07				0:34.91	
				(0:12.07)					
Rank	TAB	Horse/Jockey	Barrier	Top Speed [km/h]	Fastest Section	Margin			Distance Travelled [m]
1	5	KRONENBOURG James Orman	8	66.6 Overall	0:11.21 400m	0:12.07 [1] (0:12.07)	1:35.85		0:34.70
2	1	DUNE FORTY FIVE Nikita Beriman	6	66.7 1400m	0:11.26 1400m	0:11.99 [3] (0:11.99)	1.03L		0:34.76 +4
3	2	JETTY Ryan Curatolo	7	65.0 Overall	0:11.33 1400m	0:12.37 [2] (0:12.37)	2.4L		0:35.32 -5
4	9	RED TOP Luke Dempsey	3	65.4 1400m	0:11.28 400m	0:11.95 [4] (0:11.95)	2.78L		0:34.70 -2
5	4	YOUTH SPIRIT Brandon Lerena	4	65.1 600m	0:11.33 400m	0:12.02 [5] (0:12.02)	3.25L		0:34.90 +4
6	7	LINTHORPE LAD Taylor Marshall	9	65.1 1400m	0:11.41 1400m	0:12.04 [8] (0:12.04)	4.98L		0:35.05 +4
7	11	KORUTO Angela Jones	2	66.2 Overall	0:11.26 1400m	0:12.37 [7] (0:12.37)	6.11L		0:35.36 -3
8	8	HOLSTEIN Andrew Mallyon	5	64.4 Overall	0:11.36 1400m	0:12.80 [6] (0:12.80)	8.58L		0:36.05 -3
9	6	HADOUKEN Jasper Franklin	1	65.4 Overall	0:11.37 1400m	0:13.51 [9] (0:13.51)	14.19L		0:37.04 -5

Scratched: Caprice Des Dieux (#10), Stuck With You (#3), Solar Apex (#12)



Horse/Jockey Name	Kronenbourg
Final Rank	1
Fastest Section Time (Section)	0:11.21 (400m)
Top Speed [km/h] (Section)	66.6 (Overall)
Race State	Finished



Eagle Farm QLD Professional

Race 4: SKY RACING BENCHMARK 90 Handicap - 1600m

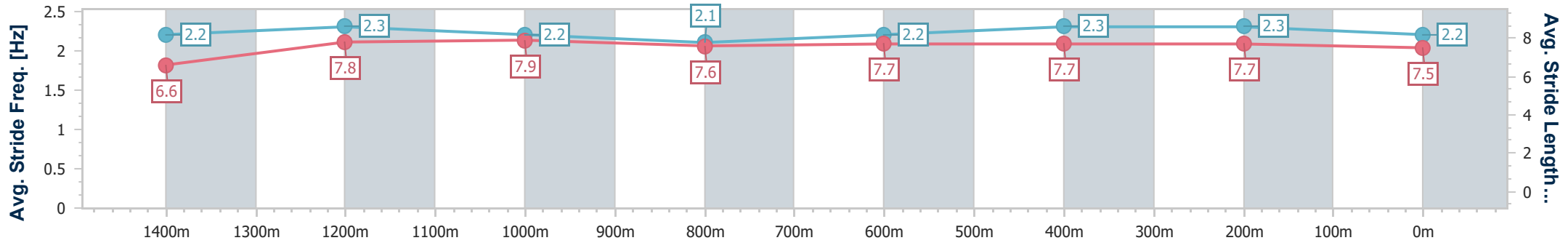
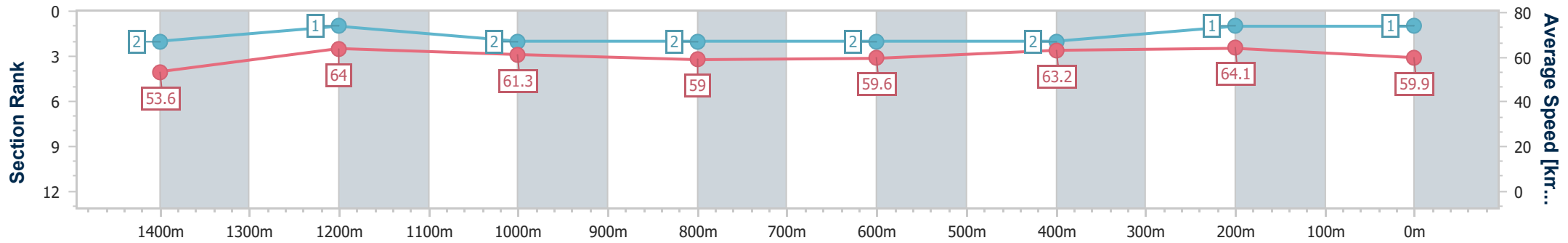
18 January 2025 - 13:58

Track Rating: Good 4, Weather: Overcast, Rail Position: +1m Entire



BRISBANE RACING CLUB

Section	Overall	1400m	1200m	1000m	800m	600m	400m	200m
Section Times	1:35.85 [1] (0:13.57)	1:22.28 [2] (0:11.27)	1:11.01 [1] (0:11.78)	0:59.23 [2] (0:12.40)	0:46.83 [2] (0:12.13)	0:34.70 [2] (0:11.42)	0:23.28 [2] (0:11.21)	0:12.07 [1] (0:12.07)
Average Speed [km/h]	53.6	64.0	61.3	59.0	59.6	63.2	64.1	59.9
Top Speed [km/h]	66.6	66.0	64.0	59.3	61.4	65.3	65.2	63.2
Avg. Dist. to Rail [m]	14.6	3.5	4.0	3.1	0.8	0.6	4.2	5.9
Avg. Stride Freq. [Hz]	2.2	2.3	2.2	2.1	2.2	2.3	2.3	2.2
Avg. Stride Length [m]	6.6	7.8	7.9	7.6	7.7	7.7	7.7	7.5



- [] Ranking at each section and finish
- .-.- No data available at this section
- NA No data available



Horse/Jockey Name	Dune Forty Five
Final Rank	2
Fastest Section Time (Section)	0:11.26 (1400m)
Top Speed [km/h] (Section)	66.7 (1400m)
Race State	Finished



Eagle Farm QLD Professional

Race 4: SKY RACING BENCHMARK 90 Handicap - 1600m

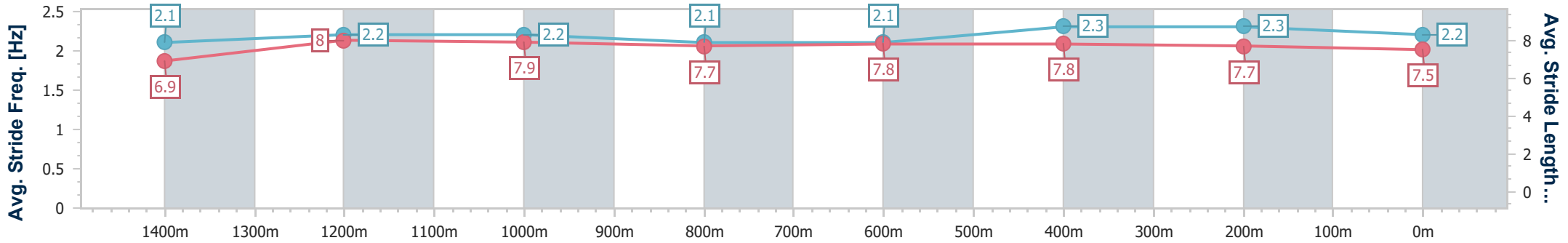
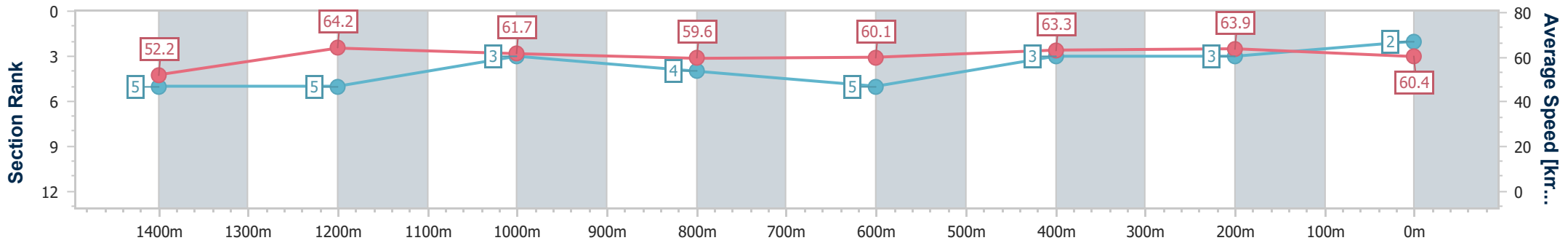
18 January 2025 - 13:58

Track Rating: Good 4, Weather: Overcast, Rail Position: +1m Entire



BRISBANE RACING CLUB

Section	Overall	1400m	1200m	1000m	800m	600m	400m	200m
Section Times	1:36.03 [2] (0:13.83)	1:22.20 [5] (0:11.26)	1:10.94 [5] (0:11.70)	0:59.24 [3] (0:12.35)	0:46.89 [4] (0:12.13)	0:34.76 [5] (0:11.51)	0:23.25 [3] (0:11.26)	0:11.99 [3] (0:11.99)
Average Speed [km/h]	52.2	64.2	61.7	59.6	60.1	63.3	63.9	60.4
Top Speed [km/h]	66.6	66.7	64.0	60.0	62.0	65.2	65.3	63.1
Avg. Dist. to Rail [m]	12.3	4.1	5.1	4.2	2.3	3.0	6.8	7.1
Avg. Stride Freq. [Hz]	2.1	2.2	2.2	2.1	2.1	2.3	2.3	2.2
Avg. Stride Length [m]	6.9	8.0	7.9	7.7	7.8	7.8	7.7	7.5



- [] Ranking at each section and finish
- .-.- No data available at this section
- NA No data available



Horse/Jockey Name	Jetty
Final Rank	3
Fastest Section Time (Section)	0:11.33 (1400m)
Top Speed [km/h] (Section)	65.0 (Overall)
Race State	Finished



Eagle Farm QLD Professional

Race 4: SKY RACING BENCHMARK 90 Handicap - 1600m

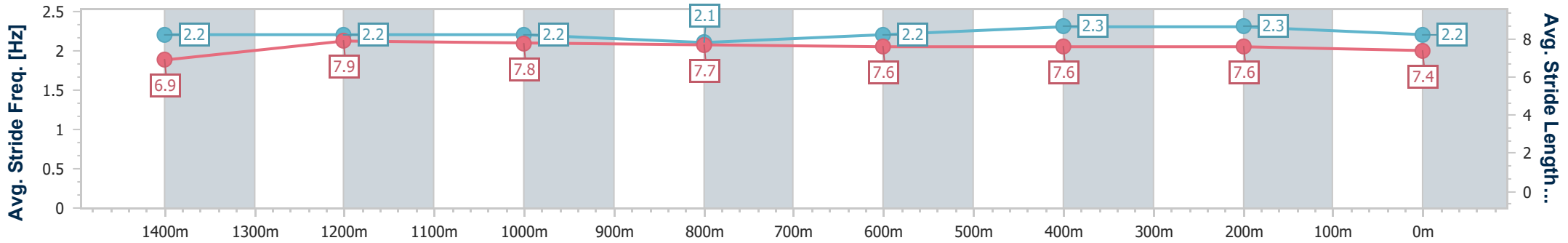
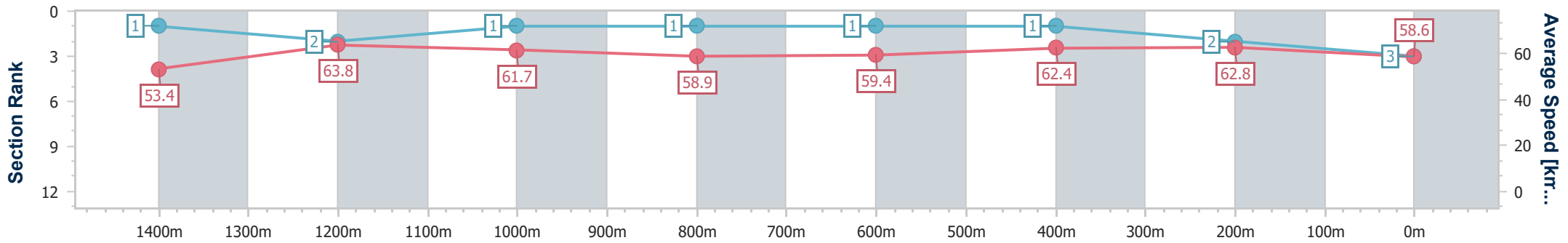
18 January 2025 - 13:58

Track Rating: Good 4, Weather: Overcast, Rail Position: +1m Entire



BRISBANE RACING CLUB

Section	Overall	1400m	1200m	1000m	800m	600m	400m	200m
Section Times	1:36.26 [3] (0:13.53)	1:22.73 [1] (0:11.33)	1:11.40 [2] (0:11.67)	0:59.73 [1] (0:12.28)	0:47.45 [1] (0:12.13)	0:35.32 [1] (0:11.50)	0:23.82 [1] (0:11.45)	0:12.37 [2] (0:12.37)
Average Speed [km/h]	53.4	63.8	61.7	58.9	59.4	62.4	62.8	58.6
Top Speed [km/h]	65.0	64.7	63.3	60.0	61.1	64.1	64.0	61.6
Avg. Dist. to Rail [m]	12.9	2.9	2.8	1.2	0.4	0.6	0.3	1.2
Avg. Stride Freq. [Hz]	2.2	2.2	2.2	2.1	2.2	2.3	2.3	2.2
Avg. Stride Length [m]	6.9	7.9	7.8	7.7	7.6	7.6	7.6	7.4



- [] Ranking at each section and finish
- .-.- No data available at this section
- NA No data available



Horse/Jockey Name	Red Top
Final Rank	4
Fastest Section Time (Section)	0:11.28 (400m)
Top Speed [km/h] (Section)	65.4 (1400m)
Race State	Finished



Eagle Farm QLD Professional

Race 4: SKY RACING BENCHMARK 90 Handicap - 1600m

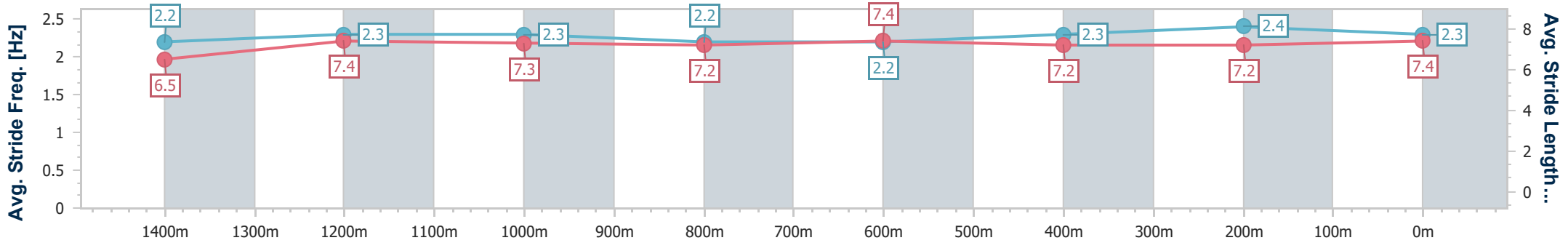
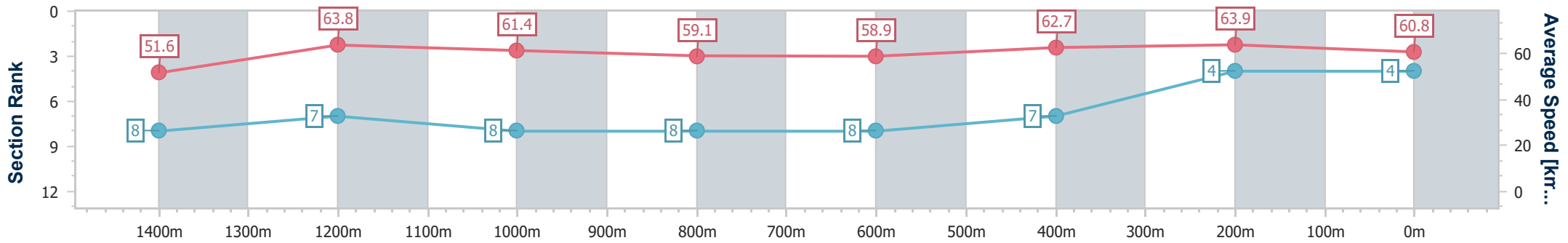
18 January 2025 - 13:58

Track Rating: Good 4, Weather: Overcast, Rail Position: +1m Entire



BRISBANE RACING CLUB

Section	Overall	1400m	1200m	1000m	800m	600m	400m	200m
Section Times	1:36.33 [4] (0:13.98)	1:22.35 [8] (0:11.32)	1:11.03 [7] (0:11.79)	0:59.24 [8] (0:12.30)	0:46.94 [8] (0:12.24)	0:34.70 [8] (0:11.47)	0:23.23 [7] (0:11.28)	0:11.95 [4] (0:11.95)
Average Speed [km/h]	51.6	63.8	61.4	59.1	58.9	62.7	63.9	60.8
Top Speed [km/h]	65.1	65.4	63.5	59.7	60.1	64.7	64.6	62.6
Avg. Dist. to Rail [m]	10.5	2.6	3.4	2.2	0.5	0.4	3.3	3.9
Avg. Stride Freq. [Hz]	2.2	2.3	2.3	2.2	2.2	2.3	2.4	2.3
Avg. Stride Length [m]	6.5	7.4	7.3	7.2	7.4	7.2	7.2	7.4



- [] Ranking at each section and finish
- .-.- No data available at this section
- NA No data available



Horse/Jockey Name	Youth Spirit
Final Rank	5
Fastest Section Time (Section)	0:11.33 (400m)
Top Speed [km/h] (Section)	65.1 (600m)
Race State	Finished



Eagle Farm QLD Professional

Race 4: SKY RACING BENCHMARK 90 Handicap - 1600m

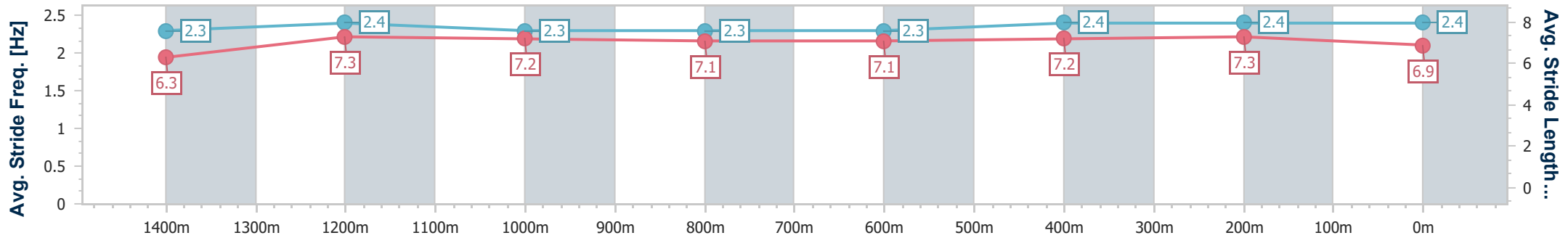
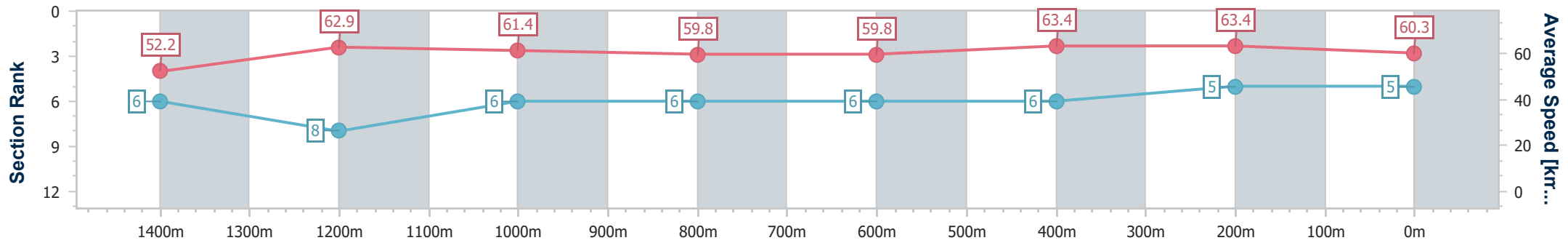
18 January 2025 - 13:58

Track Rating: Good 4, Weather: Overcast, Rail Position: +1m Entire



BRISBANE RACING CLUB

Section	Overall	1400m	1200m	1000m	800m	600m	400m	200m
Section Times	1:36.41 [5] (0:13.88)	1:22.53 [6] (0:11.44)	1:11.09 [8] (0:11.75)	0:59.34 [6] (0:12.27)	0:47.07 [6] (0:12.17)	0:34.90 [6] (0:11.55)	0:23.35 [6] (0:11.33)	0:12.02 [5] (0:12.02)
Average Speed [km/h]	52.2	62.9	61.4	59.8	59.8	63.4	63.4	60.3
Top Speed [km/h]	64.7	64.9	64.2	60.8	62.9	65.1	64.3	62.7
Avg. Dist. to Rail [m]	9.8	2.2	3.5	3.1	2.2	3.3	6.3	7.7
Avg. Stride Freq. [Hz]	2.3	2.4	2.3	2.3	2.3	2.4	2.4	2.4
Avg. Stride Length [m]	6.3	7.3	7.2	7.1	7.1	7.2	7.3	6.9



- [] Ranking at each section and finish
- .-.- No data available at this section
- NA No data available



Horse/Jockey Name	Linthorpe Lad
Final Rank	6
Fastest Section Time (Section)	0:11.41 (1400m)
Top Speed [km/h] (Section)	65.1 (1400m)
Race State	Finished



Eagle Farm QLD Professional

Race 4: SKY RACING BENCHMARK 90 Handicap - 1600m

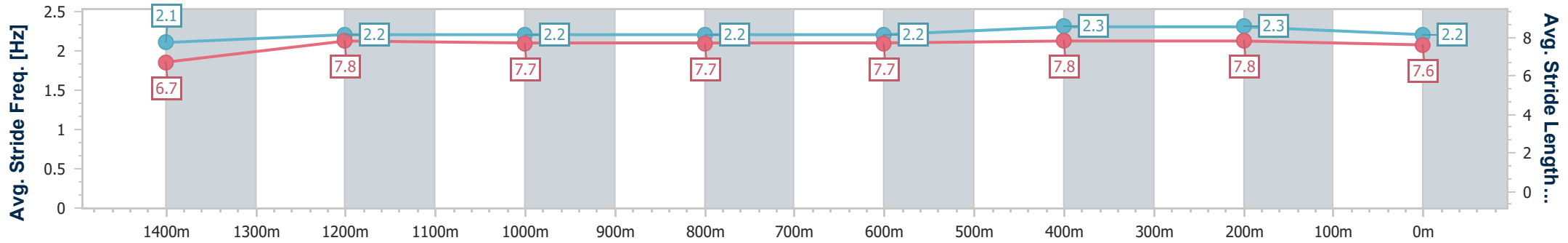
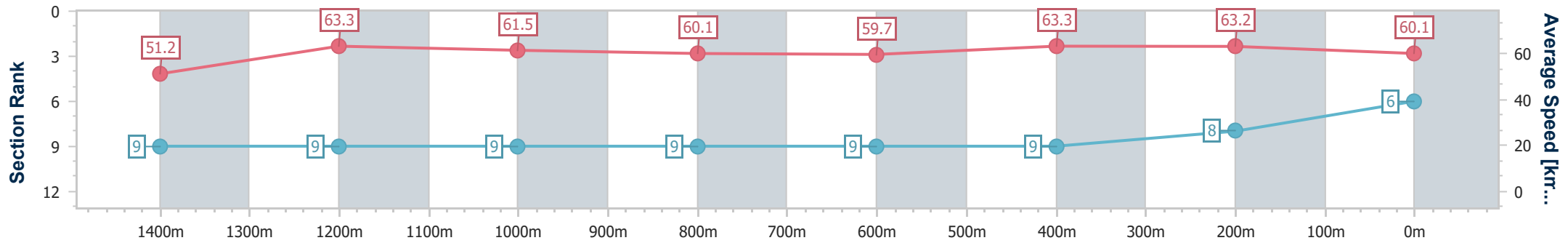
18 January 2025 - 13:58

Track Rating: Good 4, Weather: Overcast, Rail Position: +1m Entire



BRISBANE RACING CLUB

Section	Overall	1400m	1200m	1000m	800m	600m	400m	200m
Section Times	1:36.70 [6] (0:14.15)	1:22.55 [9] (0:11.41)	1:11.14 [9] (0:11.74)	0:59.40 [9] (0:12.16)	0:47.24 [9] (0:12.19)	0:35.05 [9] (0:11.58)	0:23.47 [9] (0:11.43)	0:12.04 [8] (0:12.04)
Average Speed [km/h]	51.2	63.3	61.5	60.1	59.7	63.3	63.2	60.1
Top Speed [km/h]	64.3	65.1	63.7	60.8	61.6	64.0	63.9	62.0
Avg. Dist. to Rail [m]	13.1	2.8	3.4	2.9	2.2	4.4	8.4	7.8
Avg. Stride Freq. [Hz]	2.1	2.2	2.2	2.2	2.2	2.3	2.3	2.2
Avg. Stride Length [m]	6.7	7.8	7.7	7.7	7.7	7.8	7.8	7.6



- [] Ranking at each section and finish
- .-.- No data available at this section
- NA No data available



Horse/Jockey Name	Koruto
Final Rank	7
Fastest Section Time (Section)	0:11.26 (1400m)
Top Speed [km/h] (Section)	66.2 (Overall)
Race State	Finished



Eagle Farm QLD Professional

Race 4: SKY RACING BENCHMARK 90 Handicap - 1600m

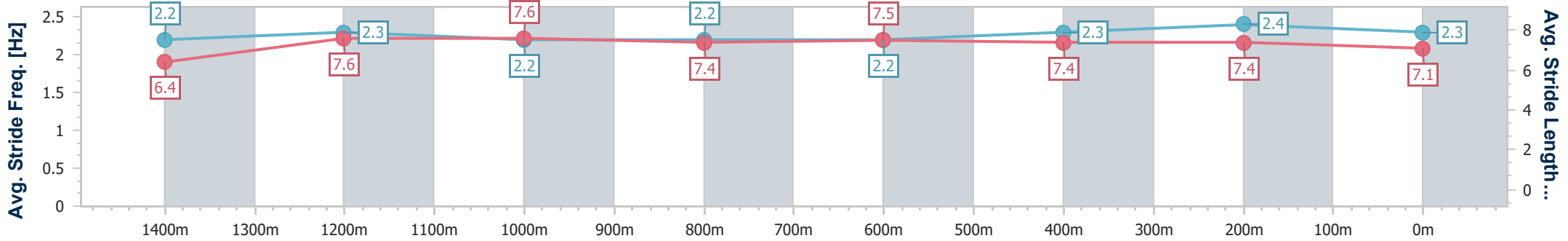
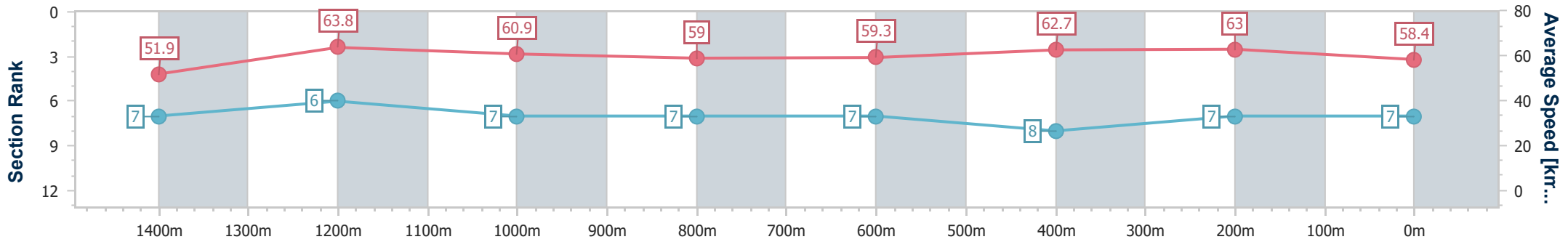
18 January 2025 - 13:58

Track Rating: Good 4, Weather: Overcast, Rail Position: +1m Entire



BRISBANE RACING CLUB

Section	Overall	1400m	1200m	1000m	800m	600m	400m	200m
Section Times	1:36.89 [7] (0:13.96)	1:22.93 [7] (0:11.26)	1:11.67 [6] (0:11.86)	0:59.81 [7] (0:12.27)	0:47.54 [7] (0:12.18)	0:35.36 [7] (0:11.58)	0:23.78 [8] (0:11.41)	0:12.37 [7] (0:12.37)
Average Speed [km/h]	51.9	63.8	60.9	59.0	59.3	62.7	63.0	58.4
Top Speed [km/h]	66.2	66.2	63.4	59.7	60.6	65.3	65.4	61.2
Avg. Dist. to Rail [m]	8.8	1.3	1.8	1.2	0.5	1.6	4.9	4.3
Avg. Stride Freq. [Hz]	2.2	2.3	2.2	2.2	2.2	2.3	2.4	2.3
Avg. Stride Length [m]	6.4	7.6	7.6	7.4	7.5	7.4	7.4	7.1



- [] Ranking at each section and finish
- .-.- No data available at this section
- NA No data available



Horse/Jockey Name	Holstein
Final Rank	8
Fastest Section Time (Section)	0:11.36 (1400m)
Top Speed [km/h] (Section)	64.4 (Overall)
Race State	Finished



Eagle Farm QLD Professional

Race 4: SKY RACING BENCHMARK 90 Handicap - 1600m

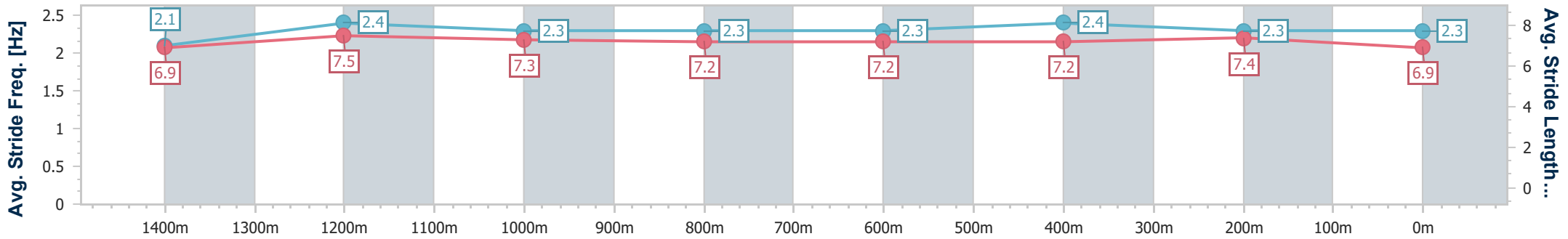
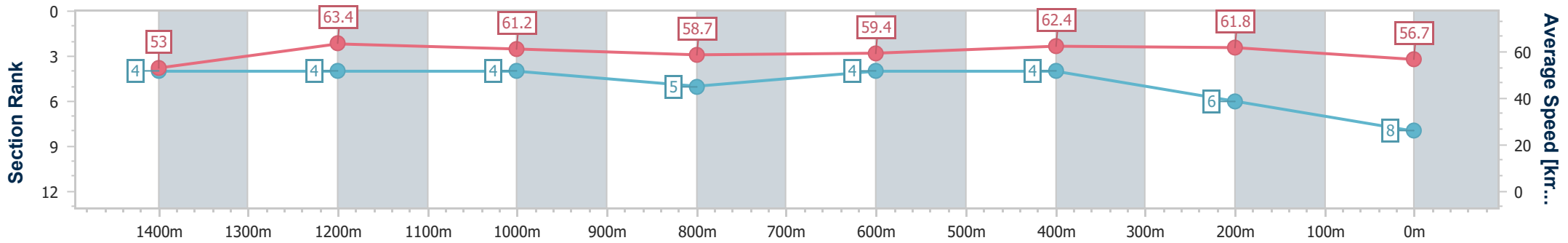
18 January 2025 - 13:58

Track Rating: Good 4, Weather: Overcast, Rail Position: +1m Entire



BRISBANE RACING CLUB

Section	Overall	1400m	1200m	1000m	800m	600m	400m	200m
Section Times	1:37.31 [8] (0:13.66)	1:23.65 [4] (0:11.36)	1:12.29 [4] (0:11.78)	1:00.51 [4] (0:12.34)	0:48.17 [5] (0:12.12)	0:36.05 [4] (0:11.63)	0:24.42 [4] (0:11.62)	0:12.80 [6] (0:12.80)
Average Speed [km/h]	53.0	63.4	61.2	58.7	59.4	62.4	61.8	56.7
Top Speed [km/h]	64.4	64.3	63.8	59.3	60.4	63.7	63.3	60.3
Avg. Dist. to Rail [m]	11.3	2.7	2.6	1.2	0.4	1.4	4.0	5.3
Avg. Stride Freq. [Hz]	2.1	2.4	2.3	2.3	2.3	2.4	2.3	2.3
Avg. Stride Length [m]	6.9	7.5	7.3	7.2	7.2	7.2	7.4	6.9



- [] Ranking at each section and finish
- .-.-.- No data available at this section
- NA No data available



Horse/Jockey Name	Hadouken
Final Rank	9
Fastest Section Time (Section)	0:11.37 (1400m)
Top Speed [km/h] (Section)	65.4 (Overall)
Race State	Finished



Eagle Farm QLD Professional

Race 4: SKY RACING BENCHMARK 90 Handicap - 1600m

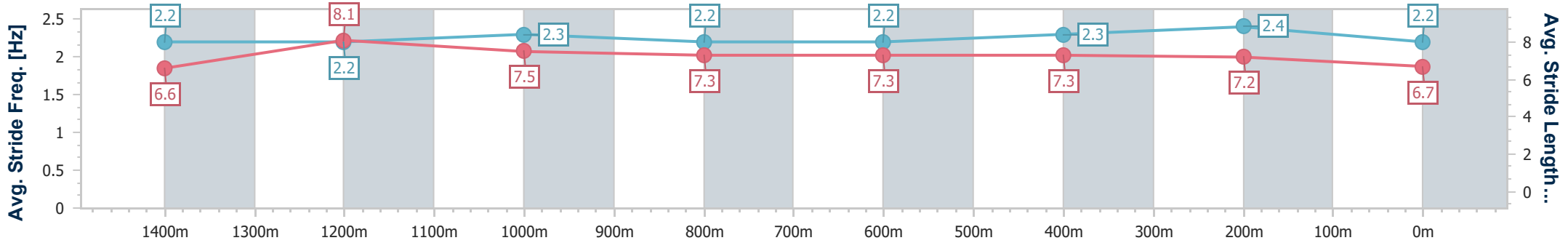
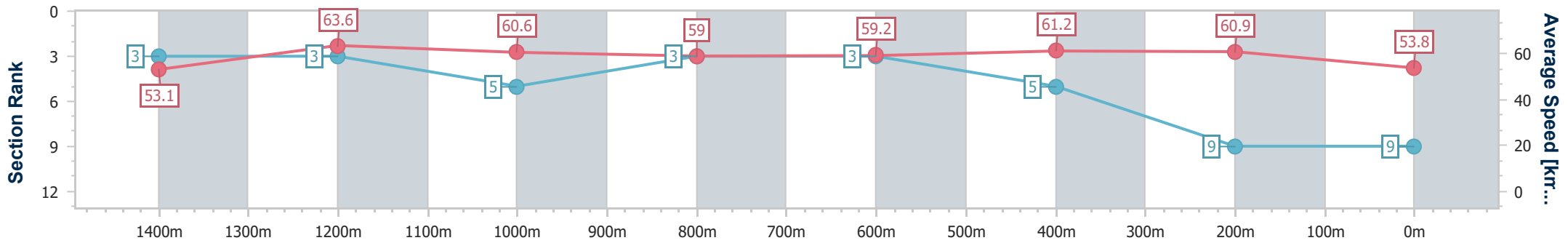
18 January 2025 - 13:58

Track Rating: Good 4, Weather: Overcast, Rail Position: +1m Entire



BRISBANE RACING CLUB

Section	Overall	1400m	1200m	1000m	800m	600m	400m	200m
Section Times	1:38.27 [9] (0:13.59)	1:24.68 [3] (0:11.37)	1:13.31 [3] (0:11.86)	1:01.45 [5] (0:12.27)	0:49.18 [3] (0:12.14)	0:37.04 [3] (0:11.74)	0:25.30 [5] (0:11.79)	0:13.51 [9] (0:13.51)
Average Speed [km/h]	53.1	63.6	60.6	59.0	59.2	61.2	60.9	53.8
Top Speed [km/h]	65.4	65.0	63.4	59.7	60.2	61.9	62.4	59.4
Avg. Dist. to Rail [m]	9.2	1.1	1.8	0.6	0.4	0.4	1.5	3.0
Avg. Stride Freq. [Hz]	2.2	2.2	2.3	2.2	2.2	2.3	2.4	2.2
Avg. Stride Length [m]	6.6	8.1	7.5	7.3	7.3	7.3	7.2	6.7



- [] Ranking at each section and finish
- .-.- No data available at this section
- NA No data available