



# Eagle Farm QLD Professional

## Race 1: RACECOURSE VILLAGE QTIS Two-Year-Old Handicap - 1200m

18 January 2025 - 12:13



BRISBANE  
RACING CLUB

Track Rating: Good 4, Weather: Overcast, Rail Position: +1m Entire

Section		Overall	1000m	800m	600m	400m	200m	Last 600m					
Field Times		1:11.30 (0:13.39)	0:57.91 (0:10.84)	0:47.07 (0:11.34)	0:35.73 (0:11.66)	0:24.07 (0:11.67)	0:12.40 (0:12.40)	0:35.73					
Rank	TAB Horse/Jockey	Barrier	Top Speed [km/h]	Fastest Section								Margin	Distance Travelled [m]
1	6 DUSHENKA Kyle Wilson-Taylor	5	67.8 1000m	0:10.88 1000m	1:11.30 [1] (0:13.59)	0:57.71 [4] (0:10.88)	0:46.83 [4] (0:11.35)	0:35.48 [4] (0:11.48)	0:24.00 [3] (0:11.64)	0:12.36 [3] (0:12.36)	1:11.30	0:35.48	
2	7 IDYLLIC AFFAIR Damien Thornton	2	67.2 1000m	0:11.05 1000m	1:11.69 [2] (0:13.78)	0:57.91 [7] (0:11.05)	0:46.86 [7] (0:11.32)	0:35.54 [7] (0:11.53)	0:24.01 [7] (0:11.50)	0:12.51 [4] (0:12.51)	2.28L	0:35.54	+0
3	2 NORTH POLE Angela Jones	1	69.2 1000m	0:10.76 1000m	1:11.71 [3] (0:13.47)	0:58.24 [2] (0:10.76)	0:47.48 [1] (0:11.34)	0:36.14 [1] (0:11.66)	0:24.48 [1] (0:11.67)	0:12.81 [1] (0:12.81)	2.4L	0:36.14	+1
4	1 SPACE RIDER James Orman	8	70.9 1000m	0:10.84 1000m	1:11.94 [4] (0:13.39)	0:58.55 [1] (0:10.84)	0:47.71 [2] (0:11.35)	0:36.36 [2] (0:11.70)	0:24.66 [2] (0:11.66)	0:13.00 [2] (0:13.00)	3.78L	0:36.36	+5
5	4 DESTINY'S SUMMIT Madeleine Wishart	7	69.6 1000m	0:10.89 1000m	1:12.80 [5] (0:13.51)	0:59.29 [3] (0:10.89)	0:48.40 [3] (0:11.26)	0:37.14 [3] (0:11.66)	0:25.48 [4] (0:12.05)	0:13.43 [5] (0:13.43)	8.83L	0:37.14	+7
6	3 RASCAL BOI Robbie Dolan	4	66.4 1000m	0:11.06 1000m	1:12.92 [6] (0:14.12)	0:58.80 [8] (0:11.06)	0:47.74 [8] (0:11.32)	0:36.42 [8] (0:11.51)	0:24.91 [8] (0:11.79)	0:13.12 [6] (0:13.12)	9.54L	0:36.42	-1
7	5 PRIDE OF NASHVILLE Sean Cormack	6	68.6 1000m	0:10.89 1000m	1:13.40 [7] (0:13.60)	0:59.80 [5] (0:10.89)	0:48.91 [5] (0:11.43)	0:37.48 [5] (0:11.74)	0:25.74 [6] (0:12.17)	0:13.57 [8] (0:13.57)	12.35L	0:37.48	+5
8	8 MIDWEST PRINCESS Cody Collis	3	68.4 1000m	0:11.01 1000m	1:14.03 [8] (0:13.61)	1:00.42 [6] (0:11.01)	0:49.41 [6] (0:11.36)	0:38.05 [6] (0:11.57)	0:26.48 [5] (0:12.26)	0:14.22 [7] (0:14.22)	16.1L	0:38.05	+3

Scratched: Toi Toi (#9)



Horse/Jockey Name	Dushenka
Final Rank	1
Fastest Section Time (Section)	0:10.88 (1000m)
Top Speed [km/h] (Section)	67.8 (1000m)
Race State	Finished



Eagle Farm QLD Professional  
Race 1: RACECOURSE VILLAGE QTIS Two-Year-Old Handicap  
- 1200m

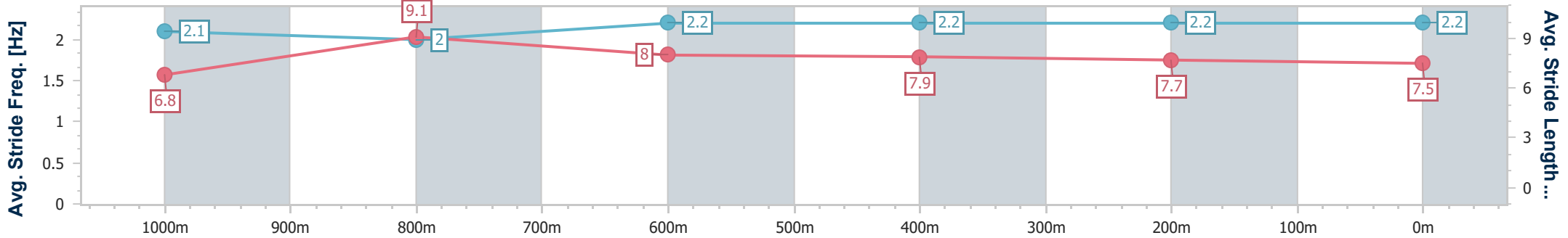
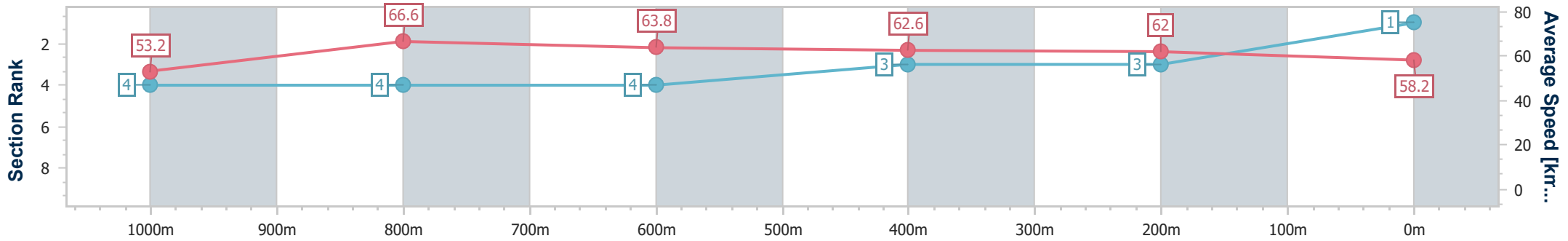


18 January 2025 - 12:13

BRISBANE RACING CLUB

Track Rating: Good 4, Weather: Overcast, Rail Position: +1m Entire

Section	Overall	1000m	800m	600m	400m	200m
Section Times	1:11.30 [1] (0:13.59)	0:57.71 [4] (0:10.88)	0:46.83 [4] (0:11.35)	0:35.48 [4] (0:11.48)	0:24.00 [3] (0:11.64)	0:12.36 [3] (0:12.36)
Average Speed [km/h]	53.2	66.6	63.8	62.6	62.0	58.2
Top Speed [km/h]	67.2	67.8	66.6	63.9	63.2	60.7
Avg. Dist. to Rail [m]	3.6	1.5	1.2	0.7	1.1	4.3
Avg. Stride Freq. [Hz]	2.1	2.0	2.2	2.2	2.2	2.2
Avg. Stride Length [m]	6.8	9.1	8.0	7.9	7.7	7.5



- [ ] Ranking at each section and finish
- .-.- No data available at this section
- NA No data available



Horse/Jockey Name	Idyllic Affair
Final Rank	2
Fastest Section Time (Section)	0:11.05 (1000m)
Top Speed [km/h] (Section)	67.2 (1000m)
Race State	Finished



Eagle Farm QLD Professional  
Race 1: RACECOURSE VILLAGE QTIS Two-Year-Old Handicap  
- 1200m

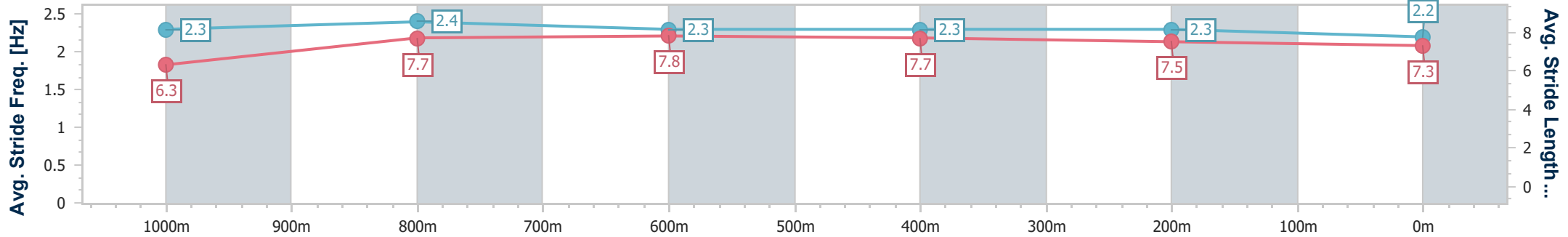
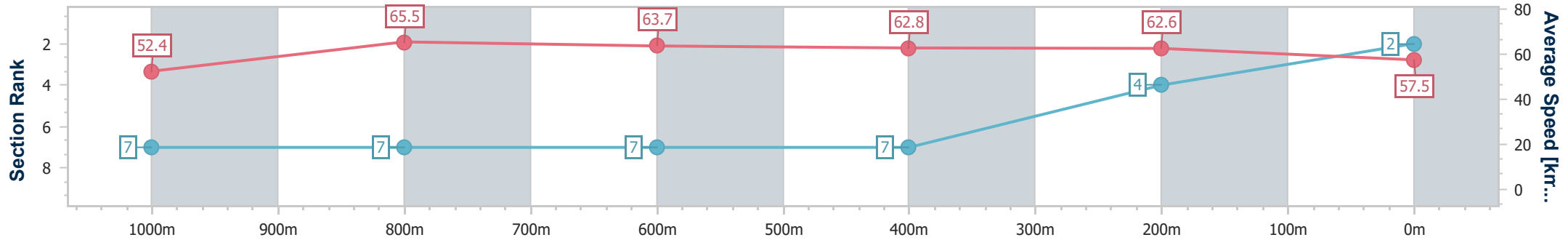


18 January 2025 - 12:13

BRISBANE  
RACING CLUB

Track Rating: Good 4, Weather: Overcast, Rail Position: +1m Entire

Section	Overall	1000m	800m	600m	400m	200m
Section Times	1:11.69 [2] (0:13.78)	0:57.91 [7] (0:11.05)	0:46.86 [7] (0:11.32)	0:35.54 [7] (0:11.53)	0:24.01 [7] (0:11.50)	0:12.51 [4] (0:12.51)
Average Speed [km/h]	52.4	65.5	63.7	62.8	62.6	57.5
Top Speed [km/h]	66.3	67.2	66.2	63.9	63.8	60.6
Avg. Dist. to Rail [m]	1.9	1.5	0.9	1.0	4.2	8.0
Avg. Stride Freq. [Hz]	2.3	2.4	2.3	2.3	2.3	2.2
Avg. Stride Length [m]	6.3	7.7	7.8	7.7	7.5	7.3



- [ ] Ranking at each section and finish
- .-.- No data available at this section
- NA No data available



Horse/Jockey Name	North Pole
Final Rank	3
Fastest Section Time (Section)	0:10.76 (1000m)
Top Speed [km/h] (Section)	69.2 (1000m)
Race State	Finished



Eagle Farm QLD Professional  
Race 1: RACECOURSE VILLAGE QTIS Two-Year-Old Handicap  
- 1200m

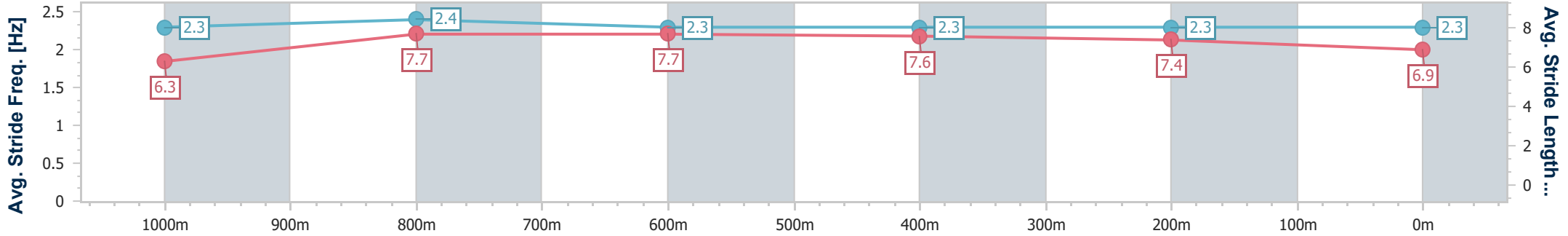
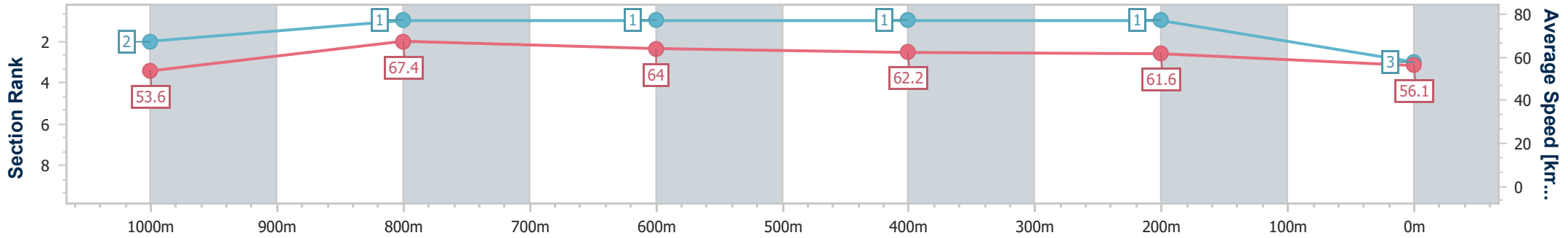


18 January 2025 - 12:13

BRISBANE RACING CLUB

Track Rating: Good 4, Weather: Overcast, Rail Position: +1m Entire

Section	Overall	1000m	800m	600m	400m	200m
Section Times	1:11.71 [3] (0:13.47)	0:58.24 [2] (0:10.76)	0:47.48 [1] (0:11.34)	0:36.14 [1] (0:11.66)	0:24.48 [1] (0:11.67)	0:12.81 [1] (0:12.81)
Average Speed [km/h]	53.6	67.4	64.0	62.2	61.6	56.1
Top Speed [km/h]	69.1	69.2	65.9	63.0	63.1	60.1
Avg. Dist. to Rail [m]	0.7	1.4	2.1	1.1	3.0	5.2
Avg. Stride Freq. [Hz]	2.3	2.4	2.3	2.3	2.3	2.3
Avg. Stride Length [m]	6.3	7.7	7.7	7.6	7.4	6.9



- [ ] Ranking at each section and finish
- .-.- No data available at this section
- NA No data available



Horse/Jockey Name	Space Rider
Final Rank	4
Fastest Section Time (Section)	0:10.84 (1000m)
Top Speed [km/h] (Section)	70.9 (1000m)
Race State	Finished



Eagle Farm QLD Professional  
Race 1: RACECOURSE VILLAGE QTIS Two-Year-Old Handicap  
- 1200m

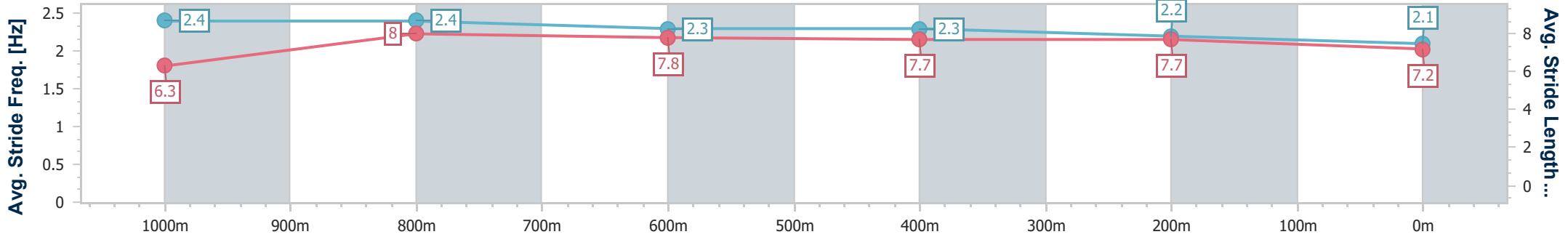
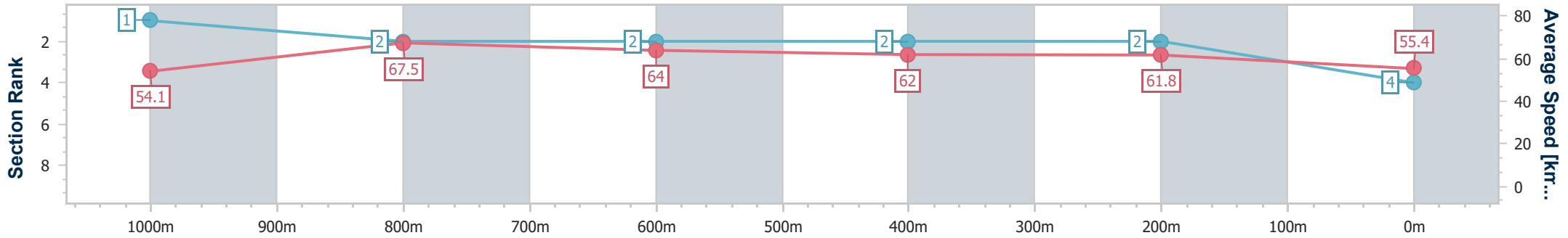


18 January 2025 - 12:13

BRISBANE  
RACING CLUB

Track Rating: Good 4, Weather: Overcast, Rail Position: +1m Entire

Section	Overall	1000m	800m	600m	400m	200m
Section Times	1:11.94 [4] (0:13.39)	0:58.55 [1] (0:10.84)	0:47.71 [2] (0:11.35)	0:36.36 [2] (0:11.70)	0:24.66 [2] (0:11.66)	0:13.00 [2] (0:13.00)
Average Speed [km/h]	54.1	67.5	64.0	62.0	61.8	55.4
Top Speed [km/h]	69.2	70.9	65.5	63.0	63.1	59.5
Avg. Dist. to Rail [m]	7.9	3.0	2.1	1.9	4.0	6.1
Avg. Stride Freq. [Hz]	2.4	2.4	2.3	2.3	2.2	2.1
Avg. Stride Length [m]	6.3	8.0	7.8	7.7	7.7	7.2



- [ ] Ranking at each section and finish
- .-.- No data available at this section
- NA No data available



Horse/Jockey Name	Destinys Summit
Final Rank	5
Fastest Section Time (Section)	0:10.89 (1000m)
Top Speed [km/h] (Section)	69.6 (1000m)
Race State	Finished



Eagle Farm QLD Professional  
Race 1: RACECOURSE VILLAGE QTIS Two-Year-Old Handicap  
- 1200m

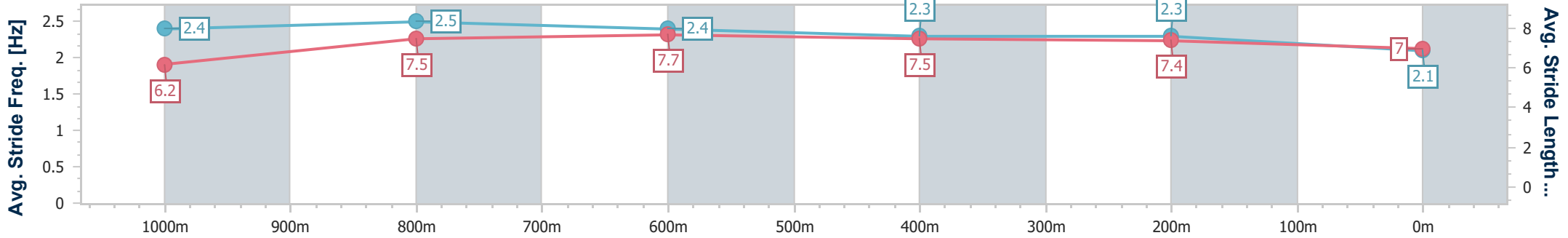
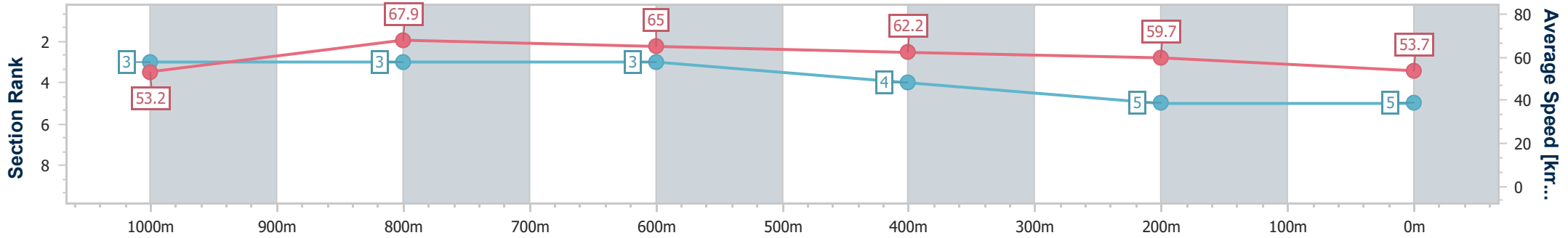


18 January 2025 - 12:13

BRISBANE  
RACING CLUB

Track Rating: Good 4, Weather: Overcast, Rail Position: +1m Entire

Section	Overall	1000m	800m	600m	400m	200m
Section Times	1:12.80 [5] (0:13.51)	0:59.29 [3] (0:10.89)	0:48.40 [3] (0:11.26)	0:37.14 [3] (0:11.66)	0:25.48 [4] (0:12.05)	0:13.43 [5] (0:13.43)
Average Speed [km/h]	53.2	67.9	65.0	62.2	59.7	53.7
Top Speed [km/h]	67.0	69.6	67.0	64.2	61.7	56.9
Avg. Dist. to Rail [m]	5.4	5.2	2.8	2.0	3.6	6.3
Avg. Stride Freq. [Hz]	2.4	2.5	2.4	2.3	2.3	2.1
Avg. Stride Length [m]	6.2	7.5	7.7	7.5	7.4	7.0



- [ ] Ranking at each section and finish
- .-.- No data available at this section
- NA No data available



Horse/Jockey Name	Rascal Boi
Final Rank	6
Fastest Section Time (Section)	0:11.06 (1000m)
Top Speed [km/h] (Section)	66.4 (1000m)
Race State	Finished



Eagle Farm QLD Professional  
Race 1: RACECOURSE VILLAGE QTIS Two-Year-Old Handicap  
- 1200m

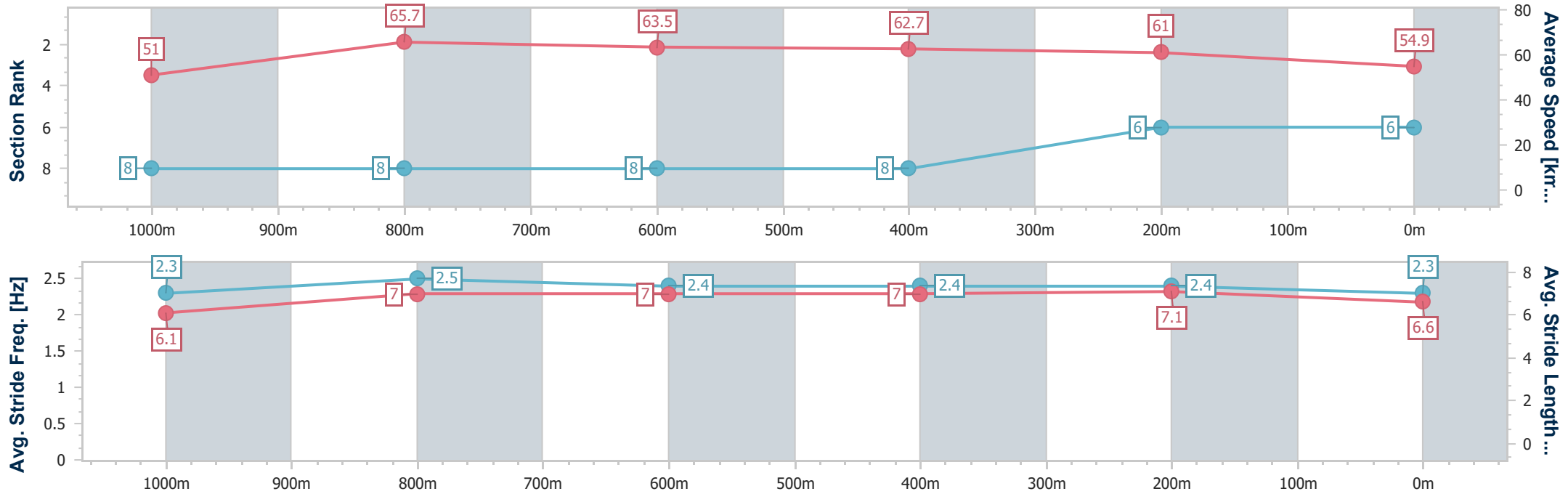


18 January 2025 - 12:13

BRISBANE  
RACING CLUB

Track Rating: Good 4, Weather: Overcast, Rail Position: +1m Entire

Section	Overall	1000m	800m	600m	400m	200m
Section Times	1:12.92 [6] (0:14.12)	0:58.80 [8] (0:11.06)	0:47.74 [8] (0:11.32)	0:36.42 [8] (0:11.51)	0:24.91 [8] (0:11.79)	0:13.12 [6] (0:13.12)
Average Speed [km/h]	51.0	65.7	63.5	62.7	61.0	54.9
Top Speed [km/h]	65.2	66.4	65.5	64.1	62.9	59.3
Avg. Dist. to Rail [m]	3.1	1.3	0.3	0.3	3.1	4.8
Avg. Stride Freq. [Hz]	2.3	2.5	2.4	2.4	2.4	2.3
Avg. Stride Length [m]	6.1	7.0	7.0	7.0	7.1	6.6



- [ ] Ranking at each section and finish
- .-.- No data available at this section
- NA No data available



Horse/Jockey Name	Pride Of Nashville
Final Rank	7
Fastest Section Time (Section)	0:10.89 (1000m)
Top Speed [km/h] (Section)	68.6 (1000m)
Race State	Finished



Eagle Farm QLD Professional  
Race 1: RACECOURSE VILLAGE QTIS Two-Year-Old Handicap  
- 1200m

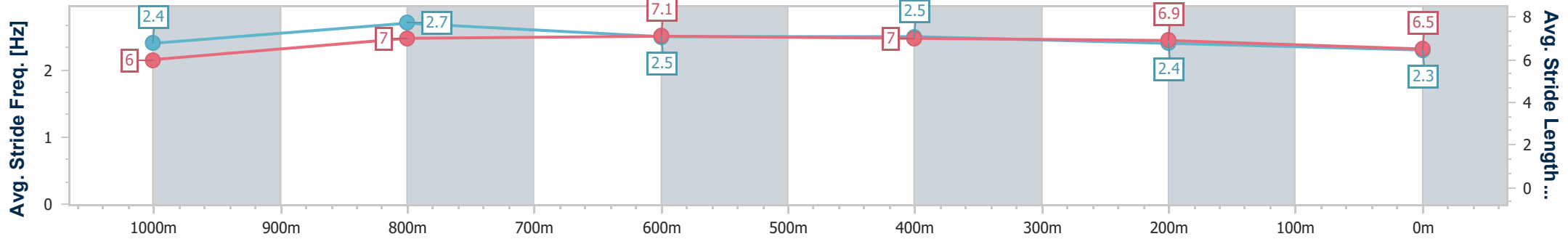
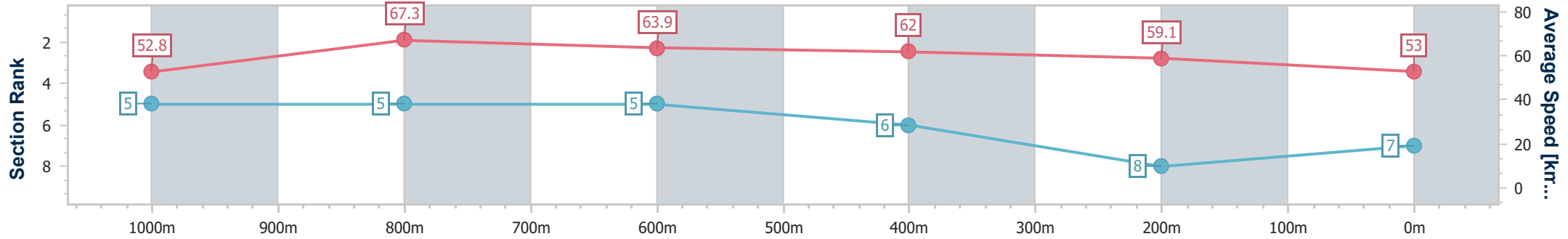


18 January 2025 - 12:13

BRISBANE RACING CLUB

Track Rating: Good 4, Weather: Overcast, Rail Position: +1m Entire

Section	Overall	1000m	800m	600m	400m	200m
Section Times	1:13.40 [7] (0:13.60)	0:59.80 [5] (0:10.89)	0:48.91 [5] (0:11.43)	0:37.48 [5] (0:11.74)	0:25.74 [6] (0:12.17)	0:13.57 [8] (0:13.57)
Average Speed [km/h]	52.8	67.3	63.9	62.0	59.1	53.0
Top Speed [km/h]	68.2	68.6	65.6	63.2	61.6	56.4
Avg. Dist. to Rail [m]	3.6	3.3	3.1	1.8	3.3	5.1
Avg. Stride Freq. [Hz]	2.4	2.7	2.5	2.5	2.4	2.3
Avg. Stride Length [m]	6.0	7.0	7.1	7.0	6.9	6.5



- [ ] Ranking at each section and finish
- .-.- No data available at this section
- NA No data available





Horse/Jockey Name	Midwest Princess
Final Rank	8
Fastest Section Time (Section)	0:11.01 (1000m)
Top Speed [km/h] (Section)	68.4 (1000m)
Race State	Finished



Eagle Farm QLD Professional  
Race 1: RACECOURSE VILLAGE QTIS Two-Year-Old Handicap  
- 1200m

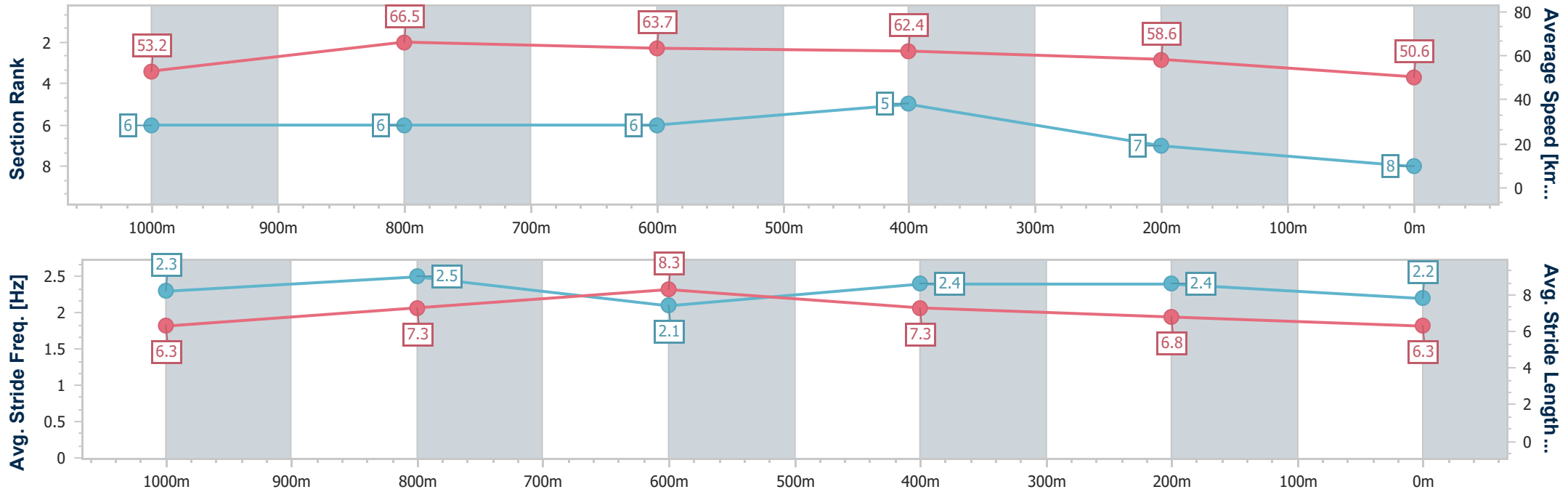


18 January 2025 - 12:13

BRISBANE  
RACING CLUB

Track Rating: Good 4, Weather: Overcast, Rail Position: +1m Entire

Section	Overall	1000m	800m	600m	400m	200m
Section Times	1:14.03 [8] (0:13.61)	1:00.42 [6] (0:11.01)	0:49.41 [6] (0:11.36)	0:38.05 [6] (0:11.57)	0:26.48 [5] (0:12.26)	0:14.22 [7] (0:14.22)
Average Speed [km/h]	53.2	66.5	63.7	62.4	58.6	50.6
Top Speed [km/h]	67.6	68.4	65.1	64.6	60.9	55.9
Avg. Dist. to Rail [m]	3.4	2.8	1.4	0.6	1.1	0.4
Avg. Stride Freq. [Hz]	2.3	2.5	2.1	2.4	2.4	2.2
Avg. Stride Length [m]	6.3	7.3	8.3	7.3	6.8	6.3



- [ ] Ranking at each section and finish
- .-.- No data available at this section
- NA No data available