



Sunshine Coast QLD Professional

Race 7: TRAVIS SCHULTZ & PARTNERS BENCHMARK 62 Handicap - 1400m

17 January 2025 - 16:25



Track Rating: Good 4, Weather: Fine, Rail Position: +9m Entire

Section		Overall	1200m	1000m	800m	600m	400m	Last 600m				
Field Times		1:24.50 (0:13.60)	1:10.90 (0:11.42)	0:59.48 (0:11.61)	0:47.87 (0:11.82)	0:36.05 (0:11.71)	0:24.34 (0:11.89)	0:36.05				
Rank	TAB Horse/Jockey	Barrier	Top Speed [km/h]	Fastest Section							Distance Travelled [m]	
1	21 MIDNIGHT DRIFTER Jake Bayliss	1	65.4 Overall	0:11.48 1200m	1:24.50 [1] (0:13.69)	1:10.81 [2] (0:11.48)	0:59.33 [4] (0:11.75)	0:47.58 [5] (0:11.78)	0:35.80 [3] (0:11.73)	0:24.07 [3] (0:11.62)	0:35.80	
2	17 BOLSHEVIC ROAD Jag Guthmann-Chester	7	65.0 1200m	0:11.39 800m	1:24.77 [2] (0:14.49)	1:10.28 [12] (0:11.58)	0:58.70 [12] (0:11.86)	0:46.84 [12] (0:11.39)	0:35.45 [10] (0:11.60)	0:23.85 [10] (0:11.54)	0:35.45	+1
3	9 VALANTINO ROC Dan McGillivray	3	64.7 Overall	0:11.57 1200m	1:24.83 [3] (0:13.81)	1:11.02 [4] (0:11.57)	0:59.45 [7] (0:11.85)	0:47.60 [7] (0:11.75)	0:35.85 [7] (0:11.76)	0:24.09 [6] (0:11.70)	0:35.85	+1
4	18 READY AND LUCKY Emily Lang	5	65.7 Overall	0:11.42 1200m	1:24.96 [4] (0:13.60)	1:11.36 [1] (0:11.42)	0:59.94 [1] (0:11.71)	0:48.23 [2] (0:11.72)	0:36.51 [1] (0:11.71)	0:24.80 [1] (0:11.90)	0:36.51	-2
5	8 RUSSIAN MYSTIC Cody Collis	6	64.7 Overall	0:11.55 1200m	1:25.15 [5] (0:14.05)	1:11.10 [8] (0:11.55)	0:59.55 [9] (0:11.88)	0:47.67 [9] (0:11.69)	0:35.98 [9] (0:11.74)	0:24.24 [9] (0:11.68)	0:35.98	+3
6	4 LOOSE UNIT Michael Rodd	11	66.1 Overall	0:11.40 1200m	1:25.17 [6] (0:13.70)	1:11.47 [3] (0:11.40)	1:00.07 [3] (0:11.80)	0:48.27 [4] (0:11.82)	0:36.45 [4] (0:11.77)	0:24.68 [4] (0:11.76)	0:36.45	+4
7	12 TOUCH OF GRACIE Jasper Franklin	9	65.9 Overall	0:11.51 1200m	1:25.22 [7] (0:13.85)	1:11.37 [5] (0:11.51)	0:59.86 [6] (0:11.61)	0:48.25 [6] (0:11.89)	0:36.36 [6] (0:11.72)	0:24.64 [5] (0:11.72)	0:36.36	+4
8	3 SELOUS Corey Sutherland	8	64.6 Overall	0:11.54 400m	1:25.60 [8] (0:14.31)	1:11.29 [11] (0:11.56)	0:59.73 [11] (0:11.79)	0:47.94 [10] (0:11.77)	0:36.17 [11] (0:11.64)	0:24.53 [11] (0:11.54)	0:36.17	+5
9	5 SOCK'EMSID Heidi Gillie	12	66.0 1200m	0:11.14 1200m	1:25.63 [9] (0:13.96)	1:11.67 [6] (0:11.14)	1:00.53 [2] (0:11.53)	0:49.00 [1] (0:11.83)	0:37.17 [2] (0:11.85)	0:25.32 [2] (0:12.14)	0:37.17	+1
10	6 THE CLAIMANT Jace McMurray	2	64.1 Overall	0:11.67 1200m	1:26.26 [10] (0:14.19)	1:12.07 [10] (0:11.67)	1:00.40 [10] (0:11.96)	0:48.44 [11] (0:11.79)	0:36.65 [12] (0:12.09)	0:24.56 [12] (0:11.79)	0:36.65	+0

Scratched: Rose Of Shiraz (#11), Lavoni (#14), Hooks (#20), Most Dazzling (#1), Cool Panels (#19), Sujeed (#10), Badda Boom Baby (#15), Just Flying (#2), Miss Trustful (#13)



Sunshine Coast QLD Professional
Race 7: TRAVIS SCHULTZ & PARTNERS BENCHMARK 62 Handicap - 1400m
17 January 2025 - 16:25



Track Rating: Good 4, Weather: Fine, Rail Position: +9m Entire

Section	Overall	1200m	1000m	800m	600m	400m	Last 600m
Field Times	1:24.50 (0:13.60)	1:10.90 (0:11.42)	0:59.48 (0:11.61)	0:47.87 (0:11.82)	0:36.05 (0:11.71)	0:24.34 (0:11.89)	0:36.05

Rank	TAB	Horse/Jockey	Barrier	Top Speed [km/h]	Fastest Section	Overall	1200m	1000m	800m	600m	400m	Last 600m	Distance Travelled [m]
11	7	HILLCREST AVENUE	10	65.1	0:11.35	1:26.47 [11]	1:12.49 [7]	1:01.14 [5]	0:49.60 [3]	0:37.71 [5]	0:25.67 [7]	0:37.71	+7
		Rob Thorburn		Overall	1200m	(0:13.98)	(0:11.35)	(0:11.54)	(0:11.89)	(0:12.04)	(0:12.08)		
12	16	LADY NIKSTER	4	65.3	0:11.44	1:26.50 [12]	1:12.44 [9]	1:01.00 [8]	0:49.22 [8]	0:37.43 [8]	0:25.66 [8]	0:37.43	-2
		Michael Cahill		Overall	1200m	(0:14.06)	(0:11.44)	(0:11.78)	(0:11.79)	(0:11.77)	(0:12.05)		

Scratched: Rose Of Shiraz (#11), Lavoni (#14), Hooks (#20), Most Dazzling (#1), Cool Panels (#19), Sujeed (#10), Badda Boom Baby (#15), Just Flying (#2), Miss Trustful (#13)



Sunshine Coast QLD Professional

Race 7: TRAVIS SCHULTZ & PARTNERS BENCHMARK 62 Handicap - 1400m

17 January 2025 - 16:25



Track Rating: Good 4, Weather: Fine, Rail Position: +9m Entire

Section				200m				Last 600m		
Field Times				0:12.45 (0:12.45)				0:36.05		
Rank	TAB	Horse/Jockey	Barrier	Top Speed [km/h]	Fastest Section	Margin			Distance Travelled [m]	
1	21	MIDNIGHT DRIFTER Jake Bayliss	1	65.4 Overall	0:11.48 1200m	0:12.45 [1] (0:12.45)	1:24.50		0:35.80	
2	17	BOLSHEVIC ROAD Jag Guthmann-Chester	7	65.0 1200m	0:11.39 800m	0:12.31 [7] (0:12.31)	1.5L		0:35.45	+1
3	9	VALANTINO ROC Dan McGillivray	3	64.7 Overall	0:11.57 1200m	0:12.39 [5] (0:12.39)	1.7L		0:35.85	+1
4	18	READY AND LUCKY Emily Lang	5	65.7 Overall	0:11.42 1200m	0:12.90 [2] (0:12.90)	2.5L		0:36.51	-2
5	8	RUSSIAN MYSTIC Cody Collis	6	64.7 Overall	0:11.55 1200m	0:12.56 [8] (0:12.56)	3.5L		0:35.98	+3
6	4	LOOSE UNIT Michael Rodd	11	66.1 Overall	0:11.40 1200m	0:12.92 [3] (0:12.92)	3.6L		0:36.45	+4
7	12	TOUCH OF GRACIE Jasper Franklin	9	65.9 Overall	0:11.51 1200m	0:12.92 [4] (0:12.92)	3.8L		0:36.36	+4
8	3	SELOUS Corey Sutherland	8	64.6 Overall	0:11.54 400m	0:12.99 [9] (0:12.99)	5.8L		0:36.17	+5
9	5	SOCK'EMSID Heidi Gillie	12	66.0 1200m	0:11.14 1200m	0:13.18 [6] (0:13.18)	6L		0:37.17	+1
10	6	THE CLAIMANT Jace McMurray	2	64.1 Overall	0:11.67 1200m	0:12.77 [12] (0:12.77)	9.8L		0:36.65	+0

Scratched: Rose Of Shiraz (#11), Lavoni (#14), Hooks (#20), Most Dazzling (#1), Cool Panels (#19), Sujeed (#10), Badda Boom Baby (#15), Just Flying (#2), Miss Trustful (#13)

Report Created: Fri 17 January 2025 16:42 GMT+1 (Note: Timing is based on position data)

Page 3/16

[] Ranking at each section and finish
 -:-:- No data available at this section
 NA No data available

SCN Saddle cloth number
 DNF Did not finish
 DNT Did not track

data processed by TRIPLESDATA



Sunshine Coast QLD Professional
Race 7: TRAVIS SCHULTZ & PARTNERS BENCHMARK 62 Handicap - 1400m
 17 January 2025 - 16:25



Track Rating: Good 4, Weather: Fine, Rail Position: +9m Entire

Section				200m				Last 600m		
Field Times				0:12.45 (0:12.45)				0:36.05		
Rank	TAB	Horse/Jockey	Barrier	Top Speed [km/h]	Fastest Section	Margin			Distance Travelled [m]	
11	7	HILLCREST AVENUE	10	65.1	0:11.35	0:13.59 [10]	10.8L		0:37.71	+7
		Rob Thorburn		Overall	1200m	(0:13.59)				
12	16	LADY NIKSTER	4	65.3	0:11.44	0:13.61 [11]	11L		0:37.43	-2
		Michael Cahill		Overall	1200m	(0:13.61)				

Scratched: Rose Of Shiraz (#11), Lavoni (#14), Hooks (#20), Most Dazzling (#1), Cool Panels (#19), Sujeed (#10), Badda Boom Baby (#15), Just Flying (#2), Miss Trustful (#13)



Horse/Jockey Name	Midnight Drifter
Final Rank	1
Fastest Section Time (Section)	0:11.48 (1200m)
Top Speed [km/h] (Section)	65.4 (Overall)
Race State	Finished



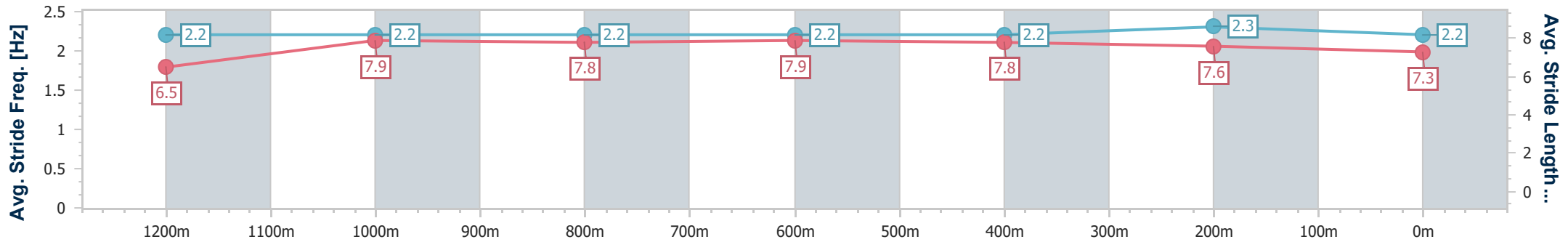
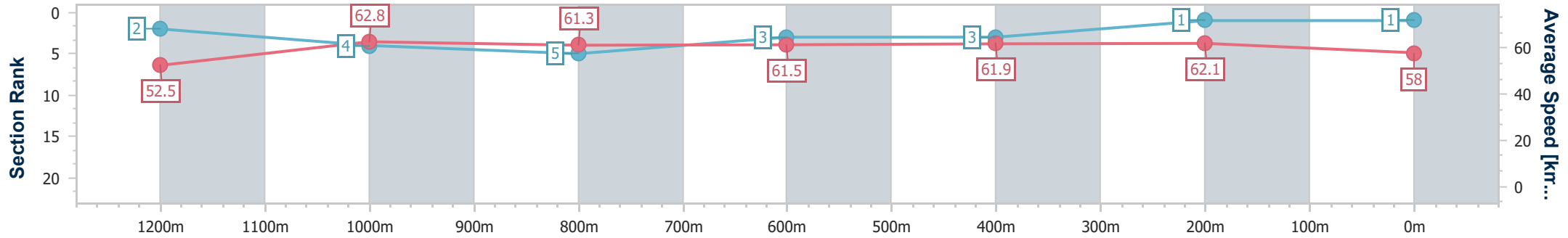
Sunshine Coast QLD Professional
Race 7: TRAVIS SCHULTZ & PARTNERS BENCHMARK 62
Handicap - 1400m



17 January 2025 - 16:25

Track Rating: Good 4, Weather: Fine, Rail Position: +9m Entire

Section	Overall	1200m	1000m	800m	600m	400m	200m
Section Times	1:24.50 [1] (0:13.69)	1:10.81 [2] (0:11.48)	0:59.33 [4] (0:11.75)	0:47.58 [5] (0:11.78)	0:35.80 [3] (0:11.73)	0:24.07 [3] (0:11.62)	0:12.45 [1] (0:12.45)
Average Speed [km/h]	52.5	62.8	61.3	61.5	61.9	62.1	58.0
Top Speed [km/h]	65.4	64.5	62.0	62.2	62.8	62.8	60.8
Avg. Dist. to Rail [m]	0.2	0.2	0.1	0.9	2.1	3.0	3.8
Avg. Stride Freq. [Hz]	2.2	2.2	2.2	2.2	2.2	2.3	2.2
Avg. Stride Length [m]	6.5	7.9	7.8	7.9	7.8	7.6	7.3



- [] Ranking at each section and finish
- .-.- No data available at this section
- NA No data available



Horse/Jockey Name	Bolshevic Road
Final Rank	2
Fastest Section Time (Section)	0:11.39 (800m)
Top Speed [km/h] (Section)	65.0 (1200m)
Race State	Finished



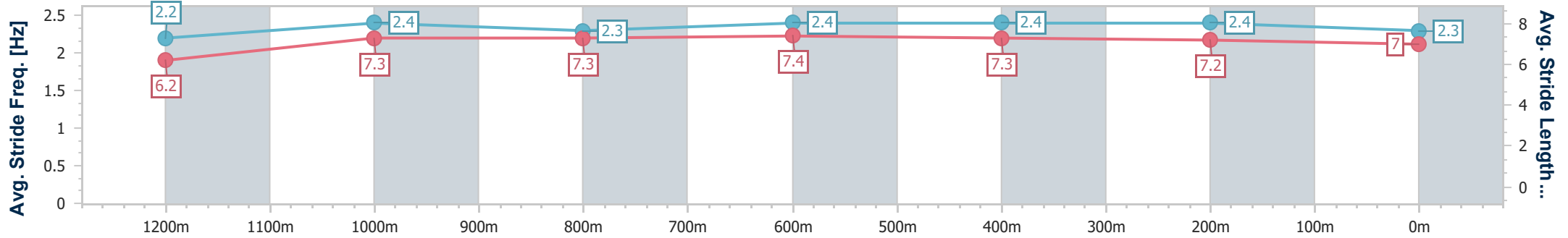
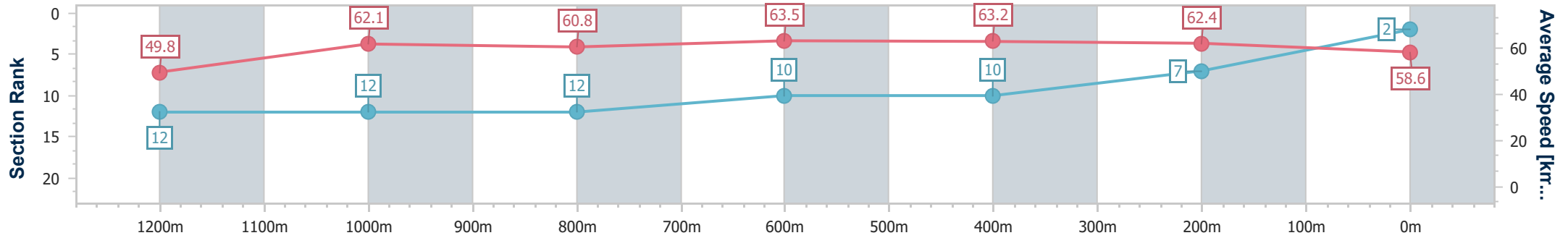
Sunshine Coast QLD Professional
 Race 7: TRAVIS SCHULTZ & PARTNERS BENCHMARK 62
 Handicap - 1400m



17 January 2025 - 16:25

Track Rating: Good 4, Weather: Fine, Rail Position: +9m Entire

Section	Overall	1200m	1000m	800m	600m	400m	200m							
Section Times	1:24.77 [2] (0:14.49)	1:10.28 [12] (0:11.58)	0:58.70 [12] (0:11.86)	0:46.84 [12] (0:11.39)	0:35.45 [10] (0:11.60)	0:23.85 [10] (0:11.54)	0:12.31 [7] (0:12.31)							
Average Speed [km/h]	49.8	62.1	60.8	63.5	63.2	62.4	58.6							
Top Speed [km/h]	64.6	65.0	62.8	64.3	63.8	64.2	60.2							
Avg. Dist. to Rail [m]	2.8	0.6	0.5	1.0	2.9	3.1	3.5							
Avg. Stride Freq. [Hz]	2.2	2.4	2.3	2.4	2.4	2.4	2.3							
Avg. Stride Length [m]	6.2	7.3	7.3	7.4	7.3	7.2	7.0							



- [] Ranking at each section and finish
- .-.- No data available at this section
- NA No data available



Horse/Jockey Name	Valantino Roc
Final Rank	3
Fastest Section Time (Section)	0:11.57 (1200m)
Top Speed [km/h] (Section)	64.7 (Overall)
Race State	Finished



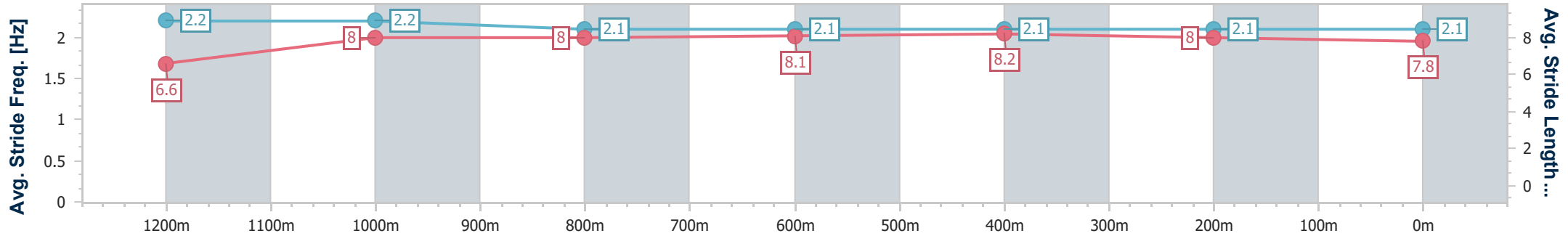
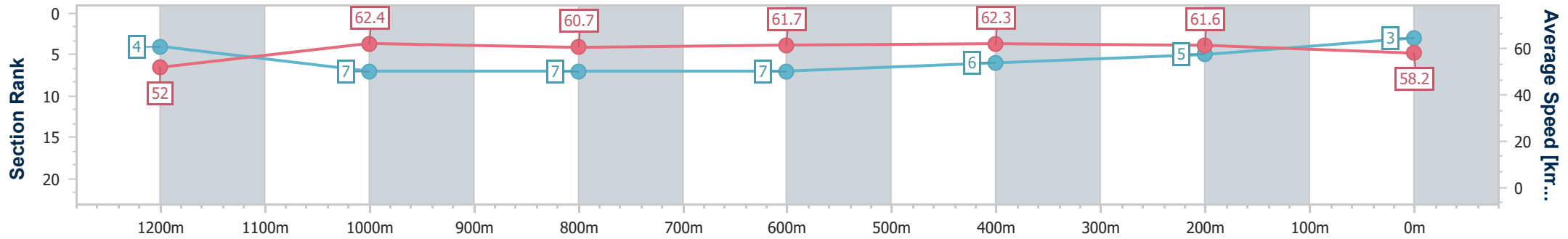
Sunshine Coast QLD Professional
Race 7: TRAVIS SCHULTZ & PARTNERS BENCHMARK 62
Handicap - 1400m



17 January 2025 - 16:25

Track Rating: Good 4, Weather: Fine, Rail Position: +9m Entire

Section	Overall	1200m	1000m	800m	600m	400m	200m
Section Times	1:24.83 [3] (0:13.81)	1:11.02 [4] (0:11.57)	0:59.45 [7] (0:11.85)	0:47.60 [7] (0:11.75)	0:35.85 [7] (0:11.76)	0:24.09 [6] (0:11.70)	0:12.39 [5] (0:12.39)
Average Speed [km/h]	52.0	62.4	60.7	61.7	62.3	61.6	58.2
Top Speed [km/h]	64.7	64.7	61.8	62.3	63.1	62.6	60.1
Avg. Dist. to Rail [m]	1.5	0.3	0.3	1.2	3.3	6.0	6.3
Avg. Stride Freq. [Hz]	2.2	2.2	2.1	2.1	2.1	2.1	2.1
Avg. Stride Length [m]	6.6	8.0	8.0	8.1	8.2	8.0	7.8



- [] Ranking at each section and finish
- .-.- No data available at this section
- NA No data available



Horse/Jockey Name	Ready And Lucky
Final Rank	4
Fastest Section Time (Section)	0:11.42 (1200m)
Top Speed [km/h] (Section)	65.7 (Overall)
Race State	Finished



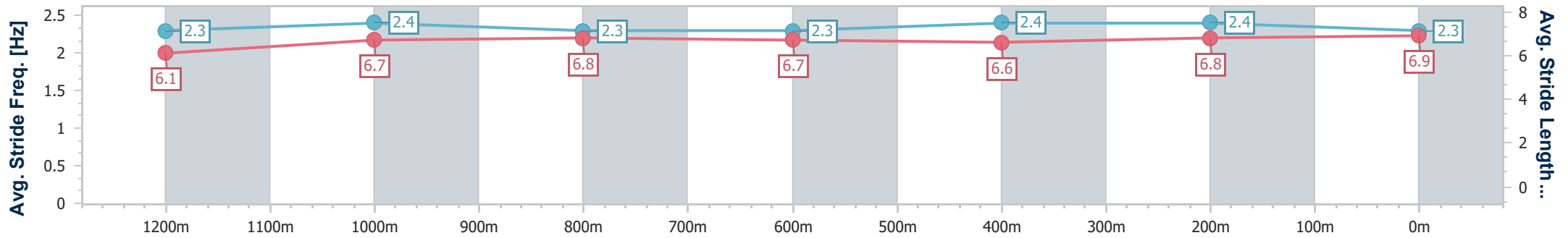
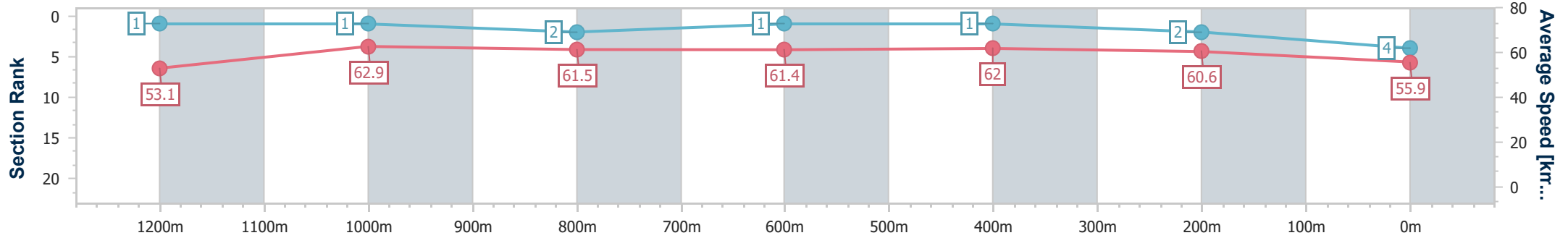
Sunshine Coast QLD Professional
 Race 7: TRAVIS SCHULTZ & PARTNERS BENCHMARK 62
 Handicap - 1400m



17 January 2025 - 16:25

Track Rating: Good 4, Weather: Fine, Rail Position: +9m Entire

Section	Overall	1200m	1000m	800m	600m	400m	200m
Section Times	1:24.96 [4] (0:13.60)	1:11.36 [1] (0:11.42)	0:59.94 [1] (0:11.71)	0:48.23 [2] (0:11.72)	0:36.51 [1] (0:11.71)	0:24.80 [1] (0:11.90)	0:12.90 [2] (0:12.90)
Average Speed [km/h]	53.1	62.9	61.5	61.4	62.0	60.6	55.9
Top Speed [km/h]	65.7	65.6	61.9	62.0	62.4	61.9	59.0
Avg. Dist. to Rail [m]	4.3	0.7	0.2	0.5	1.5	2.6	2.7
Avg. Stride Freq. [Hz]	2.3	2.4	2.3	2.3	2.4	2.4	2.3
Avg. Stride Length [m]	6.1	6.7	6.8	6.7	6.6	6.8	6.9



- [] Ranking at each section and finish
- .-.- No data available at this section
- NA No data available



Horse/Jockey Name	Russian Mystic
Final Rank	5
Fastest Section Time (Section)	0:11.55 (1200m)
Top Speed [km/h] (Section)	64.7 (Overall)
Race State	Finished



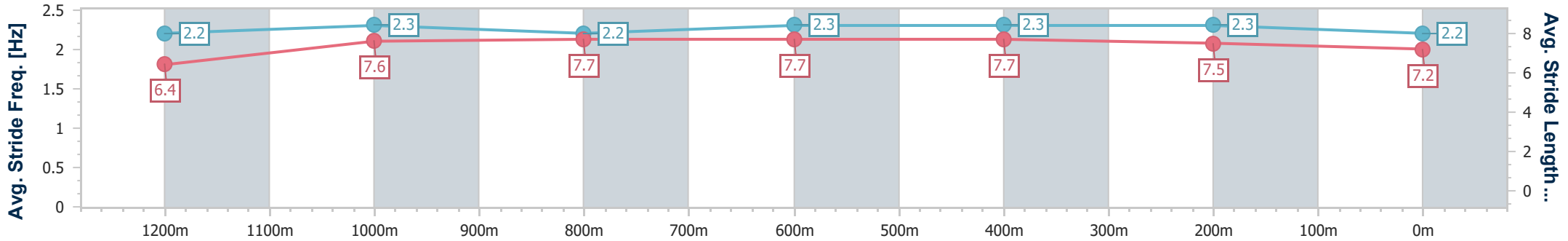
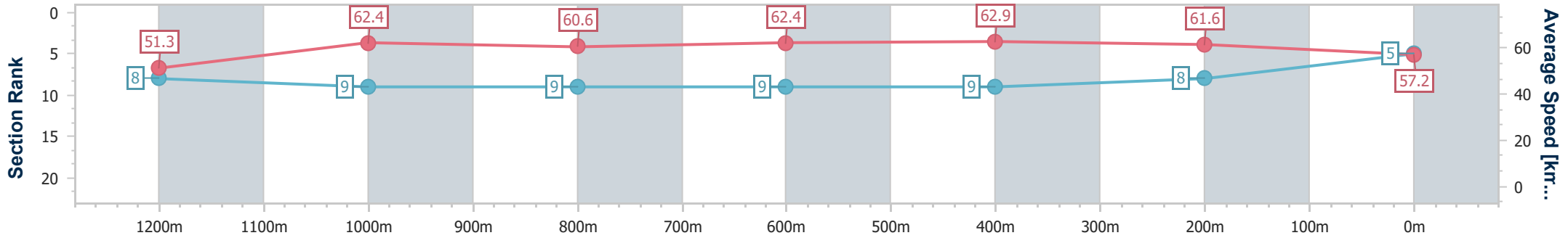
Sunshine Coast QLD Professional
 Race 7: TRAVIS SCHULTZ & PARTNERS BENCHMARK 62
 Handicap - 1400m



17 January 2025 - 16:25

Track Rating: Good 4, Weather: Fine, Rail Position: +9m Entire

Section	Overall	1200m	1000m	800m	600m	400m	200m
Section Times	1:25.15 [5] (0:14.05)	1:11.10 [8] (0:11.55)	0:59.55 [9] (0:11.88)	0:47.67 [9] (0:11.69)	0:35.98 [9] (0:11.74)	0:24.24 [9] (0:11.68)	0:12.56 [8] (0:12.56)
Average Speed [km/h]	51.3	62.4	60.6	62.4	62.9	61.6	57.2
Top Speed [km/h]	64.7	64.7	61.7	63.1	63.5	62.8	59.9
Avg. Dist. to Rail [m]	4.2	1.4	1.0	2.2	4.0	7.0	7.9
Avg. Stride Freq. [Hz]	2.2	2.3	2.2	2.3	2.3	2.3	2.2
Avg. Stride Length [m]	6.4	7.6	7.7	7.7	7.7	7.5	7.2



- [] Ranking at each section and finish
- .-.- No data available at this section
- NA No data available



Horse/Jockey Name	Loose Unit
Final Rank	6
Fastest Section Time (Section)	0:11.40 (1200m)
Top Speed [km/h] (Section)	66.1 (Overall)
Race State	Finished



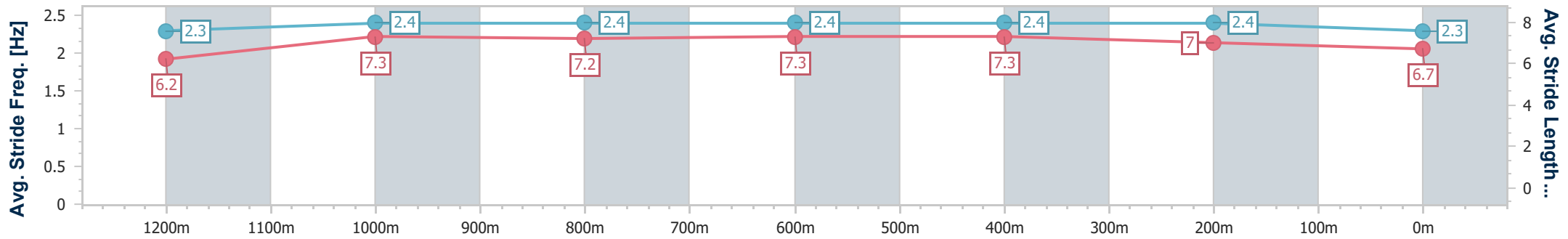
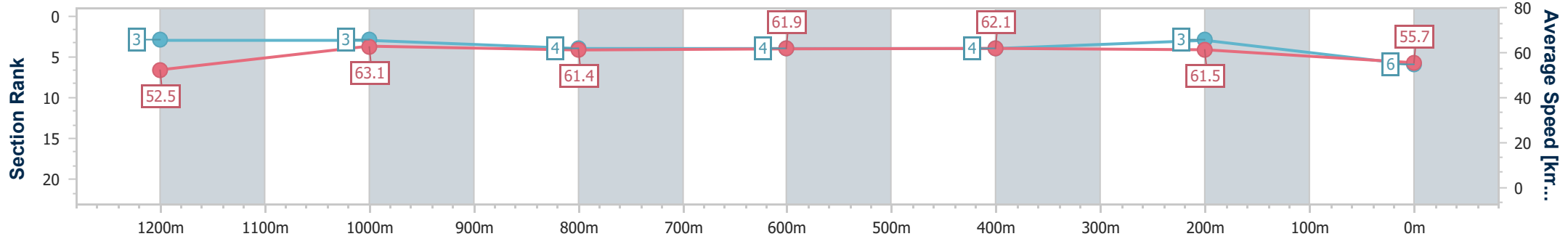
Sunshine Coast QLD Professional
 Race 7: TRAVIS SCHULTZ & PARTNERS BENCHMARK 62
 Handicap - 1400m



17 January 2025 - 16:25

Track Rating: Good 4, Weather: Fine, Rail Position: +9m Entire

Section	Overall	1200m	1000m	800m	600m	400m	200m
Section Times	1:25.17 [6] (0:13.70)	1:11.47 [3] (0:11.40)	1:00.07 [3] (0:11.80)	0:48.27 [4] (0:11.82)	0:36.45 [4] (0:11.77)	0:24.68 [4] (0:11.76)	0:12.92 [3] (0:12.92)
Average Speed [km/h]	52.5	63.1	61.4	61.9	62.1	61.5	55.7
Top Speed [km/h]	66.1	65.2	62.6	62.5	62.9	62.3	59.4
Avg. Dist. to Rail [m]	7.6	3.0	2.5	2.4	2.9	5.4	5.3
Avg. Stride Freq. [Hz]	2.3	2.4	2.4	2.4	2.4	2.4	2.3
Avg. Stride Length [m]	6.2	7.3	7.2	7.3	7.3	7.0	6.7



- [] Ranking at each section and finish
- .-.- No data available at this section
- NA No data available



Horse/Jockey Name	Touch Of Gracie
Final Rank	7
Fastest Section Time (Section)	0:11.51 (1200m)
Top Speed [km/h] (Section)	65.9 (Overall)
Race State	Finished



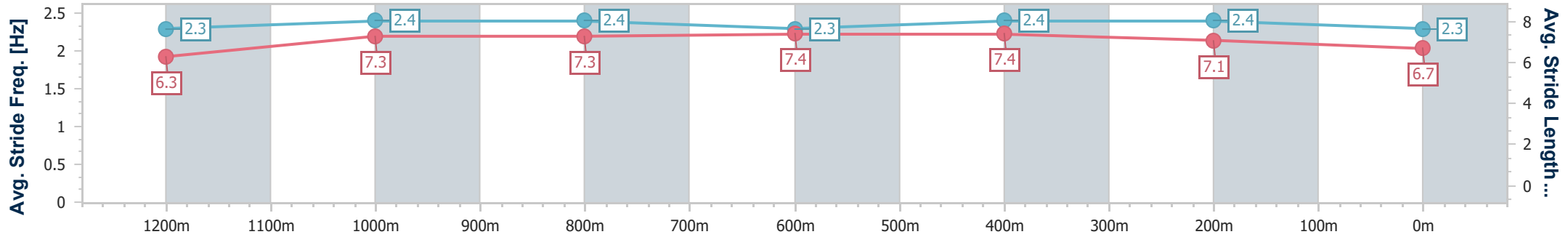
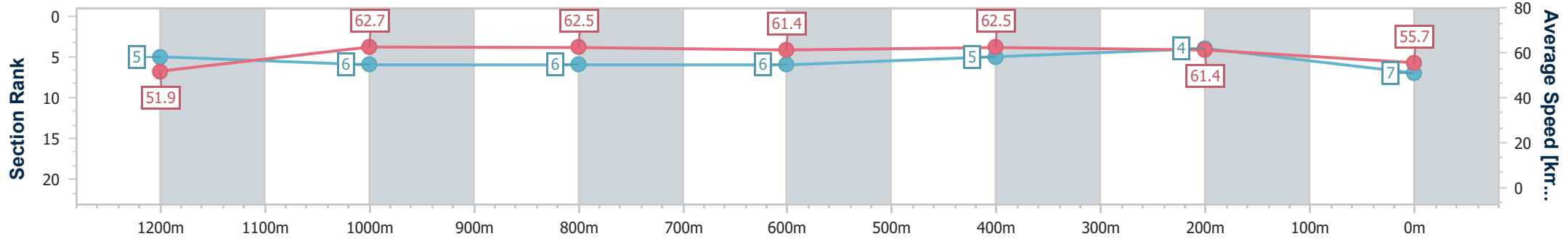
Sunshine Coast QLD Professional
 Race 7: TRAVIS SCHULTZ & PARTNERS BENCHMARK 62
 Handicap - 1400m



17 January 2025 - 16:25

Track Rating: Good 4, Weather: Fine, Rail Position: +9m Entire

Section	Overall	1200m	1000m	800m	600m	400m	200m
Section Times	1:25.22 [7] (0:13.85)	1:11.37 [5] (0:11.51)	0:59.86 [6] (0:11.61)	0:48.25 [6] (0:11.89)	0:36.36 [6] (0:11.72)	0:24.64 [5] (0:11.72)	0:12.92 [4] (0:12.92)
Average Speed [km/h]	51.9	62.7	62.5	61.4	62.5	61.4	55.7
Top Speed [km/h]	65.9	65.5	63.9	63.0	63.5	63.5	58.7
Avg. Dist. to Rail [m]	6.2	2.3	2.6	2.4	3.2	5.8	6.5
Avg. Stride Freq. [Hz]	2.3	2.4	2.4	2.3	2.4	2.4	2.3
Avg. Stride Length [m]	6.3	7.3	7.3	7.4	7.4	7.1	6.7



- [] Ranking at each section and finish
- .-.- No data available at this section
- NA No data available



Horse/Jockey Name	Selous
Final Rank	8
Fastest Section Time (Section)	0:11.54 (400m)
Top Speed [km/h] (Section)	64.6 (Overall)
Race State	Finished



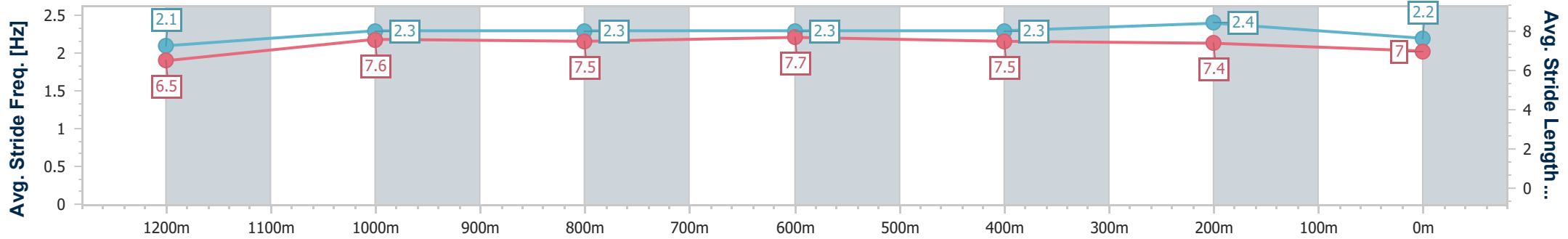
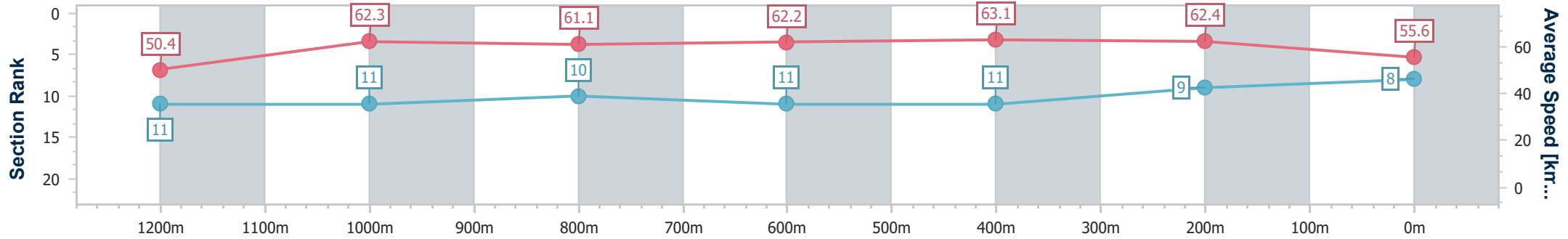
Sunshine Coast QLD Professional
 Race 7: TRAVIS SCHULTZ & PARTNERS BENCHMARK 62
 Handicap - 1400m



17 January 2025 - 16:25

Track Rating: Good 4, Weather: Fine, Rail Position: +9m Entire

Section	Overall	1200m	1000m	800m	600m	400m	200m
Section Times	1:25.60 [8] (0:14.31)	1:11.29 [11] (0:11.56)	0:59.73 [11] (0:11.79)	0:47.94 [10] (0:11.77)	0:36.17 [11] (0:11.64)	0:24.53 [11] (0:11.54)	0:12.99 [9] (0:12.99)
Average Speed [km/h]	50.4	62.3	61.1	62.2	63.1	62.4	55.6
Top Speed [km/h]	64.6	64.4	62.5	63.6	64.4	64.5	59.9
Avg. Dist. to Rail [m]	5.3	1.7	1.4	2.1	4.3	8.9	8.9
Avg. Stride Freq. [Hz]	2.1	2.3	2.3	2.3	2.3	2.4	2.2
Avg. Stride Length [m]	6.5	7.6	7.5	7.7	7.5	7.4	7.0



- [] Ranking at each section and finish
- .-.- No data available at this section
- NA No data available



Horse/Jockey Name	Sock'emsid
Final Rank	9
Fastest Section Time (Section)	0:11.14 (1200m)
Top Speed [km/h] (Section)	66.0 (1200m)
Race State	Finished



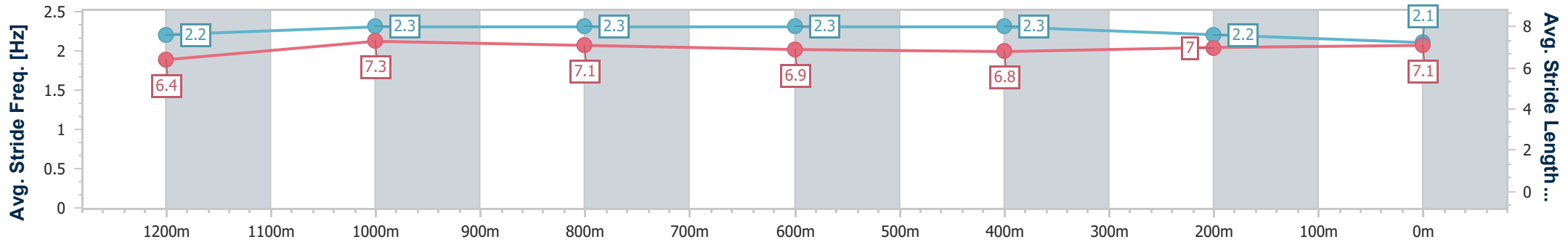
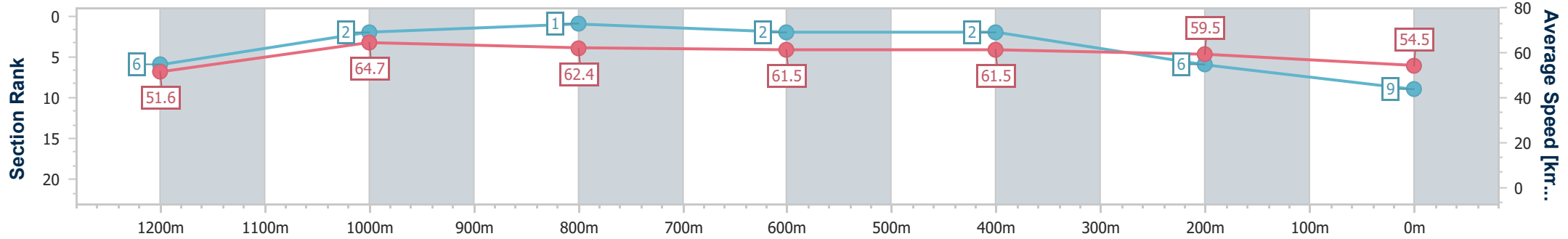
Sunshine Coast QLD Professional
Race 7: TRAVIS SCHULTZ & PARTNERS BENCHMARK 62
Handicap - 1400m



17 January 2025 - 16:25

Track Rating: Good 4, Weather: Fine, Rail Position: +9m Entire

Section	Overall	1200m	1000m	800m	600m	400m	200m
Section Times	1:25.63 [9] (0:13.96)	1:11.67 [6] (0:11.14)	1:00.53 [2] (0:11.53)	0:49.00 [1] (0:11.83)	0:37.17 [2] (0:11.85)	0:25.32 [2] (0:12.14)	0:13.18 [6] (0:13.18)
Average Speed [km/h]	51.6	64.7	62.4	61.5	61.5	59.5	54.5
Top Speed [km/h]	65.7	66.0	63.7	61.9	62.2	60.8	57.7
Avg. Dist. to Rail [m]	8.1	2.6	1.2	1.2	2.3	3.7	4.0
Avg. Stride Freq. [Hz]	2.2	2.3	2.3	2.3	2.3	2.2	2.1
Avg. Stride Length [m]	6.4	7.3	7.1	6.9	6.8	7.0	7.1



- [] Ranking at each section and finish
- .-.- No data available at this section
- NA No data available



Horse/Jockey Name	The Claimant
Final Rank	10
Fastest Section Time (Section)	0:11.67 (1200m)
Top Speed [km/h] (Section)	64.1 (Overall)
Race State	Finished

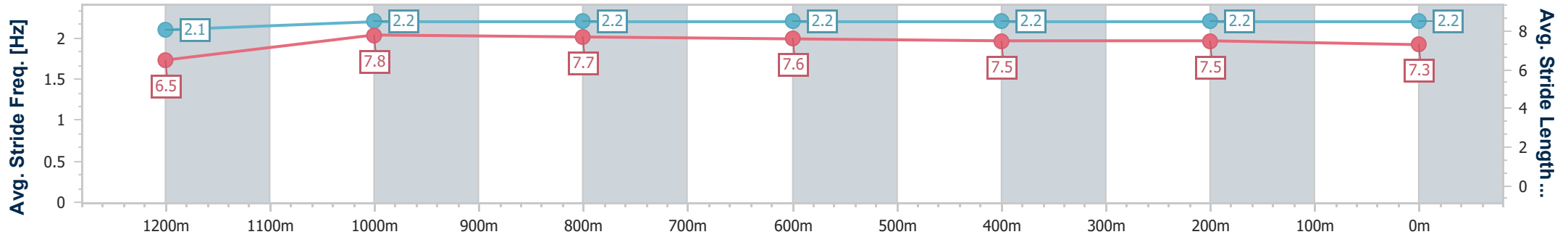
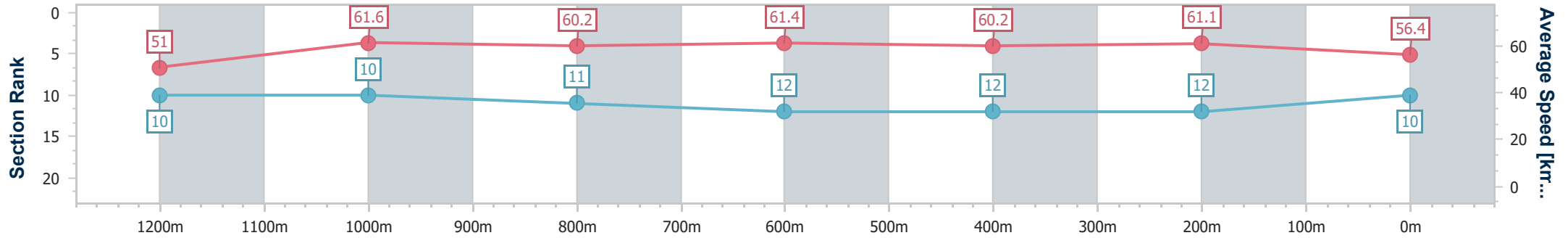


Sunshine Coast QLD Professional
 Race 7: TRAVIS SCHULTZ & PARTNERS BENCHMARK 62
 Handicap - 1400m
 17 January 2025 - 16:25



Track Rating: Good 4, Weather: Fine, Rail Position: +9m Entire

Section	Overall	1200m	1000m	800m	600m	400m	200m
Section Times	1:26.26 [10] (0:14.19)	1:12.07 [10] (0:11.67)	1:00.40 [10] (0:11.96)	0:48.44 [11] (0:11.79)	0:36.65 [12] (0:12.09)	0:24.56 [12] (0:11.79)	0:12.77 [12] (0:12.77)
Average Speed [km/h]	51.0	61.6	60.2	61.4	60.2	61.1	56.4
Top Speed [km/h]	64.1	64.0	61.0	62.1	60.5	62.0	61.1
Avg. Dist. to Rail [m]	1.5	0.7	0.7	0.8	2.0	4.7	5.7
Avg. Stride Freq. [Hz]	2.1	2.2	2.2	2.2	2.2	2.2	2.2
Avg. Stride Length [m]	6.5	7.8	7.7	7.6	7.5	7.5	7.3



- [] Ranking at each section and finish
- .-.- No data available at this section
- NA No data available



Horse/Jockey Name	Hillcrest Avenue
Final Rank	11
Fastest Section Time (Section)	0:11.35 (1200m)
Top Speed [km/h] (Section)	65.1 (Overall)
Race State	Finished



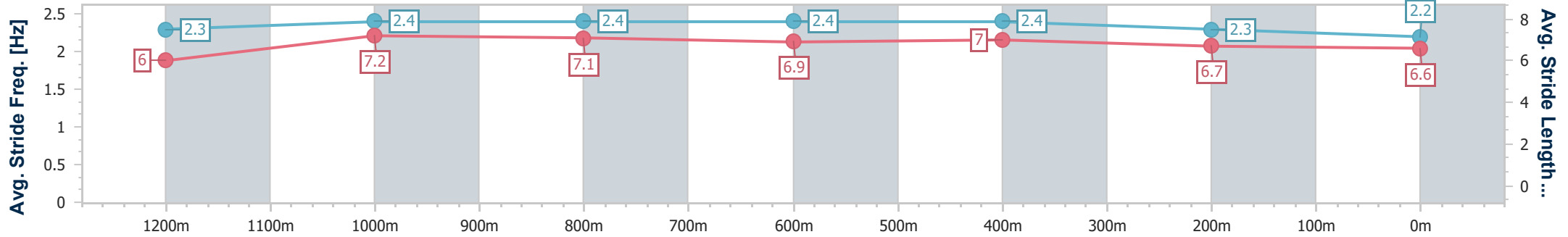
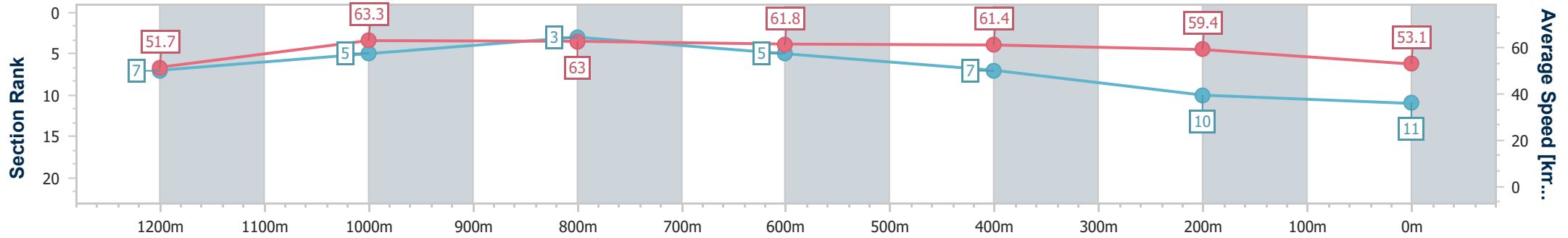
Sunshine Coast QLD Professional
 Race 7: TRAVIS SCHULTZ & PARTNERS BENCHMARK 62
 Handicap - 1400m



17 January 2025 - 16:25

Track Rating: Good 4, Weather: Fine, Rail Position: +9m Entire

Section	Overall	1200m	1000m	800m	600m	400m	200m
Section Times	1:26.47 [11] (0:13.98)	1:12.49 [7] (0:11.35)	1:01.14 [5] (0:11.54)	0:49.60 [3] (0:11.89)	0:37.71 [5] (0:12.04)	0:25.67 [7] (0:12.08)	0:13.59 [10] (0:13.59)
Average Speed [km/h]	51.7	63.3	63.0	61.8	61.4	59.4	53.1
Top Speed [km/h]	65.1	64.6	63.5	62.7	62.2	61.2	56.6
Avg. Dist. to Rail [m]	6.3	2.4	2.7	3.4	4.9	8.1	8.1
Avg. Stride Freq. [Hz]	2.3	2.4	2.4	2.4	2.4	2.3	2.2
Avg. Stride Length [m]	6.0	7.2	7.1	6.9	7.0	6.7	6.6



- [] Ranking at each section and finish
- .-.- No data available at this section
- NA No data available



Horse/Jockey Name	Lady Nikster
Final Rank	12
Fastest Section Time (Section)	0:11.44 (1200m)
Top Speed [km/h] (Section)	65.3 (Overall)
Race State	Finished



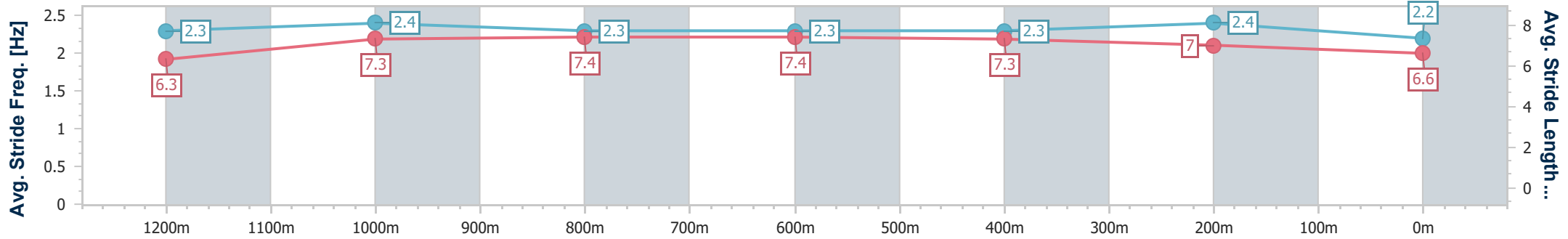
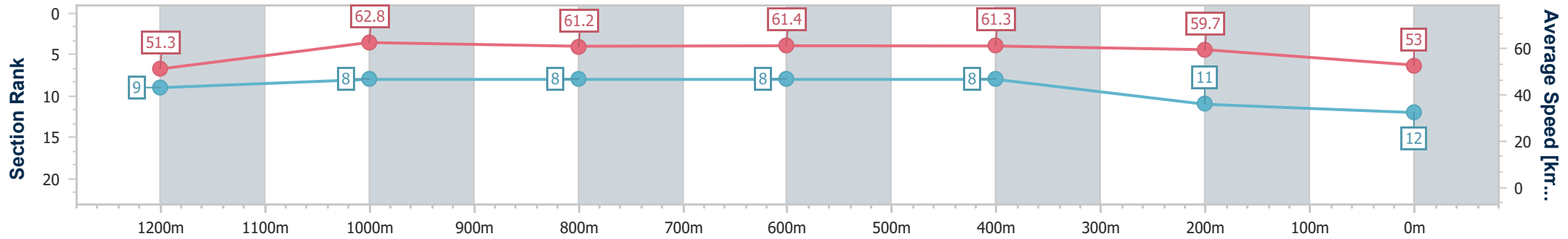
Sunshine Coast QLD Professional
Race 7: TRAVIS SCHULTZ & PARTNERS BENCHMARK 62
Handicap - 1400m



17 January 2025 - 16:25

Track Rating: Good 4, Weather: Fine, Rail Position: +9m Entire

Section	Overall	1200m	1000m	800m	600m	400m	200m
Section Times	1:26.50 [12] (0:14.06)	1:12.44 [9] (0:11.44)	1:01.00 [8] (0:11.78)	0:49.22 [8] (0:11.79)	0:37.43 [8] (0:11.77)	0:25.66 [8] (0:12.05)	0:13.61 [11] (0:13.61)
Average Speed [km/h]	51.3	62.8	61.2	61.4	61.3	59.7	53.0
Top Speed [km/h]	65.3	65.2	62.1	62.0	62.4	61.2	56.8
Avg. Dist. to Rail [m]	2.7	0.5	0.2	0.5	0.6	1.1	2.7
Avg. Stride Freq. [Hz]	2.3	2.4	2.3	2.3	2.3	2.4	2.2
Avg. Stride Length [m]	6.3	7.3	7.4	7.4	7.3	7.0	6.6



- [] Ranking at each section and finish
- .-.- No data available at this section
- NA No data available