



Sunshine Coast QLD Professional
Race 4: JACK BRUCE RACING QTIS Three & Four-Year-Old
BENCHMARK 65 Handicap - 1600m
17 January 2025 - 14:31



Track Rating: Good 4, Weather: Fine, Rail Position: +9m Entire

Section		Overall	1400m	1200m	1000m	800m	600m	400m	Last 600m				
Field Times		1:38.39 (0:13.44)	1:24.95 (0:12.19)	1:12.76 (0:12.36)	1:00.40 (0:13.18)	0:47.22 (0:12.84)	0:34.38 (0:11.63)	0:22.75 (0:11.14)	0:34.38				
Rank	TAB Horse/Jockey	Barrier	Top Speed [km/h]	Fastest Section	Distance Travelled [m]								
1	1 JUST FLYING Jasper Franklin	4	65.9 400m	0:11.04 400m	1:38.39 [1] (0:13.44)	1:24.95 [1] (0:12.19)	1:12.76 [1] (0:12.63)	1:00.13 [2] (0:13.21)	0:46.92 [2] (0:12.74)	0:34.18 [2] (0:11.53)	0:22.65 [2] (0:11.04)	0:34.18	
2	5 LAVONI Jake Bayliss	3	67.3 400m	0:10.84 400m	1:38.50 [2] (0:13.87)	1:24.63 [7] (0:12.28)	1:12.35 [7] (0:12.81)	0:59.54 [7] (0:12.95)	0:46.59 [7] (0:12.75)	0:33.84 [7] (0:11.51)	0:22.33 [6] (0:10.84)	0:33.84	+0
3	3 I'M HEROIC Samantha Collett	2	65.7 600m	0:11.06 400m	1:38.67 [3] (0:13.70)	1:24.97 [5] (0:12.25)	1:12.72 [5] (0:12.77)	0:59.95 [6] (0:13.03)	0:46.92 [6] (0:12.72)	0:34.20 [6] (0:11.41)	0:22.79 [3] (0:11.06)	0:34.20	+2
4	9 WAYFARER'S WAY Jim Byrne	6	64.3 400m	0:11.29 400m	1:38.97 [4] (0:13.85)	1:25.12 [6] (0:12.27)	1:12.85 [6] (0:11.87)	1:00.98 [1] (0:13.18)	0:47.80 [1] (0:12.84)	0:34.96 [1] (0:11.63)	0:23.33 [1] (0:11.29)	0:34.96	-1
5	4 MISS TRUSTFUL Ryan Curatolo	5	65.1 400m	0:11.20 400m	1:39.10 [5] (0:13.50)	1:25.60 [2] (0:12.22)	1:13.38 [2] (0:12.71)	1:00.67 [3] (0:13.16)	0:47.51 [3] (0:12.76)	0:34.75 [4] (0:11.65)	0:23.10 [5] (0:11.20)	0:34.75	+3
6	2 MR O'REILLY Jace McMurray	1	65.5 400m	0:11.21 400m	1:39.23 [6] (0:13.62)	1:25.61 [3] (0:12.30)	1:13.31 [4] (0:12.70)	1:00.61 [4] (0:13.01)	0:47.60 [4] (0:12.72)	0:34.88 [3] (0:11.59)	0:23.29 [4] (0:11.21)	0:34.88	-3
7	10 MAKING HISTORY Micheal Hellyer	8	65.3 400m	0:11.26 400m	1:39.79 [7] (0:14.00)	1:25.79 [8] (0:12.33)	1:13.46 [8] (0:12.79)	1:00.67 [8] (0:13.01)	0:47.66 [8] (0:12.67)	0:34.99 [8] (0:11.64)	0:23.35 [8] (0:11.26)	0:34.99	+1
8	12 RUBOS Minonette Kennedy	7	63.8 Overall	0:11.83 400m	1:41.02 [8] (0:13.66)	1:27.36 [4] (0:12.18)	1:15.18 [3] (0:12.83)	1:02.35 [5] (0:13.05)	0:49.30 [5] (0:12.67)	0:36.63 [5] (0:12.02)	0:24.61 [7] (0:11.83)	0:36.63	+9

Scratched: Bold Tyrant (#11), Medical Autocrat (#7), Ready And Lucky (#6), Postman's Gap (#8)

[] Ranking at each section and finish
 -:-:- No data available at this section
 NA No data available

SCN Saddle cloth number
 DNF Did not finish
 DNT Did not track



Sunshine Coast QLD Professional
Race 4: JACK BRUCE RACING QTIS Three & Four-Year-Old
BENCHMARK 65 Handicap - 1600m
17 January 2025 - 14:31



Track Rating: Good 4, Weather: Fine, Rail Position: +9m Entire

Section				200m				Last 600m	
Field Times				0:11.61 (0:11.61)				0:34.38	
Rank	TAB	Horse/Jockey	Barrier	Top Speed [km/h]	Fastest Section	Margin			Distance Travelled [m]
1	1	JUST FLYING Jasper Franklin	4	65.9 400m	0:11.04 400m	0:11.61 [1] (0:11.61)	1:38.39		0:34.18
2	5	LAVONI Jake Bayliss	3	67.3 400m	0:10.84 400m	0:11.49 [4] (0:11.49)	0.5L		0:33.84 +0
3	3	I'M HEROIC Samantha Collett	2	65.7 600m	0:11.06 400m	0:11.73 [3] (0:11.73)	1.5L		0:34.20 +2
4	9	WAYFARER'S WAY Jim Byrne	6	64.3 400m	0:11.29 400m	0:12.04 [2] (0:12.04)	3L		0:34.96 -1
5	4	MISS TRUSTFUL Ryan Curatolo	5	65.1 400m	0:11.20 400m	0:11.90 [6] (0:11.90)	3.5L		0:34.75 +3
6	2	MR O'REILLY Jace McMurray	1	65.5 400m	0:11.21 400m	0:12.08 [5] (0:12.08)	4L		0:34.88 -3
7	10	MAKING HISTORY Micheal Hellyer	8	65.3 400m	0:11.26 400m	0:12.09 [7] (0:12.09)	7.3L		0:34.99 +1
8	12	RUBOS Minonette Kennedy	7	63.8 Overall	0:11.83 400m	0:12.78 [8] (0:12.78)	14.6L		0:36.63 +9

Scratched: Bold Tyrant (#11), Medical Autocrat (#7), Ready And Lucky (#6), Postman's Gap (#8)

[] Ranking at each section and finish
 -:-:- No data available at this section
 NA No data available

SCN Saddle cloth number
 DNF Did not finish
 DNT Did not track



Horse/Jockey Name	Just Flying
Final Rank	1
Fastest Section Time (Section)	0:11.04 (400m)
Top Speed [km/h] (Section)	65.9 (400m)
Race State	Finished



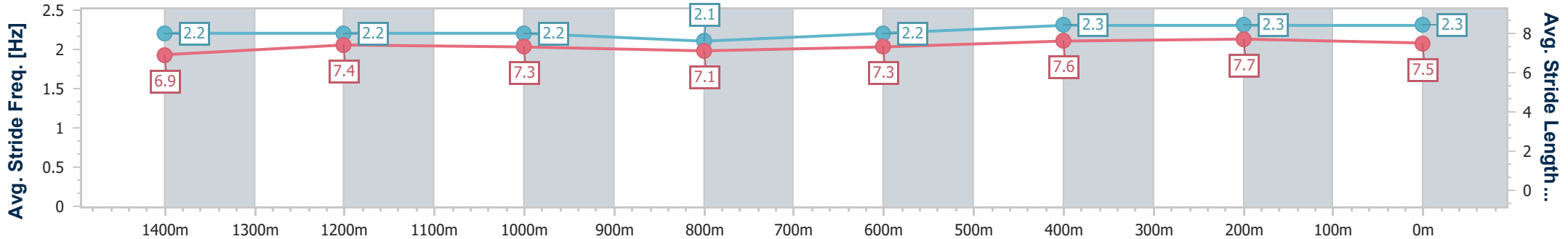
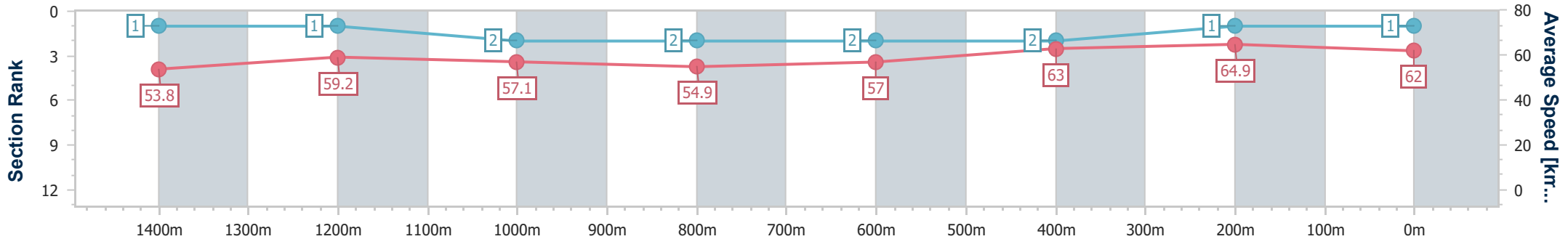
Sunshine Coast QLD Professional
 Race 4: JACK BRUCE RACING QTIS Three & Four-Year-Old
 BENCHMARK 65 Handicap - 1600m



17 January 2025 - 14:31

Track Rating: Good 4, Weather: Fine, Rail Position: +9m Entire

Section	Overall	1400m	1200m	1000m	800m	600m	400m	200m						
Section Times	1:38.39 [1] (0:13.44)	1:24.95 [1] (0:12.19)	1:12.76 [1] (0:12.63)	1:00.13 [2] (0:13.21)	0:46.92 [2] (0:12.74)	0:34.18 [2] (0:11.53)	0:22.65 [2] (0:11.04)	0:11.61 [1] (0:11.61)						
Average Speed [km/h]	53.8	59.2	57.1	54.9	57.0	63.0	64.9	62.0						
Top Speed [km/h]	64.1	62.0	59.0	56.7	61.6	64.5	65.9	64.9						
Avg. Dist. to Rail [m]	4.3	1.9	1.9	2.4	1.5	1.1	3.0	3.2						
Avg. Stride Freq. [Hz]	2.2	2.2	2.2	2.1	2.2	2.3	2.3	2.3						
Avg. Stride Length [m]	6.9	7.4	7.3	7.1	7.3	7.6	7.7	7.5						



- [] Ranking at each section and finish
- .-.- No data available at this section
- NA No data available



Horse/Jockey Name	Lavoni
Final Rank	2
Fastest Section Time (Section)	0:10.84 (400m)
Top Speed [km/h] (Section)	67.3 (400m)
Race State	Finished



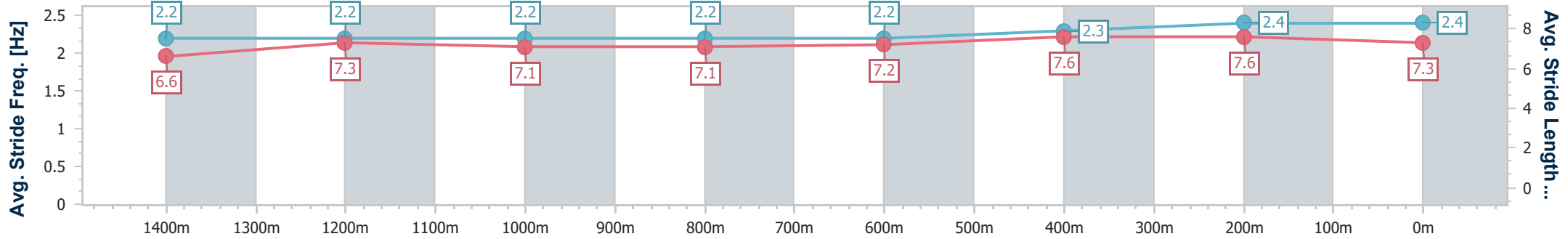
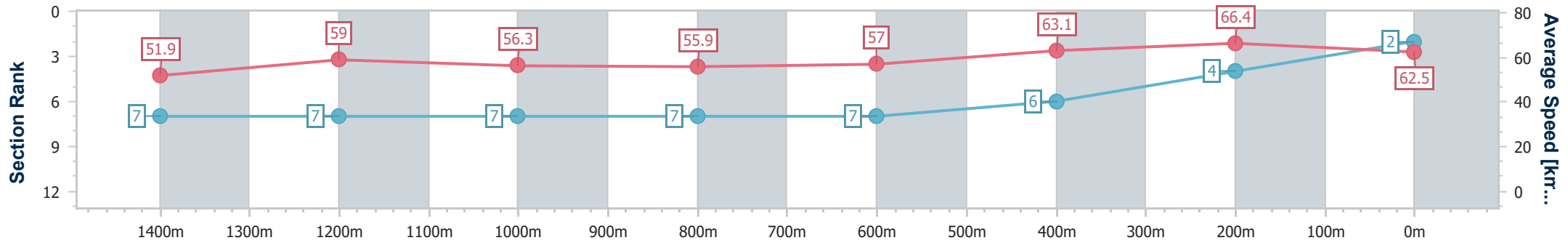
Sunshine Coast QLD Professional
Race 4: JACK BRUCE RACING QTIS Three & Four-Year-Old
BENCHMARK 65 Handicap - 1600m



17 January 2025 - 14:31

Track Rating: Good 4, Weather: Fine, Rail Position: +9m Entire

Section	Overall	1400m	1200m	1000m	800m	600m	400m	200m						
Section Times	1:38.50 [2] (0:13.87)	1:24.63 [7] (0:12.28)	1:12.35 [7] (0:12.81)	0:59.54 [7] (0:12.95)	0:46.59 [7] (0:12.75)	0:33.84 [7] (0:11.51)	0:22.33 [6] (0:10.84)	0:11.49 [4] (0:11.49)						
Average Speed [km/h]	51.9	59.0	56.3	55.9	57.0	63.1	66.4	62.5						
Top Speed [km/h]	62.6	62.4	58.2	58.5	60.5	66.1	67.3	64.9						
Avg. Dist. to Rail [m]	3.0	1.9	2.4	2.2	1.6	1.5	3.0	2.7						
Avg. Stride Freq. [Hz]	2.2	2.2	2.2	2.2	2.2	2.3	2.4	2.4						
Avg. Stride Length [m]	6.6	7.3	7.1	7.1	7.2	7.6	7.6	7.3						



- [] Ranking at each section and finish
- .-.- No data available at this section
- NA No data available



Horse/Jockey Name	I'm Heroic
Final Rank	3
Fastest Section Time (Section)	0:11.06 (400m)
Top Speed [km/h] (Section)	65.7 (600m)
Race State	Finished



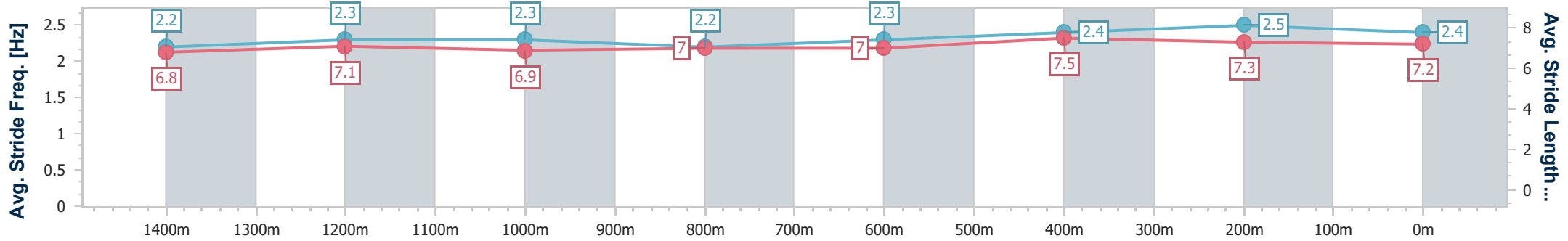
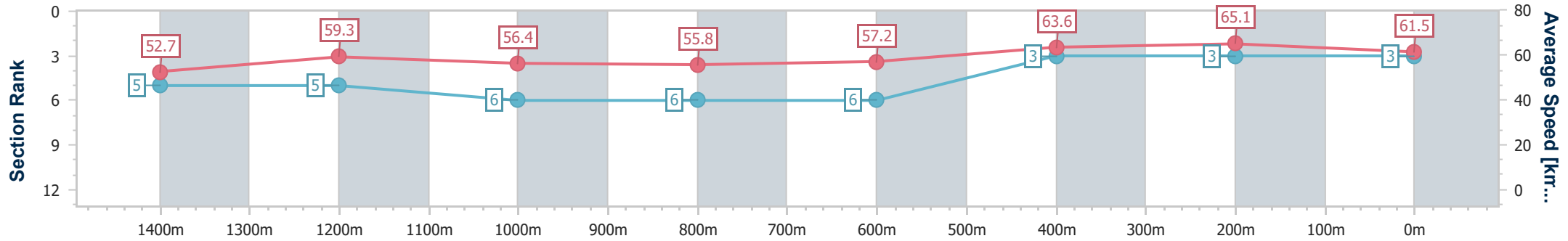
Sunshine Coast QLD Professional
Race 4: JACK BRUCE RACING QTIS Three & Four-Year-Old
BENCHMARK 65 Handicap - 1600m



17 January 2025 - 14:31

Track Rating: Good 4, Weather: Fine, Rail Position: +9m Entire

Section	Overall	1400m	1200m	1000m	800m	600m	400m	200m
Section Times	1:38.67 [3] (0:13.70)	1:24.97 [5] (0:12.25)	1:12.72 [5] (0:12.77)	0:59.95 [6] (0:13.03)	0:46.92 [6] (0:12.72)	0:34.20 [6] (0:11.41)	0:22.79 [3] (0:11.06)	0:11.73 [3] (0:11.73)
Average Speed [km/h]	52.7	59.3	56.4	55.8	57.2	63.6	65.1	61.5
Top Speed [km/h]	62.7	62.0	58.3	57.7	61.1	65.7	65.6	65.5
Avg. Dist. to Rail [m]	3.1	2.9	2.8	3.1	2.1	1.6	3.0	3.6
Avg. Stride Freq. [Hz]	2.2	2.3	2.3	2.2	2.3	2.4	2.5	2.4
Avg. Stride Length [m]	6.8	7.1	6.9	7.0	7.0	7.5	7.3	7.2



- [] Ranking at each section and finish
- .-.- No data available at this section
- NA No data available



Horse/Jockey Name	Wayfarer's Way
Final Rank	4
Fastest Section Time (Section)	0:11.29 (400m)
Top Speed [km/h] (Section)	64.3 (400m)
Race State	Finished



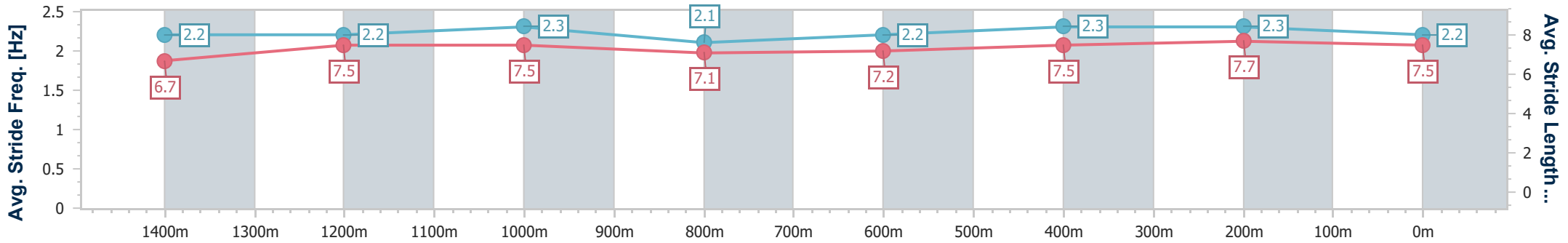
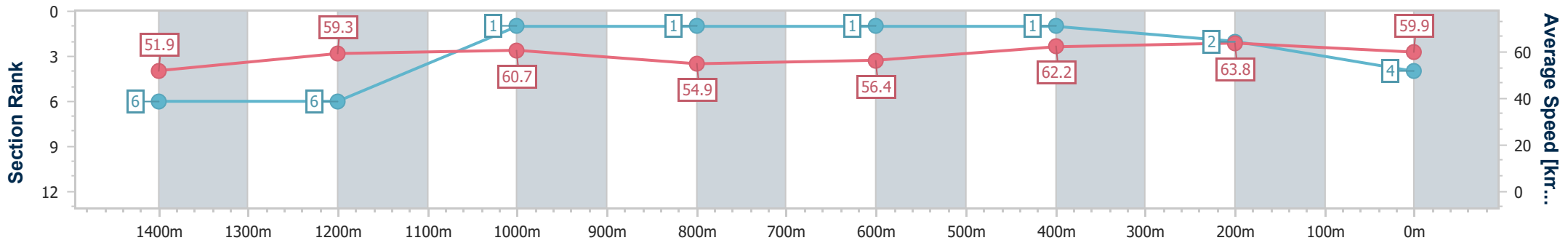
Sunshine Coast QLD Professional
Race 4: JACK BRUCE RACING QTIS Three & Four-Year-Old
BENCHMARK 65 Handicap - 1600m



17 January 2025 - 14:31

Track Rating: Good 4, Weather: Fine, Rail Position: +9m Entire

Section	Overall	1400m	1200m	1000m	800m	600m	400m	200m
Section Times	1:38.97 [4] (0:13.85)	1:25.12 [6] (0:12.27)	1:12.85 [6] (0:11.87)	1:00.98 [1] (0:13.18)	0:47.80 [1] (0:12.84)	0:34.96 [1] (0:11.63)	0:23.33 [1] (0:11.29)	0:12.04 [2] (0:12.04)
Average Speed [km/h]	51.9	59.3	60.7	54.9	56.4	62.2	63.8	59.9
Top Speed [km/h]	63.2	61.7	63.2	57.8	60.8	63.5	64.3	62.3
Avg. Dist. to Rail [m]	4.3	3.4	4.1	2.0	1.0	0.7	2.3	1.8
Avg. Stride Freq. [Hz]	2.2	2.2	2.3	2.1	2.2	2.3	2.3	2.2
Avg. Stride Length [m]	6.7	7.5	7.5	7.1	7.2	7.5	7.7	7.5



- [] Ranking at each section and finish
- .-.- No data available at this section
- NA No data available



Horse/Jockey Name	Miss Trustful
Final Rank	5
Fastest Section Time (Section)	0:11.20 (400m)
Top Speed [km/h] (Section)	65.1 (400m)
Race State	Finished



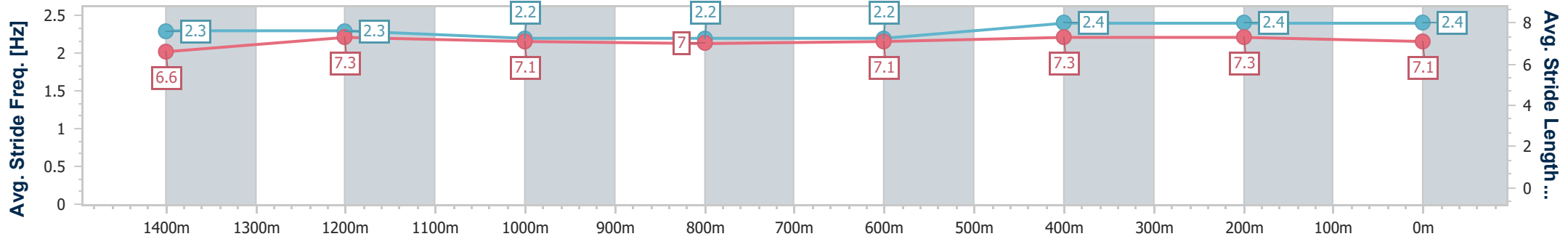
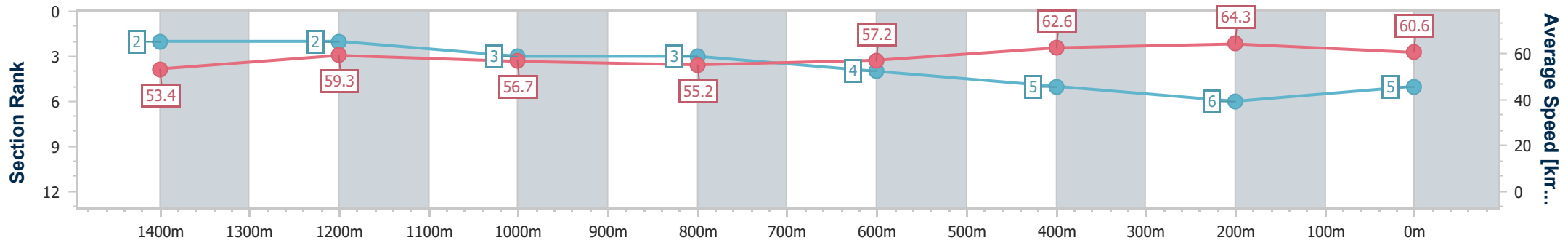
Sunshine Coast QLD Professional
Race 4: JACK BRUCE RACING QTIS Three & Four-Year-Old
BENCHMARK 65 Handicap - 1600m



17 January 2025 - 14:31

Track Rating: Good 4, Weather: Fine, Rail Position: +9m Entire

Section	Overall	1400m	1200m	1000m	800m	600m	400m	200m						
Section Times	1:39.10 [5] (0:13.50)	1:25.60 [2] (0:12.22)	1:13.38 [2] (0:12.71)	1:00.67 [3] (0:13.16)	0:47.51 [3] (0:12.76)	0:34.75 [4] (0:11.65)	0:23.10 [5] (0:11.20)	0:11.90 [6] (0:11.90)						
Average Speed [km/h]	53.4	59.3	56.7	55.2	57.2	62.6	64.3	60.6						
Top Speed [km/h]	63.3	62.7	58.1	57.3	61.6	64.4	65.1	63.8						
Avg. Dist. to Rail [m]	4.0	2.6	3.1	3.2	2.5	2.0	5.7	5.7						
Avg. Stride Freq. [Hz]	2.3	2.3	2.2	2.2	2.2	2.4	2.4	2.4						
Avg. Stride Length [m]	6.6	7.3	7.1	7.0	7.1	7.3	7.3	7.1						



- [] Ranking at each section and finish
- .-.- No data available at this section
- NA No data available



Horse/Jockey Name	Mr O'reilly
Final Rank	6
Fastest Section Time (Section)	0:11.21 (400m)
Top Speed [km/h] (Section)	65.5 (400m)
Race State	Finished



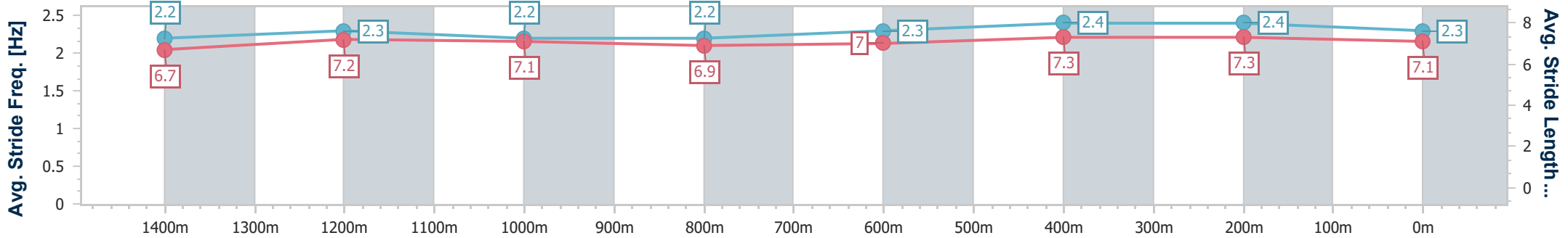
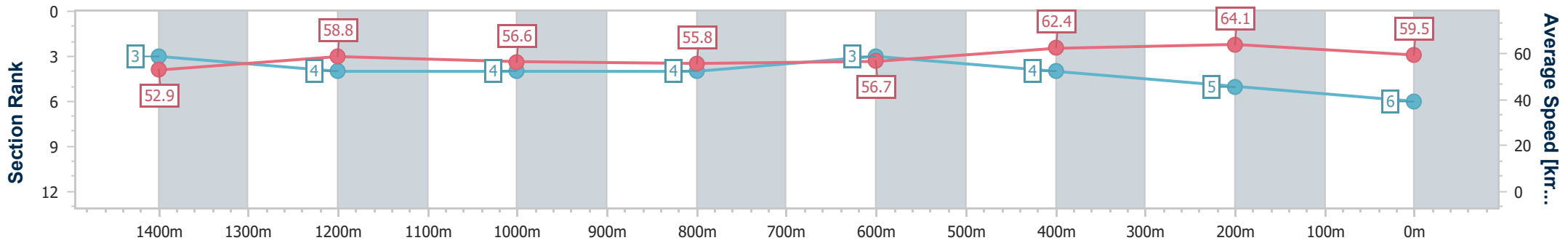
Sunshine Coast QLD Professional
Race 4: JACK BRUCE RACING QTIS Three & Four-Year-Old
BENCHMARK 65 Handicap - 1600m



17 January 2025 - 14:31

Track Rating: Good 4, Weather: Fine, Rail Position: +9m Entire

Section	Overall	1400m	1200m	1000m	800m	600m	400m	200m
Section Times	1:39.23 [6] (0:13.62)	1:25.61 [3] (0:12.30)	1:13.31 [4] (0:12.70)	1:00.61 [4] (0:13.01)	0:47.60 [4] (0:12.72)	0:34.88 [3] (0:11.59)	0:23.29 [4] (0:11.21)	0:12.08 [5] (0:12.08)
Average Speed [km/h]	52.9	58.8	56.6	55.8	56.7	62.4	64.1	59.5
Top Speed [km/h]	64.7	61.8	58.0	58.1	59.8	64.4	65.5	62.9
Avg. Dist. to Rail [m]	0.4	1.1	1.4	1.6	0.5	0.4	1.7	1.3
Avg. Stride Freq. [Hz]	2.2	2.3	2.2	2.2	2.3	2.4	2.4	2.3
Avg. Stride Length [m]	6.7	7.2	7.1	6.9	7.0	7.3	7.3	7.1



- [] Ranking at each section and finish
- .-.- No data available at this section
- NA No data available



Horse/Jockey Name	Making History
Final Rank	7
Fastest Section Time (Section)	0:11.26 (400m)
Top Speed [km/h] (Section)	65.3 (400m)
Race State	Finished



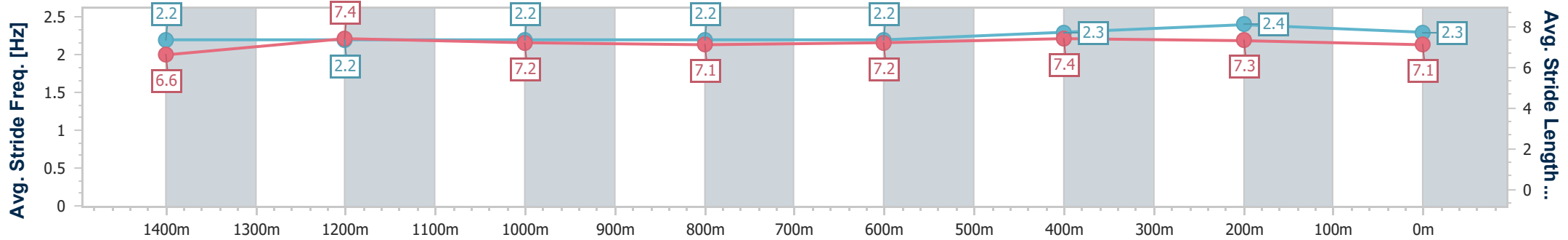
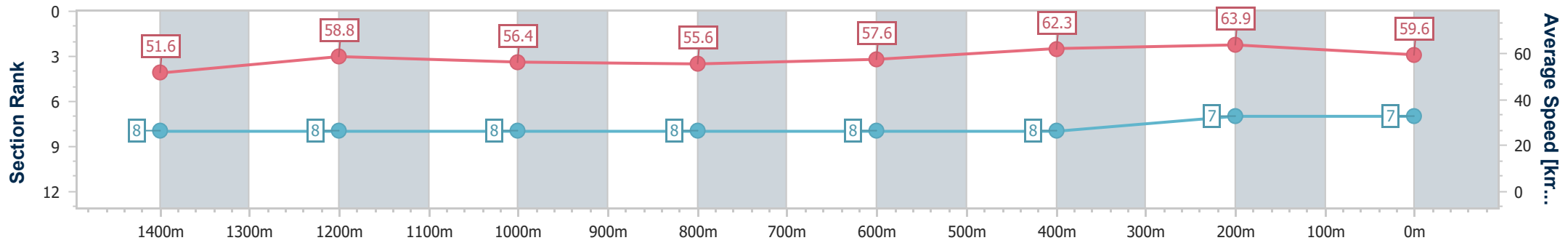
Sunshine Coast QLD Professional
 Race 4: JACK BRUCE RACING QTIS Three & Four-Year-Old
 BENCHMARK 65 Handicap - 1600m



17 January 2025 - 14:31

Track Rating: Good 4, Weather: Fine, Rail Position: +9m Entire

Section	Overall	1400m	1200m	1000m	800m	600m	400m	200m
Section Times	1:39.79 [7] (0:14.00)	1:25.79 [8] (0:12.33)	1:13.46 [8] (0:12.79)	1:00.67 [8] (0:13.01)	0:47.66 [8] (0:12.67)	0:34.99 [8] (0:11.64)	0:23.35 [8] (0:11.26)	0:12.09 [7] (0:12.09)
Average Speed [km/h]	51.6	58.8	56.4	55.6	57.6	62.3	63.9	59.6
Top Speed [km/h]	60.7	59.7	57.7	57.2	61.1	63.9	65.3	63.4
Avg. Dist. to Rail [m]	6.2	2.1	3.2	2.7	1.6	1.4	1.4	1.7
Avg. Stride Freq. [Hz]	2.2	2.2	2.2	2.2	2.2	2.3	2.4	2.3
Avg. Stride Length [m]	6.6	7.4	7.2	7.1	7.2	7.4	7.3	7.1



- [] Ranking at each section and finish
- .-.- No data available at this section
- NA No data available



Horse/Jockey Name	Rubos
Final Rank	8
Fastest Section Time (Section)	0:11.83 (400m)
Top Speed [km/h] (Section)	63.8 (Overall)
Race State	Finished



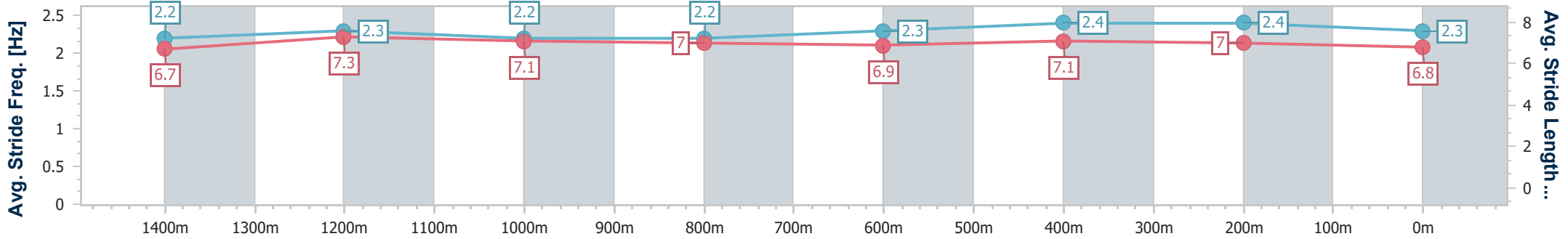
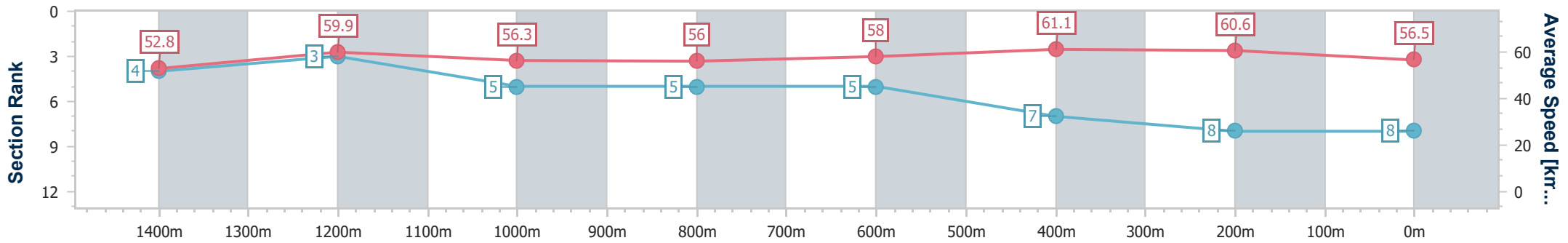
Sunshine Coast QLD Professional
 Race 4: JACK BRUCE RACING QTIS Three & Four-Year-Old
 BENCHMARK 65 Handicap - 1600m



17 January 2025 - 14:31

Track Rating: Good 4, Weather: Fine, Rail Position: +9m Entire

Section	Overall	1400m	1200m	1000m	800m	600m	400m	200m
Section Times	1:41.02 [8] (0:13.66)	1:27.36 [4] (0:12.18)	1:15.18 [3] (0:12.83)	1:02.35 [5] (0:13.05)	0:49.30 [5] (0:12.67)	0:36.63 [5] (0:12.02)	0:24.61 [7] (0:11.83)	0:12.78 [8] (0:12.78)
Average Speed [km/h]	52.8	59.9	56.3	56.0	58.0	61.1	60.6	56.5
Top Speed [km/h]	63.8	63.1	58.1	58.1	61.3	62.2	62.8	59.3
Avg. Dist. to Rail [m]	6.2	4.7	4.7	5.0	4.1	3.0	4.9	5.0
Avg. Stride Freq. [Hz]	2.2	2.3	2.2	2.2	2.3	2.4	2.4	2.3
Avg. Stride Length [m]	6.7	7.3	7.1	7.0	6.9	7.1	7.0	6.8



- [] Ranking at each section and finish
- .-.- No data available at this section
- NA No data available