



Sunshine Coast QLD Professional

Race 1: VALE LES GEEVES Maiden Handicap - 1800m

17 January 2025 - 12:45



Track Rating: Good 4, Weather: Fine, Rail Position: +9m Entire

Section														
Field Times	Overall	1600m	1400m	1200m	1000m	800m	600m	Last 600m						
	1:51.90 (0:13.79)	1:38.11 (0:11.59)	1:26.52 (0:12.17)	1:14.35 (0:12.66)	1:01.69 (0:13.09)	0:48.60 (0:12.70)	0:35.90 (0:12.05)	0:35.90						
Rank	TAB	Horse/Jockey	Barrier	Top Speed [km/h]	Fastest Section									Distance Travelled [m]
1	10	KHANT QUIT Micheal Hellyer	2	64.0 Overall	0:11.59 1600m	1:51.90 [1] (0:13.79)	1:38.11 [1] (0:11.59)	1:26.52 [1] (0:12.17)	1:14.35 [1] (0:12.66)	1:01.69 [1] (0:13.09)	0:48.60 [1] (0:12.70)	0:35.90 [1] (0:12.05)	0:35.90	
2	3	MISS DYNAMO Corey Sutherland	1	62.1 400m	0:11.71 400m	1:52.15 [2] (0:13.99)	1:38.16 [4] (0:11.85)	1:26.31 [4] (0:12.37)	1:13.94 [4] (0:12.66)	1:01.28 [6] (0:12.95)	0:48.33 [4] (0:12.47)	0:35.86 [4] (0:11.98)	0:35.86	+0
3	4	BARGARA BOUND Michael Rodd	9	62.9 1400m	0:11.77 400m	1:53.08 [3] (0:14.58)	1:38.50 [8] (0:11.96)	1:26.54 [9] (0:12.36)	1:14.18 [9] (0:12.40)	1:01.78 [9] (0:12.88)	0:48.90 [9] (0:12.63)	0:36.27 [8] (0:12.00)	0:36.27	+12
4	2	DEJA ZOU Boris Thornton	4	62.3 Overall	0:11.76 1600m	1:53.08 [4] (0:13.93)	1:39.15 [3] (0:11.76)	1:27.39 [3] (0:12.25)	1:15.14 [3] (0:12.56)	1:02.58 [3] (0:13.12)	0:49.46 [3] (0:12.56)	0:36.90 [3] (0:12.05)	0:36.90	+11
5	6	MISS REILLY Michael Cahill	7	63.2 400m	0:11.69 400m	1:53.30 [5] (0:14.60)	1:38.70 [9] (0:11.72)	1:26.98 [8] (0:12.32)	1:14.66 [7] (0:12.42)	1:02.24 [8] (0:13.11)	0:49.13 [8] (0:12.68)	0:36.45 [9] (0:12.05)	0:36.45	+11
6	5	VANGUARD LEGEND Jace McMurray	3	62.6 1600m	0:11.70 1600m	1:53.44 [6] (0:14.27)	1:39.17 [6] (0:11.70)	1:27.47 [6] (0:12.31)	1:15.16 [5] (0:12.48)	1:02.68 [5] (0:13.14)	0:49.54 [5] (0:12.73)	0:36.81 [5] (0:11.99)	0:36.81	+8
7	7	BOLERO Luke Tarrant	6	62.9 1600m	0:11.78 1600m	1:53.85 [7] (0:14.54)	1:39.31 [7] (0:11.78)	1:27.53 [7] (0:12.33)	1:15.20 [8] (0:12.32)	1:02.88 [7] (0:12.97)	0:49.91 [7] (0:12.70)	0:37.21 [6] (0:12.09)	0:37.21	+7
8	1	AIR OF AUTHORITY Jag Guthmann-Chester	5	64.0 Overall	0:11.62 1600m	1:54.59 [8] (0:13.80)	1:40.79 [2] (0:11.62)	1:29.17 [2] (0:12.22)	1:16.95 [2] (0:12.72)	1:04.23 [2] (0:13.08)	0:51.15 [2] (0:12.60)	0:38.55 [2] (0:12.21)	0:38.55	+8
9	8	JUSTANOTHER HUNGEE Rob Thorburn	8	62.5 1600m	0:11.76 1600m	1:59.65 [9] (0:14.18)	1:45.47 [5] (0:11.76)	1:33.71 [5] (0:12.41)	1:21.30 [6] (0:12.40)	1:08.90 [4] (0:13.16)	0:55.74 [6] (0:12.88)	0:42.86 [7] (0:12.57)	0:42.86	+13

Scratched: Better Believe It (#11), Reel Graceful (#9)

[] Ranking at each section and finish
 -:-:- No data available at this section
 NA No data available

SCN Saddle cloth number
 DNF Did not finish
 DNT Did not track



Sunshine Coast QLD Professional
Race 1: VALE LES GEEVES Maiden Handicap - 1800m
17 January 2025 - 12:45



Track Rating: Good 4, Weather: Fine, Rail Position: +9m Entire

Section				400m	200m			Last 600m		
Field Times				0:23.85 (0:11.64)	0:12.21 (0:12.21)			0:35.90		
Rank	TAB	Horse/Jockey	Barrier	Top Speed [km/h]	Fastest Section	Margin			Distance Travelled [m]	
1	10	KHANT QUIT Micheal Hellyer	2	64.0 Overall	0:11.59 1600m	0:23.85 [1] (0:11.64)	0:12.21 [1] (0:12.21)	1:51.90	0:35.90	
2	3	MISS DYNAMO Corey Sutherland	1	62.1 400m	0:11.71 400m	0:23.88 [4] (0:11.71)	0:12.17 [2] (0:12.17)	1.3L	0:35.86	+0
3	4	BARGARA BOUND Michael Rodd	9	62.9 1400m	0:11.77 400m	0:24.27 [7] (0:11.77)	0:12.50 [4] (0:12.50)	6.6L	0:36.27	+12
4	2	DEJA ZOU Boris Thornton	4	62.3 Overall	0:11.76 1600m	0:24.85 [2] (0:12.00)	0:12.85 [3] (0:12.85)	6.7L	0:36.90	+11
5	6	MISS REILLY Michael Cahill	7	63.2 400m	0:11.69 400m	0:24.40 [8] (0:11.69)	0:12.71 [5] (0:12.71)	7.7L	0:36.45	+11
6	5	VANGUARD LEGEND Jace McMurray	3	62.6 1600m	0:11.70 1600m	0:24.82 [5] (0:12.02)	0:12.80 [6] (0:12.80)	8.5L	0:36.81	+8
7	7	BOLERO Luke Tarrant	6	62.9 1600m	0:11.78 1600m	0:25.12 [6] (0:12.13)	0:12.99 [8] (0:12.99)	10.8L	0:37.21	+7
8	1	AIR OF AUTHORITY Jag Guthmann-Chester	5	64.0 Overall	0:11.62 1600m	0:26.34 [3] (0:12.48)	0:13.86 [7] (0:13.86)	15.1L	0:38.55	+8
9	8	JUSTANOTHER HUNGEE Rob Thorburn	8	62.5 1600m	0:11.76 1600m	0:30.29 [9] (0:14.22)	0:16.07 [9] (0:16.07)	44.9L	0:42.86	+13

Scratched: Better Believe It (#11), Reel Graceful (#9)

[] Ranking at each section and finish
 -:-:- No data available at this section
 NA No data available

SCN Saddle cloth number
 DNF Did not finish
 DNT Did not track



Horse/Jockey Name	Khant Quit
Final Rank	1
Fastest Section Time (Section)	0:11.59 (1600m)
Top Speed [km/h] (Section)	64.0 (Overall)
Race State	Finished



Sunshine Coast QLD Professional

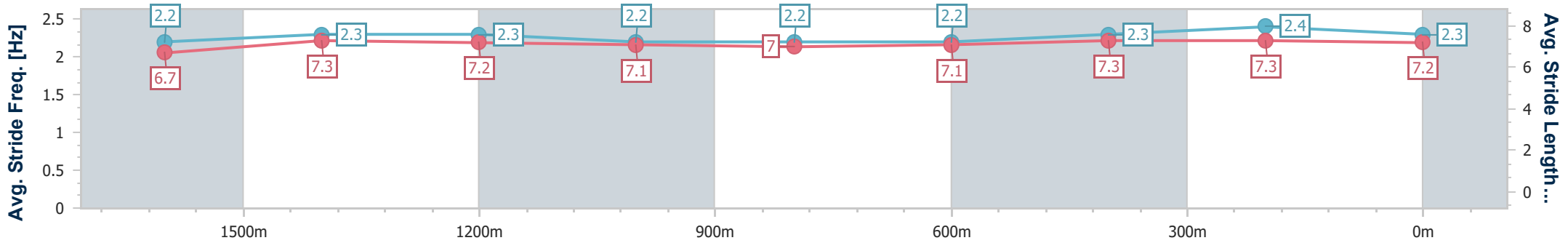
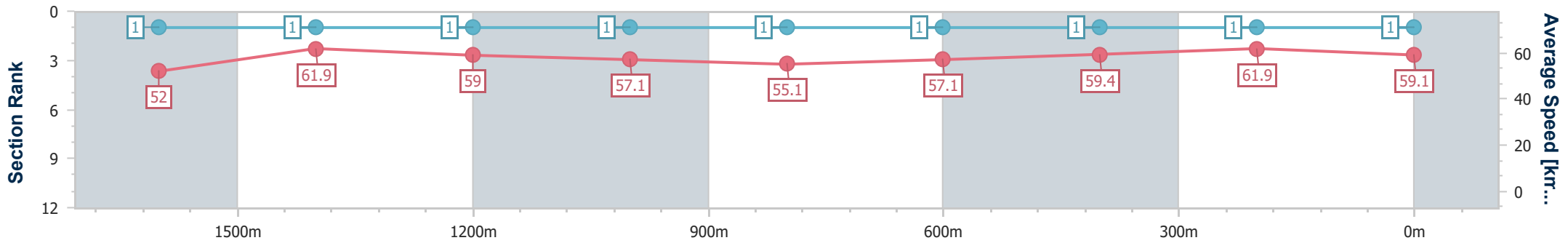
Race 1: VALE LES GEEVES Maiden Handicap - 1800m



17 January 2025 - 12:45

Track Rating: Good 4, Weather: Fine, Rail Position: +9m Entire

Section	Overall	1600m	1400m	1200m	1000m	800m	600m	400m	200m
Section Times	1:51.90 [1] (0:13.79)	1:38.11 [1] (0:11.59)	1:26.52 [1] (0:12.17)	1:14.35 [1] (0:12.66)	1:01.69 [1] (0:13.09)	0:48.60 [1] (0:12.70)	0:35.90 [1] (0:12.05)	0:23.85 [1] (0:11.64)	0:12.21 [1] (0:12.21)
Average Speed [km/h]	52.0	61.9	59.0	57.1	55.1	57.1	59.4	61.9	59.1
Top Speed [km/h]	64.0	63.4	60.9	57.9	55.9	59.1	60.5	62.6	61.1
Avg. Dist. to Rail [m]	1.3	0.7	0.3	0.5	1.2	0.7	0.3	1.3	3.6
Avg. Stride Freq. [Hz]	2.2	2.3	2.3	2.2	2.2	2.2	2.3	2.4	2.3
Avg. Stride Length [m]	6.7	7.3	7.2	7.1	7.0	7.1	7.3	7.3	7.2



- [] Ranking at each section and finish
- .-.- No data available at this section
- NA No data available



Horse/Jockey Name	Miss Dynamo
Final Rank	2
Fastest Section Time (Section)	0:11.71 (400m)
Top Speed [km/h] (Section)	62.1 (400m)
Race State	Finished



Sunshine Coast QLD Professional

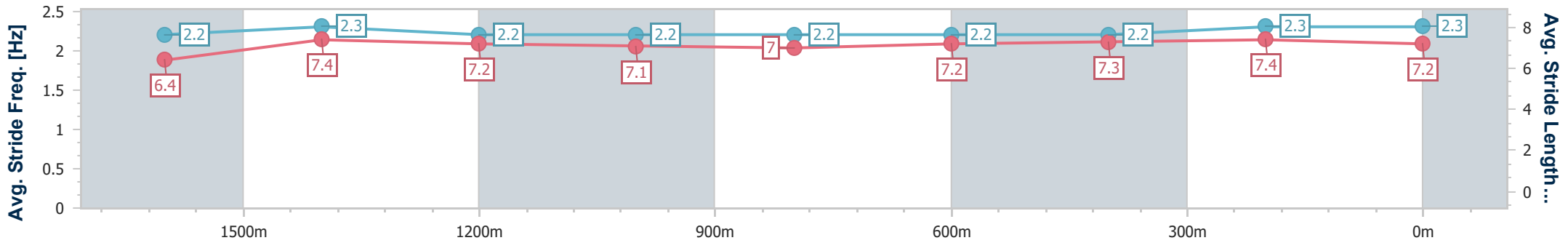
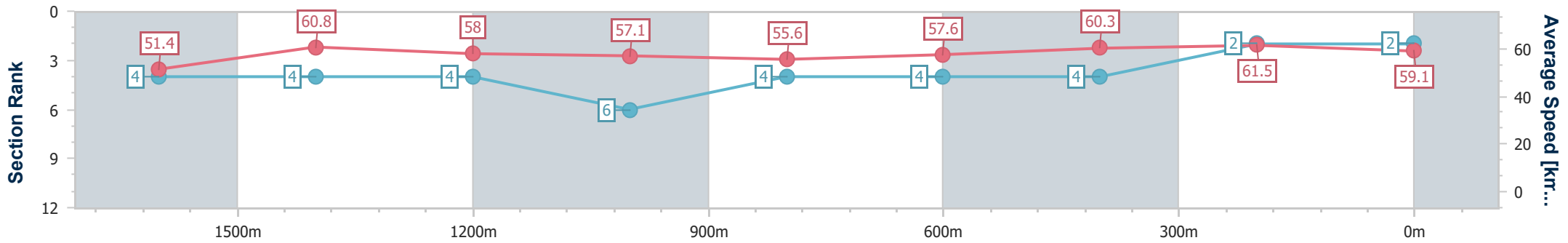
Race 1: VALE LES GEEVES Maiden Handicap - 1800m



17 January 2025 - 12:45

Track Rating: Good 4, Weather: Fine, Rail Position: +9m Entire

Section	Overall	1600m	1400m	1200m	1000m	800m	600m	400m	200m
Section Times	1:52.15 [2] (0:13.99)	1:38.16 [4] (0:11.85)	1:26.31 [4] (0:12.37)	1:13.94 [4] (0:12.66)	1:01.28 [6] (0:12.95)	0:48.33 [4] (0:12.47)	0:35.86 [4] (0:11.98)	0:23.88 [4] (0:11.71)	0:12.17 [2] (0:12.17)
Average Speed [km/h]	51.4	60.8	58.0	57.1	55.6	57.6	60.3	61.5	59.1
Top Speed [km/h]	61.1	61.6	60.1	57.6	56.8	60.2	61.2	62.1	60.6
Avg. Dist. to Rail [m]	0.6	0.4	0.3	0.9	0.6	0.4	0.5	3.6	5.6
Avg. Stride Freq. [Hz]	2.2	2.3	2.2	2.2	2.2	2.2	2.2	2.3	2.3
Avg. Stride Length [m]	6.4	7.4	7.2	7.1	7.0	7.2	7.3	7.4	7.2



- [] Ranking at each section and finish
- .-.- No data available at this section
- NA No data available



Horse/Jockey Name	Bargara Bound
Final Rank	3
Fastest Section Time (Section)	0:11.77 (400m)
Top Speed [km/h] (Section)	62.9 (1400m)
Race State	Finished



Sunshine Coast QLD Professional

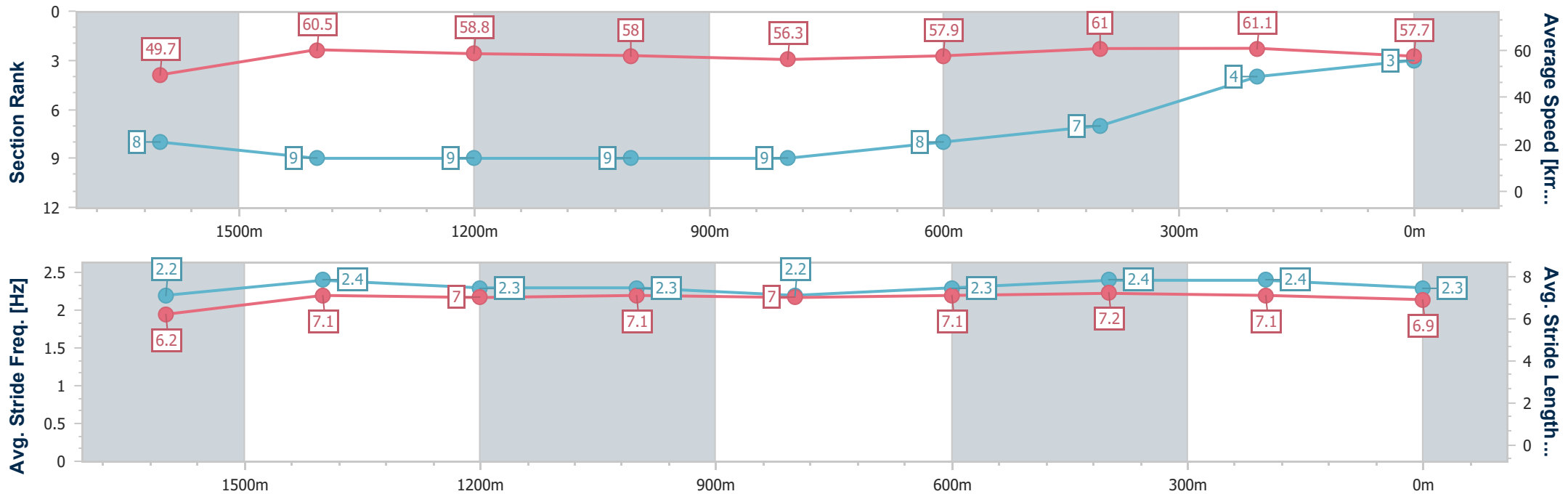
Race 1: VALE LES GEEVES Maiden Handicap - 1800m



17 January 2025 - 12:45

Track Rating: Good 4, Weather: Fine, Rail Position: +9m Entire

Section	Overall	1600m	1400m	1200m	1000m	800m	600m	400m	200m
Section Times	1:53.08 [3] (0:14.58)	1:38.50 [8] (0:11.96)	1:26.54 [9] (0:12.36)	1:14.18 [9] (0:12.40)	1:01.78 [9] (0:12.88)	0:48.90 [9] (0:12.63)	0:36.27 [8] (0:12.00)	0:24.27 [7] (0:11.77)	0:12.50 [4] (0:12.50)
Average Speed [km/h]	49.7	60.5	58.8	58.0	56.3	57.9	61.0	61.1	57.7
Top Speed [km/h]	61.3	62.9	62.9	59.2	59.0	62.3	62.3	62.4	59.9
Avg. Dist. to Rail [m]	5.6	2.2	2.4	3.2	2.2	2.2	3.1	3.0	2.5
Avg. Stride Freq. [Hz]	2.2	2.4	2.3	2.3	2.2	2.3	2.4	2.4	2.3
Avg. Stride Length [m]	6.2	7.1	7.0	7.1	7.0	7.1	7.2	7.1	6.9



- [] Ranking at each section and finish
- .-.- No data available at this section
- NA No data available



Horse/Jockey Name	Deja Zou
Final Rank	4
Fastest Section Time (Section)	0:11.76 (1600m)
Top Speed [km/h] (Section)	62.3 (Overall)
Race State	Finished



Sunshine Coast QLD Professional

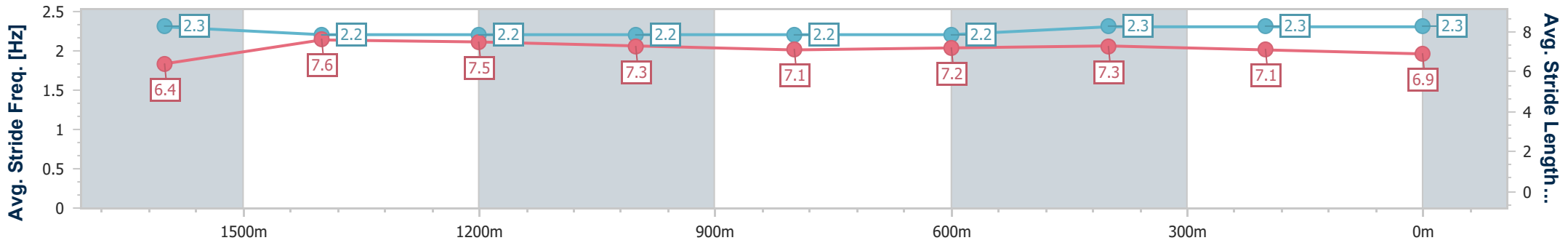
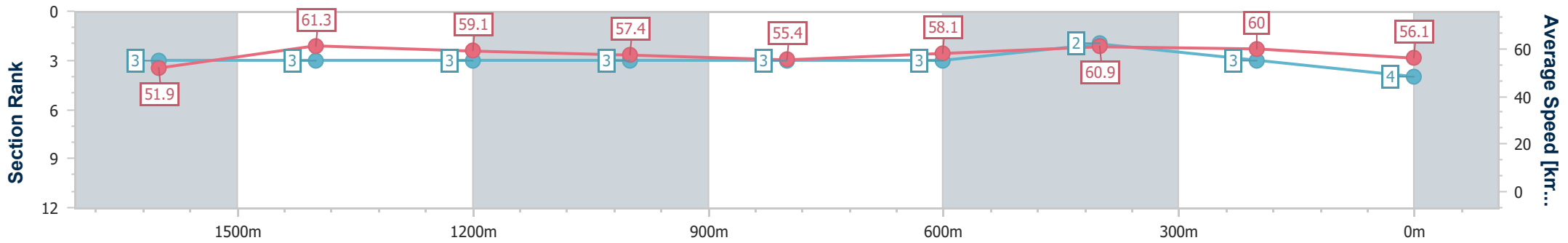
Race 1: VALE LES GEEVES Maiden Handicap - 1800m



17 January 2025 - 12:45

Track Rating: Good 4, Weather: Fine, Rail Position: +9m Entire

Section	Overall	1600m	1400m	1200m	1000m	800m	600m	400m	200m
Section Times	1:53.08 [4] (0:13.93)	1:39.15 [3] (0:11.76)	1:27.39 [3] (0:12.25)	1:15.14 [3] (0:12.56)	1:02.58 [3] (0:13.12)	0:49.46 [3] (0:12.56)	0:36.90 [3] (0:12.05)	0:24.85 [2] (0:12.00)	0:12.85 [3] (0:12.85)
Average Speed [km/h]	51.9	61.3	59.1	57.4	55.4	58.1	60.9	60.0	56.1
Top Speed [km/h]	62.3	62.1	60.9	59.1	56.5	61.2	62.3	62.3	58.2
Avg. Dist. to Rail [m]	2.4	1.6	2.2	2.6	2.3	2.4	3.1	4.3	4.7
Avg. Stride Freq. [Hz]	2.3	2.2	2.2	2.2	2.2	2.2	2.3	2.3	2.3
Avg. Stride Length [m]	6.4	7.6	7.5	7.3	7.1	7.2	7.3	7.1	6.9



- [] Ranking at each section and finish
- .-.- No data available at this section
- NA No data available



Horse/Jockey Name	Miss Reilly
Final Rank	5
Fastest Section Time (Section)	0:11.69 (400m)
Top Speed [km/h] (Section)	63.2 (400m)
Race State	Finished



Sunshine Coast QLD Professional

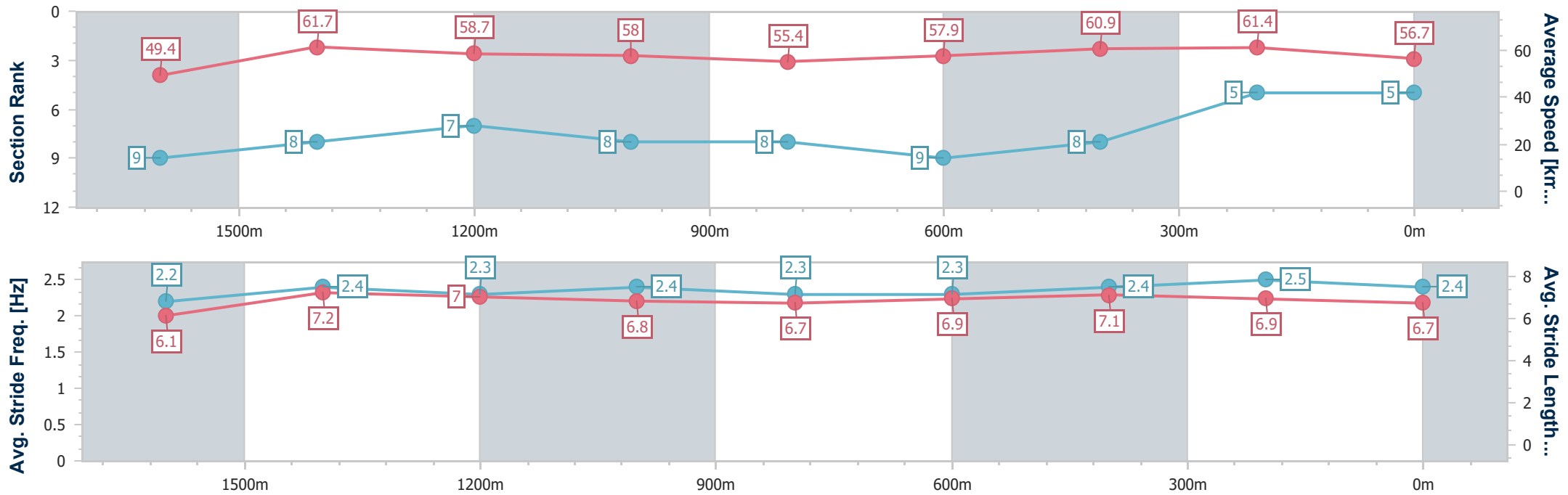
Race 1: VALE LES GEEVES Maiden Handicap - 1800m



17 January 2025 - 12:45

Track Rating: Good 4, Weather: Fine, Rail Position: +9m Entire

Section	Overall	1600m	1400m	1200m	1000m	800m	600m	400m	200m			
Section Times	1:53.30 [5] (0:14.60)	1:38.70 [9] (0:11.72)	1:26.98 [8] (0:12.32)	1:14.66 [7] (0:12.42)	1:02.24 [8] (0:13.11)	0:49.13 [8] (0:12.68)	0:36.45 [9] (0:12.05)	0:24.40 [8] (0:11.69)	0:12.71 [5] (0:12.71)			
Average Speed [km/h]	49.4	61.7	58.7	58.0	55.4	57.9	60.9	61.4	56.7			
Top Speed [km/h]	61.9	63.0	62.5	59.5	58.1	60.7	62.3	63.2	59.2			
Avg. Dist. to Rail [m]	3.9	1.1	1.9	3.0	3.0	3.0	3.3	5.5	4.3			
Avg. Stride Freq. [Hz]	2.2	2.4	2.3	2.4	2.3	2.3	2.4	2.5	2.4			
Avg. Stride Length [m]	6.1	7.2	7.0	6.8	6.7	6.9	7.1	6.9	6.7			



- [] Ranking at each section and finish
- .-.- No data available at this section
- NA No data available



Horse/Jockey Name	Vanguard Legend
Final Rank	6
Fastest Section Time (Section)	0:11.70 (1600m)
Top Speed [km/h] (Section)	62.6 (1600m)
Race State	Finished



Sunshine Coast QLD Professional

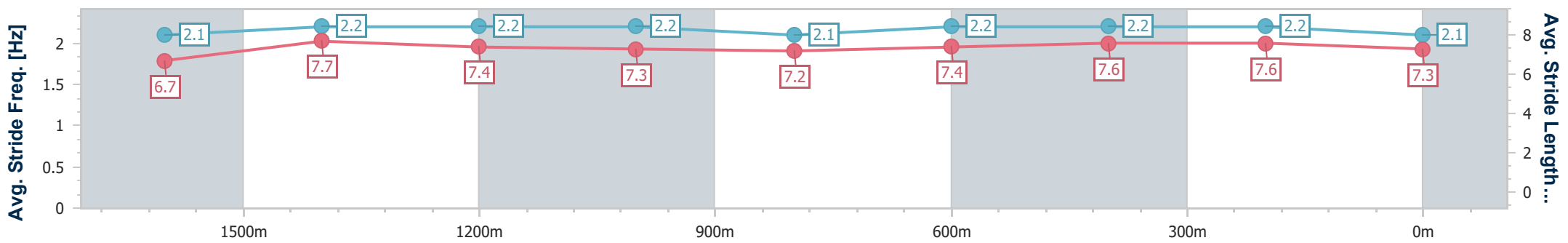
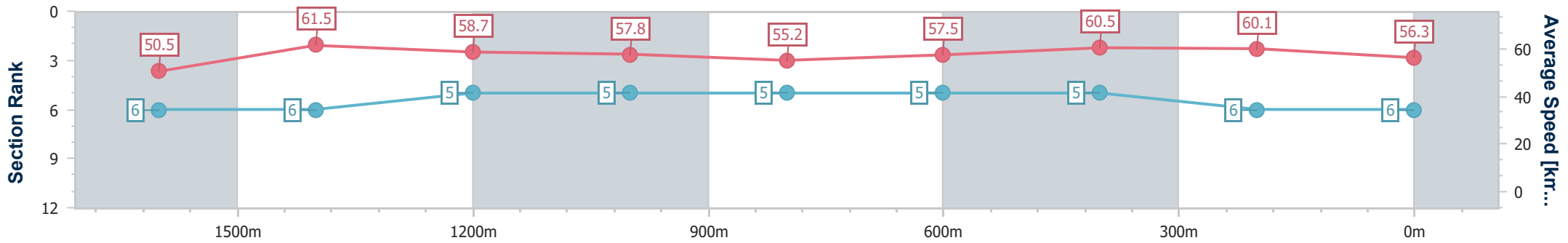
Race 1: VALE LES GEEVES Maiden Handicap - 1800m



17 January 2025 - 12:45

Track Rating: Good 4, Weather: Fine, Rail Position: +9m Entire

Section	Overall	1600m	1400m	1200m	1000m	800m	600m	400m	200m
Section Times	1:53.44 [6] (0:14.27)	1:39.17 [6] (0:11.70)	1:27.47 [6] (0:12.31)	1:15.16 [5] (0:12.48)	1:02.68 [5] (0:13.14)	0:49.54 [5] (0:12.73)	0:36.81 [5] (0:11.99)	0:24.82 [5] (0:12.02)	0:12.80 [6] (0:12.80)
Average Speed [km/h]	50.5	61.5	58.7	57.8	55.2	57.5	60.5	60.1	56.3
Top Speed [km/h]	60.5	62.6	61.4	58.2	57.3	59.8	61.1	61.7	59.0
Avg. Dist. to Rail [m]	1.7	0.7	1.4	2.7	2.9	2.6	2.0	2.4	2.0
Avg. Stride Freq. [Hz]	2.1	2.2	2.2	2.2	2.1	2.2	2.2	2.2	2.1
Avg. Stride Length [m]	6.7	7.7	7.4	7.3	7.2	7.4	7.6	7.6	7.3



- [] Ranking at each section and finish
- .-.- No data available at this section
- NA No data available



Horse/Jockey Name	Bolero
Final Rank	7
Fastest Section Time (Section)	0:11.78 (1600m)
Top Speed [km/h] (Section)	62.9 (1600m)
Race State	Finished



Sunshine Coast QLD Professional

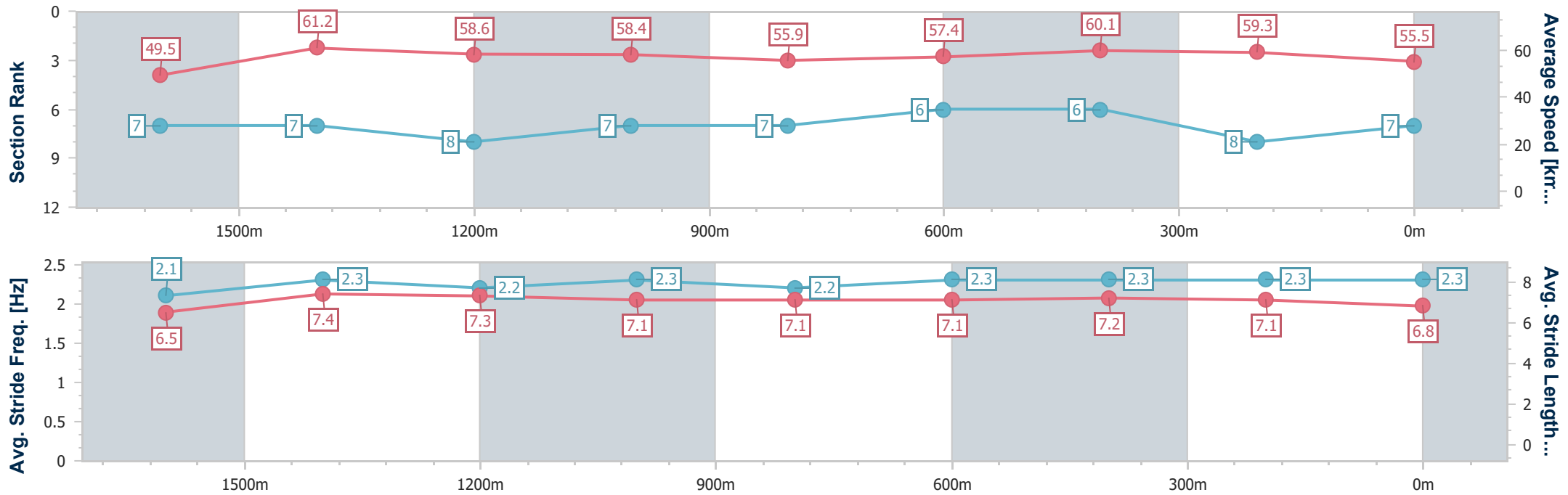
Race 1: VALE LES GEEVES Maiden Handicap - 1800m



17 January 2025 - 12:45

Track Rating: Good 4, Weather: Fine, Rail Position: +9m Entire

Section	Overall	1600m	1400m	1200m	1000m	800m	600m	400m	200m
Section Times	1:53.85 [7] (0:14.54)	1:39.31 [7] (0:11.78)	1:27.53 [7] (0:12.33)	1:15.20 [8] (0:12.32)	1:02.88 [7] (0:12.97)	0:49.91 [7] (0:12.70)	0:37.21 [6] (0:12.09)	0:25.12 [6] (0:12.13)	0:12.99 [8] (0:12.99)
Average Speed [km/h]	49.5	61.2	58.6	58.4	55.9	57.4	60.1	59.3	55.5
Top Speed [km/h]	60.2	62.9	62.2	59.5	59.3	60.3	61.3	61.3	57.0
Avg. Dist. to Rail [m]	2.9	0.8	1.3	1.9	2.2	2.2	1.6	1.0	0.2
Avg. Stride Freq. [Hz]	2.1	2.3	2.2	2.3	2.2	2.3	2.3	2.3	2.3
Avg. Stride Length [m]	6.5	7.4	7.3	7.1	7.1	7.1	7.2	7.1	6.8



- [] Ranking at each section and finish
- .-.- No data available at this section
- NA No data available



Horse/Jockey Name	Air Of Authority
Final Rank	8
Fastest Section Time (Section)	0:11.62 (1600m)
Top Speed [km/h] (Section)	64.0 (Overall)
Race State	Finished



Sunshine Coast QLD Professional

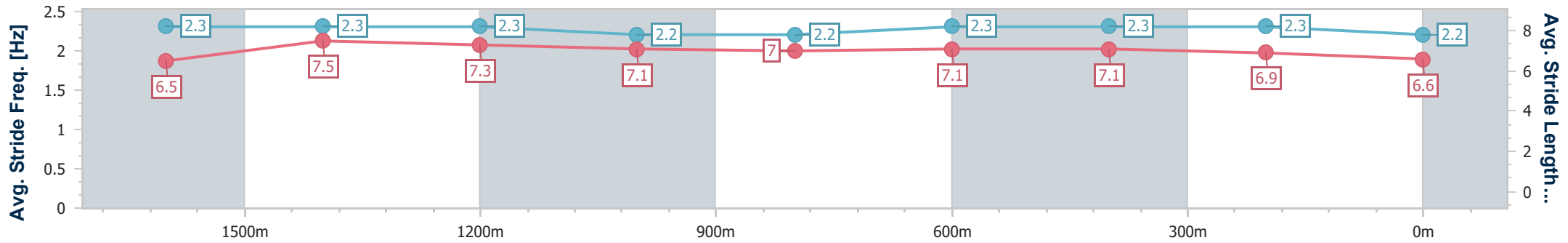
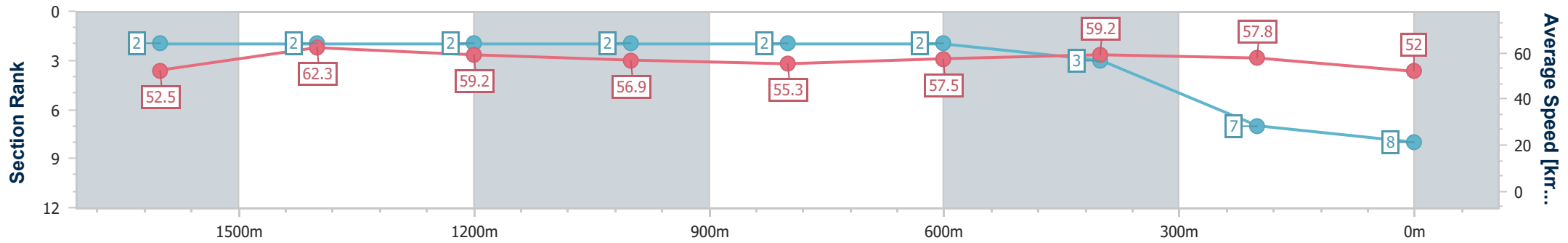
Race 1: VALE LES GEEVES Maiden Handicap - 1800m



17 January 2025 - 12:45

Track Rating: Good 4, Weather: Fine, Rail Position: +9m Entire

Section	Overall	1600m	1400m	1200m	1000m	800m	600m	400m	200m			
Section Times	1:54.59 [8] (0:13.80)	1:40.79 [2] (0:11.62)	1:29.17 [2] (0:12.22)	1:16.95 [2] (0:12.72)	1:04.23 [2] (0:13.08)	0:51.15 [2] (0:12.60)	0:38.55 [2] (0:12.21)	0:26.34 [3] (0:12.48)	0:13.86 [7] (0:13.86)			
Average Speed [km/h]	52.5	62.3	59.2	56.9	55.3	57.5	59.2	57.8	52.0			
Top Speed [km/h]	64.0	63.2	60.6	57.8	56.2	59.2	60.6	59.0	55.5			
Avg. Dist. to Rail [m]	3.3	1.6	2.1	2.6	2.3	1.2	1.0	2.7	2.3			
Avg. Stride Freq. [Hz]	2.3	2.3	2.3	2.2	2.2	2.3	2.3	2.3	2.2			
Avg. Stride Length [m]	6.5	7.5	7.3	7.1	7.0	7.1	7.1	6.9	6.6			



- [] Ranking at each section and finish
- .-.- No data available at this section
- NA No data available



Horse/Jockey Name	Justanother Hungee
Final Rank	9
Fastest Section Time (Section)	0:11.76 (1600m)
Top Speed [km/h] (Section)	62.5 (1600m)
Race State	Finished



Sunshine Coast QLD Professional

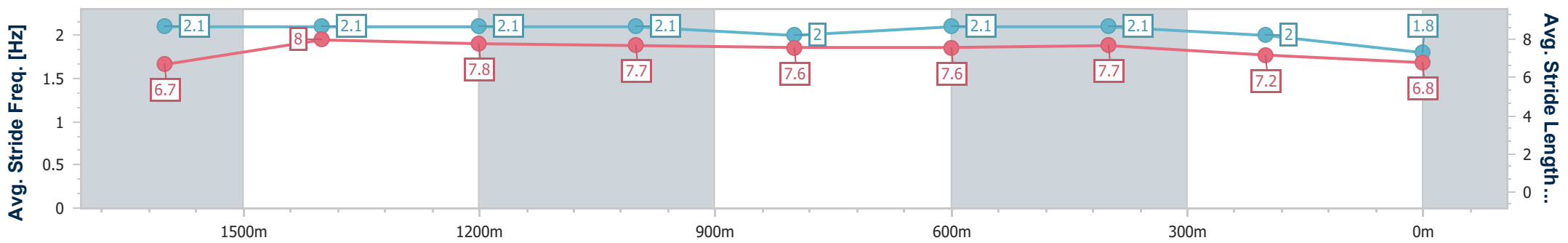
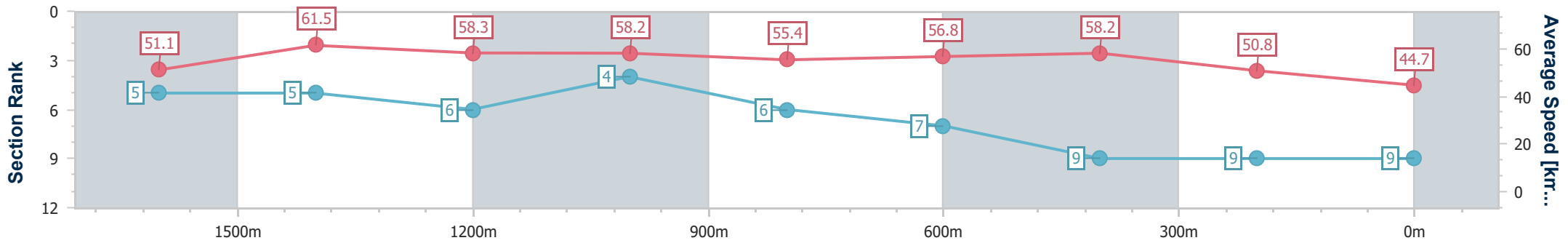
Race 1: VALE LES GEEVES Maiden Handicap - 1800m



17 January 2025 - 12:45

Track Rating: Good 4, Weather: Fine, Rail Position: +9m Entire

Section	Overall	1600m	1400m	1200m	1000m	800m	600m	400m	200m
Section Times	1:59.65 [9] (0:14.18)	1:45.47 [5] (0:11.76)	1:33.71 [5] (0:12.41)	1:21.30 [6] (0:12.40)	1:08.90 [4] (0:13.16)	0:55.74 [6] (0:12.88)	0:42.86 [7] (0:12.57)	0:30.29 [9] (0:14.22)	0:16.07 [9] (0:16.07)
Average Speed [km/h]	51.1	61.5	58.3	58.2	55.4	56.8	58.2	50.8	44.7
Top Speed [km/h]	62.4	62.5	61.4	59.5	58.6	58.2	59.5	55.6	46.7
Avg. Dist. to Rail [m]	5.1	1.4	2.7	3.4	3.6	3.1	2.7	3.1	3.1
Avg. Stride Freq. [Hz]	2.1	2.1	2.1	2.1	2.0	2.1	2.1	2.0	1.8
Avg. Stride Length [m]	6.7	8.0	7.8	7.7	7.6	7.6	7.7	7.2	6.8



- [] Ranking at each section and finish
- .-.- No data available at this section
- NA No data available



Sunshine Coast QLD Professional

Race 2: STANLEY RIVER THOROUGHBREDS BENCHMARK 58 Handicap - 1800m



17 January 2025 - 13:21

Track Rating: Good 4, Weather: Fine, Rail Position: +9m Entire

Section		Overall	1600m	1400m	1200m	1000m	800m	600m	Last 600m				
Field Times		1:51.16 (0:13.80)	1:37.36 (0:11.43)	1:25.93 (0:12.12)	1:13.81 (0:12.52)	1:01.29 (0:13.01)	0:48.28 (0:12.62)	0:35.66 (0:11.74)	0:35.66				
Rank	TAB Horse/Jockey	Barrier	Top Speed [km/h]	Fastest Section									Distance Travelled [m]
1	5 MEDICAL AUTOCRAT Jasper Franklin	1	63.4 1600m	0:11.48 400m	1:51.16 [1] (0:13.90)	1:37.26 [3] (0:11.53)	1:25.73 [3] (0:12.25)	1:13.48 [3] (0:12.55)	1:00.93 [3] (0:13.09)	0:47.84 [4] (0:12.62)	0:35.22 [3] (0:11.81)	0:35.22	
2	9 REEL WILD Jake Bayliss	4	65.0 400m	0:11.23 400m	1:51.31 [2] (0:14.20)	1:37.11 [5] (0:11.54)	1:25.57 [5] (0:12.09)	1:13.48 [5] (0:12.53)	1:00.95 [5] (0:13.02)	0:47.93 [5] (0:12.75)	0:35.18 [5] (0:11.84)	0:35.18	+6
3	7 HEREDITARY Boris Thornton	8	65.9 400m	0:11.06 400m	1:51.37 [3] (0:14.48)	1:36.89 [9] (0:11.84)	1:25.05 [11] (0:12.17)	1:12.88 [11] (0:12.50)	1:00.38 [11] (0:13.06)	0:47.32 [11] (0:12.60)	0:34.72 [11] (0:11.84)	0:34.72	+11
4	1 ARIZONA DREAMING Rob Thorburn	2	64.2 400m	0:11.37 400m	1:51.38 [4] (0:13.87)	1:37.51 [2] (0:11.51)	1:26.00 [2] (0:12.14)	1:13.86 [2] (0:12.52)	1:01.34 [2] (0:13.00)	0:48.34 [2] (0:12.80)	0:35.54 [2] (0:11.98)	0:35.54	+8
5	3 OUR ORATOR Jace McMurray	9	64.3 400m	0:11.34 400m	1:51.67 [5] (0:14.55)	1:37.12 [10] (0:11.55)	1:25.57 [10] (0:12.11)	1:13.46 [8] (0:12.50)	1:00.96 [8] (0:13.05)	0:47.91 [8] (0:12.60)	0:35.31 [9] (0:11.93)	0:35.31	+10
6	6 ACES UP Samantha Collett	3	64.0 400m	0:11.42 400m	1:51.81 [6] (0:14.36)	1:37.45 [8] (0:11.44)	1:26.01 [7] (0:12.18)	1:13.83 [7] (0:12.55)	1:01.28 [7] (0:13.06)	0:48.22 [6] (0:12.58)	0:35.64 [6] (0:11.92)	0:35.64	+0
7	13 NITROGLYCERINE Mark Du Plessis	6	63.5 400m	0:11.50 1600m	1:52.27 [7] (0:14.56)	1:37.71 [11] (0:11.50)	1:26.21 [9] (0:12.16)	1:14.05 [9] (0:12.56)	1:01.49 [10] (0:13.03)	0:48.46 [9] (0:12.59)	0:35.87 [10] (0:12.03)	0:35.87	+5
8	10 BOLD TYRANT Georgina Cartwright	10	64.3 Overall	0:11.43 1600m	1:52.31 [8] (0:13.80)	1:38.51 [1] (0:11.43)	1:27.08 [1] (0:12.12)	1:14.96 [1] (0:12.52)	1:02.44 [1] (0:13.01)	0:49.43 [1] (0:12.62)	0:36.81 [1] (0:11.74)	0:36.81	+3
9	2 CONNECTICUT Corey Sutherland	11	64.0 1600m	0:11.53 1600m	1:52.86 [9] (0:14.04)	1:38.82 [4] (0:11.53)	1:27.29 [4] (0:12.20)	1:15.09 [4] (0:12.50)	1:02.59 [4] (0:13.03)	0:49.56 [3] (0:12.68)	0:36.88 [4] (0:12.20)	0:36.88	+13
10	11 CASH ARTIST Micheal Hellyer	5	62.5 1600m	0:11.72 1600m	1:53.54 [10] (0:14.32)	1:39.22 [7] (0:11.72)	1:27.50 [8] (0:12.26)	1:15.24 [10] (0:12.47)	1:02.77 [9] (0:13.07)	0:49.70 [10] (0:12.50)	0:37.20 [8] (0:12.18)	0:37.20	+11

Scratched: Blueprint (#8), Magadan (#4)

[] Ranking at each section and finish
 -:-:- No data available at this section
 NA No data available

SCN Saddle cloth number
 DNF Did not finish
 DNT Did not track



Sunshine Coast QLD Professional
Race 2: STANLEY RIVER THOROUGHBREDS BENCHMARK 58 Handicap
- 1800m
17 January 2025 - 13:21



Track Rating: Good 4, Weather: Fine, Rail Position: +9m Entire

Section		Overall	1600m	1400m	1200m	1000m	800m	600m	Last 600m				
Field Times		1:51.16 (0:13.80)	1:37.36 (0:11.43)	1:25.93 (0:12.12)	1:13.81 (0:12.52)	1:01.29 (0:13.01)	0:48.28 (0:12.62)	0:35.66 (0:11.74)	0:35.66				
Rank	TAB Horse/Jockey	Barrier	Top Speed [km/h]	Fastest Section					Distance Travelled [m]				
11	12 LOVEZELADYS	7	63.8	0:11.55	1:53.62 [11]	1:39.41 [6]	1:27.86 [6]	1:15.70 [6]	1:03.12 [6]	0:50.02 [7]	0:37.38 [7]	0:37.38	+13
	Minonette Kennedy		1600m	1600m	(0:14.21)	(0:11.55)	(0:12.16)	(0:12.58)	(0:13.10)	(0:12.64)	(0:12.26)		

Scratched: Blueprint (#8), Magadan (#4)

[] Ranking at each section and finish
 -:-:- No data available at this section
 NA No data available

SCN Saddle cloth number
 DNF Did not finish
 DNT Did not track



Sunshine Coast QLD Professional
Race 2: STANLEY RIVER THOROUGHBREDS BENCHMARK 58 Handicap
- 1800m

17 January 2025 - 13:21



Track Rating: Good 4, Weather: Fine, Rail Position: +9m Entire

Section				400m	200m			Last 600m		
Field Times				0:23.92 (0:11.95)	0:11.97 (0:11.97)			0:35.66		
Rank	TAB	Horse/Jockey	Barrier	Top Speed [km/h]	Fastest Section	Margin				Distance Travelled [m]
1	5	MEDICAL AUTOCRAT Jasper Franklin	1	63.4 1600m	0:11.48 400m	0:23.41 [2] (0:11.48)	0:11.93 [3] (0:11.93)	1:51.16		0:35.22
2	9	REEL WILD Jake Bayliss	4	65.0 400m	0:11.23 400m	0:23.34 [4] (0:11.23)	0:12.11 [2] (0:12.11)	0.8L		0:35.18 +6
3	7	HEREDITARY Boris Thornton	8	65.9 400m	0:11.06 400m	0:22.88 [9] (0:11.06)	0:11.82 [6] (0:11.82)	1L		0:34.72 +11
4	1	ARIZONA DREAMING Rob Thorburn	2	64.2 400m	0:11.37 400m	0:23.56 [3] (0:11.37)	0:12.19 [1] (0:12.19)	1.1L		0:35.54 +8
5	3	OUR ORATOR Jace McMurray	9	64.3 400m	0:11.34 400m	0:23.38 [7] (0:11.34)	0:12.04 [7] (0:12.04)	2.6L		0:35.31 +10
6	6	ACES UP Samantha Collett	3	64.0 400m	0:11.42 400m	0:23.72 [5] (0:11.42)	0:12.30 [5] (0:12.30)	3.4L		0:35.64 +0
7	13	NITROGLYCERINE Mark Du Plessis	6	63.5 400m	0:11.50 1600m	0:23.84 [8] (0:11.52)	0:12.32 [8] (0:12.32)	5.9L		0:35.87 +5
8	10	BOLD TYRANT Georgina Cartwright	10	64.3 Overall	0:11.43 1600m	0:25.07 [1] (0:12.09)	0:12.98 [4] (0:12.98)	6.1L		0:36.81 +3
9	2	CONNECTICUT Corey Sutherland	11	64.0 1600m	0:11.53 1600m	0:24.68 [6] (0:11.86)	0:12.82 [9] (0:12.82)	9.1L		0:36.88 +13
10	11	CASH ARTIST Micheal Hellyer	5	62.5 1600m	0:11.72 1600m	0:25.02 [11] (0:11.86)	0:13.16 [10] (0:13.16)	12.9L		0:37.20 +11

Scratched: Blueprint (#8), Magadan (#4)

[] Ranking at each section and finish
 -:-:- No data available at this section
 NA No data available

SCN Saddle cloth number
 DNF Did not finish
 DNT Did not track



Sunshine Coast QLD Professional
Race 2: STANLEY RIVER THOROUGHBREDS BENCHMARK 58 Handicap
- 1800m
17 January 2025 - 13:21



Track Rating: Good 4, Weather: Fine, Rail Position: +9m Entire

Section		400m	200m			Last 600m			
Field Times		0:23.92 (0:11.95)	0:11.97 (0:11.97)			0:35.66			
Rank	TAB Horse/Jockey	Barrier	Top Speed [km/h]	Fastest Section	Margin	Distance Travelled [m]			
11	12 LOVEZELADYS	7	63.8	0:11.55	0:25.12 [10]	0:13.09 [11]	13.2L	0:37.38	+13
	Minonette Kennedy		1600m	1600m	(0:12.03)	(0:13.09)			

Scratched: Blueprint (#8), Magadan (#4)

[] Ranking at each section and finish
 -:-:-:- No data available at this section
 NA No data available

SCN Saddle cloth number
 DNF Did not finish
 DNT Did not track



Horse/Jockey Name	Medical Autocrat
Final Rank	1
Fastest Section Time (Section)	0:11.48 (400m)
Top Speed [km/h] (Section)	63.4 (1600m)
Race State	Finished



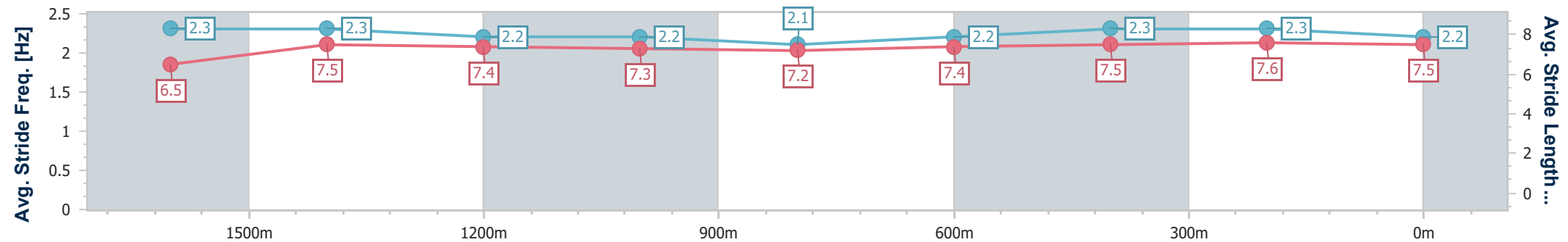
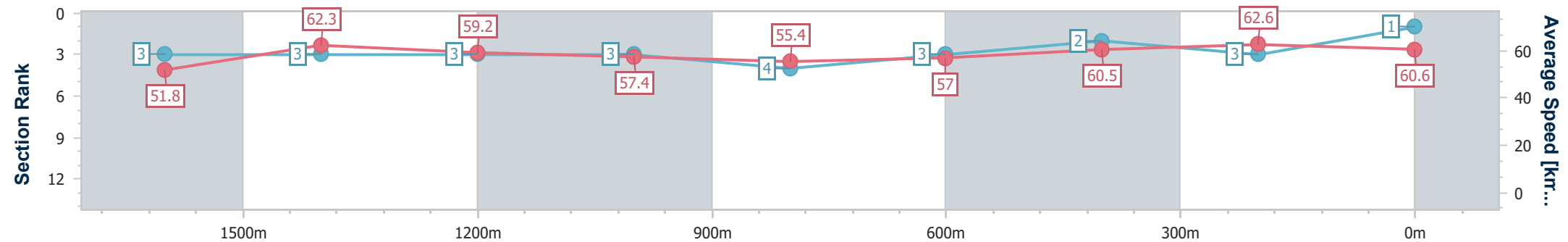
Sunshine Coast QLD Professional
 Race 2: STANLEY RIVER THOROUGHBREDS BENCHMARK 58
 Handicap - 1800m



17 January 2025 - 13:21

Track Rating: Good 4, Weather: Fine, Rail Position: +9m Entire

Section	Overall	1600m	1400m	1200m	1000m	800m	600m	400m	200m				
Section Times	1:51.16 [1] (0:13.90)	1:37.26 [3] (0:11.53)	1:25.73 [3] (0:12.25)	1:13.48 [3] (0:12.55)	1:00.93 [3] (0:13.09)	0:47.84 [4] (0:12.62)	0:35.22 [3] (0:11.81)	0:23.41 [2] (0:11.48)	0:11.93 [3] (0:11.93)				
Average Speed [km/h]	51.8	62.3	59.2	57.4	55.4	57.0	60.5	62.6	60.6				
Top Speed [km/h]	62.4	63.4	62.3	58.3	56.7	58.9	62.9	63.3	62.7				
Avg. Dist. to Rail [m]	0.9	1.1	2.4	3.0	1.9	0.9	1.2	1.4	2.6				
Avg. Stride Freq. [Hz]	2.3	2.3	2.2	2.2	2.1	2.2	2.3	2.3	2.2				
Avg. Stride Length [m]	6.5	7.5	7.4	7.3	7.2	7.4	7.5	7.6	7.5				



- [] Ranking at each section and finish
- .-.- No data available at this section
- NA No data available



Horse/Jockey Name	Reel Wild
Final Rank	2
Fastest Section Time (Section)	0:11.23 (400m)
Top Speed [km/h] (Section)	65.0 (400m)
Race State	Finished



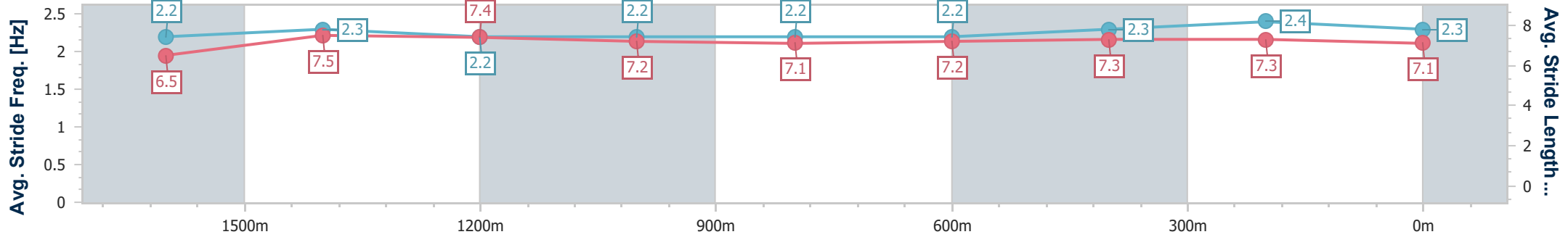
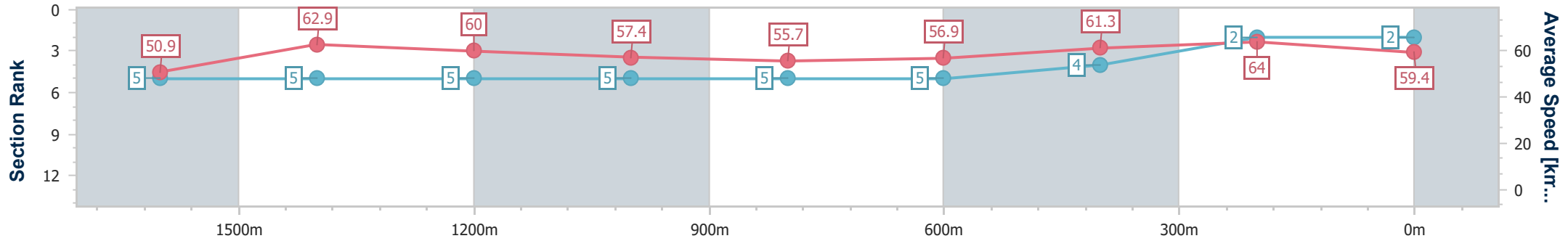
Sunshine Coast QLD Professional
Race 2: STANLEY RIVER THOROUGHBREDS BENCHMARK 58
Handicap - 1800m



17 January 2025 - 13:21

Track Rating: Good 4, Weather: Fine, Rail Position: +9m Entire

Section	Overall	1600m	1400m	1200m	1000m	800m	600m	400m	200m				
Section Times	1:51.31 [2] (0:14.20)	1:37.11 [5] (0:11.54)	1:25.57 [5] (0:12.09)	1:13.48 [5] (0:12.53)	1:00.95 [5] (0:13.02)	0:47.93 [5] (0:12.75)	0:35.18 [5] (0:11.84)	0:23.34 [4] (0:11.23)	0:12.11 [2] (0:12.11)				
Average Speed [km/h]	50.9	62.9	60.0	57.4	55.7	56.9	61.3	64.0	59.4				
Top Speed [km/h]	62.6	63.8	62.3	58.7	56.6	58.5	63.2	65.0	63.2				
Avg. Dist. to Rail [m]	3.1	2.5	2.4	2.7	2.2	1.3	1.1	3.1	6.1				
Avg. Stride Freq. [Hz]	2.2	2.3	2.2	2.2	2.2	2.2	2.3	2.4	2.3				
Avg. Stride Length [m]	6.5	7.5	7.4	7.2	7.1	7.2	7.3	7.3	7.1				



- [] Ranking at each section and finish
- .-.- No data available at this section
- NA No data available



Horse/Jockey Name	Hereditary
Final Rank	3
Fastest Section Time (Section)	0:11.06 (400m)
Top Speed [km/h] (Section)	65.9 (400m)
Race State	Finished



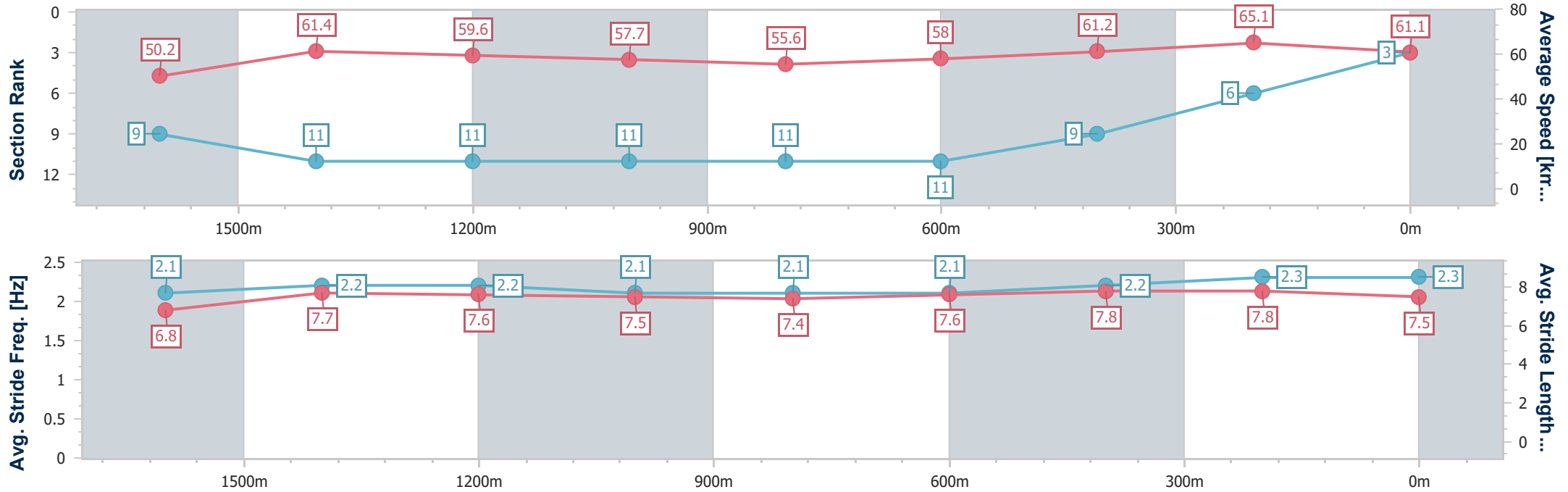
Sunshine Coast QLD Professional
Race 2: STANLEY RIVER THOROUGHBREDS BENCHMARK 58
Handicap - 1800m



17 January 2025 - 13:21

Track Rating: Good 4, Weather: Fine, Rail Position: +9m Entire

Section	Overall	1600m	1400m	1200m	1000m	800m	600m	400m	200m
Section Times	1:51.37 [3] (0:14.48)	1:36.89 [9] (0:11.84)	1:25.05 [11] (0:12.17)	1:12.88 [11] (0:12.50)	1:00.38 [11] (0:13.06)	0:47.32 [11] (0:12.60)	0:34.72 [11] (0:11.84)	0:22.88 [9] (0:11.06)	0:11.82 [6] (0:11.82)
Average Speed [km/h]	50.2	61.4	59.6	57.7	55.6	58.0	61.2	65.1	61.1
Top Speed [km/h]	61.0	62.9	61.7	58.6	58.0	60.0	64.2	65.9	64.3
Avg. Dist. to Rail [m]	5.4	3.3	2.7	3.3	2.9	2.6	1.9	4.0	7.8
Avg. Stride Freq. [Hz]	2.1	2.2	2.2	2.1	2.1	2.1	2.2	2.3	2.3
Avg. Stride Length [m]	6.8	7.7	7.6	7.5	7.4	7.6	7.8	7.8	7.5



- [] Ranking at each section and finish
- .-.- No data available at this section
- NA No data available



Horse/Jockey Name	Arizona Dreaming
Final Rank	4
Fastest Section Time (Section)	0:11.37 (400m)
Top Speed [km/h] (Section)	64.2 (400m)
Race State	Finished



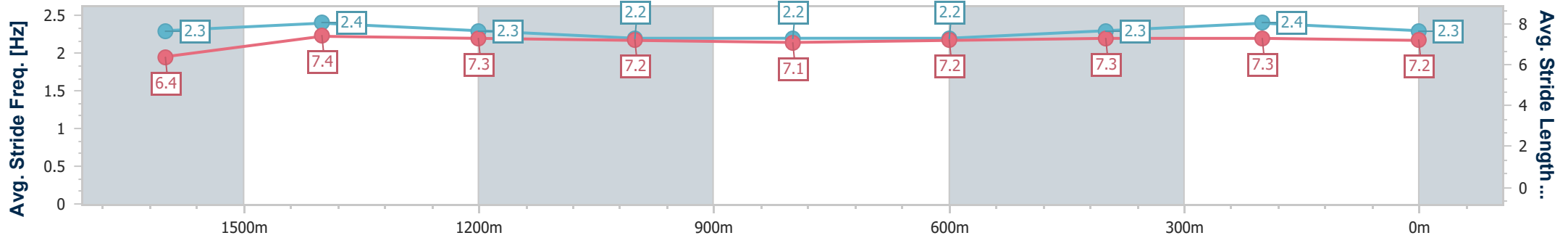
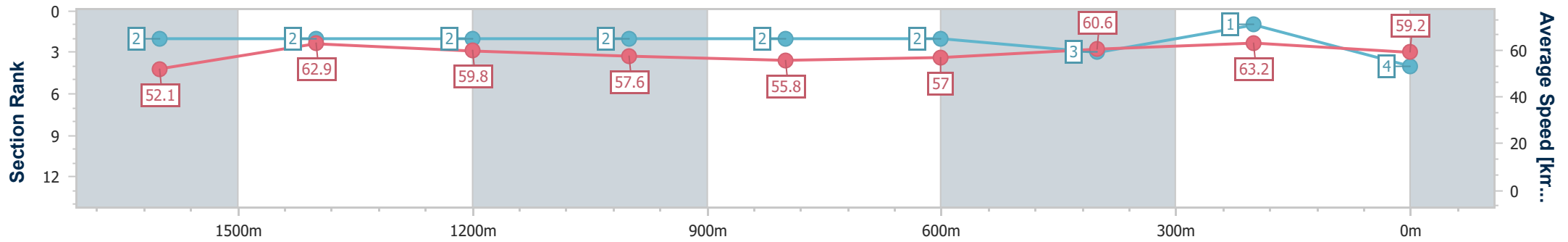
Sunshine Coast QLD Professional
Race 2: STANLEY RIVER THOROUGHBREDS BENCHMARK 58
Handicap - 1800m



17 January 2025 - 13:21

Track Rating: Good 4, Weather: Fine, Rail Position: +9m Entire

Section	Overall	1600m	1400m	1200m	1000m	800m	600m	400m	200m				
Section Times	1:51.38 [4] (0:13.87)	1:37.51 [2] (0:11.51)	1:26.00 [2] (0:12.14)	1:13.86 [2] (0:12.52)	1:01.34 [2] (0:13.00)	0:48.34 [2] (0:12.80)	0:35.54 [2] (0:11.98)	0:23.56 [3] (0:11.37)	0:12.19 [1] (0:12.19)				
Average Speed [km/h]	52.1	62.9	59.8	57.6	55.8	57.0	60.6	63.2	59.2				
Top Speed [km/h]	63.1	64.2	62.0	58.4	56.8	59.8	62.6	64.2	61.9				
Avg. Dist. to Rail [m]	1.2	2.8	3.3	3.4	2.8	2.1	1.2	3.8	5.4				
Avg. Stride Freq. [Hz]	2.3	2.4	2.3	2.2	2.2	2.2	2.3	2.4	2.3				
Avg. Stride Length [m]	6.4	7.4	7.3	7.2	7.1	7.2	7.3	7.3	7.2				



- [] Ranking at each section and finish
- .-.- No data available at this section
- NA No data available



Horse/Jockey Name	Our Orator
Final Rank	5
Fastest Section Time (Section)	0:11.34 (400m)
Top Speed [km/h] (Section)	64.3 (400m)
Race State	Finished



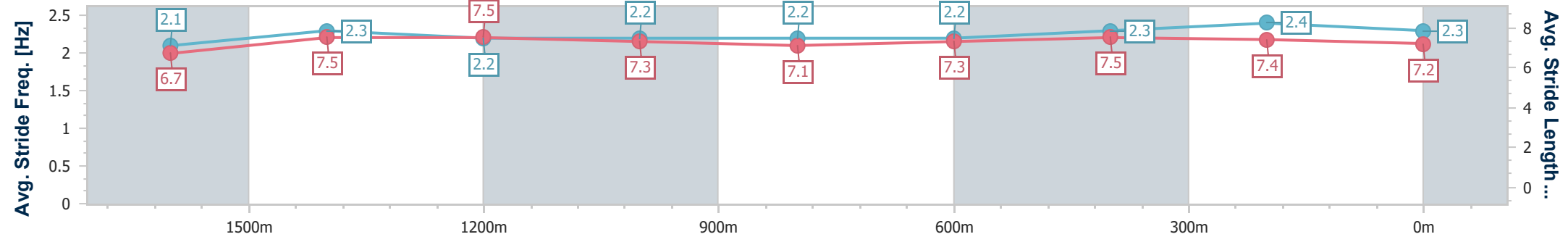
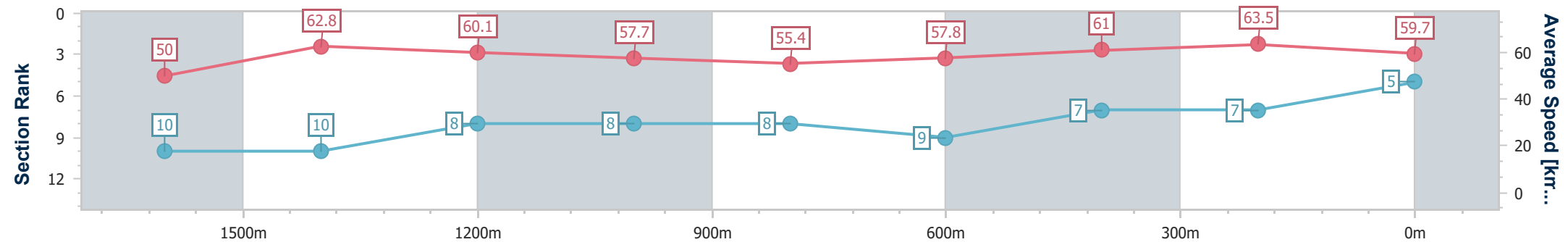
Sunshine Coast QLD Professional
Race 2: STANLEY RIVER THOROUGHBREDS BENCHMARK 58
Handicap - 1800m



17 January 2025 - 13:21

Track Rating: Good 4, Weather: Fine, Rail Position: +9m Entire

Section	Overall	1600m	1400m	1200m	1000m	800m	600m	400m	200m				
Section Times	1:51.67 [5] (0:14.55)	1:37.12 [10] (0:11.55)	1:25.57 [10] (0:12.11)	1:13.46 [8] (0:12.50)	1:00.96 [8] (0:13.05)	0:47.91 [8] (0:12.60)	0:35.31 [9] (0:11.93)	0:23.38 [7] (0:11.34)	0:12.04 [7] (0:12.04)				
Average Speed [km/h]	50.0	62.8	60.1	57.7	55.4	57.8	61.0	63.5	59.7				
Top Speed [km/h]	62.6	64.2	62.1	58.5	57.7	59.4	62.3	64.3	63.2				
Avg. Dist. to Rail [m]	6.6	3.0	2.8	3.5	2.9	2.0	1.5	5.2	7.0				
Avg. Stride Freq. [Hz]	2.1	2.3	2.2	2.2	2.2	2.2	2.3	2.4	2.3				
Avg. Stride Length [m]	6.7	7.5	7.5	7.3	7.1	7.3	7.5	7.4	7.2				



- [] Ranking at each section and finish
- .-.- No data available at this section
- NA No data available



Horse/Jockey Name	Aces Up
Final Rank	6
Fastest Section Time (Section)	0:11.42 (400m)
Top Speed [km/h] (Section)	64.0 (400m)
Race State	Finished



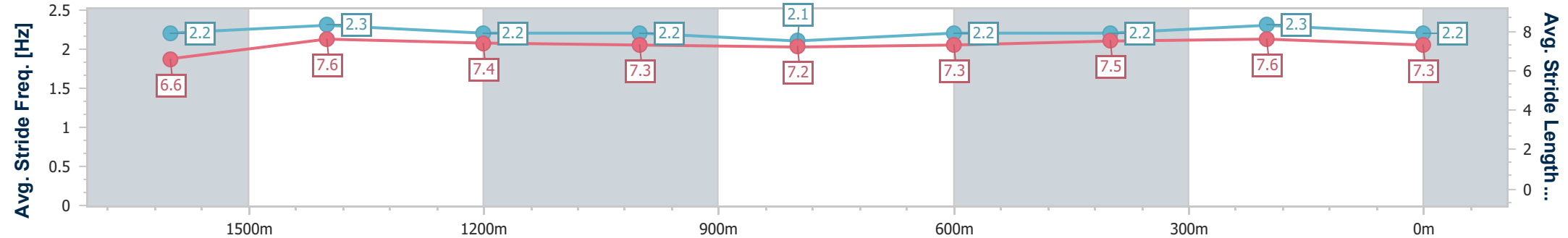
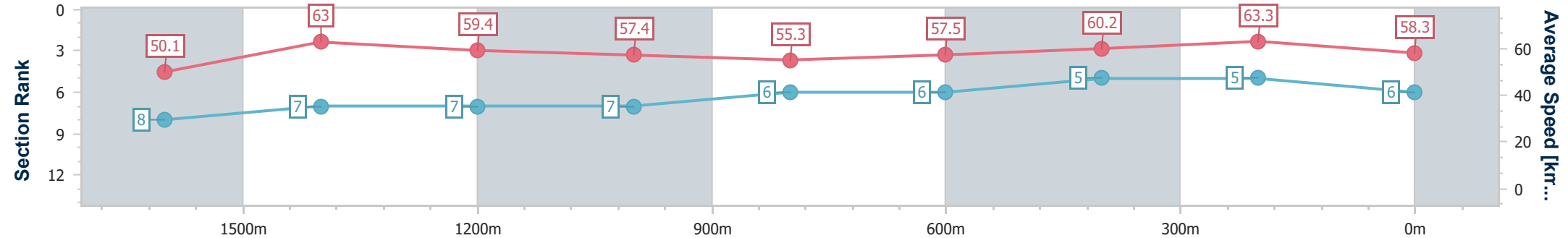
Sunshine Coast QLD Professional
 Race 2: STANLEY RIVER THOROUGHBREDS BENCHMARK 58
 Handicap - 1800m



17 January 2025 - 13:21

Track Rating: Good 4, Weather: Fine, Rail Position: +9m Entire

Section	Overall	1600m	1400m	1200m	1000m	800m	600m	400m	200m				
Section Times	1:51.81 [6] (0:14.36)	1:37.45 [8] (0:11.44)	1:26.01 [7] (0:12.18)	1:13.83 [7] (0:12.55)	1:01.28 [7] (0:13.06)	0:48.22 [6] (0:12.58)	0:35.64 [6] (0:11.92)	0:23.72 [5] (0:11.42)	0:12.30 [5] (0:12.30)				
Average Speed [km/h]	50.1	63.0	59.4	57.4	55.3	57.5	60.2	63.3	58.3				
Top Speed [km/h]	62.7	63.9	62.5	58.0	56.8	58.8	61.9	64.0	62.2				
Avg. Dist. to Rail [m]	1.2	0.7	1.5	1.7	1.4	0.5	0.4	2.6	3.2				
Avg. Stride Freq. [Hz]	2.2	2.3	2.2	2.2	2.1	2.2	2.2	2.3	2.2				
Avg. Stride Length [m]	6.6	7.6	7.4	7.3	7.2	7.3	7.5	7.6	7.3				



- [] Ranking at each section and finish
- .-.- No data available at this section
- NA No data available



Horse/Jockey Name	Nitroglycerine
Final Rank	7
Fastest Section Time (Section)	0:11.50 (1600m)
Top Speed [km/h] (Section)	63.5 (400m)
Race State	Finished



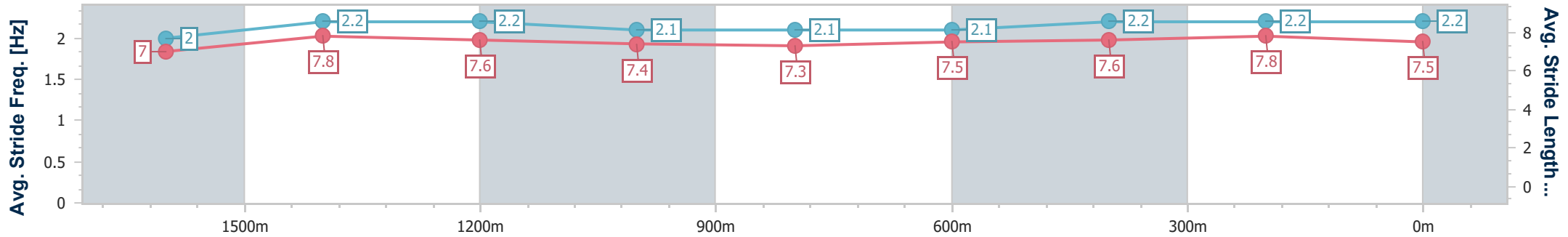
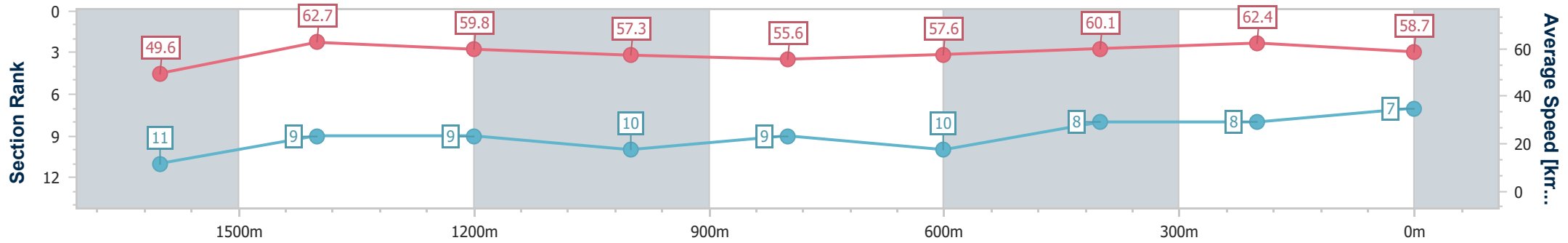
Sunshine Coast QLD Professional
 Race 2: STANLEY RIVER THOROUGHBREDS BENCHMARK 58
 Handicap - 1800m



17 January 2025 - 13:21

Track Rating: Good 4, Weather: Fine, Rail Position: +9m Entire

Section	Overall	1600m	1400m	1200m	1000m	800m	600m	400m	200m				
Section Times	1:52.27 [7] (0:14.56)	1:37.71 [11] (0:11.50)	1:26.21 [9] (0:12.16)	1:14.05 [9] (0:12.56)	1:01.49 [10] (0:13.03)	0:48.46 [9] (0:12.59)	0:35.87 [10] (0:12.03)	0:23.84 [8] (0:11.52)	0:12.32 [8] (0:12.32)				
Average Speed [km/h]	49.6	62.7	59.8	57.3	55.6	57.6	60.1	62.4	58.7				
Top Speed [km/h]	62.8	63.3	62.4	58.7	57.8	58.4	61.3	63.5	61.2				
Avg. Dist. to Rail [m]	3.5	1.5	2.3	2.9	2.4	1.2	0.5	1.2	3.1				
Avg. Stride Freq. [Hz]	2.0	2.2	2.2	2.1	2.1	2.1	2.2	2.2	2.2				
Avg. Stride Length [m]	7.0	7.8	7.6	7.4	7.3	7.5	7.6	7.8	7.5				



- [] Ranking at each section and finish
- .-.- No data available at this section
- NA No data available



Horse/Jockey Name	Bold Tyrant
Final Rank	8
Fastest Section Time (Section)	0:11.43 (1600m)
Top Speed [km/h] (Section)	64.3 (Overall)
Race State	Finished



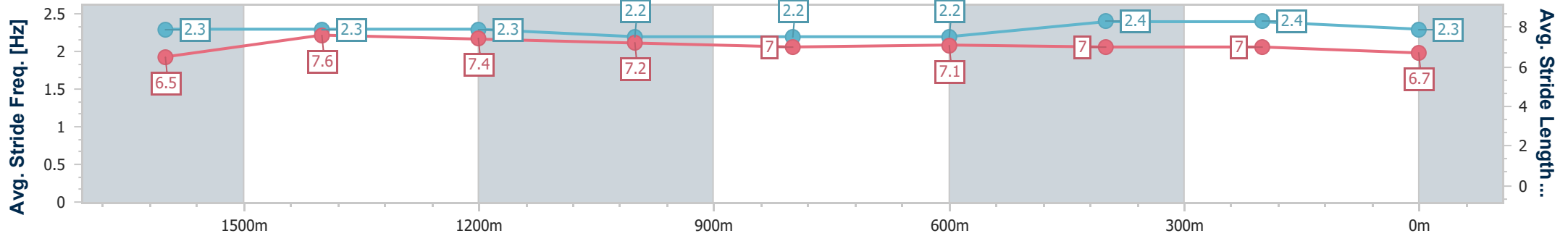
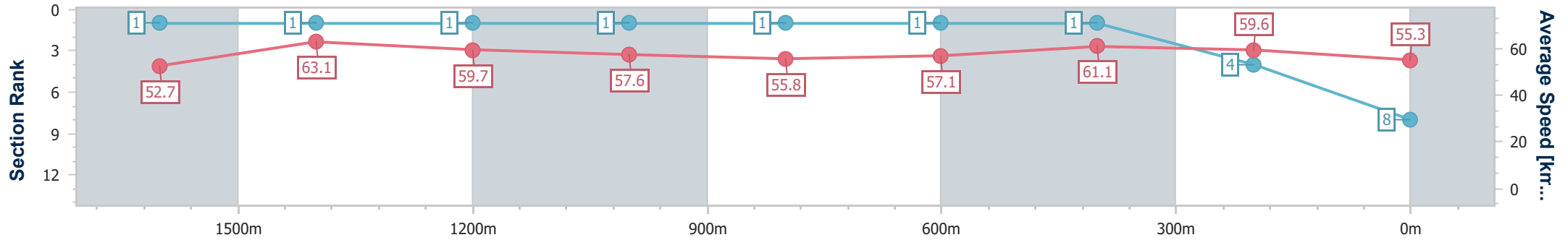
Sunshine Coast QLD Professional
 Race 2: STANLEY RIVER THOROUGHBREDS BENCHMARK 58
 Handicap - 1800m



17 January 2025 - 13:21

Track Rating: Good 4, Weather: Fine, Rail Position: +9m Entire

Section	Overall	1600m	1400m	1200m	1000m	800m	600m	400m	200m
Section Times	1:52.31 [8] (0:13.80)	1:38.51 [1] (0:11.43)	1:27.08 [1] (0:12.12)	1:14.96 [1] (0:12.52)	1:02.44 [1] (0:13.01)	0:49.43 [1] (0:12.62)	0:36.81 [1] (0:11.74)	0:25.07 [1] (0:12.09)	0:12.98 [4] (0:12.98)
Average Speed [km/h]	52.7	63.1	59.7	57.6	55.8	57.1	61.1	59.6	55.3
Top Speed [km/h]	64.3	63.7	61.7	58.3	56.6	58.9	62.0	61.6	58.3
Avg. Dist. to Rail [m]	7.0	1.4	1.8	2.6	2.2	0.7	0.4	0.4	0.4
Avg. Stride Freq. [Hz]	2.3	2.3	2.3	2.2	2.2	2.2	2.4	2.4	2.3
Avg. Stride Length [m]	6.5	7.6	7.4	7.2	7.0	7.1	7.0	7.0	6.7



- [] Ranking at each section and finish
- .-.- No data available at this section
- NA No data available



Horse/Jockey Name	Connecticut
Final Rank	9
Fastest Section Time (Section)	0:11.53 (1600m)
Top Speed [km/h] (Section)	64.0 (1600m)
Race State	Finished



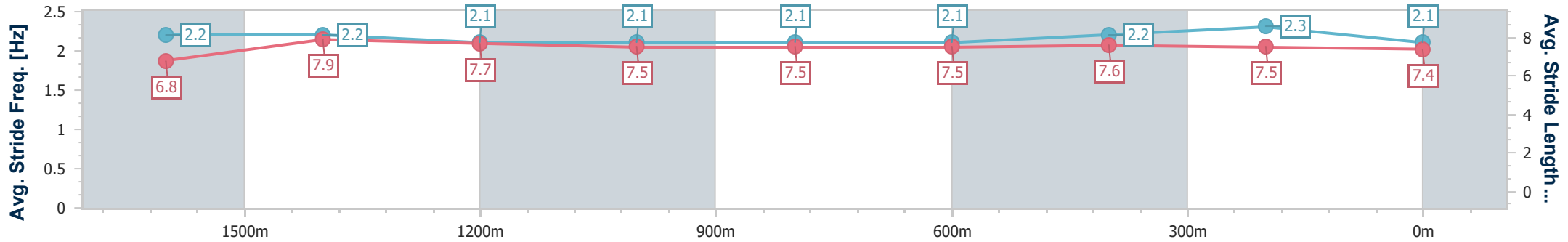
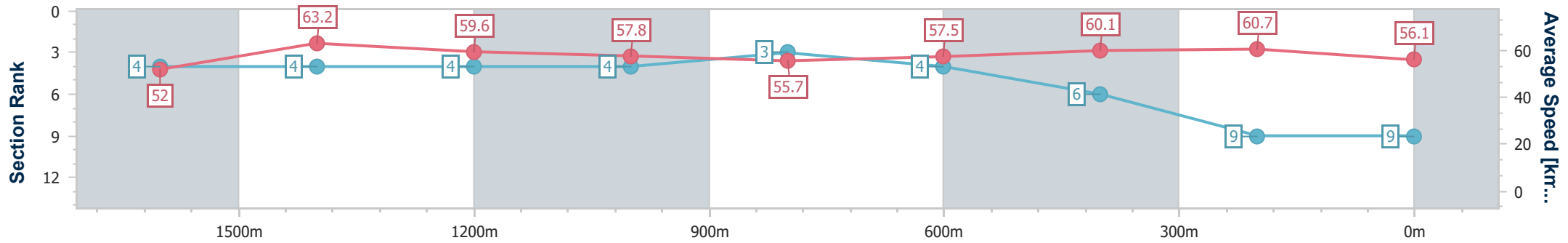
Sunshine Coast QLD Professional
 Race 2: STANLEY RIVER THOROUGHBREDS BENCHMARK 58
 Handicap - 1800m



17 January 2025 - 13:21

Track Rating: Good 4, Weather: Fine, Rail Position: +9m Entire

Section	Overall	1600m	1400m	1200m	1000m	800m	600m	400m	200m			
Section Times	1:52.86 [9] (0:14.04)	1:38.82 [4] (0:11.53)	1:27.29 [4] (0:12.20)	1:15.09 [4] (0:12.50)	1:02.59 [4] (0:13.03)	0:49.56 [3] (0:12.68)	0:36.88 [4] (0:12.20)	0:24.68 [6] (0:11.86)	0:12.82 [9] (0:12.82)			
Average Speed [km/h]	52.0	63.2	59.6	57.8	55.7	57.5	60.1	60.7	56.1			
Top Speed [km/h]	63.8	64.0	61.8	58.4	56.7	59.3	61.0	61.7	59.4			
Avg. Dist. to Rail [m]	8.5	3.9	3.9	3.8	3.1	2.2	3.1	6.4	5.7			
Avg. Stride Freq. [Hz]	2.2	2.2	2.1	2.1	2.1	2.1	2.2	2.3	2.1			
Avg. Stride Length [m]	6.8	7.9	7.7	7.5	7.5	7.5	7.6	7.5	7.4			



- [] Ranking at each section and finish
- .-.- No data available at this section
- NA No data available



Horse/Jockey Name	Cash Artist
Final Rank	10
Fastest Section Time (Section)	0:11.72 (1600m)
Top Speed [km/h] (Section)	62.5 (1600m)
Race State	Finished



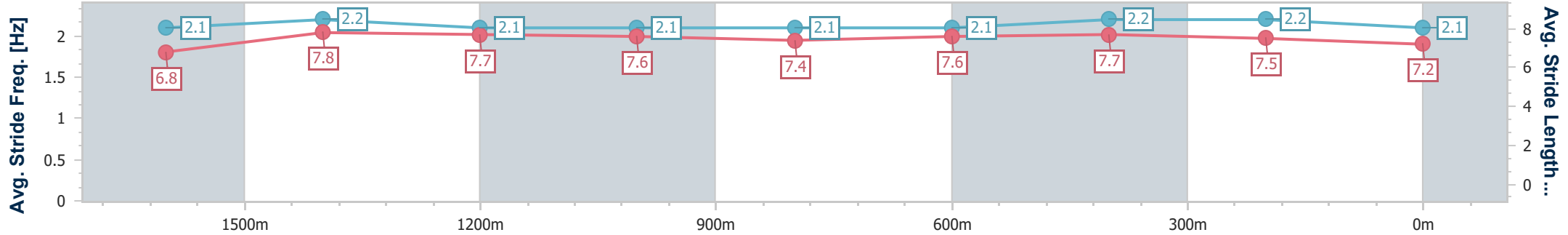
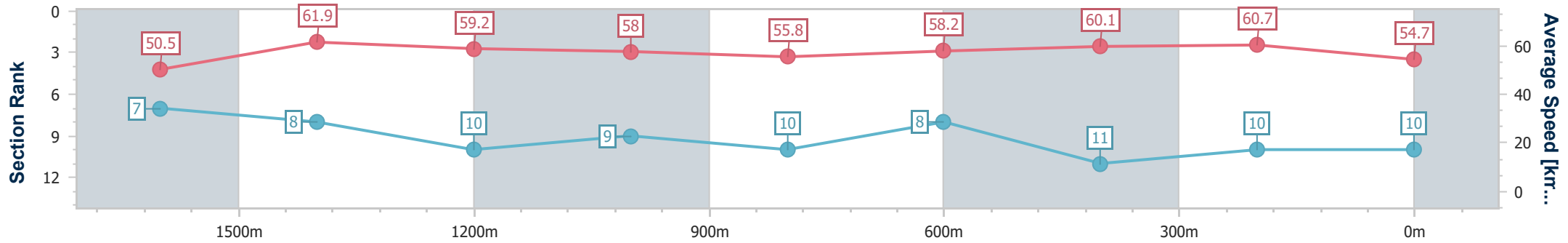
Sunshine Coast QLD Professional
 Race 2: STANLEY RIVER THOROUGHBREDS BENCHMARK 58
 Handicap - 1800m



17 January 2025 - 13:21

Track Rating: Good 4, Weather: Fine, Rail Position: +9m Entire

Section	Overall	1600m	1400m	1200m	1000m	800m	600m	400m	200m			
Section Times	1:53.54 [10] (0:14.32)	1:39.22 [7] (0:11.72)	1:27.50 [8] (0:12.26)	1:15.24 [10] (0:12.47)	1:02.77 [9] (0:13.07)	0:49.70 [10] (0:12.50)	0:37.20 [8] (0:12.18)	0:25.02 [11] (0:11.86)	0:13.16 [10] (0:13.16)			
Average Speed [km/h]	50.5	61.9	59.2	58.0	55.8	58.2	60.1	60.7	54.7			
Top Speed [km/h]	61.8	62.5	61.7	58.7	58.0	59.5	61.4	61.8	59.0			
Avg. Dist. to Rail [m]	3.5	2.8	3.8	4.0	3.9	2.0	2.8	6.3	4.5			
Avg. Stride Freq. [Hz]	2.1	2.2	2.1	2.1	2.1	2.1	2.2	2.2	2.1			
Avg. Stride Length [m]	6.8	7.8	7.7	7.6	7.4	7.6	7.7	7.5	7.2			



- [] Ranking at each section and finish
- .-.- No data available at this section
- NA No data available



Horse/Jockey Name	Lovezeladys
Final Rank	11
Fastest Section Time (Section)	0:11.55 (1600m)
Top Speed [km/h] (Section)	63.8 (1600m)
Race State	Finished



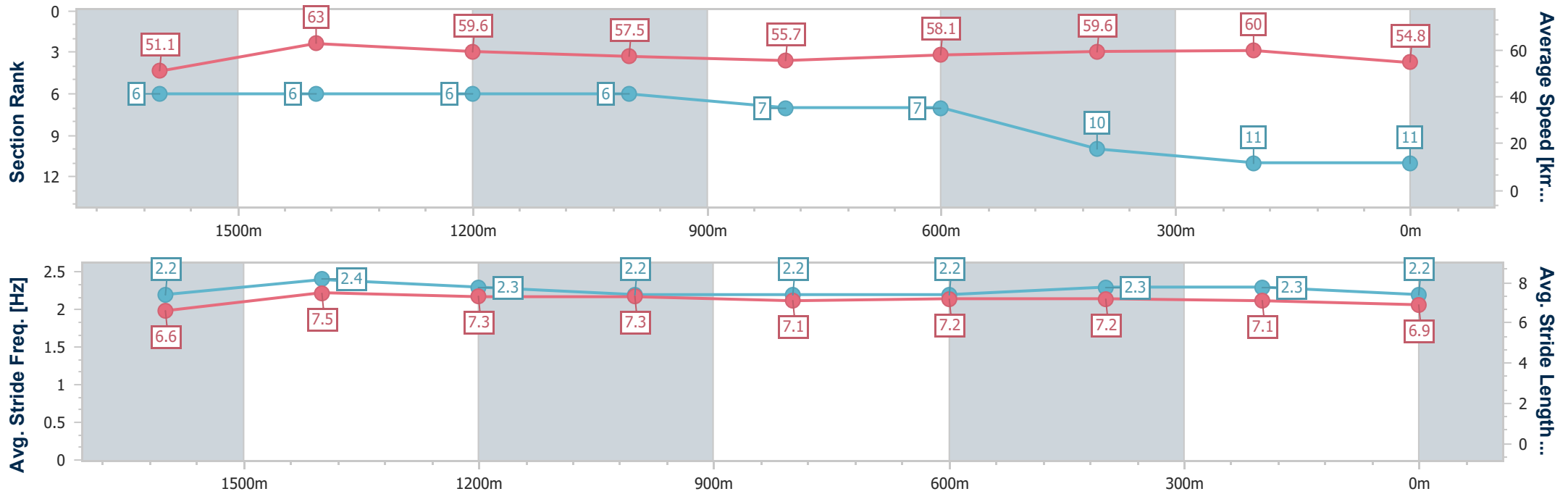
Sunshine Coast QLD Professional
 Race 2: STANLEY RIVER THOROUGHBREDS BENCHMARK 58
 Handicap - 1800m



17 January 2025 - 13:21

Track Rating: Good 4, Weather: Fine, Rail Position: +9m Entire

Section	Overall	1600m	1400m	1200m	1000m	800m	600m	400m	200m				
Section Times	1:53.62 [11] (0:14.21)	1:39.41 [6] (0:11.55)	1:27.86 [6] (0:12.16)	1:15.70 [6] (0:12.58)	1:03.12 [6] (0:13.10)	0:50.02 [7] (0:12.64)	0:37.38 [7] (0:12.26)	0:25.12 [10] (0:12.03)	0:13.09 [11] (0:13.09)				
Average Speed [km/h]	51.1	63.0	59.6	57.5	55.7	58.1	59.6	60.0	54.8				
Top Speed [km/h]	61.7	63.8	62.3	57.9	57.1	59.1	60.4	61.2	58.2				
Avg. Dist. to Rail [m]	4.2	3.7	3.3	4.6	4.1	3.3	2.6	4.9	2.5				
Avg. Stride Freq. [Hz]	2.2	2.4	2.3	2.2	2.2	2.2	2.3	2.3	2.2				
Avg. Stride Length [m]	6.6	7.5	7.3	7.3	7.1	7.2	7.2	7.1	6.9				



- [] Ranking at each section and finish
- .-.- No data available at this section
- NA No data available



Sunshine Coast QLD Professional
Race 3: PERREN & PENNY PLUMBING QTIS Three-Year-Old Maiden
Handicap - 1000m
17 January 2025 - 13:57



Track Rating: Good 4, Weather: Fine, Rail Position: +9m Entire

Section											Last 600m		
Field Times		Overall	800m	600m	400m	200m						0:33.95	
		0:58.07 (0:13.26)	0:44.81 (0:10.86)	0:33.95 (0:11.08)	0:22.87 (0:11.40)	0:11.47 (0:11.47)							
Rank	TAB	Horse/Jockey	Barrier	Top Speed [km/h]	Fastest Section						Margin	Distance Travelled [m]	
1	7	JUST PRECIOUS Jace McMurray	1	68.6 Overall	0:10.81 400m	0:58.07 [1] (0:13.73)	0:44.34 [9] (0:10.89)	0:33.45 [5] (0:11.17)	0:22.28 [5] (0:10.81)	0:11.47 [1] (0:11.47)	0:58.07	0:33.45	
2	10	OOHLALOUVRE Jake Bayliss	2	67.3 800m	0:10.90 800m	0:58.20 [2] (0:13.52)	0:44.68 [4] (0:10.90)	0:33.78 [3] (0:11.22)	0:22.56 [4] (0:11.03)	0:11.53 [3] (0:11.53)	0.8L	0:33.78	+1
3	12	QUERIDA Jag Guthmann-Chester	10	68.5 800m	0:10.90 800m	0:58.67 [3] (0:13.89)	0:44.78 [10] (0:10.90)	0:33.88 [9] (0:11.20)	0:22.68 [9] (0:10.94)	0:11.74 [6] (0:11.74)	3.3L	0:33.88	+0
4	9	AYE EYE BOOM Samantha Collett	9	67.8 800m	0:10.95 800m	0:58.88 [4] (0:13.29)	0:45.59 [2] (0:10.95)	0:34.64 [2] (0:11.14)	0:23.50 [2] (0:11.26)	0:12.24 [2] (0:12.24)	4.6L	0:34.64	+4
5	14	PETITE PIERA Mark Du Plessis	4	67.5 Overall	0:10.90 800m	0:59.27 [5] (0:13.73)	0:45.54 [8] (0:10.90)	0:34.64 [6] (0:11.26)	0:23.38 [6] (0:11.17)	0:12.21 [7] (0:12.21)	6.9L	0:34.64	+5
6	16	FULL STRENGTH Nathan Thomas	7	66.8 800m	0:11.03 800m	0:59.52 [6] (0:13.62)	0:45.90 [5] (0:11.03)	0:34.87 [7] (0:11.28)	0:23.59 [7] (0:11.28)	0:12.31 [8] (0:12.31)	8.2L	0:34.87	+6
7	4	UPTURN Ryan Curatolo	3	67.3 800m	0:10.94 800m	0:59.59 [7] (0:13.52)	0:46.07 [3] (0:10.94)	0:35.13 [4] (0:11.11)	0:24.02 [3] (0:11.22)	0:12.80 [4] (0:12.80)	8.5L	0:35.13	+3
8	13	DESERT LEGEND Jim Byrne	6	68.3 Overall	0:10.86 800m	0:59.91 [8] (0:13.26)	0:46.65 [1] (0:10.86)	0:35.79 [1] (0:11.08)	0:24.71 [1] (0:11.61)	0:13.10 [5] (0:13.10)	10.3L	0:35.79	-1
9	8	NANTERRE Michael Cahill	8	68.1 800m	0:11.05 800m	1:00.01 [9] (0:13.64)	0:46.37 [6] (0:11.05)	0:35.32 [8] (0:11.27)	0:24.05 [8] (0:11.37)	0:12.68 [9] (0:12.68)	10.7L	0:35.32	+8
10	6	JUDY JETSON Georgina Cartwright	11	66.6 800m	0:11.11 800m	1:00.75 [10] (0:13.72)	0:47.03 [7] (0:11.11)	0:35.92 [10] (0:11.29)	0:24.63 [10] (0:11.51)	0:13.12 [10] (0:13.12)	15L	0:35.92	+7

Scratched: Zouchase (#15), Haney (#3), Busker (#1), Ready To Ignite (#2), Heavy Reign (#5), Queen Of Ssorts (#11), Invisible Target (#17)



Horse/Jockey Name	Just Precious
Final Rank	1
Fastest Section Time (Section)	0:10.81 (400m)
Top Speed [km/h] (Section)	68.6 (Overall)
Race State	Finished



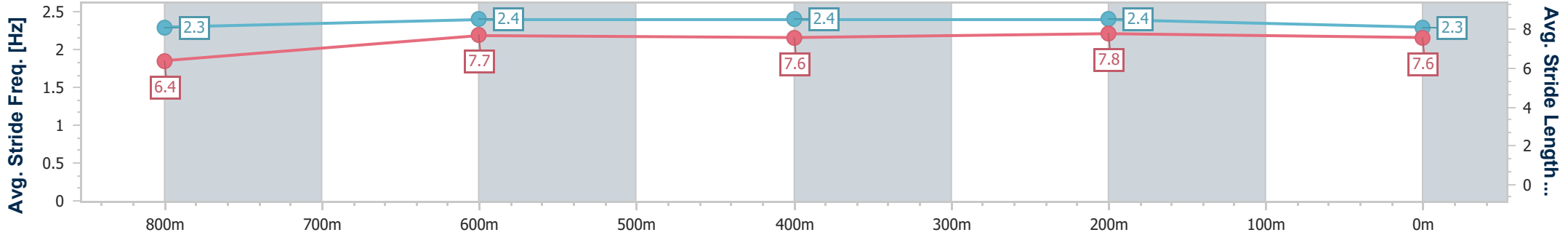
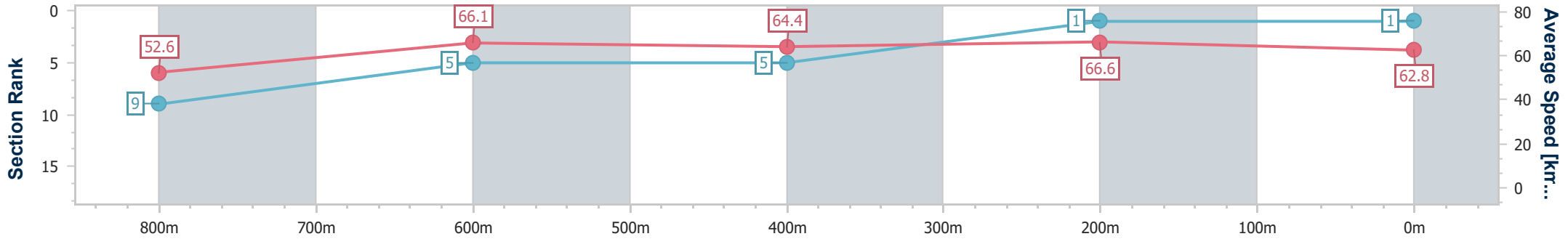
Sunshine Coast QLD Professional
 Race 3: PERREN & PENNY PLUMBING QTIS Three-Year-Old
 Maiden Handicap - 1000m



17 January 2025 - 13:57

Track Rating: Good 4, Weather: Fine, Rail Position: +9m Entire

Section	Overall	800m	600m	400m	200m
Section Times	0:58.07 [1] (0:13.73)	0:44.34 [9] (0:10.89)	0:33.45 [5] (0:11.17)	0:22.28 [5] (0:10.81)	0:11.47 [1] (0:11.47)
Average Speed [km/h]	52.6	66.1	64.4	66.6	62.8
Top Speed [km/h]	68.6	68.6	66.1	67.2	66.2
Avg. Dist. to Rail [m]	0.8	0.5	0.6	4.7	3.3
Avg. Stride Freq. [Hz]	2.3	2.4	2.4	2.4	2.3
Avg. Stride Length [m]	6.4	7.7	7.6	7.8	7.6



- [] Ranking at each section and finish
- .-.- No data available at this section
- NA No data available



Horse/Jockey Name	Oohlalouvre
Final Rank	2
Fastest Section Time (Section)	0:10.90 (800m)
Top Speed [km/h] (Section)	67.3 (800m)
Race State	Finished



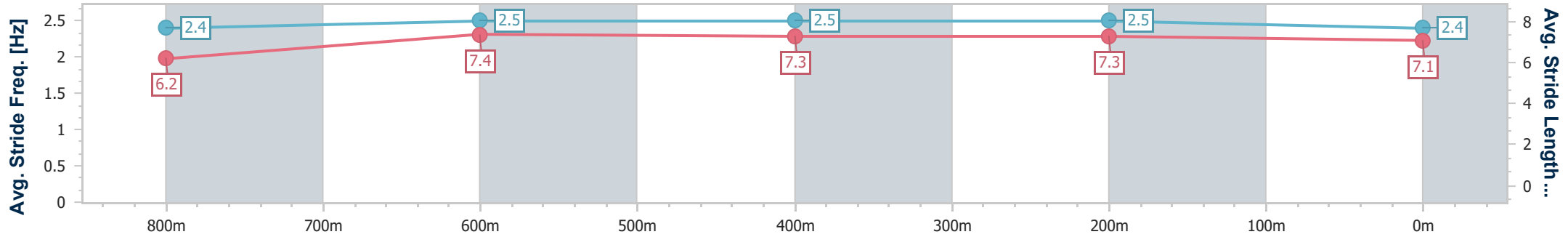
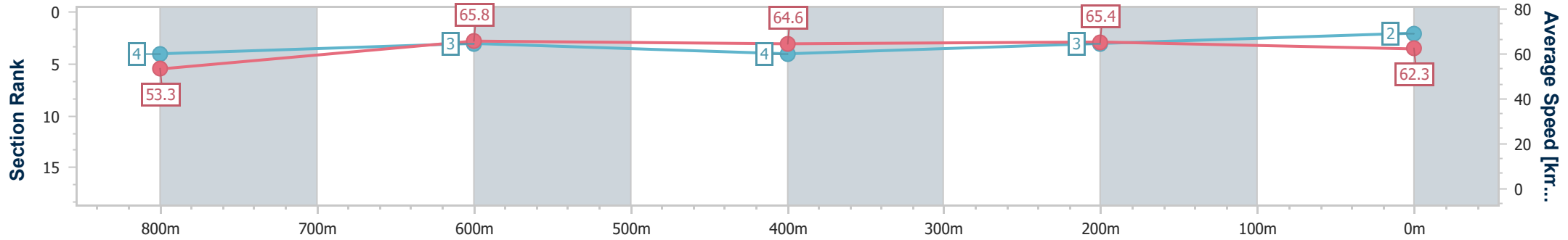
Sunshine Coast QLD Professional
 Race 3: PERREN & PENNY PLUMBING QTIS Three-Year-Old
 Maiden Handicap - 1000m



17 January 2025 - 13:57

Track Rating: Good 4, Weather: Fine, Rail Position: +9m Entire

Section	Overall	800m	600m	400m	200m
Section Times	0:58.20 [2] (0:13.52)	0:44.68 [4] (0:10.90)	0:33.78 [3] (0:11.22)	0:22.56 [4] (0:11.03)	0:11.53 [3] (0:11.53)
Average Speed [km/h]	53.3	65.8	64.6	65.4	62.3
Top Speed [km/h]	67.2	67.3	66.1	66.4	65.5
Avg. Dist. to Rail [m]	1.4	0.5	0.9	2.0	2.1
Avg. Stride Freq. [Hz]	2.4	2.5	2.5	2.5	2.4
Avg. Stride Length [m]	6.2	7.4	7.3	7.3	7.1



- [] Ranking at each section and finish
- .-.- No data available at this section
- NA No data available



Horse/Jockey Name	Querida
Final Rank	3
Fastest Section Time (Section)	0:10.90 (800m)
Top Speed [km/h] (Section)	68.5 (800m)
Race State	Finished



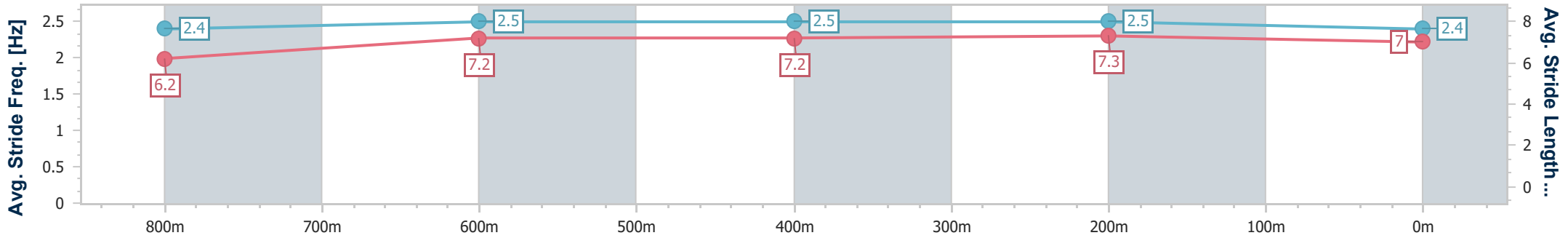
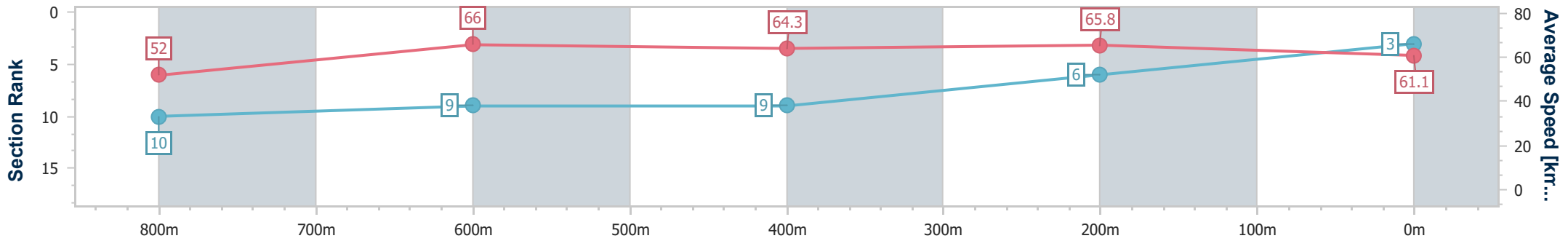
Sunshine Coast QLD Professional
 Race 3: PERREN & PENNY PLUMBING QTIS Three-Year-Old
 Maiden Handicap - 1000m



17 January 2025 - 13:57

Track Rating: Good 4, Weather: Fine, Rail Position: +9m Entire

Section	Overall	800m	600m	400m	200m
Section Times	0:58.67 [3] (0:13.89)	0:44.78 [10] (0:10.90)	0:33.88 [9] (0:11.20)	0:22.68 [9] (0:10.94)	0:11.74 [6] (0:11.74)
Average Speed [km/h]	52.0	66.0	64.3	65.8	61.1
Top Speed [km/h]	67.8	68.5	65.4	66.8	64.0
Avg. Dist. to Rail [m]	5.9	0.7	0.5	3.5	3.4
Avg. Stride Freq. [Hz]	2.4	2.5	2.5	2.5	2.4
Avg. Stride Length [m]	6.2	7.2	7.2	7.3	7.0



- [] Ranking at each section and finish
- .-.- No data available at this section
- NA No data available



Horse/Jockey Name	Aye Eye Boom
Final Rank	4
Fastest Section Time (Section)	0:10.95 (800m)
Top Speed [km/h] (Section)	67.8 (800m)
Race State	Finished



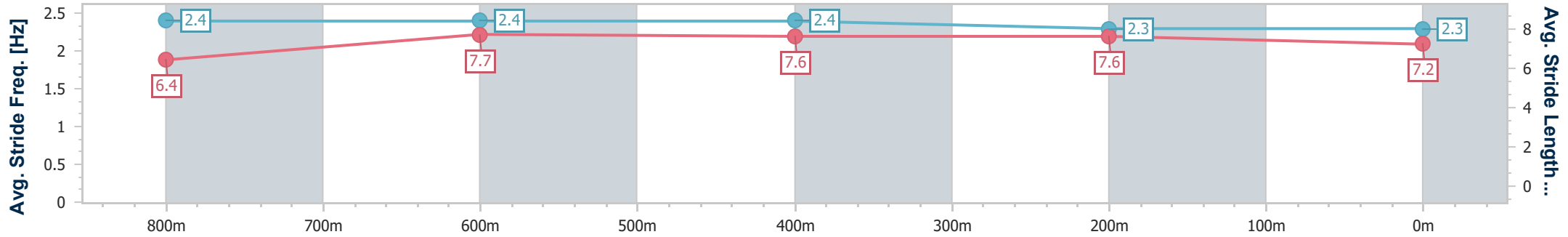
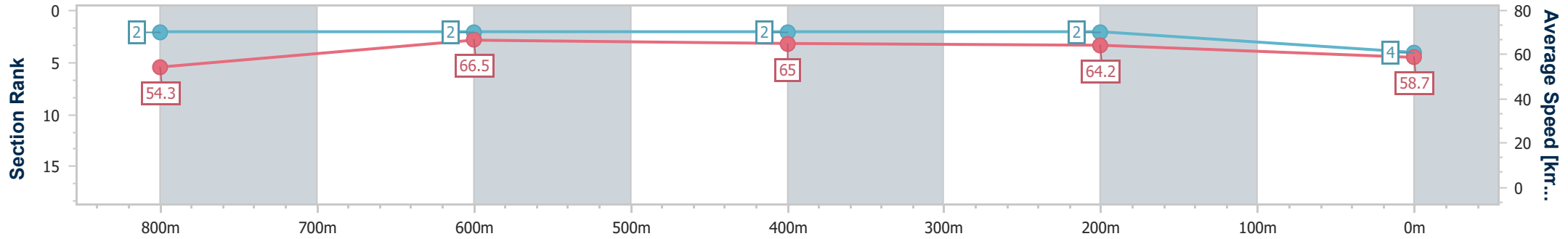
Sunshine Coast QLD Professional
 Race 3: PERREN & PENNY PLUMBING QTIS Three-Year-Old
 Maiden Handicap - 1000m



17 January 2025 - 13:57

Track Rating: Good 4, Weather: Fine, Rail Position: +9m Entire

Section	Overall	800m	600m	400m	200m
Section Times	0:58.88 [4] (0:13.29)	0:45.59 [2] (0:10.95)	0:34.64 [2] (0:11.14)	0:23.50 [2] (0:11.26)	0:12.24 [2] (0:12.24)
Average Speed [km/h]	54.3	66.5	65.0	64.2	58.7
Top Speed [km/h]	67.6	67.8	66.9	65.2	62.1
Avg. Dist. to Rail [m]	6.9	2.6	1.5	2.9	1.7
Avg. Stride Freq. [Hz]	2.4	2.4	2.4	2.3	2.3
Avg. Stride Length [m]	6.4	7.7	7.6	7.6	7.2



- [] Ranking at each section and finish
- .-.- No data available at this section
- NA No data available



Horse/Jockey Name	Petite Piera
Final Rank	5
Fastest Section Time (Section)	0:10.90 (800m)
Top Speed [km/h] (Section)	67.5 (Overall)
Race State	Finished



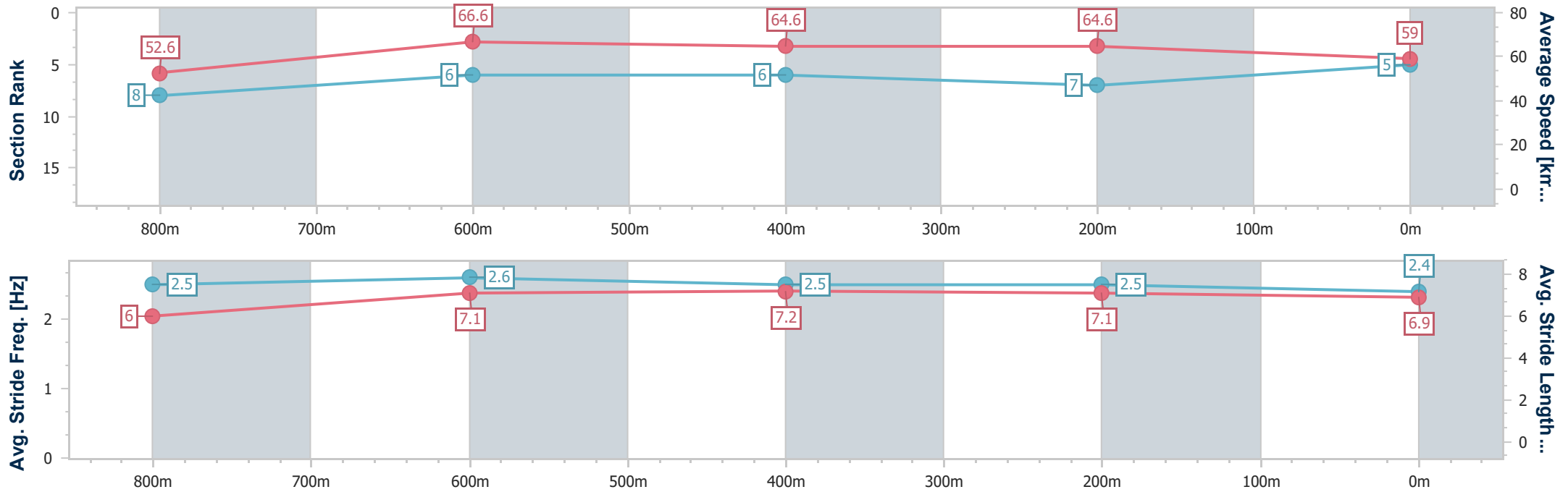
Sunshine Coast QLD Professional
 Race 3: PERREN & PENNY PLUMBING QTIS Three-Year-Old
 Maiden Handicap - 1000m



17 January 2025 - 13:57

Track Rating: Good 4, Weather: Fine, Rail Position: +9m Entire

Section	Overall	800m	600m	400m	200m
Section Times	0:59.27 [5] (0:13.73)	0:45.54 [8] (0:10.90)	0:34.64 [6] (0:11.26)	0:23.38 [6] (0:11.17)	0:12.21 [7] (0:12.21)
Average Speed [km/h]	52.6	66.6	64.6	64.6	59.0
Top Speed [km/h]	67.5	67.4	65.4	65.6	62.8
Avg. Dist. to Rail [m]	4.0	2.4	2.0	4.4	4.4
Avg. Stride Freq. [Hz]	2.5	2.6	2.5	2.5	2.4
Avg. Stride Length [m]	6.0	7.1	7.2	7.1	6.9



- [] Ranking at each section and finish
- .-.- No data available at this section
- NA No data available



Horse/Jockey Name	Full Strength
Final Rank	6
Fastest Section Time (Section)	0:11.03 (800m)
Top Speed [km/h] (Section)	66.8 (800m)
Race State	Finished



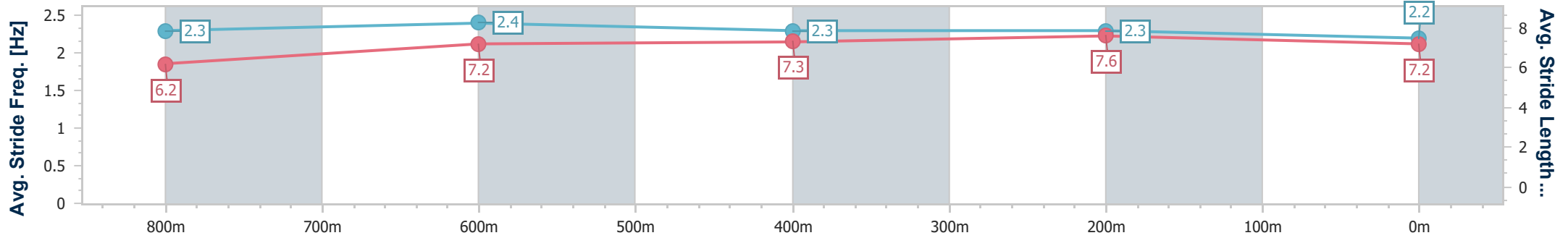
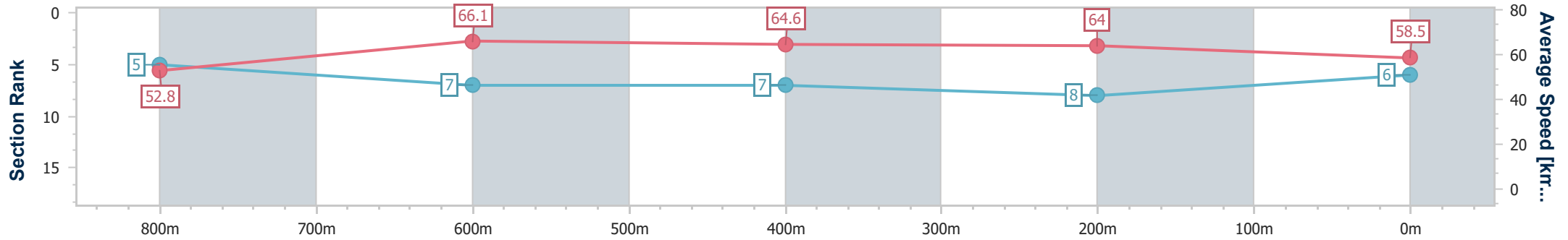
Sunshine Coast QLD Professional
 Race 3: PERREN & PENNY PLUMBING QTIS Three-Year-Old
 Maiden Handicap - 1000m



17 January 2025 - 13:57

Track Rating: Good 4, Weather: Fine, Rail Position: +9m Entire

Section	Overall	800m	600m	400m	200m
Section Times	0:59.52 [6] (0:13.62)	0:45.90 [5] (0:11.03)	0:34.87 [7] (0:11.28)	0:23.59 [7] (0:11.28)	0:12.31 [8] (0:12.31)
Average Speed [km/h]	52.8	66.1	64.6	64.0	58.5
Top Speed [km/h]	66.6	66.8	65.6	65.0	62.2
Avg. Dist. to Rail [m]	5.5	3.4	2.4	5.6	5.6
Avg. Stride Freq. [Hz]	2.3	2.4	2.3	2.3	2.2
Avg. Stride Length [m]	6.2	7.2	7.3	7.6	7.2



- [] Ranking at each section and finish
- .-.- No data available at this section
- NA No data available



Horse/Jockey Name	Upturn
Final Rank	7
Fastest Section Time (Section)	0:10.94 (800m)
Top Speed [km/h] (Section)	67.3 (800m)
Race State	Finished



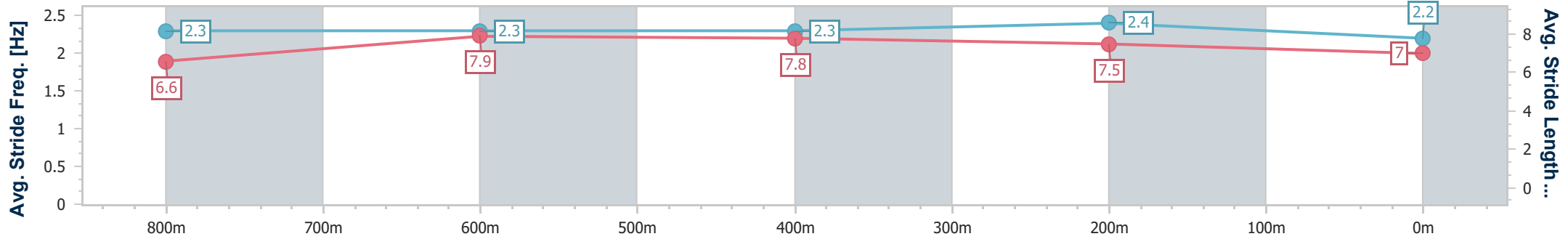
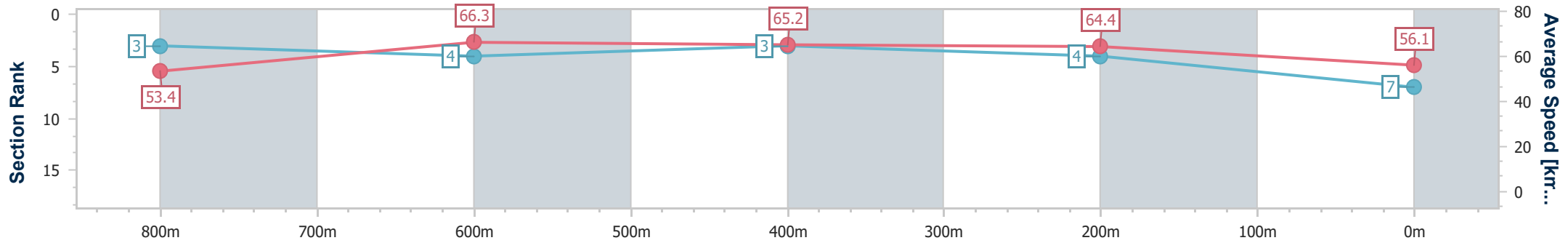
Sunshine Coast QLD Professional
 Race 3: PERREN & PENNY PLUMBING QTIS Three-Year-Old
 Maiden Handicap - 1000m



17 January 2025 - 13:57

Track Rating: Good 4, Weather: Fine, Rail Position: +9m Entire

Section	Overall	800m	600m	400m	200m
Section Times	0:59.59 [7] (0:13.52)	0:46.07 [3] (0:10.94)	0:35.13 [4] (0:11.11)	0:24.02 [3] (0:11.22)	0:12.80 [4] (0:12.80)
Average Speed [km/h]	53.4	66.3	65.2	64.4	56.1
Top Speed [km/h]	67.1	67.3	65.8	65.7	61.2
Avg. Dist. to Rail [m]	3.3	2.3	1.3	2.7	3.5
Avg. Stride Freq. [Hz]	2.3	2.3	2.3	2.4	2.2
Avg. Stride Length [m]	6.6	7.9	7.8	7.5	7.0



- [] Ranking at each section and finish
- .-.- No data available at this section
- NA No data available



Horse/Jockey Name	Desert Legend
Final Rank	8
Fastest Section Time (Section)	0:10.86 (800m)
Top Speed [km/h] (Section)	68.3 (Overall)
Race State	Finished



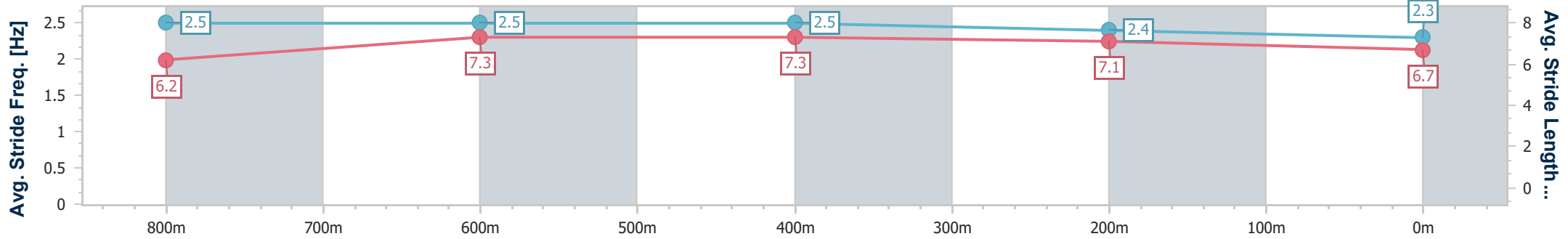
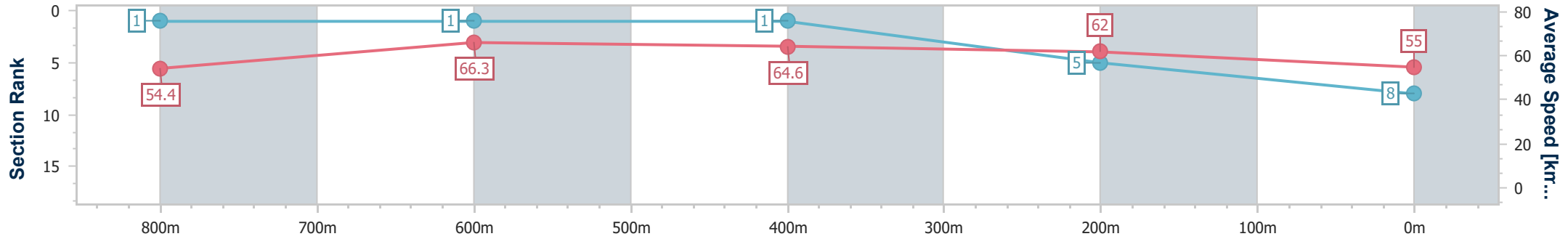
Sunshine Coast QLD Professional
 Race 3: PERREN & PENNY PLUMBING QTIS Three-Year-Old
 Maiden Handicap - 1000m



17 January 2025 - 13:57

Track Rating: Good 4, Weather: Fine, Rail Position: +9m Entire

Section	Overall	800m	600m	400m	200m
Section Times	0:59.91 [8] (0:13.26)	0:46.65 [1] (0:10.86)	0:35.79 [1] (0:11.08)	0:24.71 [1] (0:11.61)	0:13.10 [5] (0:13.10)
Average Speed [km/h]	54.4	66.3	64.6	62.0	55.0
Top Speed [km/h]	68.3	67.5	65.6	64.0	58.9
Avg. Dist. to Rail [m]	4.4	0.9	1.4	0.4	0.2
Avg. Stride Freq. [Hz]	2.5	2.5	2.5	2.4	2.3
Avg. Stride Length [m]	6.2	7.3	7.3	7.1	6.7



- [] Ranking at each section and finish
- .-.- No data available at this section
- NA No data available



Horse/Jockey Name	Nanterre
Final Rank	9
Fastest Section Time (Section)	0:11.05 (800m)
Top Speed [km/h] (Section)	68.1 (800m)
Race State	Finished



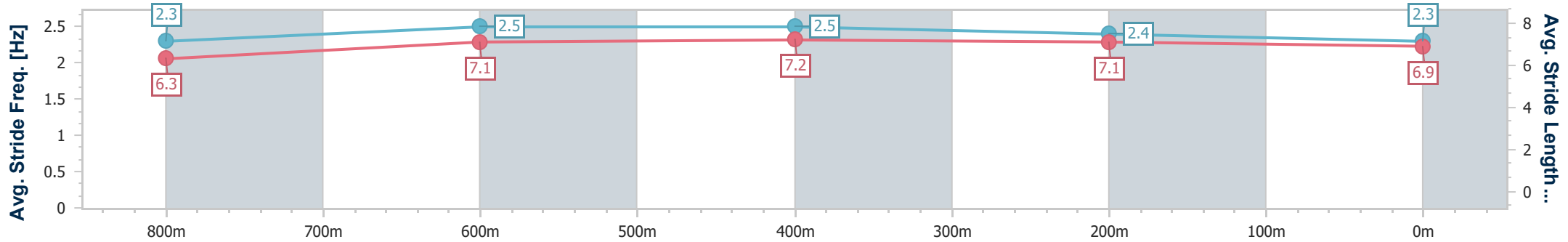
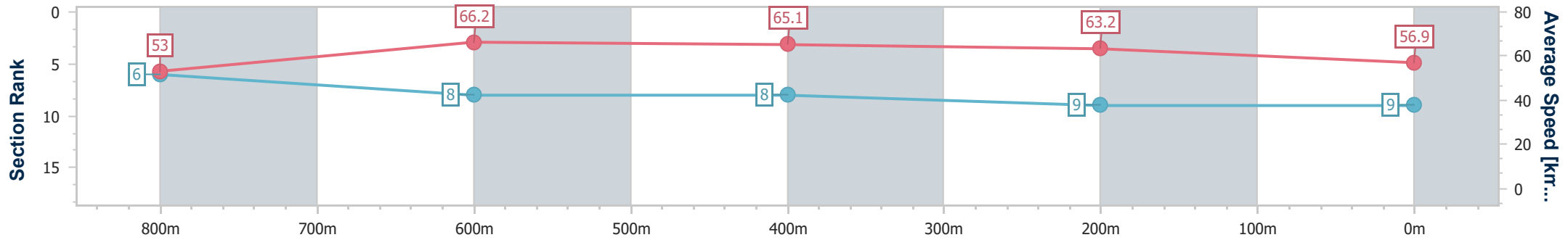
Sunshine Coast QLD Professional
 Race 3: PERREN & PENNY PLUMBING QTIS Three-Year-Old
 Maiden Handicap - 1000m



17 January 2025 - 13:57

Track Rating: Good 4, Weather: Fine, Rail Position: +9m Entire

Section	Overall	800m	600m	400m	200m
Section Times	1:00.01 [9] (0:13.64)	0:46.37 [6] (0:11.05)	0:35.32 [8] (0:11.27)	0:24.05 [8] (0:11.37)	0:12.68 [9] (0:12.68)
Average Speed [km/h]	53.0	66.2	65.1	63.2	56.9
Top Speed [km/h]	67.6	68.1	65.7	64.3	61.2
Avg. Dist. to Rail [m]	6.7	4.6	3.3	7.3	6.2
Avg. Stride Freq. [Hz]	2.3	2.5	2.5	2.4	2.3
Avg. Stride Length [m]	6.3	7.1	7.2	7.1	6.9



- [] Ranking at each section and finish
- .-.- No data available at this section
- NA No data available



Horse/Jockey Name	Judy Jetson
Final Rank	10
Fastest Section Time (Section)	0:11.11 (800m)
Top Speed [km/h] (Section)	66.6 (800m)
Race State	Finished



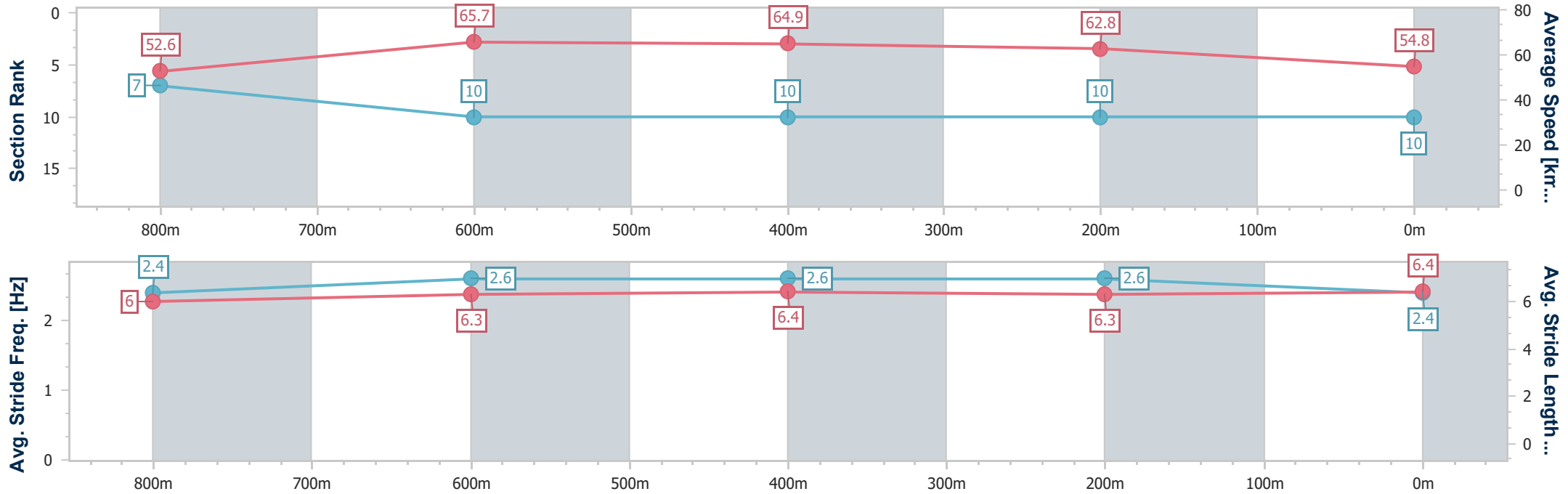
Sunshine Coast QLD Professional
 Race 3: PERREN & PENNY PLUMBING QTIS Three-Year-Old
 Maiden Handicap - 1000m



17 January 2025 - 13:57

Track Rating: Good 4, Weather: Fine, Rail Position: +9m Entire

Section	Overall	800m	600m	400m	200m
Section Times	1:00.75 [10] (0:13.72)	0:47.03 [7] (0:11.11)	0:35.92 [10] (0:11.29)	0:24.63 [10] (0:11.51)	0:13.12 [10] (0:13.12)
Average Speed [km/h]	52.6	65.7	64.9	62.8	54.8
Top Speed [km/h]	65.8	66.6	65.6	65.0	59.5
Avg. Dist. to Rail [m]	8.7	4.6	3.1	8.7	7.2
Avg. Stride Freq. [Hz]	2.4	2.6	2.6	2.6	2.4
Avg. Stride Length [m]	6.0	6.3	6.4	6.3	6.4



- [] Ranking at each section and finish
- .-.- No data available at this section
- NA No data available



Sunshine Coast QLD Professional
Race 4: JACK BRUCE RACING QTIS Three & Four-Year-Old
BENCHMARK 65 Handicap - 1600m
17 January 2025 - 14:31



Track Rating: Good 4, Weather: Fine, Rail Position: +9m Entire

Section		Overall	1400m	1200m	1000m	800m	600m	400m	Last 600m				
Field Times		1:38.39 (0:13.44)	1:24.95 (0:12.19)	1:12.76 (0:12.36)	1:00.40 (0:13.18)	0:47.22 (0:12.84)	0:34.38 (0:11.63)	0:22.75 (0:11.14)	0:34.38				
Rank	TAB Horse/Jockey	Barrier	Top Speed [km/h]	Fastest Section	Distance Travelled [m]								
1	1 JUST FLYING Jasper Franklin	4	65.9 400m	0:11.04 400m	1:38.39 [1] (0:13.44)	1:24.95 [1] (0:12.19)	1:12.76 [1] (0:12.63)	1:00.13 [2] (0:13.21)	0:46.92 [2] (0:12.74)	0:34.18 [2] (0:11.53)	0:22.65 [2] (0:11.04)	0:34.18	
2	5 LAVONI Jake Bayliss	3	67.3 400m	0:10.84 400m	1:38.50 [2] (0:13.87)	1:24.63 [7] (0:12.28)	1:12.35 [7] (0:12.81)	0:59.54 [7] (0:12.95)	0:46.59 [7] (0:12.75)	0:33.84 [7] (0:11.51)	0:22.33 [6] (0:10.84)	0:33.84	+0
3	3 I'M HEROIC Samantha Collett	2	65.7 600m	0:11.06 400m	1:38.67 [3] (0:13.70)	1:24.97 [5] (0:12.25)	1:12.72 [5] (0:12.77)	0:59.95 [6] (0:13.03)	0:46.92 [6] (0:12.72)	0:34.20 [6] (0:11.41)	0:22.79 [3] (0:11.06)	0:34.20	+2
4	9 WAYFARER'S WAY Jim Byrne	6	64.3 400m	0:11.29 400m	1:38.97 [4] (0:13.85)	1:25.12 [6] (0:12.27)	1:12.85 [6] (0:11.87)	1:00.98 [1] (0:13.18)	0:47.80 [1] (0:12.84)	0:34.96 [1] (0:11.63)	0:23.33 [1] (0:11.29)	0:34.96	-1
5	4 MISS TRUSTFUL Ryan Curatolo	5	65.1 400m	0:11.20 400m	1:39.10 [5] (0:13.50)	1:25.60 [2] (0:12.22)	1:13.38 [2] (0:12.71)	1:00.67 [3] (0:13.16)	0:47.51 [3] (0:12.76)	0:34.75 [4] (0:11.65)	0:23.10 [5] (0:11.20)	0:34.75	+3
6	2 MR O'REILLY Jace McMurray	1	65.5 400m	0:11.21 400m	1:39.23 [6] (0:13.62)	1:25.61 [3] (0:12.30)	1:13.31 [4] (0:12.70)	1:00.61 [4] (0:13.01)	0:47.60 [4] (0:12.72)	0:34.88 [3] (0:11.59)	0:23.29 [4] (0:11.21)	0:34.88	-3
7	10 MAKING HISTORY Micheal Hellyer	8	65.3 400m	0:11.26 400m	1:39.79 [7] (0:14.00)	1:25.79 [8] (0:12.33)	1:13.46 [8] (0:12.79)	1:00.67 [8] (0:13.01)	0:47.66 [8] (0:12.67)	0:34.99 [8] (0:11.64)	0:23.35 [8] (0:11.26)	0:34.99	+1
8	12 RUBOS Minonette Kennedy	7	63.8 Overall	0:11.83 400m	1:41.02 [8] (0:13.66)	1:27.36 [4] (0:12.18)	1:15.18 [3] (0:12.83)	1:02.35 [5] (0:13.05)	0:49.30 [5] (0:12.67)	0:36.63 [5] (0:12.02)	0:24.61 [7] (0:11.83)	0:36.63	+9

Scratched: Bold Tyrant (#11), Medical Autocrat (#7), Ready And Lucky (#6), Postman's Gap (#8)

[] Ranking at each section and finish
 -:-:- No data available at this section
 NA No data available

SCN Saddle cloth number
 DNF Did not finish
 DNT Did not track



Sunshine Coast QLD Professional
Race 4: JACK BRUCE RACING QTIS Three & Four-Year-Old
BENCHMARK 65 Handicap - 1600m
17 January 2025 - 14:31



Track Rating: Good 4, Weather: Fine, Rail Position: +9m Entire

Section				200m				Last 600m	
Field Times				0:11.61 (0:11.61)				0:34.38	
Rank	TAB	Horse/Jockey	Barrier	Top Speed [km/h]	Fastest Section	Margin			Distance Travelled [m]
1	1	JUST FLYING Jasper Franklin	4	65.9 400m	0:11.04 400m	0:11.61 [1] (0:11.61)	1:38.39		0:34.18
2	5	LAVONI Jake Bayliss	3	67.3 400m	0:10.84 400m	0:11.49 [4] (0:11.49)	0.5L		0:33.84 +0
3	3	I'M HEROIC Samantha Collett	2	65.7 600m	0:11.06 400m	0:11.73 [3] (0:11.73)	1.5L		0:34.20 +2
4	9	WAYFARER'S WAY Jim Byrne	6	64.3 400m	0:11.29 400m	0:12.04 [2] (0:12.04)	3L		0:34.96 -1
5	4	MISS TRUSTFUL Ryan Curatolo	5	65.1 400m	0:11.20 400m	0:11.90 [6] (0:11.90)	3.5L		0:34.75 +3
6	2	MR O'REILLY Jace McMurray	1	65.5 400m	0:11.21 400m	0:12.08 [5] (0:12.08)	4L		0:34.88 -3
7	10	MAKING HISTORY Micheal Hellyer	8	65.3 400m	0:11.26 400m	0:12.09 [7] (0:12.09)	7.3L		0:34.99 +1
8	12	RUBOS Minonette Kennedy	7	63.8 Overall	0:11.83 400m	0:12.78 [8] (0:12.78)	14.6L		0:36.63 +9

Scratched: Bold Tyrant (#11), Medical Autocrat (#7), Ready And Lucky (#6), Postman's Gap (#8)

[] Ranking at each section and finish
 -:-:- No data available at this section
 NA No data available

SCN Saddle cloth number
 DNF Did not finish
 DNT Did not track



Horse/Jockey Name	Just Flying
Final Rank	1
Fastest Section Time (Section)	0:11.04 (400m)
Top Speed [km/h] (Section)	65.9 (400m)
Race State	Finished



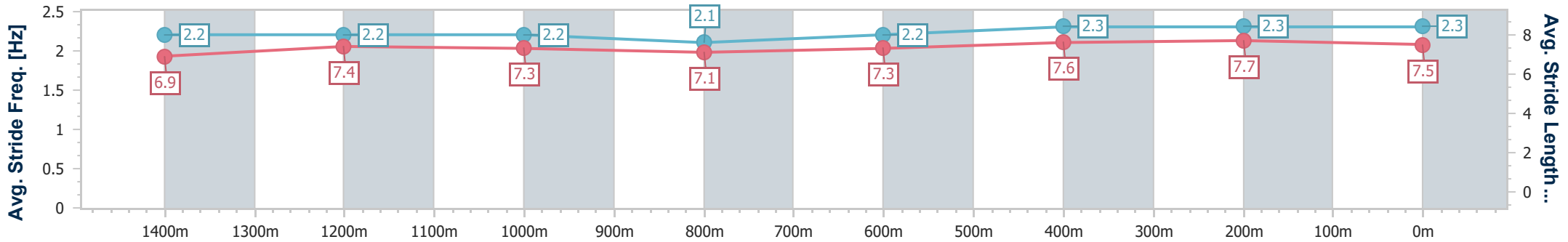
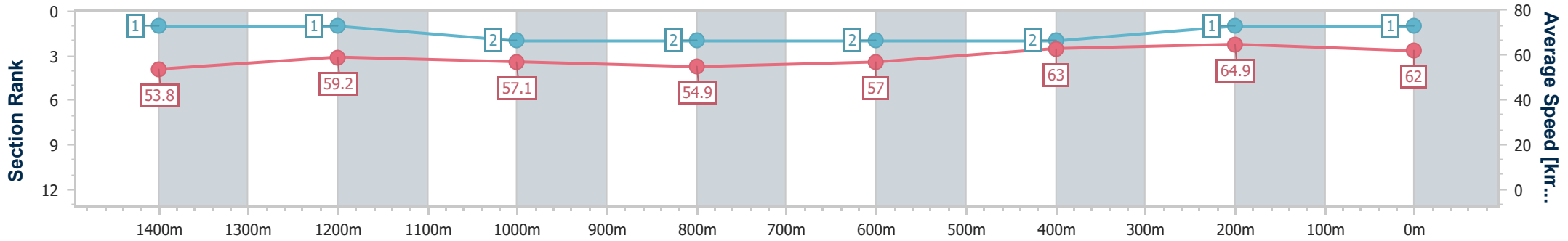
Sunshine Coast QLD Professional
Race 4: JACK BRUCE RACING QTIS Three & Four-Year-Old
BENCHMARK 65 Handicap - 1600m



17 January 2025 - 14:31

Track Rating: Good 4, Weather: Fine, Rail Position: +9m Entire

Section	Overall	1400m	1200m	1000m	800m	600m	400m	200m
Section Times	1:38.39 [1] (0:13.44)	1:24.95 [1] (0:12.19)	1:12.76 [1] (0:12.63)	1:00.13 [2] (0:13.21)	0:46.92 [2] (0:12.74)	0:34.18 [2] (0:11.53)	0:22.65 [2] (0:11.04)	0:11.61 [1] (0:11.61)
Average Speed [km/h]	53.8	59.2	57.1	54.9	57.0	63.0	64.9	62.0
Top Speed [km/h]	64.1	62.0	59.0	56.7	61.6	64.5	65.9	64.9
Avg. Dist. to Rail [m]	4.3	1.9	1.9	2.4	1.5	1.1	3.0	3.2
Avg. Stride Freq. [Hz]	2.2	2.2	2.2	2.1	2.2	2.3	2.3	2.3
Avg. Stride Length [m]	6.9	7.4	7.3	7.1	7.3	7.6	7.7	7.5



- [] Ranking at each section and finish
- .-.- No data available at this section
- NA No data available



Horse/Jockey Name	Lavoni
Final Rank	2
Fastest Section Time (Section)	0:10.84 (400m)
Top Speed [km/h] (Section)	67.3 (400m)
Race State	Finished



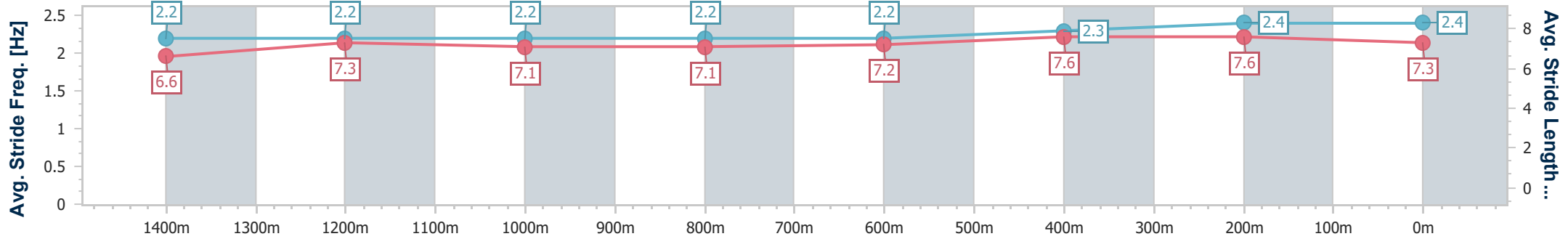
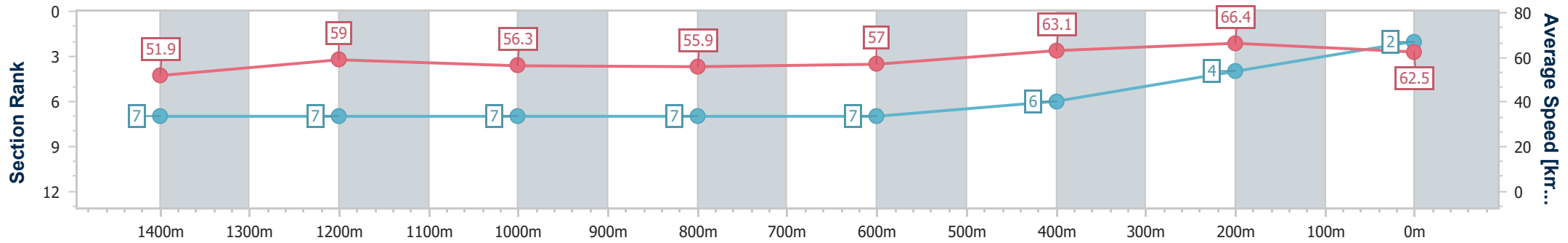
Sunshine Coast QLD Professional
 Race 4: JACK BRUCE RACING QTIS Three & Four-Year-Old
 BENCHMARK 65 Handicap - 1600m



17 January 2025 - 14:31

Track Rating: Good 4, Weather: Fine, Rail Position: +9m Entire

Section	Overall	1400m	1200m	1000m	800m	600m	400m	200m
Section Times	1:38.50 [2] (0:13.87)	1:24.63 [7] (0:12.28)	1:12.35 [7] (0:12.81)	0:59.54 [7] (0:12.95)	0:46.59 [7] (0:12.75)	0:33.84 [7] (0:11.51)	0:22.33 [6] (0:10.84)	0:11.49 [4] (0:11.49)
Average Speed [km/h]	51.9	59.0	56.3	55.9	57.0	63.1	66.4	62.5
Top Speed [km/h]	62.6	62.4	58.2	58.5	60.5	66.1	67.3	64.9
Avg. Dist. to Rail [m]	3.0	1.9	2.4	2.2	1.6	1.5	3.0	2.7
Avg. Stride Freq. [Hz]	2.2	2.2	2.2	2.2	2.2	2.3	2.4	2.4
Avg. Stride Length [m]	6.6	7.3	7.1	7.1	7.2	7.6	7.6	7.3



- [] Ranking at each section and finish
- .-.- No data available at this section
- NA No data available



Horse/Jockey Name	I'm Heroic
Final Rank	3
Fastest Section Time (Section)	0:11.06 (400m)
Top Speed [km/h] (Section)	65.7 (600m)
Race State	Finished



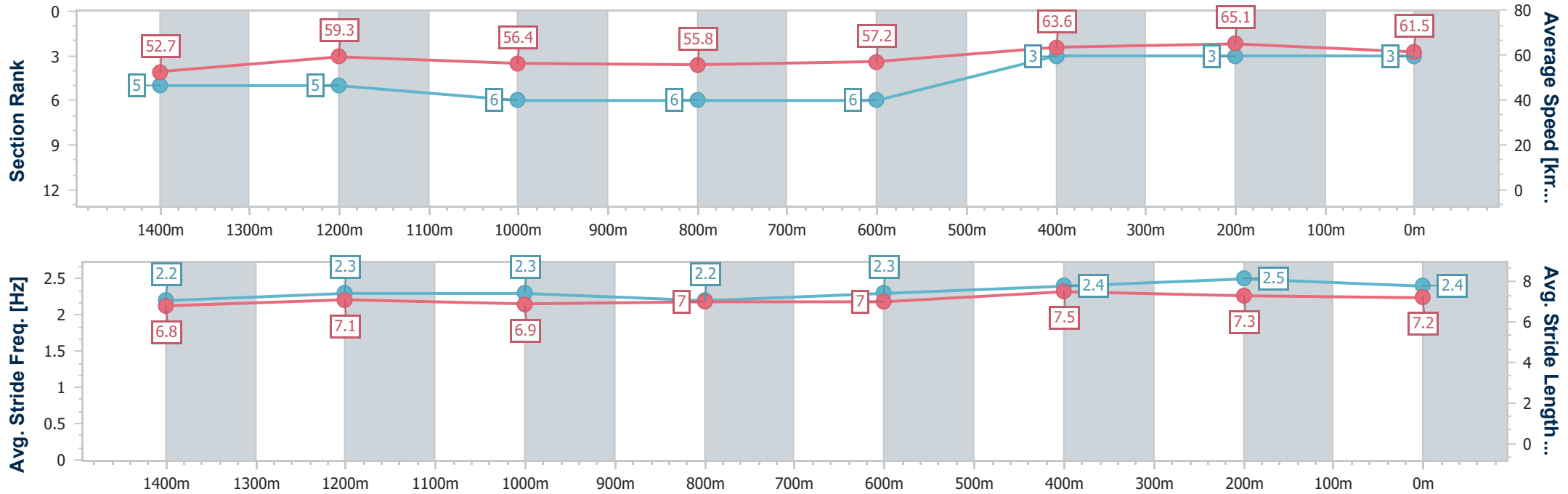
Sunshine Coast QLD Professional
Race 4: JACK BRUCE RACING QTIS Three & Four-Year-Old
BENCHMARK 65 Handicap - 1600m



17 January 2025 - 14:31

Track Rating: Good 4, Weather: Fine, Rail Position: +9m Entire

Section	Overall	1400m	1200m	1000m	800m	600m	400m	200m
Section Times	1:38.67 [3] (0:13.70)	1:24.97 [5] (0:12.25)	1:12.72 [5] (0:12.77)	0:59.95 [6] (0:13.03)	0:46.92 [6] (0:12.72)	0:34.20 [6] (0:11.41)	0:22.79 [3] (0:11.06)	0:11.73 [3] (0:11.73)
Average Speed [km/h]	52.7	59.3	56.4	55.8	57.2	63.6	65.1	61.5
Top Speed [km/h]	62.7	62.0	58.3	57.7	61.1	65.7	65.6	65.5
Avg. Dist. to Rail [m]	3.1	2.9	2.8	3.1	2.1	1.6	3.0	3.6
Avg. Stride Freq. [Hz]	2.2	2.3	2.3	2.2	2.3	2.4	2.5	2.4
Avg. Stride Length [m]	6.8	7.1	6.9	7.0	7.0	7.5	7.3	7.2



- [] Ranking at each section and finish
- .-.- No data available at this section
- NA No data available



Horse/Jockey Name	Wayfarer's Way
Final Rank	4
Fastest Section Time (Section)	0:11.29 (400m)
Top Speed [km/h] (Section)	64.3 (400m)
Race State	Finished



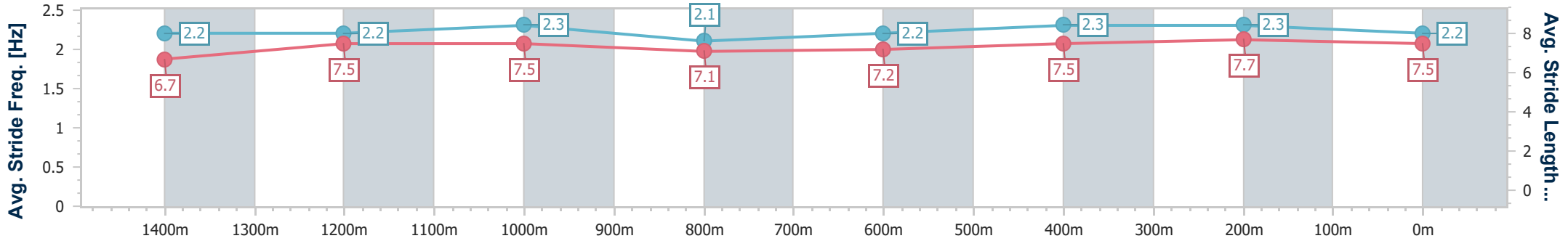
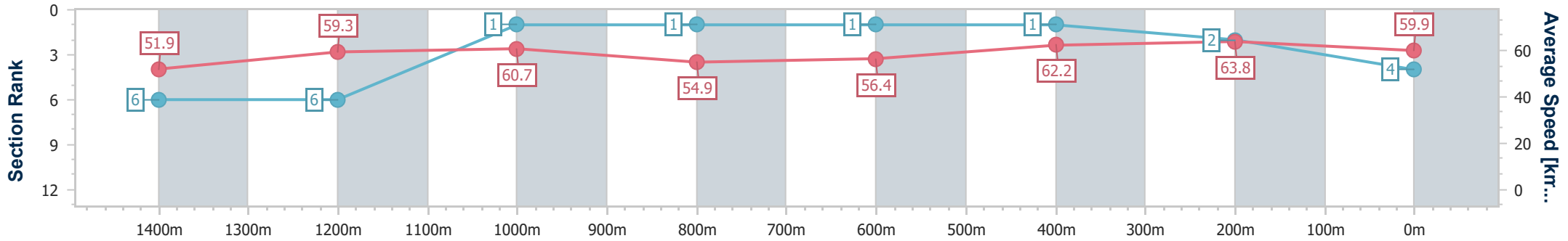
Sunshine Coast QLD Professional
 Race 4: JACK BRUCE RACING QTIS Three & Four-Year-Old
 BENCHMARK 65 Handicap - 1600m



17 January 2025 - 14:31

Track Rating: Good 4, Weather: Fine, Rail Position: +9m Entire

Section	Overall	1400m	1200m	1000m	800m	600m	400m	200m
Section Times	1:38.97 [4] (0:13.85)	1:25.12 [6] (0:12.27)	1:12.85 [6] (0:11.87)	1:00.98 [1] (0:13.18)	0:47.80 [1] (0:12.84)	0:34.96 [1] (0:11.63)	0:23.33 [1] (0:11.29)	0:12.04 [2] (0:12.04)
Average Speed [km/h]	51.9	59.3	60.7	54.9	56.4	62.2	63.8	59.9
Top Speed [km/h]	63.2	61.7	63.2	57.8	60.8	63.5	64.3	62.3
Avg. Dist. to Rail [m]	4.3	3.4	4.1	2.0	1.0	0.7	2.3	1.8
Avg. Stride Freq. [Hz]	2.2	2.2	2.3	2.1	2.2	2.3	2.3	2.2
Avg. Stride Length [m]	6.7	7.5	7.5	7.1	7.2	7.5	7.7	7.5



- [] Ranking at each section and finish
- .-.- No data available at this section
- NA No data available



Horse/Jockey Name	Miss Trustful
Final Rank	5
Fastest Section Time (Section)	0:11.20 (400m)
Top Speed [km/h] (Section)	65.1 (400m)
Race State	Finished



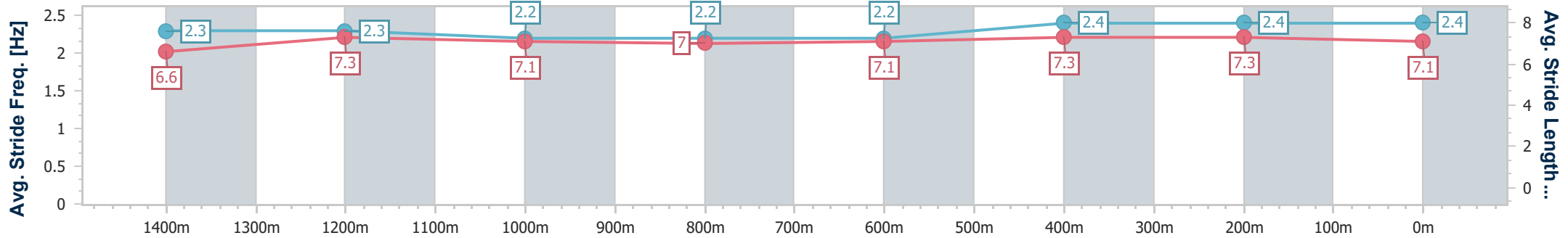
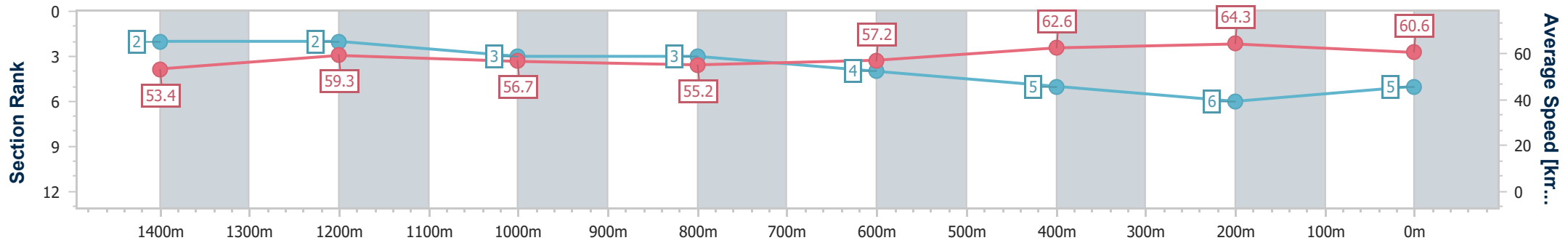
Sunshine Coast QLD Professional
 Race 4: JACK BRUCE RACING QTIS Three & Four-Year-Old
 BENCHMARK 65 Handicap - 1600m



17 January 2025 - 14:31

Track Rating: Good 4, Weather: Fine, Rail Position: +9m Entire

Section	Overall	1400m	1200m	1000m	800m	600m	400m	200m
Section Times	1:39.10 [5] (0:13.50)	1:25.60 [2] (0:12.22)	1:13.38 [2] (0:12.71)	1:00.67 [3] (0:13.16)	0:47.51 [3] (0:12.76)	0:34.75 [4] (0:11.65)	0:23.10 [5] (0:11.20)	0:11.90 [6] (0:11.90)
Average Speed [km/h]	53.4	59.3	56.7	55.2	57.2	62.6	64.3	60.6
Top Speed [km/h]	63.3	62.7	58.1	57.3	61.6	64.4	65.1	63.8
Avg. Dist. to Rail [m]	4.0	2.6	3.1	3.2	2.5	2.0	5.7	5.7
Avg. Stride Freq. [Hz]	2.3	2.3	2.2	2.2	2.2	2.4	2.4	2.4
Avg. Stride Length [m]	6.6	7.3	7.1	7.0	7.1	7.3	7.3	7.1



- [] Ranking at each section and finish
- .-.- No data available at this section
- NA No data available



Horse/Jockey Name	Mr O'reilly
Final Rank	6
Fastest Section Time (Section)	0:11.21 (400m)
Top Speed [km/h] (Section)	65.5 (400m)
Race State	Finished



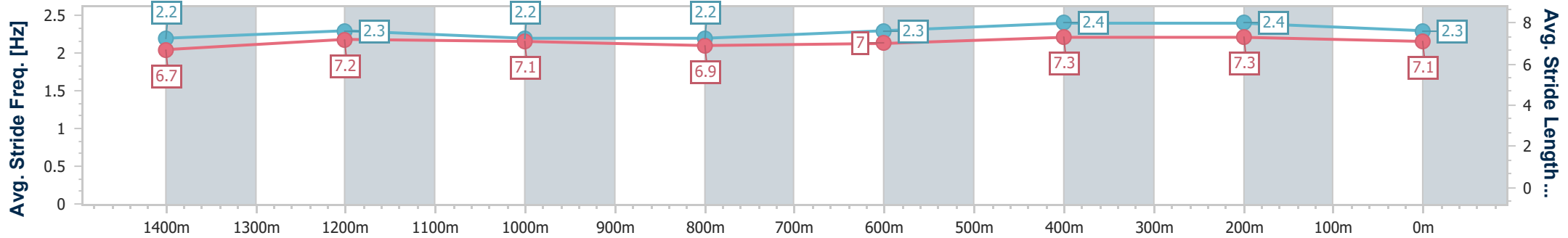
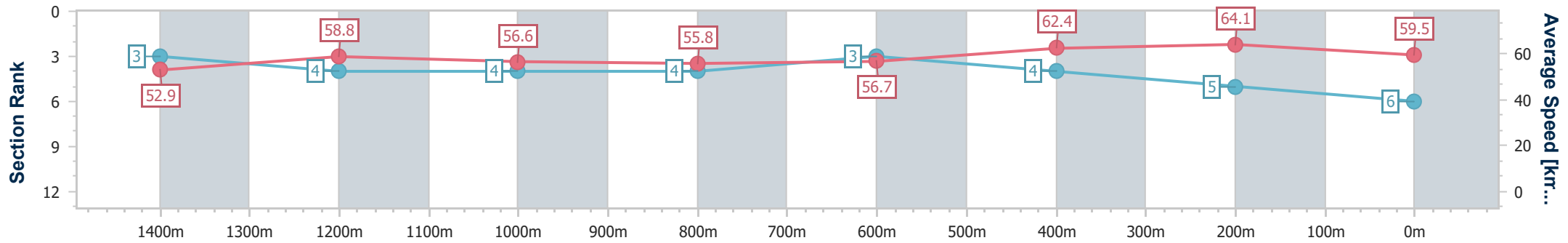
Sunshine Coast QLD Professional
 Race 4: JACK BRUCE RACING QTIS Three & Four-Year-Old
 BENCHMARK 65 Handicap - 1600m



17 January 2025 - 14:31

Track Rating: Good 4, Weather: Fine, Rail Position: +9m Entire

Section	Overall	1400m	1200m	1000m	800m	600m	400m	200m
Section Times	1:39.23 [6] (0:13.62)	1:25.61 [3] (0:12.30)	1:13.31 [4] (0:12.70)	1:00.61 [4] (0:13.01)	0:47.60 [4] (0:12.72)	0:34.88 [3] (0:11.59)	0:23.29 [4] (0:11.21)	0:12.08 [5] (0:12.08)
Average Speed [km/h]	52.9	58.8	56.6	55.8	56.7	62.4	64.1	59.5
Top Speed [km/h]	64.7	61.8	58.0	58.1	59.8	64.4	65.5	62.9
Avg. Dist. to Rail [m]	0.4	1.1	1.4	1.6	0.5	0.4	1.7	1.3
Avg. Stride Freq. [Hz]	2.2	2.3	2.2	2.2	2.3	2.4	2.4	2.3
Avg. Stride Length [m]	6.7	7.2	7.1	6.9	7.0	7.3	7.3	7.1



- [] Ranking at each section and finish
- .-.- No data available at this section
- NA No data available



Horse/Jockey Name	Making History
Final Rank	7
Fastest Section Time (Section)	0:11.26 (400m)
Top Speed [km/h] (Section)	65.3 (400m)
Race State	Finished



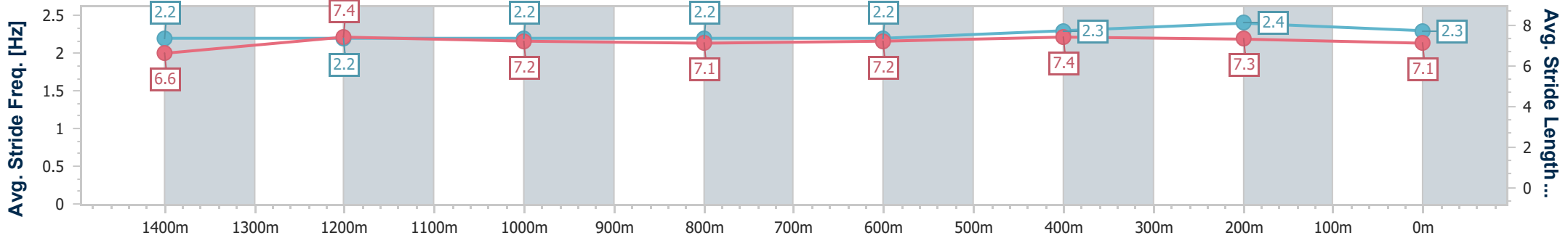
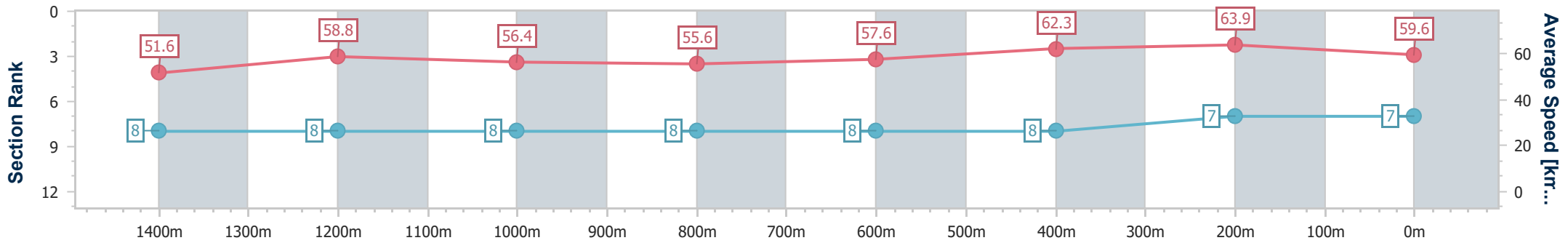
Sunshine Coast QLD Professional
 Race 4: JACK BRUCE RACING QTIS Three & Four-Year-Old
 BENCHMARK 65 Handicap - 1600m



17 January 2025 - 14:31

Track Rating: Good 4, Weather: Fine, Rail Position: +9m Entire

Section	Overall	1400m	1200m	1000m	800m	600m	400m	200m
Section Times	1:39.79 [7] (0:14.00)	1:25.79 [8] (0:12.33)	1:13.46 [8] (0:12.79)	1:00.67 [8] (0:13.01)	0:47.66 [8] (0:12.67)	0:34.99 [8] (0:11.64)	0:23.35 [8] (0:11.26)	0:12.09 [7] (0:12.09)
Average Speed [km/h]	51.6	58.8	56.4	55.6	57.6	62.3	63.9	59.6
Top Speed [km/h]	60.7	59.7	57.7	57.2	61.1	63.9	65.3	63.4
Avg. Dist. to Rail [m]	6.2	2.1	3.2	2.7	1.6	1.4	1.4	1.7
Avg. Stride Freq. [Hz]	2.2	2.2	2.2	2.2	2.2	2.3	2.4	2.3
Avg. Stride Length [m]	6.6	7.4	7.2	7.1	7.2	7.4	7.3	7.1



- [] Ranking at each section and finish
- .-.- No data available at this section
- NA No data available



Horse/Jockey Name	Rubos
Final Rank	8
Fastest Section Time (Section)	0:11.83 (400m)
Top Speed [km/h] (Section)	63.8 (Overall)
Race State	Finished



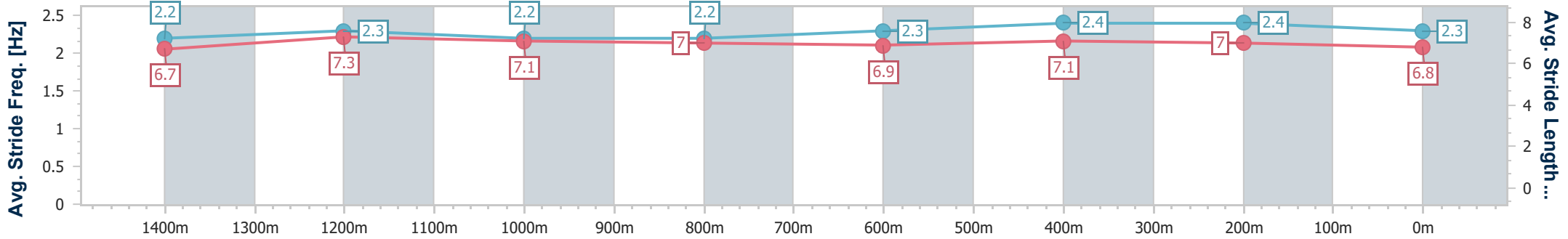
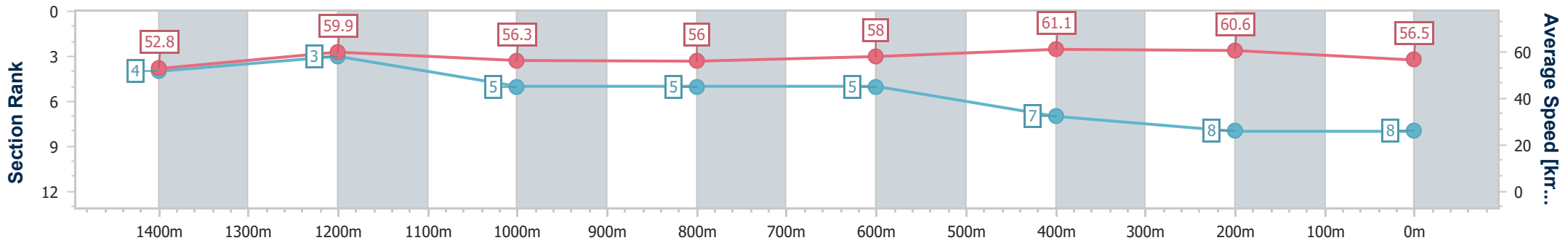
Sunshine Coast QLD Professional
 Race 4: JACK BRUCE RACING QTIS Three & Four-Year-Old
 BENCHMARK 65 Handicap - 1600m



17 January 2025 - 14:31

Track Rating: Good 4, Weather: Fine, Rail Position: +9m Entire

Section	Overall	1400m	1200m	1000m	800m	600m	400m	200m
Section Times	1:41.02 [8] (0:13.66)	1:27.36 [4] (0:12.18)	1:15.18 [3] (0:12.83)	1:02.35 [5] (0:13.05)	0:49.30 [5] (0:12.67)	0:36.63 [5] (0:12.02)	0:24.61 [7] (0:11.83)	0:12.78 [8] (0:12.78)
Average Speed [km/h]	52.8	59.9	56.3	56.0	58.0	61.1	60.6	56.5
Top Speed [km/h]	63.8	63.1	58.1	58.1	61.3	62.2	62.8	59.3
Avg. Dist. to Rail [m]	6.2	4.7	4.7	5.0	4.1	3.0	4.9	5.0
Avg. Stride Freq. [Hz]	2.2	2.3	2.2	2.2	2.3	2.4	2.4	2.3
Avg. Stride Length [m]	6.7	7.3	7.1	7.0	6.9	7.1	7.0	6.8



- [] Ranking at each section and finish
- .-.- No data available at this section
- NA No data available



Sunshine Coast QLD Professional

Race 5: BRJ ACCOUNTANTS & BUSINESS ADVISORS Class 5 Handicap - 1200m



17 January 2025 - 15:05

Track Rating: Good 4, Weather: Fine, Rail Position: +9m Entire

Section													Last 600m	
Field Times		Overall	1000m	800m	600m	400m	200m						0:34.24	
		1:11.49 (0:13.65)	0:57.84 (0:11.64)	0:46.20 (0:11.96)	0:34.24 (0:11.44)	0:22.80 (0:10.99)	0:11.81 (0:11.81)							
Rank	TAB	Horse/Jockey	Barrier	Top Speed [km/h]	Fastest Section							Margin	Distance Travelled [m]	
1	3	PRIME ASSET Michael Rodd	5	66.1 400m	0:11.04 400m	1:11.49 [1] (0:13.70)	0:57.79 [2] (0:11.70)	0:46.09 [2] (0:11.92)	0:34.17 [2] (0:11.37)	0:22.80 [1] (0:11.04)	0:11.76 [2] (0:11.76)	1:11.49	0:34.17	
2	4	THE FIXER Jake Bayliss	4	66.8 400m	0:10.99 400m	1:11.51 [2] (0:13.65)	0:57.86 [1] (0:11.64)	0:46.22 [1] (0:11.96)	0:34.26 [1] (0:11.44)	0:22.82 [2] (0:10.99)	0:11.83 [1] (0:11.83)	0.1L	0:34.26	-3
3	8	LION CLASS Rob Thorburn	1	66.5 400m	0:10.98 400m	1:11.70 [3] (0:13.88)	0:57.82 [4] (0:11.71)	0:46.11 [3] (0:11.95)	0:34.16 [3] (0:11.36)	0:22.80 [3] (0:10.98)	0:11.82 [3] (0:11.82)	1.1L	0:34.16	-4
4	6	AIR MARSHAL Jag Guthmann-Chester	10	68.2 400m	0:10.77 400m	1:11.75 [4] (0:14.38)	0:57.37 [9] (0:11.71)	0:45.66 [9] (0:11.94)	0:33.72 [9] (0:11.34)	0:22.38 [9] (0:10.77)	0:11.61 [8] (0:11.61)	1.3L	0:33.72	-2
5	1	I SEE YOU COMING Jasper Franklin	2	67.0 400m	0:10.95 400m	1:11.79 [5] (0:13.92)	0:57.87 [5] (0:11.69)	0:46.18 [4] (0:12.00)	0:34.18 [4] (0:11.38)	0:22.80 [4] (0:10.95)	0:11.85 [4] (0:11.85)	1.5L	0:34.18	+1
6	11	DEMON DELIVERA Mark Du Plessis	3	65.8 400m	0:11.05 400m	1:11.96 [6] (0:14.19)	0:57.77 [8] (0:11.62)	0:46.15 [6] (0:11.91)	0:34.24 [7] (0:11.41)	0:22.83 [7] (0:11.05)	0:11.78 [9] (0:11.78)	2.3L	0:34.24	-5
7	10	ISLAND MAGIC Georgina Cartwright	9	66.6 600m	0:10.99 400m	1:11.98 [7] (0:14.18)	0:57.80 [7] (0:11.63)	0:46.17 [6] (0:11.99)	0:34.18 [8] (0:11.33)	0:22.85 [8] (0:10.99)	0:11.86 [7] (0:11.86)	2.4L	0:34.18	+1
8	5	JAYANTHI Boris Thornton	8	69.5 400m	0:10.93 400m	1:11.98 [8] (0:13.93)	0:58.05 [6] (0:11.90)	0:46.15 [8] (0:11.88)	0:34.27 [6] (0:11.40)	0:22.87 [6] (0:10.93)	0:11.94 [5] (0:11.94)	2.5L	0:34.27	+4
9	7	DWINDLING SPIRIT Ryan Curatolo	6	67.1 400m	0:11.06 400m	1:12.28 [9] (0:13.82)	0:58.46 [3] (0:11.80)	0:46.66 [5] (0:11.99)	0:34.67 [5] (0:11.39)	0:23.28 [5] (0:11.06)	0:12.22 [6] (0:12.22)	4.3L	0:34.67	+3

Scratched: Zhuang Shi (#2), Touch Of Gracie (#12), Fairway Choice (#9), New York Gal (#13)

[] Ranking at each section and finish
 -:-:- No data available at this section
 NA No data available

SCN Saddle cloth number
 DNF Did not finish
 DNT Did not track



Horse/Jockey Name	Prime Asset
Final Rank	1
Fastest Section Time (Section)	0:11.04 (400m)
Top Speed [km/h] (Section)	66.1 (400m)
Race State	Finished



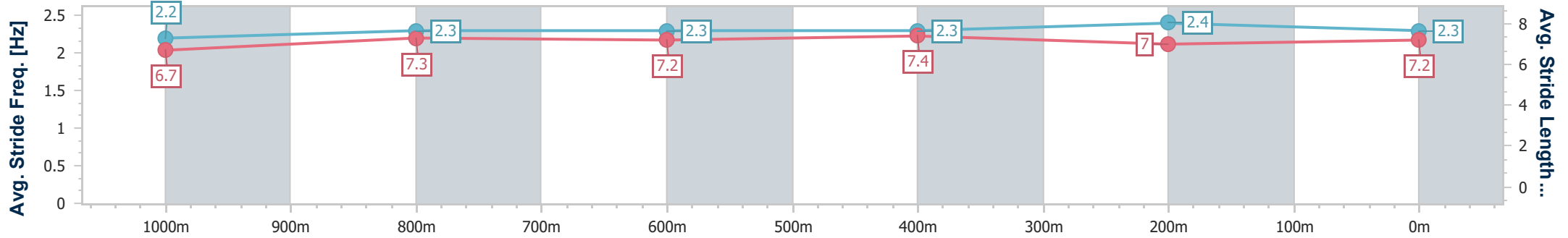
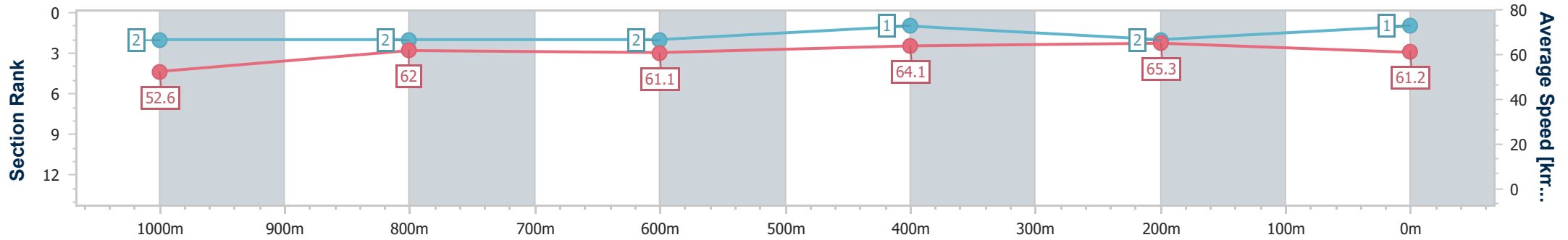
Sunshine Coast QLD Professional
 Race 5: BRJ ACCOUNTANTS & BUSINESS ADVISORS Class 5
 Handicap - 1200m



17 January 2025 - 15:05

Track Rating: Good 4, Weather: Fine, Rail Position: +9m Entire

Section	Overall	1000m	800m	600m	400m	200m
Section Times	1:11.49 [1] (0:13.70)	0:57.79 [2] (0:11.70)	0:46.09 [2] (0:11.92)	0:34.17 [2] (0:11.37)	0:22.80 [1] (0:11.04)	0:11.76 [2] (0:11.76)
Average Speed [km/h]	52.6	62.0	61.1	64.1	65.3	61.2
Top Speed [km/h]	64.6	63.8	62.4	65.4	66.1	63.3
Avg. Dist. to Rail [m]	5.0	2.8	2.2	1.9	3.0	2.8
Avg. Stride Freq. [Hz]	2.2	2.3	2.3	2.3	2.4	2.3
Avg. Stride Length [m]	6.7	7.3	7.2	7.4	7.0	7.2



- [] Ranking at each section and finish
- .-.- No data available at this section
- NA No data available



Horse/Jockey Name	The Fixer
Final Rank	2
Fastest Section Time (Section)	0:10.99 (400m)
Top Speed [km/h] (Section)	66.8 (400m)
Race State	Finished



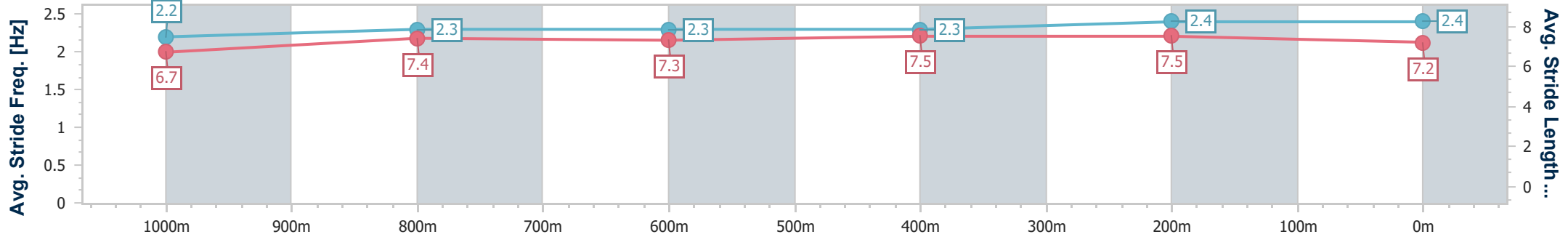
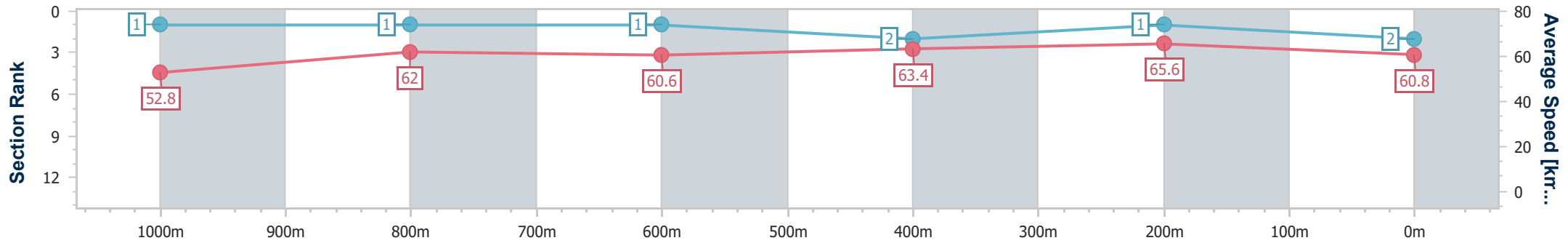
Sunshine Coast QLD Professional
Race 5: BRJ ACCOUNTANTS & BUSINESS ADVISORS Class 5
Handicap - 1200m



17 January 2025 - 15:05

Track Rating: Good 4, Weather: Fine, Rail Position: +9m Entire

Section	Overall	1000m	800m	600m	400m	200m
Section Times	1:11.51 [2] (0:13.65)	0:57.86 [1] (0:11.64)	0:46.22 [1] (0:11.96)	0:34.26 [1] (0:11.44)	0:22.82 [2] (0:10.99)	0:11.83 [1] (0:11.83)
Average Speed [km/h]	52.8	62.0	60.6	63.4	65.6	60.8
Top Speed [km/h]	65.4	64.6	62.2	65.6	66.8	63.9
Avg. Dist. to Rail [m]	2.5	1.1	1.4	1.1	1.4	0.7
Avg. Stride Freq. [Hz]	2.2	2.3	2.3	2.3	2.4	2.4
Avg. Stride Length [m]	6.7	7.4	7.3	7.5	7.5	7.2



- [] Ranking at each section and finish
- .-.- No data available at this section
- NA No data available



Horse/Jockey Name	Lion Class
Final Rank	3
Fastest Section Time (Section)	0:10.98 (400m)
Top Speed [km/h] (Section)	66.5 (400m)
Race State	Finished



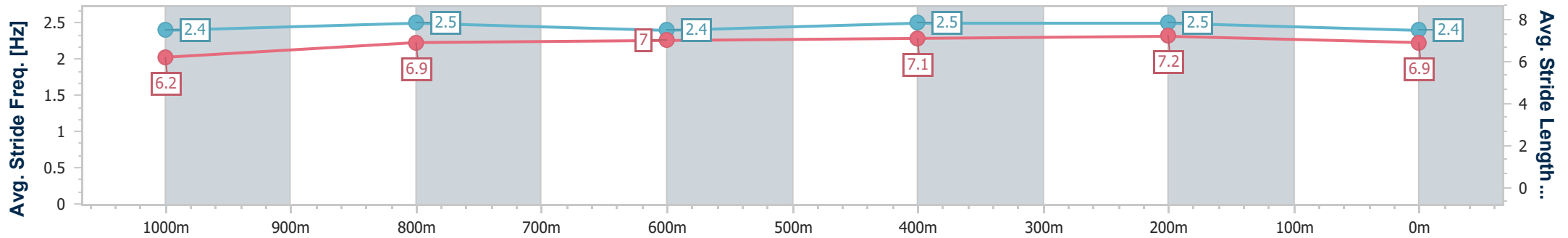
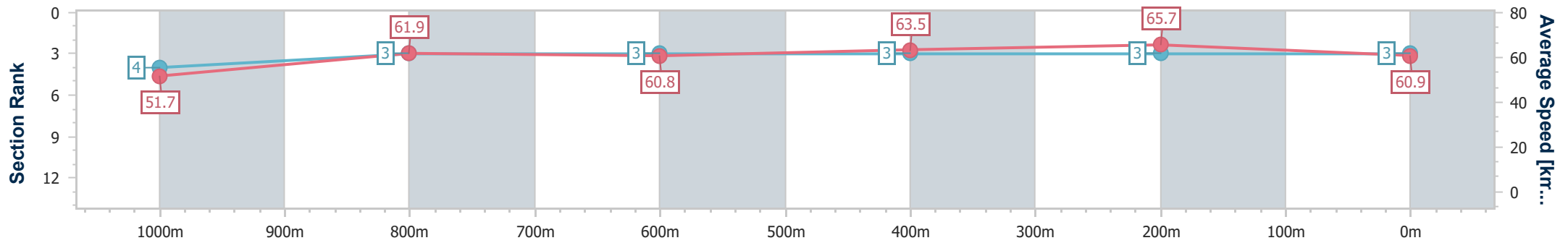
Sunshine Coast QLD Professional
 Race 5: BRJ ACCOUNTANTS & BUSINESS ADVISORS Class 5
 Handicap - 1200m



17 January 2025 - 15:05

Track Rating: Good 4, Weather: Fine, Rail Position: +9m Entire

Section	Overall	1000m	800m	600m	400m	200m
Section Times	1:11.70 [3] (0:13.88)	0:57.82 [4] (0:11.71)	0:46.11 [3] (0:11.95)	0:34.16 [3] (0:11.36)	0:22.80 [3] (0:10.98)	0:11.82 [3] (0:11.82)
Average Speed [km/h]	51.7	61.9	60.8	63.5	65.7	60.9
Top Speed [km/h]	65.1	64.0	62.2	65.3	66.5	64.0
Avg. Dist. to Rail [m]	1.3	1.5	1.5	0.7	1.4	2.5
Avg. Stride Freq. [Hz]	2.4	2.5	2.4	2.5	2.5	2.4
Avg. Stride Length [m]	6.2	6.9	7.0	7.1	7.2	6.9



- [] Ranking at each section and finish
- .-.- No data available at this section
- NA No data available



Horse/Jockey Name	Air Marshal
Final Rank	4
Fastest Section Time (Section)	0:10.77 (400m)
Top Speed [km/h] (Section)	68.2 (400m)
Race State	Finished



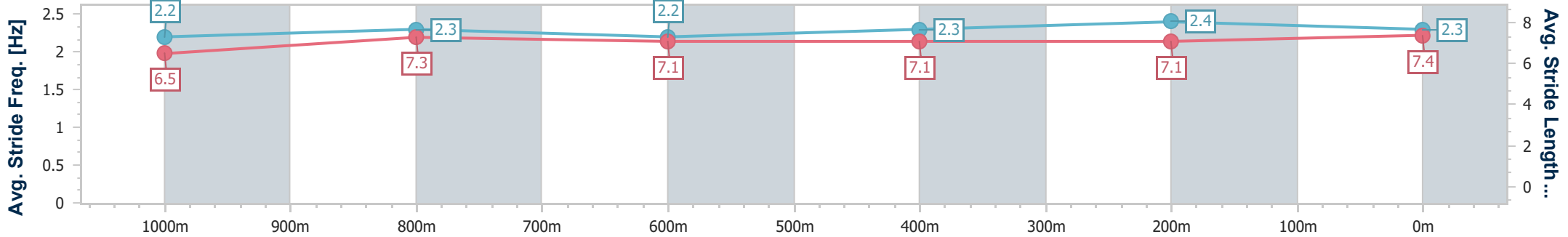
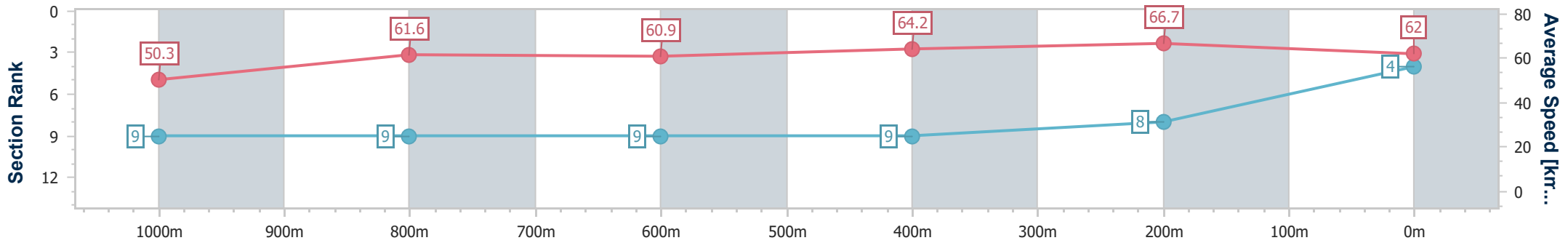
Sunshine Coast QLD Professional
Race 5: BRJ ACCOUNTANTS & BUSINESS ADVISORS Class 5
Handicap - 1200m



17 January 2025 - 15:05

Track Rating: Good 4, Weather: Fine, Rail Position: +9m Entire

Section	Overall	1000m	800m	600m	400m	200m
Section Times	1:11.75 [4] (0:14.38)	0:57.37 [9] (0:11.71)	0:45.66 [9] (0:11.94)	0:33.72 [9] (0:11.34)	0:22.38 [9] (0:10.77)	0:11.61 [8] (0:11.61)
Average Speed [km/h]	50.3	61.6	60.9	64.2	66.7	62.0
Top Speed [km/h]	64.2	64.0	62.1	66.8	68.2	64.2
Avg. Dist. to Rail [m]	5.9	1.8	1.6	1.7	4.6	4.8
Avg. Stride Freq. [Hz]	2.2	2.3	2.2	2.3	2.4	2.3
Avg. Stride Length [m]	6.5	7.3	7.1	7.1	7.1	7.4



- [] Ranking at each section and finish
- .-.- No data available at this section
- NA No data available



Horse/Jockey Name	I See You Coming
Final Rank	5
Fastest Section Time (Section)	0:10.95 (400m)
Top Speed [km/h] (Section)	67.0 (400m)
Race State	Finished



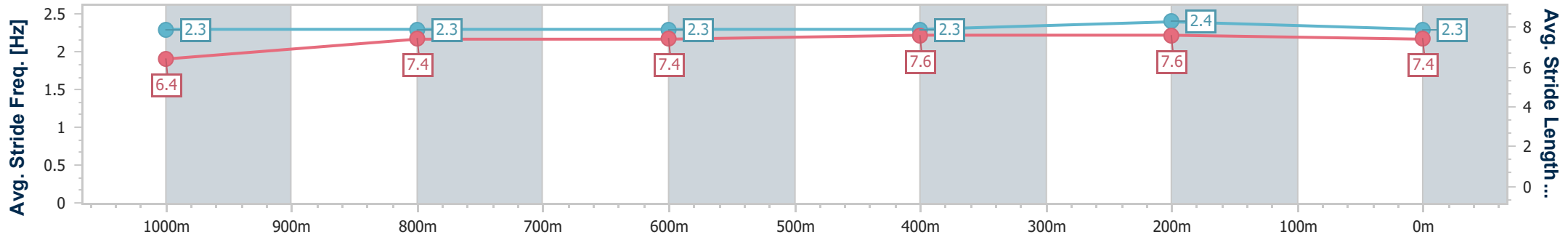
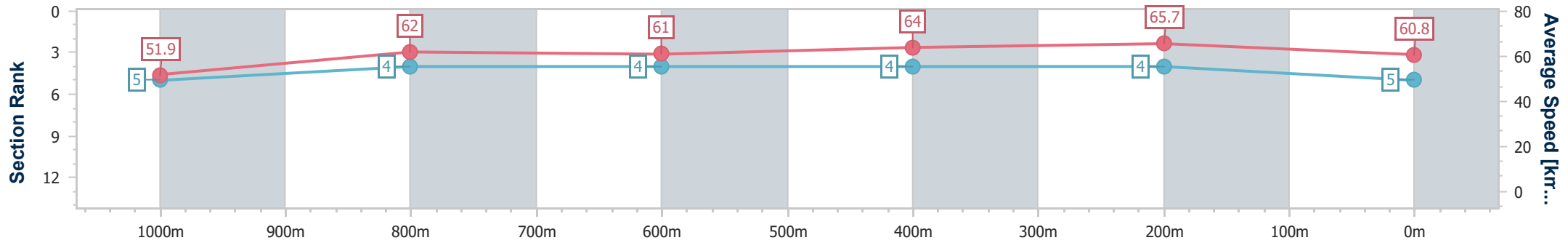
Sunshine Coast QLD Professional
 Race 5: BRJ ACCOUNTANTS & BUSINESS ADVISORS Class 5
 Handicap - 1200m



17 January 2025 - 15:05

Track Rating: Good 4, Weather: Fine, Rail Position: +9m Entire

Section	Overall	1000m	800m	600m	400m	200m
Section Times	1:11.79 [5] (0:13.92)	0:57.87 [5] (0:11.69)	0:46.18 [4] (0:12.00)	0:34.18 [4] (0:11.38)	0:22.80 [4] (0:10.95)	0:11.85 [4] (0:11.85)
Average Speed [km/h]	51.9	62.0	61.0	64.0	65.7	60.8
Top Speed [km/h]	64.8	64.2	62.9	66.1	67.0	64.6
Avg. Dist. to Rail [m]	2.5	2.3	2.8	2.5	3.9	3.7
Avg. Stride Freq. [Hz]	2.3	2.3	2.3	2.3	2.4	2.3
Avg. Stride Length [m]	6.4	7.4	7.4	7.6	7.6	7.4



- [] Ranking at each section and finish
- .-.- No data available at this section
- NA No data available



Horse/Jockey Name	Demon Delivera
Final Rank	6
Fastest Section Time (Section)	0:11.05 (400m)
Top Speed [km/h] (Section)	65.8 (400m)
Race State	Finished



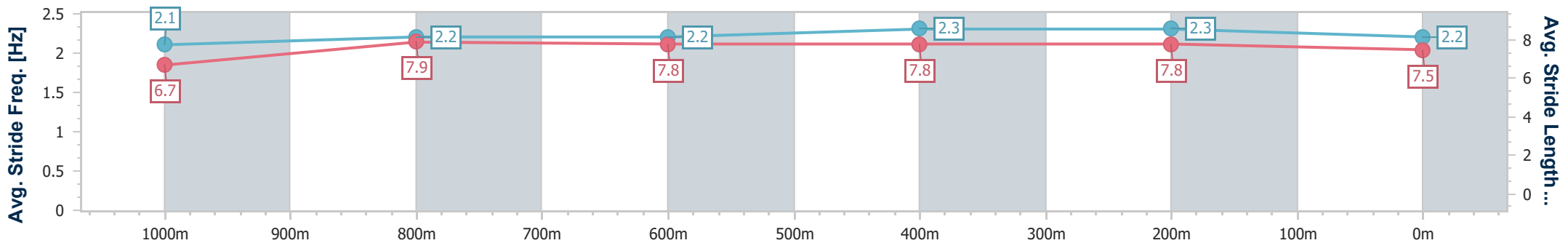
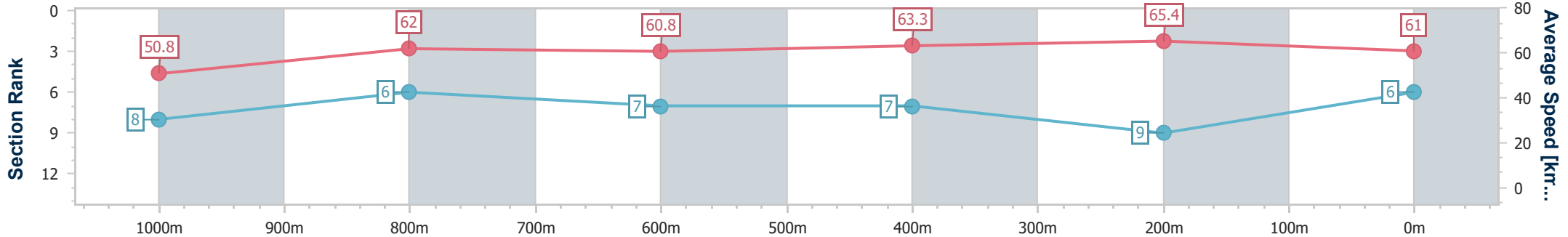
Sunshine Coast QLD Professional
 Race 5: BRJ ACCOUNTANTS & BUSINESS ADVISORS Class 5
 Handicap - 1200m



17 January 2025 - 15:05

Track Rating: Good 4, Weather: Fine, Rail Position: +9m Entire

Section	Overall	1000m	800m	600m	400m	200m
Section Times	1:11.96 [6] (0:14.19)	0:57.77 [8] (0:11.62)	0:46.15 [6] (0:11.91)	0:34.24 [7] (0:11.41)	0:22.83 [7] (0:11.05)	0:11.78 [9] (0:11.78)
Average Speed [km/h]	50.8	62.0	60.8	63.3	65.4	61.0
Top Speed [km/h]	64.8	64.9	61.9	65.7	65.8	63.5
Avg. Dist. to Rail [m]	3.2	1.4	1.0	0.5	1.7	1.2
Avg. Stride Freq. [Hz]	2.1	2.2	2.2	2.3	2.3	2.2
Avg. Stride Length [m]	6.7	7.9	7.8	7.8	7.8	7.5



- [] Ranking at each section and finish
- .-.- No data available at this section
- NA No data available



Horse/Jockey Name	Island Magic
Final Rank	7
Fastest Section Time (Section)	0:10.99 (400m)
Top Speed [km/h] (Section)	66.6 (600m)
Race State	Finished



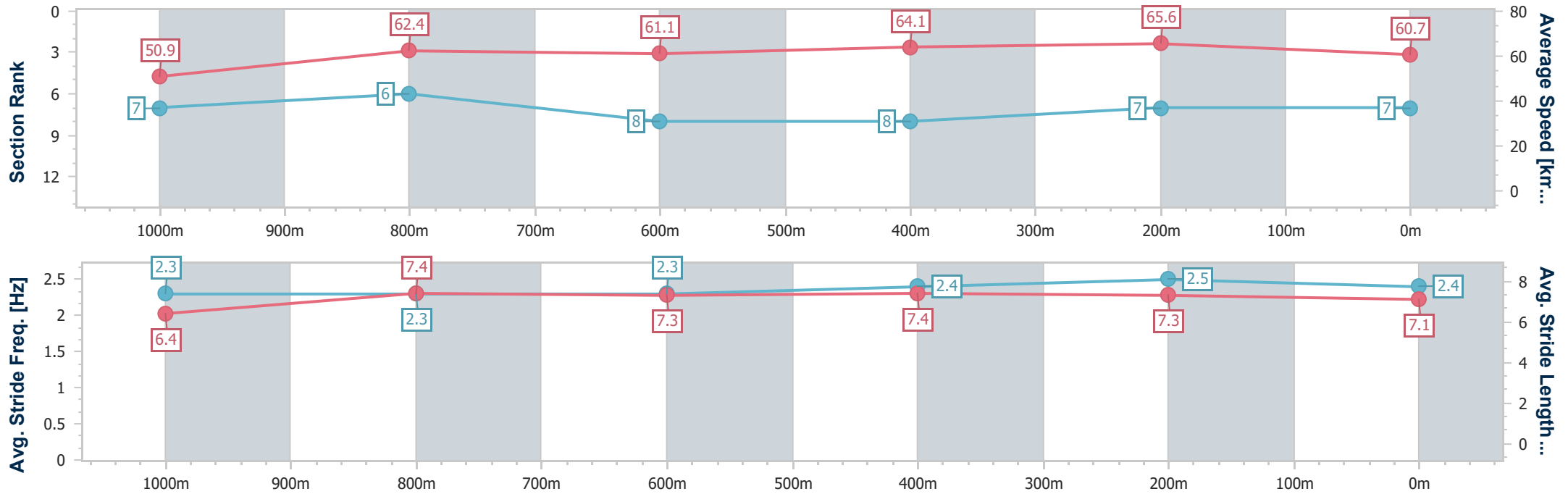
Sunshine Coast QLD Professional
 Race 5: BRJ ACCOUNTANTS & BUSINESS ADVISORS Class 5
 Handicap - 1200m



17 January 2025 - 15:05

Track Rating: Good 4, Weather: Fine, Rail Position: +9m Entire

Section	Overall	1000m	800m	600m	400m	200m
Section Times	1:11.98 [7] (0:14.18)	0:57.80 [7] (0:11.63)	0:46.17 [6] (0:11.99)	0:34.18 [8] (0:11.33)	0:22.85 [8] (0:10.99)	0:11.86 [7] (0:11.86)
Average Speed [km/h]	50.9	62.4	61.1	64.1	65.6	60.7
Top Speed [km/h]	64.5	64.4	62.9	66.6	66.4	63.7
Avg. Dist. to Rail [m]	6.0	2.3	2.9	2.4	2.6	2.0
Avg. Stride Freq. [Hz]	2.3	2.3	2.3	2.4	2.5	2.4
Avg. Stride Length [m]	6.4	7.4	7.3	7.4	7.3	7.1



- [] Ranking at each section and finish
- .-.- No data available at this section
- NA No data available



Horse/Jockey Name	Jayanthi
Final Rank	8
Fastest Section Time (Section)	0:10.93 (400m)
Top Speed [km/h] (Section)	69.5 (400m)
Race State	Finished



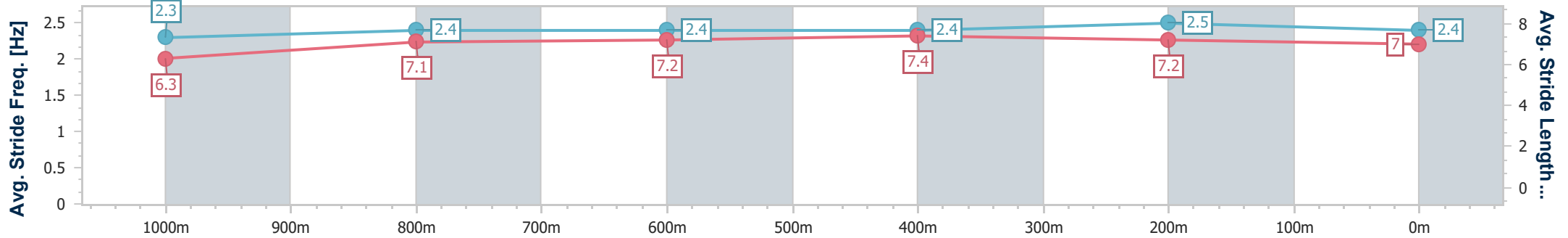
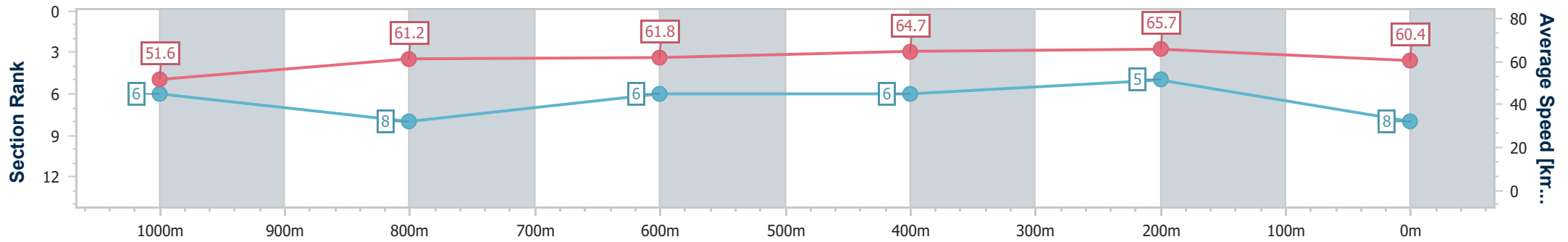
Sunshine Coast QLD Professional
 Race 5: BRJ ACCOUNTANTS & BUSINESS ADVISORS Class 5
 Handicap - 1200m



17 January 2025 - 15:05

Track Rating: Good 4, Weather: Fine, Rail Position: +9m Entire

Section	Overall	1000m	800m	600m	400m	200m
Section Times	1:11.98 [8] (0:13.93)	0:58.05 [6] (0:11.90)	0:46.15 [8] (0:11.88)	0:34.27 [6] (0:11.40)	0:22.87 [6] (0:10.93)	0:11.94 [5] (0:11.94)
Average Speed [km/h]	51.6	61.2	61.8	64.7	65.7	60.4
Top Speed [km/h]	62.4	62.0	63.3	67.0	69.5	63.3
Avg. Dist. to Rail [m]	8.3	5.6	3.4	3.6	7.0	7.1
Avg. Stride Freq. [Hz]	2.3	2.4	2.4	2.4	2.5	2.4
Avg. Stride Length [m]	6.3	7.1	7.2	7.4	7.2	7.0



- [] Ranking at each section and finish
- .-.- No data available at this section
- NA No data available



Horse/Jockey Name	Dwindling Spirit
Final Rank	9
Fastest Section Time (Section)	0:11.06 (400m)
Top Speed [km/h] (Section)	67.1 (400m)
Race State	Finished



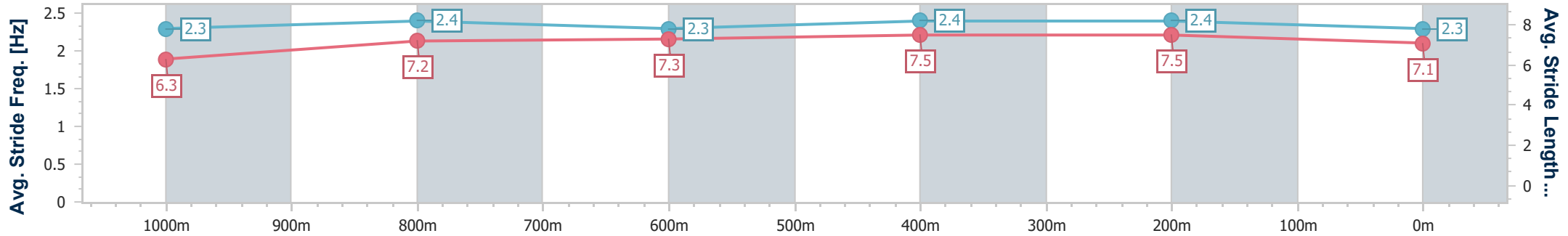
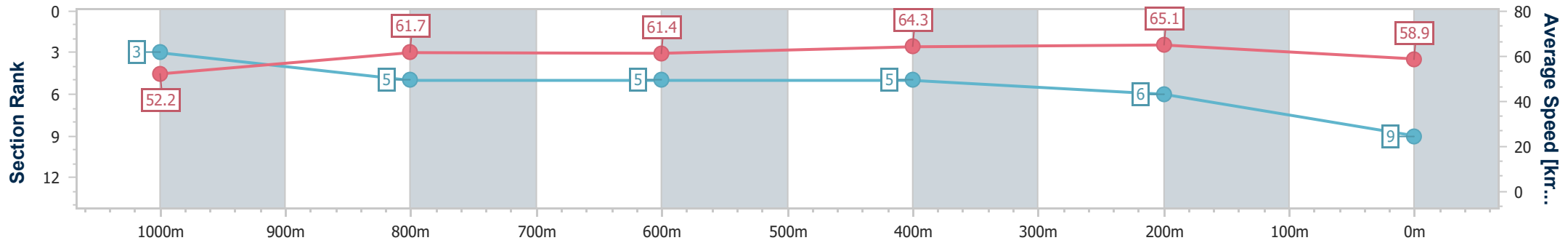
Sunshine Coast QLD Professional
Race 5: BRJ ACCOUNTANTS & BUSINESS ADVISORS Class 5
Handicap - 1200m



17 January 2025 - 15:05

Track Rating: Good 4, Weather: Fine, Rail Position: +9m Entire

Section	Overall	1000m	800m	600m	400m	200m
Section Times	1:12.28 [9] (0:13.82)	0:58.46 [3] (0:11.80)	0:46.66 [5] (0:11.99)	0:34.67 [5] (0:11.39)	0:23.28 [5] (0:11.06)	0:12.22 [6]
Average Speed [km/h]	52.2	61.7	61.4	64.3	65.1	58.9
Top Speed [km/h]	64.3	63.2	63.4	66.4	67.1	62.1
Avg. Dist. to Rail [m]	6.6	4.4	3.8	3.2	5.0	5.7
Avg. Stride Freq. [Hz]	2.3	2.4	2.3	2.4	2.4	2.3
Avg. Stride Length [m]	6.3	7.2	7.3	7.5	7.5	7.1



- [] Ranking at each section and finish
- .-.- No data available at this section
- NA No data available



Sunshine Coast QLD Professional

Race 6: WILD HORSE TURF Maiden Handicap - 1400m

17 January 2025 - 15:47



Track Rating: Good 4, Weather: Fine, Rail Position: +9m Entire

Section		Field Times											
Overall	1200m	1000m	800m	600m	400m	Last 600m							
1:24.39 (0:13.41)	1:10.98 (0:11.43)	0:59.55 (0:12.13)	0:47.42 (0:12.09)	0:35.33 (0:11.79)	0:23.54 (0:11.47)	0:35.33							
Rank	TAB	Horse/Jockey	Barrier	Top Speed [km/h]	Fastest Section	Overall	1200m	1000m	800m	600m	400m	Last 600m	Distance Travelled [m]
1	3	KILNA Jasper Franklin	7	64.5 400m	0:11.29 400m	1:24.39 [1] (0:13.76)	1:10.63 [5] (0:11.54)	0:59.09 [5] (0:12.28)	0:46.81 [5] (0:12.10)	0:34.71 [6] (0:11.68)	0:23.03 [5] (0:11.29)	0:34.71	
2	13	GAGNANTE ENCHERE Jim Byrne	2	66.4 Overall	0:11.39 400m	1:24.53 [2] (0:13.61)	1:10.92 [3] (0:11.47)	0:59.45 [4] (0:12.13)	0:47.32 [3] (0:12.04)	0:35.28 [3] (0:11.68)	0:23.60 [2] (0:11.39)	0:35.28	+2
3	19	MY MISCHKA Emily Lang	4	66.8 Overall	0:11.43 1200m	1:24.63 [3] (0:13.41)	1:11.22 [1] (0:11.43)	0:59.79 [1] (0:12.13)	0:47.66 [1] (0:12.09)	0:35.57 [1] (0:11.79)	0:23.78 [1] (0:11.53)	0:35.57	+2
4	1	CHILLAXING Jag Guthmann-Chester	3	63.6 600m	0:11.54 400m	1:25.42 [4] (0:14.71)	1:10.71 [10] (0:11.63)	0:59.08 [11] (0:11.94)	0:47.14 [10] (0:12.07)	0:35.07 [10] (0:11.65)	0:23.42 [10] (0:11.54)	0:35.07	+1
5	6	MALOTRU Jake Bayliss	8	65.3 1200m	0:11.49 1200m	1:25.49 [5] (0:13.47)	1:12.02 [2] (0:11.49)	1:00.53 [2] (0:12.16)	0:48.37 [2] (0:12.11)	0:36.26 [2] (0:11.83)	0:24.43 [3] (0:11.89)	0:36.26	+4
6	14	SEABEE Samantha Collett	10	66.4 1200m	0:11.30 1200m	1:25.51 [6] (0:14.10)	1:11.41 [7] (0:11.30)	1:00.11 [6] (0:12.24)	0:47.87 [6] (0:12.00)	0:35.87 [5] (0:11.90)	0:23.97 [6] (0:11.65)	0:35.87	+3
7	9	BOROGORU Jace McMurray	6	65.3 1200m	0:11.46 1200m	1:25.51 [7] (0:13.99)	1:11.52 [6] (0:11.46)	1:00.06 [7] (0:12.27)	0:47.79 [7] (0:12.08)	0:35.71 [7] (0:11.81)	0:23.90 [7] (0:11.59)	0:35.71	+3
8	7	BRAND NEW MOON Mark Du Plessis	12	64.5 Overall	0:11.41 1200m	1:25.74 [8] (0:14.45)	1:11.29 [9] (0:11.41)	0:59.88 [9] (0:12.09)	0:47.79 [9] (0:11.99)	0:35.80 [8] (0:11.90)	0:23.90 [9] (0:11.71)	0:35.80	+3
9	8	STILL UNWANTED Georgina Cartwright	11	64.2 400m	0:11.52 1200m	1:25.79 [9] (0:14.12)	1:11.67 [8] (0:11.52)	1:00.15 [8] (0:12.21)	0:47.94 [8] (0:12.10)	0:35.84 [9] (0:11.81)	0:24.03 [8] (0:11.58)	0:35.84	+6
10	18	GRAPE EXPECTATIONS Dan McGillivray	1	63.9 400m	0:11.46 400m	1:25.90 [10] (0:14.87)	1:11.03 [12] (0:11.86)	0:59.17 [13] (0:11.90)	0:47.27 [13] (0:12.04)	0:35.23 [13] (0:11.66)	0:23.57 [12] (0:11.46)	0:35.23	+1

Scratched: Private Showtime (#17), Smart Bint (#16), Dukedom (#10), Begorra (#21), Flying Astern (#4), Del Tito (#2), Murmurs (#11), Wirewalker (#20)

[] Ranking at each section and finish
 -:-:- No data available at this section
 NA No data available

SCN Saddle cloth number
 DNF Did not finish
 DNT Did not track



Sunshine Coast QLD Professional
Race 6: WILD HORSE TURF Maiden Handicap - 1400m
17 January 2025 - 15:47



Track Rating: Good 4, Weather: Fine, Rail Position: +9m Entire

Section		Overall	1200m	1000m	800m	600m	400m	Last 600m				
Field Times		1:24.39 (0:13.41)	1:10.98 (0:11.43)	0:59.55 (0:12.13)	0:47.42 (0:12.09)	0:35.33 (0:11.79)	0:23.54 (0:11.47)	0:35.33				
Rank	TAB Horse/Jockey	Barrier	Top Speed [km/h]	Fastest Section	Distance Travelled [m]							
11	15 O'EXPLOSIVE Todd Banks	5	64.0 400m	0:11.54 400m	1:26.30 [11] (0:14.76)	1:11.54 [11] (0:11.58)	0:59.96 [10] (0:12.08)	0:47.88 [11] (0:12.02)	0:35.86 [11] (0:11.69)	0:24.17 [11] (0:11.54)	0:35.86	+6
12	5 BEFORE THE THUNDER Micheal Hellyer	13	65.6 1200m	0:11.39 1200m	1:26.58 [12] (0:13.69)	1:12.89 [4] (0:11.39)	1:01.50 [3] (0:12.13)	0:49.37 [4] (0:12.12)	0:37.25 [4] (0:11.96)	0:25.29 [4] (0:12.07)	0:37.25	+8
13	12 PUJITA Cody Collis	9	63.1 600m	0:11.73 400m	1:27.25 [13] (0:14.90)	1:12.35 [13] (0:11.75)	1:00.60 [12] (0:11.93)	0:48.67 [12] (0:12.05)	0:36.62 [12] (0:11.75)	0:24.87 [13] (0:11.73)	0:36.62	+5

Scratched: Private Showtime (#17), Smart Bint (#16), Dukedom (#10), Begorra (#21), Flying Astern (#4), Del Tito (#2), Murmurs (#11), Wirewalker (#20)

[] Ranking at each section and finish
 -:-:- No data available at this section
 NA No data available

SCN Saddle cloth number
 DNF Did not finish
 DNT Did not track



Sunshine Coast QLD Professional

Race 6: WILD HORSE TURF Maiden Handicap - 1400m

17 January 2025 - 15:47



Track Rating: Good 4, Weather: Fine, Rail Position: +9m Entire

Section							200m			Last 600m
Field Times							0:12.07			0:35.33
							(0:12.07)			
Rank	TAB	Horse/Jockey	Barrier	Top Speed [km/h]	Fastest Section	Margin			Distance Travelled [m]	
1	3	KILNA Jasper Franklin	7	64.5 400m	0:11.29 400m	0:11.74 [3] (0:11.74)	1:24.39	0:34.71		
2	13	GAGNANTE ENCHERE Jim Byrne	2	66.4 Overall	0:11.39 400m	0:12.21 [1] (0:12.21)	0.8L	0:35.28 +2		
3	19	MY MISCHKA Emily Lang	4	66.8 Overall	0:11.43 1200m	0:12.25 [2] (0:12.25)	1.3L	0:35.57 +2		
4	1	CHILLAXING Jag Guthmann-Chester	3	63.6 600m	0:11.54 400m	0:11.88 [9] (0:11.88)	5.8L	0:35.07 +1		
5	6	MALOTRU Jake Bayliss	8	65.3 1200m	0:11.49 1200m	0:12.54 [4] (0:12.54)	6.1L	0:36.26 +4		
6	14	SEABEE Samantha Collett	10	66.4 1200m	0:11.30 1200m	0:12.32 [5] (0:12.32)	6.2L	0:35.87 +3		
7	9	BOROGORU Jace McMurray	6	65.3 1200m	0:11.46 1200m	0:12.31 [6] (0:12.31)	6.3L	0:35.71 +3		
8	7	BRAND NEW MOON Mark Du Plessis	12	64.5 Overall	0:11.41 1200m	0:12.19 [10] (0:12.19)	7.6L	0:35.80 +3		
9	8	STILL UNWANTED Georgina Cartwright	11	64.2 400m	0:11.52 1200m	0:12.45 [7] (0:12.45)	7.8L	0:35.84 +6		
10	18	GRAPE EXPECTATIONS Dan McGillivray	1	63.9 400m	0:11.46 400m	0:12.11 [12] (0:12.11)	8.3L	0:35.23 +1		

Scratched: Private Showtime (#17), Smart Bint (#16), Dukedom (#10), Begorra (#21), Flying Astern (#4), Del Tito (#2), Murmurs (#11), Wirewalker (#20)

[] Ranking at each section and finish
 -:-:- No data available at this section
 NA No data available

SCN Saddle cloth number
 DNF Did not finish
 DNT Did not track



Sunshine Coast QLD Professional
Race 6: WILD HORSE TURF Maiden Handicap - 1400m
 17 January 2025 - 15:47



Track Rating: Good 4, Weather: Fine, Rail Position: +9m Entire

Section				200m				Last 600m	
Field Times				0:12.07 (0:12.07)				0:35.33	
Rank	TAB	Horse/Jockey	Barrier	Top Speed [km/h]	Fastest Section	Margin			Distance Travelled [m]
11	15	O'EXPLOSIVE Todd Banks	5	64.0 400m	0:11.54 400m	0:12.63 [11] (0:12.63)	10.6L		0:35.86 +6
12	5	BEFORE THE THUNDER Micheal Hellyer	13	65.6 1200m	0:11.39 1200m	0:13.22 [8] (0:13.22)	12.1L		0:37.25 +8
13	12	PUJITA Cody Collis	9	63.1 600m	0:11.73 400m	0:13.14 [13] (0:13.14)	15.9L		0:36.62 +5

Scratched: Private Showtime (#17), Smart Bint (#16), Dukedom (#10), Begorra (#21), Flying Astern (#4), Del Tito (#2), Murmurs (#11), Wirewalker (#20)

[] Ranking at each section and finish
 -:-:-:- No data available at this section
 NA No data available

SCN Saddle cloth number
 DNF Did not finish
 DNT Did not track



Horse/Jockey Name	Kilna
Final Rank	1
Fastest Section Time (Section)	0:11.29 (400m)
Top Speed [km/h] (Section)	64.5 (400m)
Race State	Finished



Sunshine Coast QLD Professional

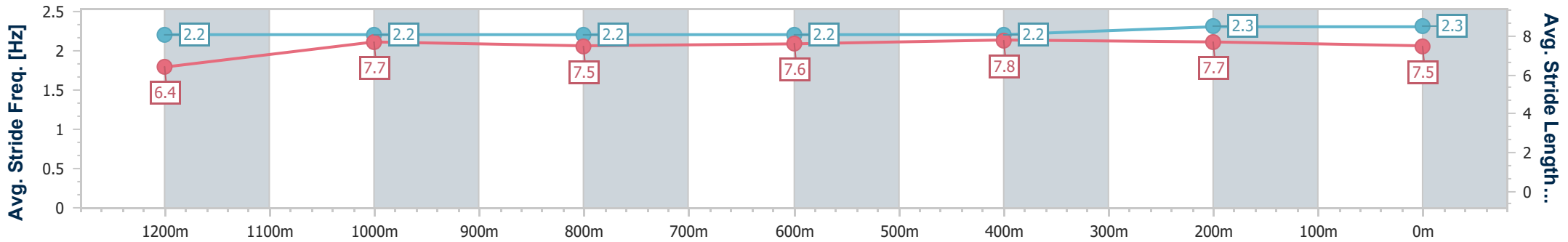
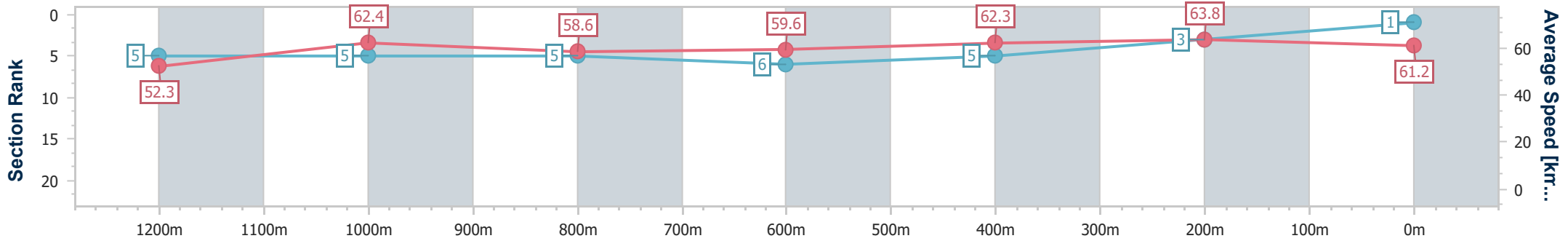
Race 6: WILD HORSE TURF Maiden Handicap - 1400m



17 January 2025 - 15:47

Track Rating: Good 4, Weather: Fine, Rail Position: +9m Entire

Section	Overall	1200m	1000m	800m	600m	400m	200m
Section Times	1:24.39 [1] (0:13.76)	1:10.63 [5] (0:11.54)	0:59.09 [5] (0:12.28)	0:46.81 [5] (0:12.10)	0:34.71 [6] (0:11.68)	0:23.03 [5] (0:11.29)	0:11.74 [3] (0:11.74)
Average Speed [km/h]	52.3	62.4	58.6	59.6	62.3	63.8	61.2
Top Speed [km/h]	64.3	64.5	60.1	60.6	63.0	64.5	62.9
Avg. Dist. to Rail [m]	5.6	1.0	0.4	0.6	1.4	6.6	7.9
Avg. Stride Freq. [Hz]	2.2	2.2	2.2	2.2	2.2	2.3	2.3
Avg. Stride Length [m]	6.4	7.7	7.5	7.6	7.8	7.7	7.5



- [] Ranking at each section and finish
- .-.- No data available at this section
- NA No data available



Horse/Jockey Name	Gagnante Enchere
Final Rank	2
Fastest Section Time (Section)	0:11.39 (400m)
Top Speed [km/h] (Section)	66.4 (Overall)
Race State	Finished



Sunshine Coast QLD Professional

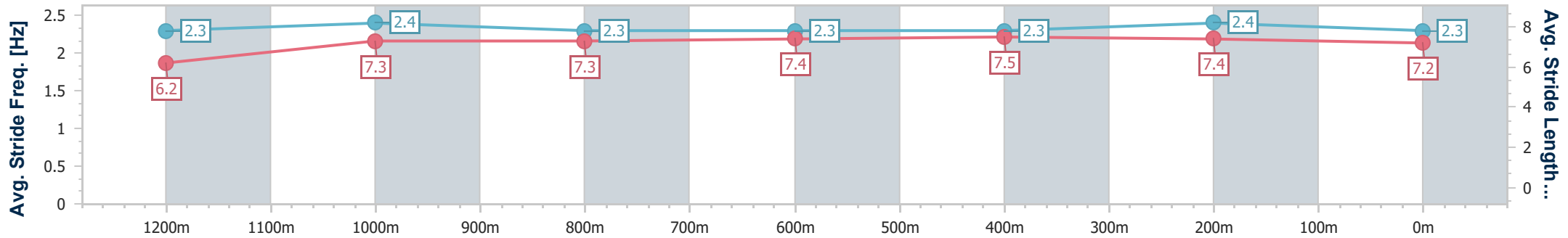
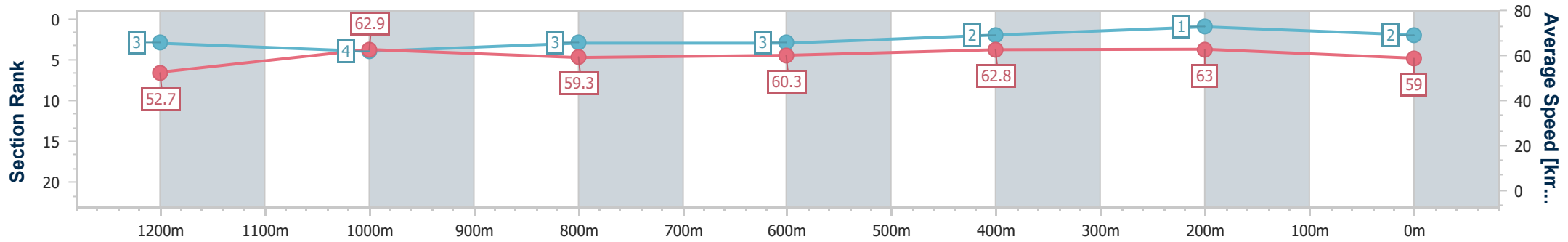
Race 6: WILD HORSE TURF Maiden Handicap - 1400m



17 January 2025 - 15:47

Track Rating: Good 4, Weather: Fine, Rail Position: +9m Entire

Section	Overall	1200m	1000m	800m	600m	400m	200m
Section Times	1:24.53 [2] (0:13.61)	1:10.92 [3] (0:11.47)	0:59.45 [4] (0:12.13)	0:47.32 [3] (0:12.04)	0:35.28 [3] (0:11.68)	0:23.60 [2] (0:11.39)	0:12.21 [1] (0:12.21)
Average Speed [km/h]	52.7	62.9	59.3	60.3	62.8	63.0	59.0
Top Speed [km/h]	66.4	66.1	60.1	61.0	63.8	64.6	61.8
Avg. Dist. to Rail [m]	0.8	1.2	1.0	1.4	3.2	4.4	3.7
Avg. Stride Freq. [Hz]	2.3	2.4	2.3	2.3	2.3	2.4	2.3
Avg. Stride Length [m]	6.2	7.3	7.3	7.4	7.5	7.4	7.2



- [] Ranking at each section and finish
- .-.- No data available at this section
- NA No data available



Horse/Jockey Name	My Mischka
Final Rank	3
Fastest Section Time (Section)	0:11.43 (1200m)
Top Speed [km/h] (Section)	66.8 (Overall)
Race State	Finished



Sunshine Coast QLD Professional

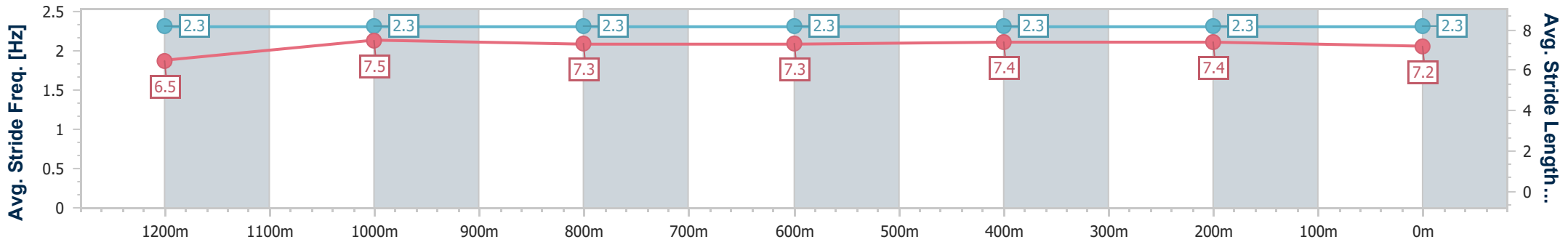
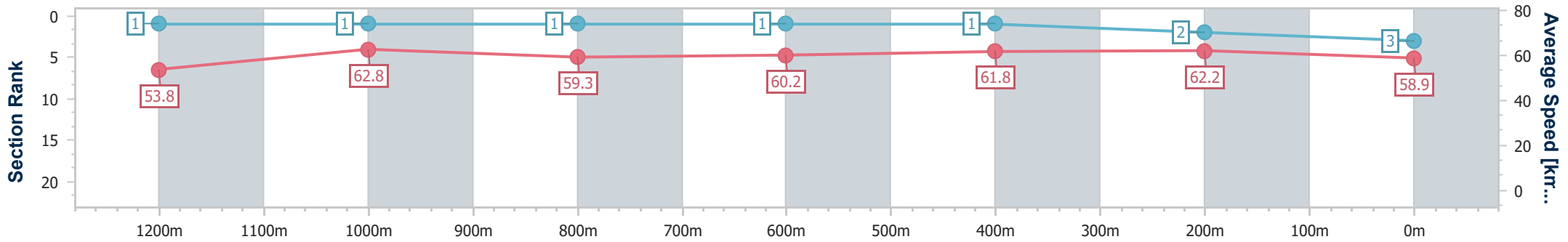
Race 6: WILD HORSE TURF Maiden Handicap - 1400m



17 January 2025 - 15:47

Track Rating: Good 4, Weather: Fine, Rail Position: +9m Entire

Section	Overall	1200m	1000m	800m	600m	400m	200m
Section Times	1:24.63 [3] (0:13.41)	1:11.22 [1] (0:11.43)	0:59.79 [1] (0:12.13)	0:47.66 [1] (0:12.09)	0:35.57 [1] (0:11.79)	0:23.78 [1] (0:11.53)	0:12.25 [2] (0:12.25)
Average Speed [km/h]	53.8	62.8	59.3	60.2	61.8	62.2	58.9
Top Speed [km/h]	66.8	66.3	60.9	60.9	63.1	63.8	61.0
Avg. Dist. to Rail [m]	3.2	0.3	0.3	1.4	1.9	2.3	2.1
Avg. Stride Freq. [Hz]	2.3	2.3	2.3	2.3	2.3	2.3	2.3
Avg. Stride Length [m]	6.5	7.5	7.3	7.3	7.4	7.4	7.2



- [] Ranking at each section and finish
- .-.- No data available at this section
- NA No data available



Horse/Jockey Name	Chillaxing
Final Rank	4
Fastest Section Time (Section)	0:11.54 (400m)
Top Speed [km/h] (Section)	63.6 (600m)
Race State	Finished



Sunshine Coast QLD Professional

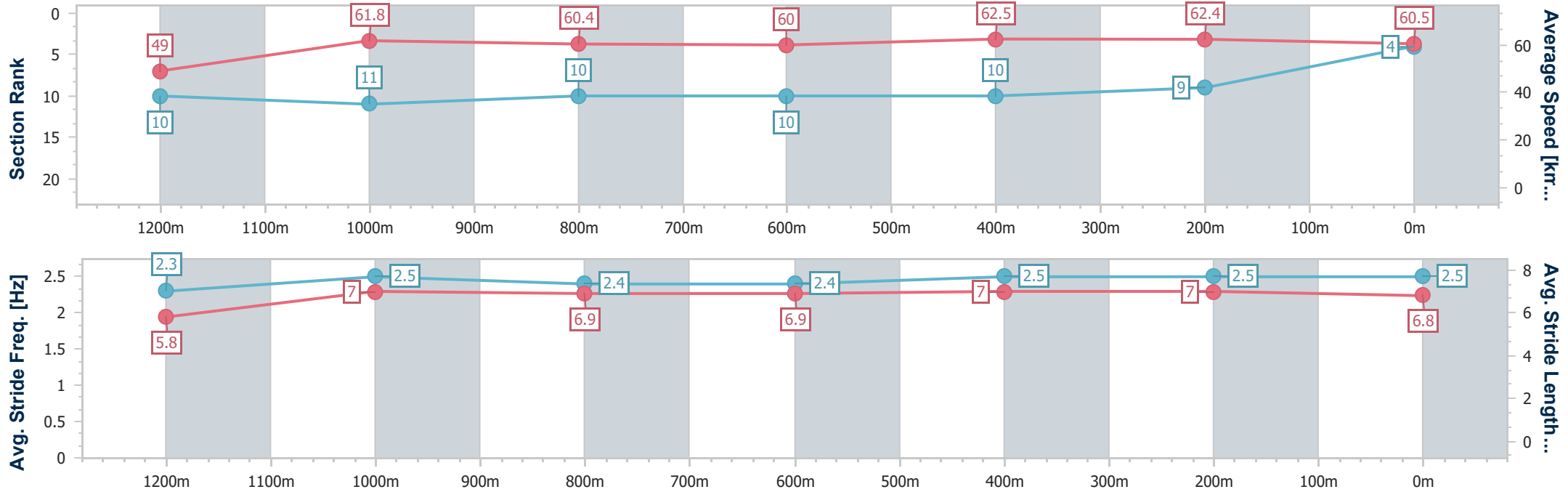
Race 6: WILD HORSE TURF Maiden Handicap - 1400m



17 January 2025 - 15:47

Track Rating: Good 4, Weather: Fine, Rail Position: +9m Entire

Section	Overall	1200m	1000m	800m	600m	400m	200m
Section Times	1:25.42 [4] (0:14.71)	1:10.71 [10] (0:11.63)	0:59.08 [11] (0:11.94)	0:47.14 [10] (0:12.07)	0:35.07 [10] (0:11.65)	0:23.42 [10] (0:11.54)	0:11.88 [9] (0:11.88)
Average Speed [km/h]	49.0	61.8	60.4	60.0	62.5	62.4	60.5
Top Speed [km/h]	61.9	62.4	61.3	62.3	63.6	62.9	62.6
Avg. Dist. to Rail [m]	1.7	1.2	0.4	1.1	1.7	2.7	2.9
Avg. Stride Freq. [Hz]	2.3	2.5	2.4	2.4	2.5	2.5	2.5
Avg. Stride Length [m]	5.8	7.0	6.9	6.9	7.0	7.0	6.8



- [] Ranking at each section and finish
- .-.- No data available at this section
- NA No data available



Horse/Jockey Name	Malotru
Final Rank	5
Fastest Section Time (Section)	0:11.49 (1200m)
Top Speed [km/h] (Section)	65.3 (1200m)
Race State	Finished



Sunshine Coast QLD Professional

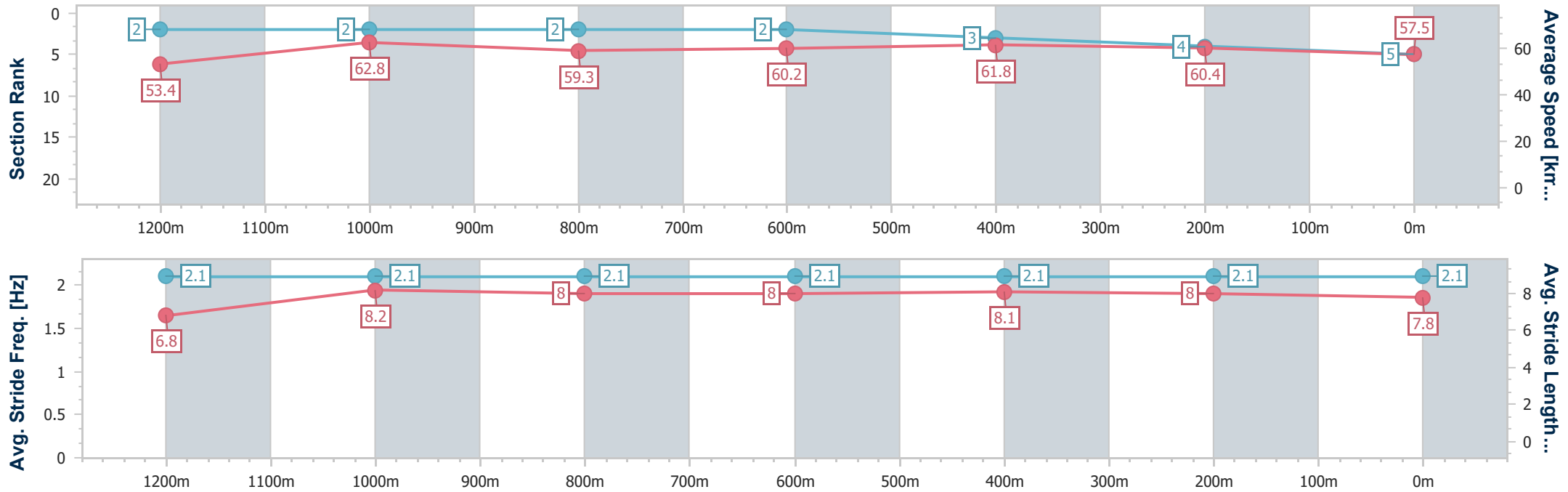
Race 6: WILD HORSE TURF Maiden Handicap - 1400m



17 January 2025 - 15:47

Track Rating: Good 4, Weather: Fine, Rail Position: +9m Entire

Section	Overall	1200m	1000m	800m	600m	400m	200m
Section Times	1:25.49 [5] (0:13.47)	1:12.02 [2] (0:11.49)	1:00.53 [2] (0:12.16)	0:48.37 [2] (0:12.11)	0:36.26 [2] (0:11.83)	0:24.43 [3] (0:11.89)	0:12.54 [4] (0:12.54)
Average Speed [km/h]	53.4	62.8	59.3	60.2	61.8	60.4	57.5
Top Speed [km/h]	65.3	65.3	60.4	61.6	62.3	61.9	59.3
Avg. Dist. to Rail [m]	7.2	1.9	1.2	1.9	2.4	4.3	4.7
Avg. Stride Freq. [Hz]	2.1	2.1	2.1	2.1	2.1	2.1	2.1
Avg. Stride Length [m]	6.8	8.2	8.0	8.0	8.1	8.0	7.8



- [] Ranking at each section and finish
- .-.- No data available at this section
- NA No data available



Horse/Jockey Name	Seabee
Final Rank	6
Fastest Section Time (Section)	0:11.30 (1200m)
Top Speed [km/h] (Section)	66.4 (1200m)
Race State	Finished



Sunshine Coast QLD Professional

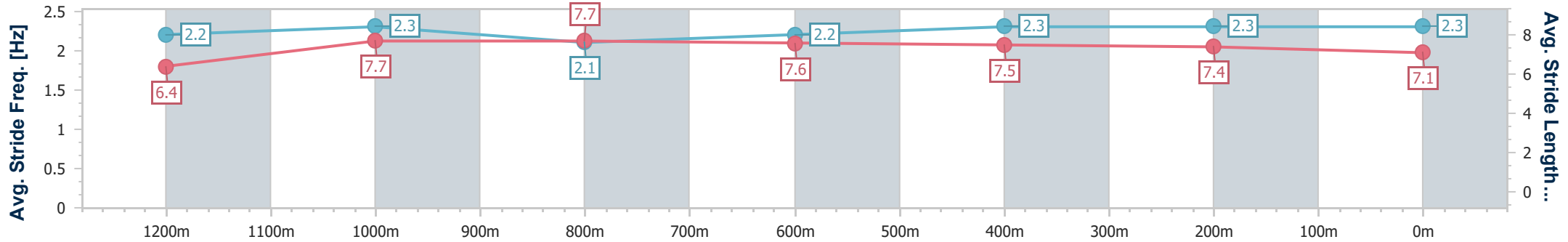
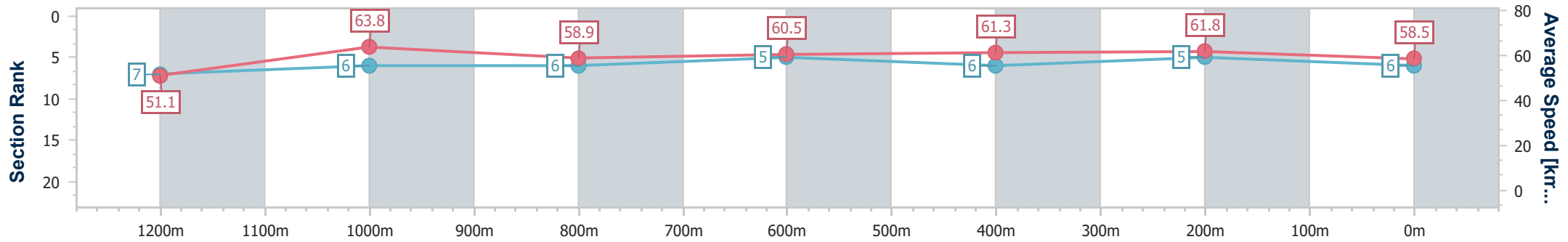
Race 6: WILD HORSE TURF Maiden Handicap - 1400m



17 January 2025 - 15:47

Track Rating: Good 4, Weather: Fine, Rail Position: +9m Entire

Section	Overall	1200m	1000m	800m	600m	400m	200m
Section Times	1:25.51 [6] (0:14.10)	1:11.41 [7] (0:11.30)	1:00.11 [6] (0:12.24)	0:47.87 [6] (0:12.00)	0:35.87 [5] (0:11.90)	0:23.97 [6] (0:11.65)	0:12.32 [5] (0:12.32)
Average Speed [km/h]	51.1	63.8	58.9	60.5	61.3	61.8	58.5
Top Speed [km/h]	66.2	66.4	59.7	61.7	62.1	62.8	60.6
Avg. Dist. to Rail [m]	5.8	0.5	0.5	1.4	2.4	2.6	3.6
Avg. Stride Freq. [Hz]	2.2	2.3	2.1	2.2	2.3	2.3	2.3
Avg. Stride Length [m]	6.4	7.7	7.7	7.6	7.5	7.4	7.1



- [] Ranking at each section and finish
- .-.- No data available at this section
- NA No data available



Horse/Jockey Name	Borogoru
Final Rank	7
Fastest Section Time (Section)	0:11.46 (1200m)
Top Speed [km/h] (Section)	65.3 (1200m)
Race State	Finished



Sunshine Coast QLD Professional

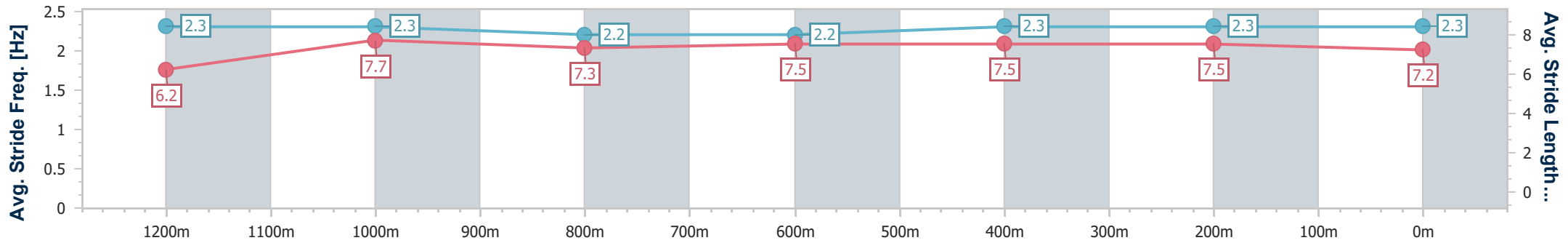
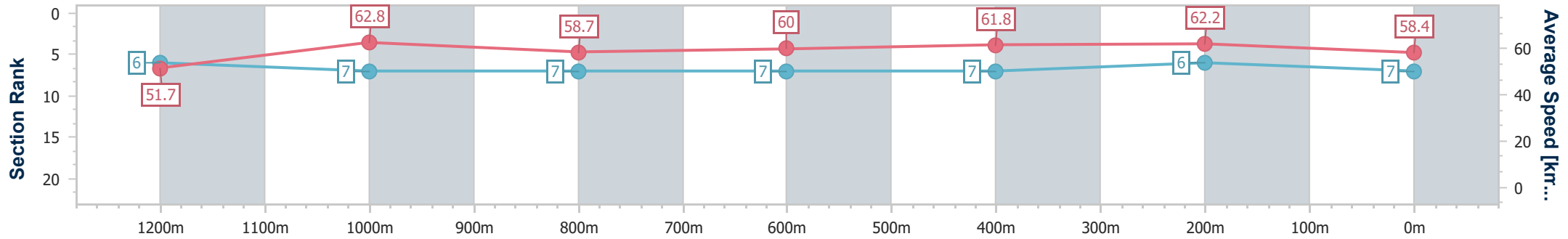
Race 6: WILD HORSE TURF Maiden Handicap - 1400m



17 January 2025 - 15:47

Track Rating: Good 4, Weather: Fine, Rail Position: +9m Entire

Section	Overall	1200m	1000m	800m	600m	400m	200m
Section Times	1:25.51 [7] (0:13.99)	1:11.52 [6] (0:11.46)	1:00.06 [7] (0:12.27)	0:47.79 [7] (0:12.08)	0:35.71 [7] (0:11.81)	0:23.90 [7] (0:11.59)	0:12.31 [6] (0:12.31)
Average Speed [km/h]	51.7	62.8	58.7	60.0	61.8	62.2	58.4
Top Speed [km/h]	65.2	65.3	59.8	61.3	64.0	65.0	59.5
Avg. Dist. to Rail [m]	4.2	1.2	0.9	1.0	2.2	5.8	7.1
Avg. Stride Freq. [Hz]	2.3	2.3	2.2	2.2	2.3	2.3	2.3
Avg. Stride Length [m]	6.2	7.7	7.3	7.5	7.5	7.5	7.2



- [] Ranking at each section and finish
- .-.- No data available at this section
- NA No data available



Horse/Jockey Name	Brand New Moon
Final Rank	8
Fastest Section Time (Section)	0:11.41 (1200m)
Top Speed [km/h] (Section)	64.5 (Overall)
Race State	Finished



Sunshine Coast QLD Professional

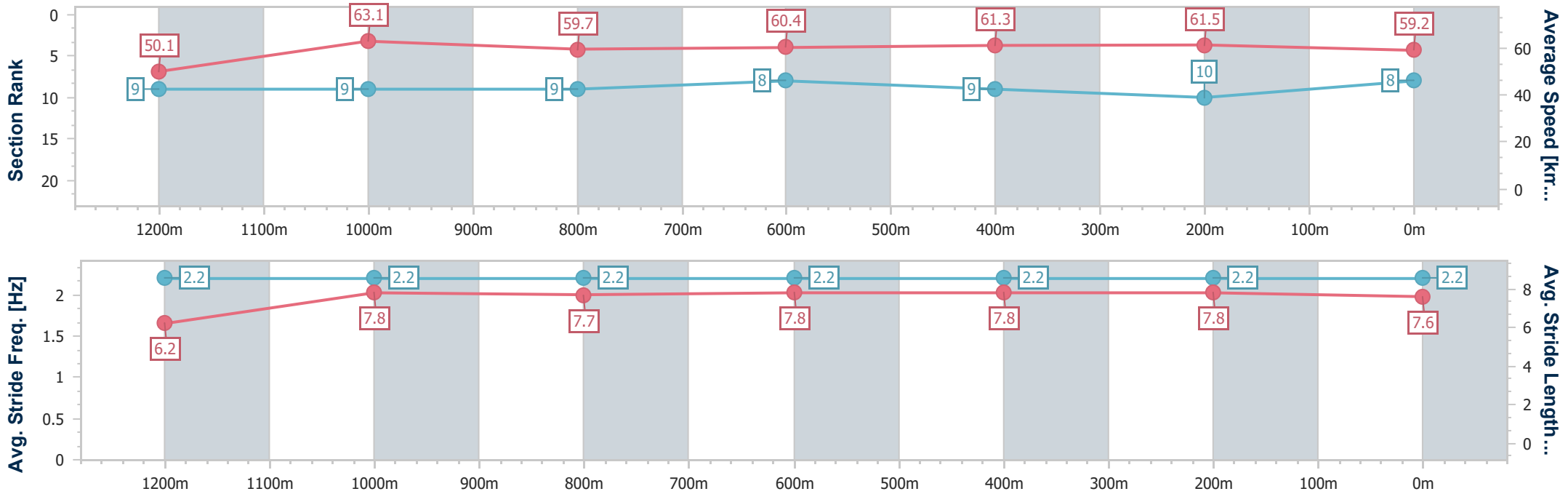
Race 6: WILD HORSE TURF Maiden Handicap - 1400m



17 January 2025 - 15:47

Track Rating: Good 4, Weather: Fine, Rail Position: +9m Entire

Section	Overall	1200m	1000m	800m	600m	400m	200m
Section Times	1:25.74 [8] (0:14.45)	1:11.29 [9] (0:11.41)	0:59.88 [9] (0:12.09)	0:47.79 [9] (0:11.99)	0:35.80 [8] (0:11.90)	0:23.90 [9] (0:11.71)	0:12.19 [10] (0:12.19)
Average Speed [km/h]	50.1	63.1	59.7	60.4	61.3	61.5	59.2
Top Speed [km/h]	64.5	64.4	61.7	61.9	62.1	62.3	60.9
Avg. Dist. to Rail [m]	7.8	1.1	0.6	1.6	2.2	2.9	4.3
Avg. Stride Freq. [Hz]	2.2	2.2	2.2	2.2	2.2	2.2	2.2
Avg. Stride Length [m]	6.2	7.8	7.7	7.8	7.8	7.8	7.6



- [] Ranking at each section and finish
- .-.- No data available at this section
- NA No data available



Horse/Jockey Name	Still Unwanted
Final Rank	9
Fastest Section Time (Section)	0:11.52 (1200m)
Top Speed [km/h] (Section)	64.2 (400m)
Race State	Finished



Sunshine Coast QLD Professional

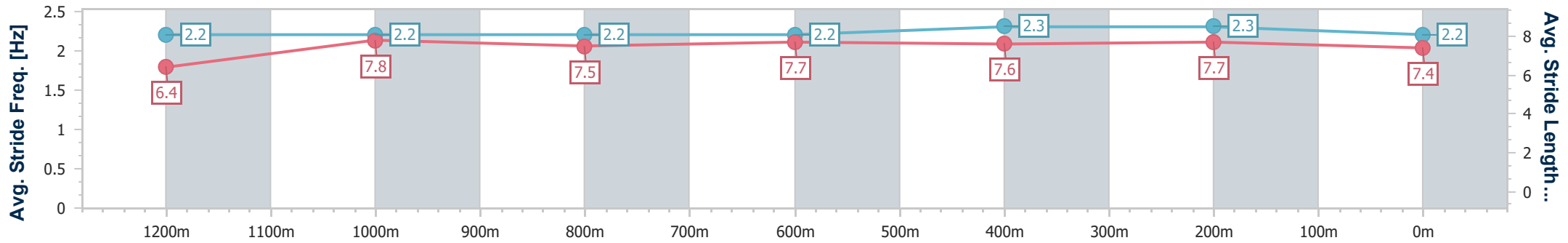
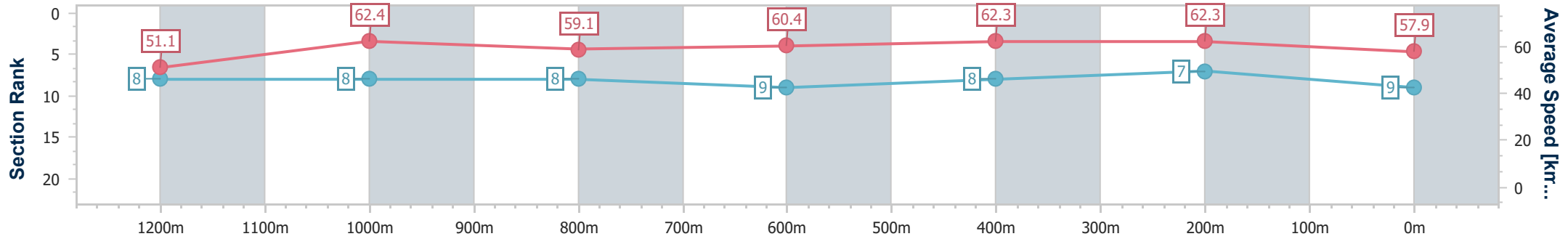
Race 6: WILD HORSE TURF Maiden Handicap - 1400m



17 January 2025 - 15:47

Track Rating: Good 4, Weather: Fine, Rail Position: +9m Entire

Section	Overall	1200m	1000m	800m	600m	400m	200m
Section Times	1:25.79 [9] (0:14.12)	1:11.67 [8] (0:11.52)	1:00.15 [8] (0:12.21)	0:47.94 [8] (0:12.10)	0:35.84 [9] (0:11.81)	0:24.03 [8] (0:11.58)	0:12.45 [7] (0:12.45)
Average Speed [km/h]	51.1	62.4	59.1	60.4	62.3	62.3	57.9
Top Speed [km/h]	63.4	64.1	60.3	62.4	63.4	64.2	59.9
Avg. Dist. to Rail [m]	7.2	1.1	1.0	2.4	4.0	6.6	6.0
Avg. Stride Freq. [Hz]	2.2	2.2	2.2	2.2	2.3	2.3	2.2
Avg. Stride Length [m]	6.4	7.8	7.5	7.7	7.6	7.7	7.4



- [] Ranking at each section and finish
- .-.- No data available at this section
- NA No data available



Horse/Jockey Name	Grape Expectations
Final Rank	10
Fastest Section Time (Section)	0:11.46 (400m)
Top Speed [km/h] (Section)	63.9 (400m)
Race State	Finished



Sunshine Coast QLD Professional

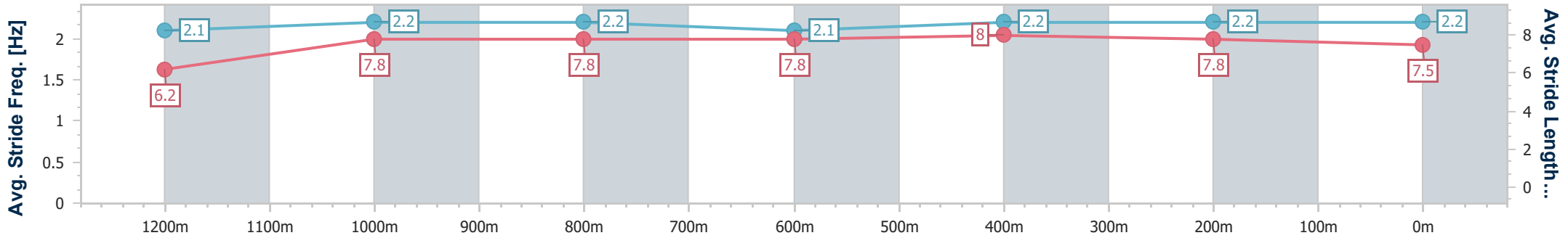
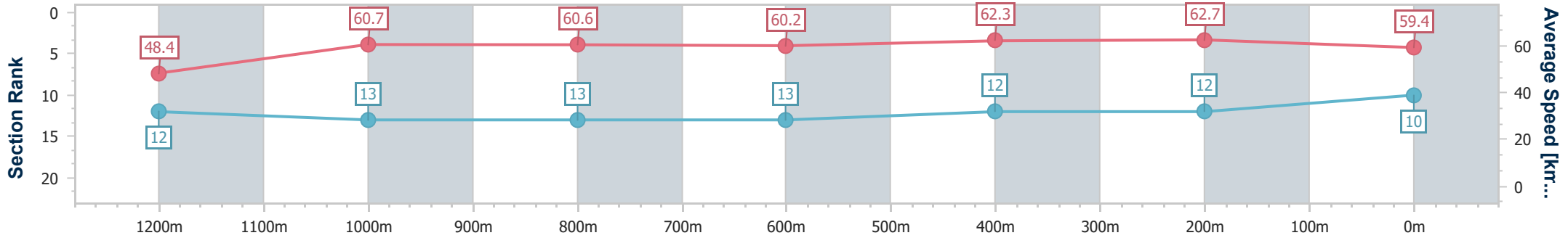
Race 6: WILD HORSE TURF Maiden Handicap - 1400m



17 January 2025 - 15:47

Track Rating: Good 4, Weather: Fine, Rail Position: +9m Entire

Section	Overall	1200m	1000m	800m	600m	400m	200m
Section Times	1:25.90 [10] (0:14.87)	1:11.03 [12] (0:11.86)	0:59.17 [13] (0:11.90)	0:47.27 [13] (0:12.04)	0:35.23 [13] (0:11.66)	0:23.57 [12] (0:11.46)	0:12.11 [12] (0:12.11)
Average Speed [km/h]	48.4	60.7	60.6	60.2	62.3	62.7	59.4
Top Speed [km/h]	62.1	61.9	62.0	62.3	63.1	63.9	60.7
Avg. Dist. to Rail [m]	0.6	0.2	0.2	0.8	1.6	1.3	2.2
Avg. Stride Freq. [Hz]	2.1	2.2	2.2	2.1	2.2	2.2	2.2
Avg. Stride Length [m]	6.2	7.8	7.8	7.8	8.0	7.8	7.5



- [] Ranking at each section and finish
- .-.- No data available at this section
- NA No data available



Horse/Jockey Name	O'explosive
Final Rank	11
Fastest Section Time (Section)	0:11.54 (400m)
Top Speed [km/h] (Section)	64.0 (400m)
Race State	Finished



Sunshine Coast QLD Professional

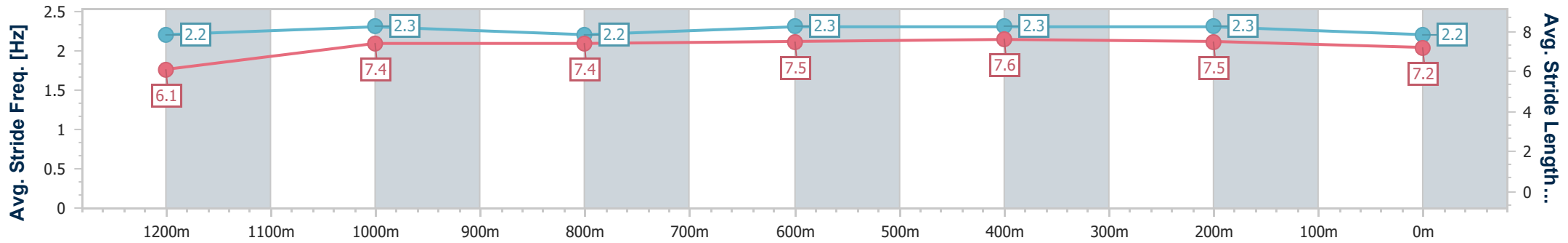
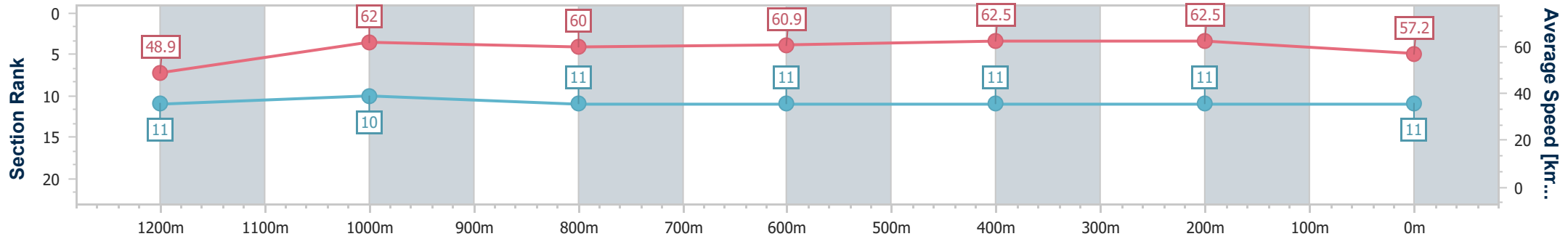
Race 6: WILD HORSE TURF Maiden Handicap - 1400m



17 January 2025 - 15:47

Track Rating: Good 4, Weather: Fine, Rail Position: +9m Entire

Section	Overall	1200m	1000m	800m	600m	400m	200m
Section Times	1:26.30 [11] (0:14.76)	1:11.54 [11] (0:11.58)	0:59.96 [10] (0:12.08)	0:47.88 [11] (0:12.02)	0:35.86 [11] (0:11.69)	0:24.17 [11] (0:11.54)	0:12.63 [11] (0:12.63)
Average Speed [km/h]	48.9	62.0	60.0	60.9	62.5	62.5	57.2
Top Speed [km/h]	62.5	63.2	61.2	62.9	63.7	64.0	60.1
Avg. Dist. to Rail [m]	3.9	1.9	2.2	2.6	3.2	5.3	5.6
Avg. Stride Freq. [Hz]	2.2	2.3	2.2	2.3	2.3	2.3	2.2
Avg. Stride Length [m]	6.1	7.4	7.4	7.5	7.6	7.5	7.2



- [] Ranking at each section and finish
- .-.- No data available at this section
- NA No data available



Horse/Jockey Name	Before The Thunder
Final Rank	12
Fastest Section Time (Section)	0:11.39 (1200m)
Top Speed [km/h] (Section)	65.6 (1200m)
Race State	Finished



Sunshine Coast QLD Professional

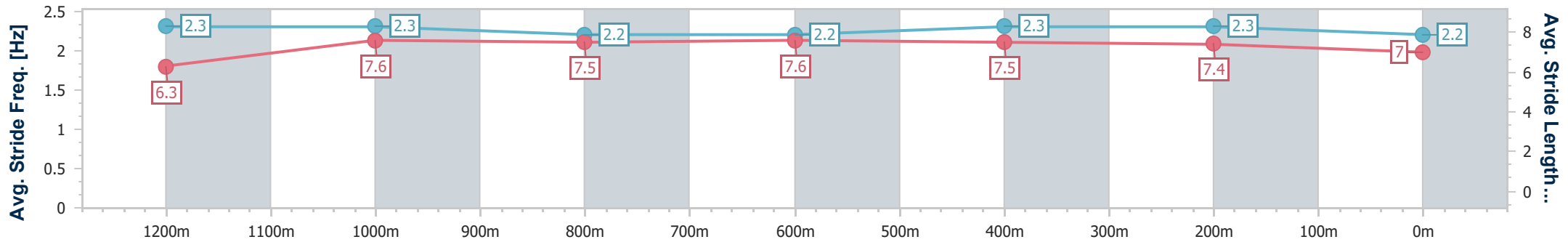
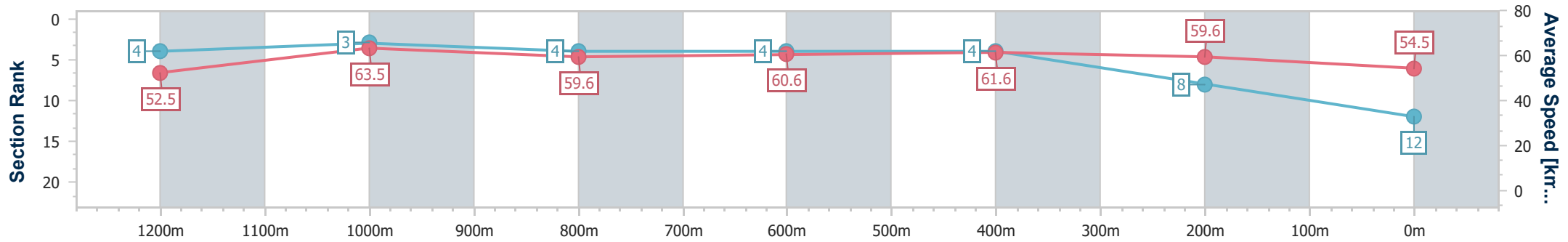
Race 6: WILD HORSE TURF Maiden Handicap - 1400m



17 January 2025 - 15:47

Track Rating: Good 4, Weather: Fine, Rail Position: +9m Entire

Section	Overall	1200m	1000m	800m	600m	400m	200m
Section Times	1:26.58 [12] (0:13.69)	1:12.89 [4] (0:11.39)	1:01.50 [3] (0:12.13)	0:49.37 [4] (0:12.12)	0:37.25 [4] (0:11.96)	0:25.29 [4] (0:12.07)	0:13.22 [8] (0:13.22)
Average Speed [km/h]	52.5	63.5	59.6	60.6	61.6	59.6	54.5
Top Speed [km/h]	65.1	65.6	60.8	61.7	62.2	61.5	57.3
Avg. Dist. to Rail [m]	9.6	2.7	2.0	3.1	4.1	7.3	7.2
Avg. Stride Freq. [Hz]	2.3	2.3	2.2	2.2	2.3	2.3	2.2
Avg. Stride Length [m]	6.3	7.6	7.5	7.6	7.5	7.4	7.0



- [] Ranking at each section and finish
- .-.- No data available at this section
- NA No data available



Horse/Jockey Name	Pujita
Final Rank	13
Fastest Section Time (Section)	0:11.73 (400m)
Top Speed [km/h] (Section)	63.1 (600m)
Race State	Finished



Sunshine Coast QLD Professional

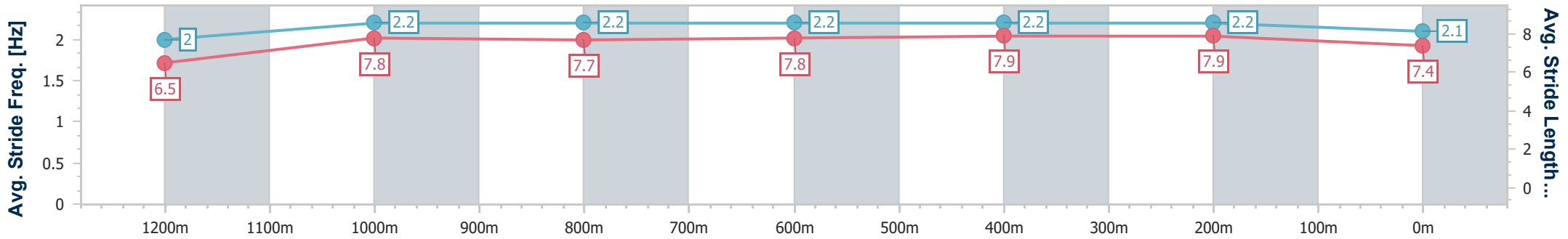
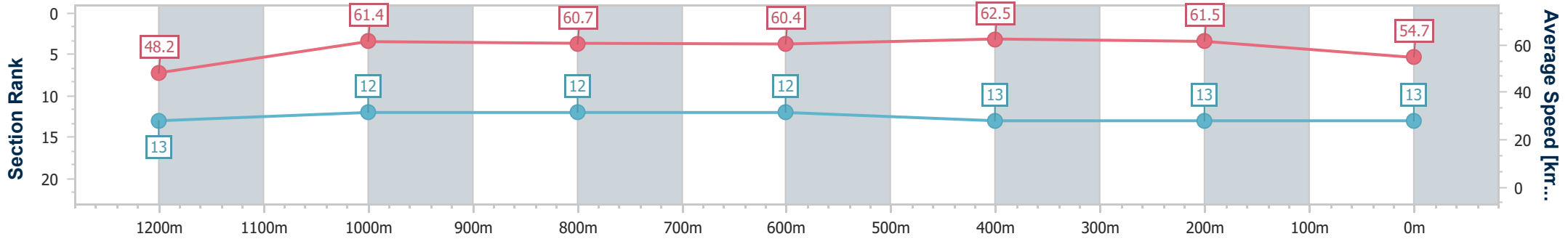
Race 6: WILD HORSE TURF Maiden Handicap - 1400m



17 January 2025 - 15:47

Track Rating: Good 4, Weather: Fine, Rail Position: +9m Entire

Section	Overall	1200m	1000m	800m	600m	400m	200m
Section Times	1:27.25 [13] (0:14.90)	1:12.35 [13] (0:11.75)	1:00.60 [12] (0:11.93)	0:48.67 [12] (0:12.05)	0:36.62 [12] (0:11.75)	0:24.87 [13] (0:11.73)	0:13.14 [13] (0:13.14)
Average Speed [km/h]	48.2	61.4	60.7	60.4	62.5	61.5	54.7
Top Speed [km/h]	61.2	61.7	61.4	63.1	63.1	62.9	59.9
Avg. Dist. to Rail [m]	5.1	1.4	1.1	2.1	3.4	4.6	5.1
Avg. Stride Freq. [Hz]	2.0	2.2	2.2	2.2	2.2	2.2	2.1
Avg. Stride Length [m]	6.5	7.8	7.7	7.8	7.9	7.9	7.4



- [] Ranking at each section and finish
- .-.- No data available at this section
- NA No data available



Sunshine Coast QLD Professional
Race 7: TRAVIS SCHULTZ & PARTNERS BENCHMARK 62 Handicap - 1400m
17 January 2025 - 16:25



Track Rating: Good 4, Weather: Fine, Rail Position: +9m Entire

Section		Overall	1200m	1000m	800m	600m	400m	Last 600m				
Field Times		1:24.50 (0:13.60)	1:10.90 (0:11.42)	0:59.48 (0:11.61)	0:47.87 (0:11.82)	0:36.05 (0:11.71)	0:24.34 (0:11.89)	0:36.05				
Rank	TAB Horse/Jockey	Barrier	Top Speed [km/h]	Fastest Section							Distance Travelled [m]	
1	21 MIDNIGHT DRIFTER Jake Bayliss	1	65.4	0:11.48	1:24.50 [1] (0:13.69)	1:10.81 [2] (0:11.48)	0:59.33 [4] (0:11.75)	0:47.58 [5] (0:11.78)	0:35.80 [3] (0:11.73)	0:24.07 [3] (0:11.62)	0:35.80	
2	17 BOLSHEVIC ROAD Jag Guthmann-Chester	7	65.0	0:11.39	1:24.77 [2] (0:14.49)	1:10.28 [12] (0:11.58)	0:58.70 [12] (0:11.86)	0:46.84 [12] (0:11.39)	0:35.45 [10] (0:11.60)	0:23.85 [10] (0:11.54)	0:35.45	+1
3	9 VALANTINO ROC Dan McGillivray	3	64.7	0:11.57	1:24.83 [3] (0:13.81)	1:11.02 [4] (0:11.57)	0:59.45 [7] (0:11.85)	0:47.60 [7] (0:11.75)	0:35.85 [7] (0:11.76)	0:24.09 [6] (0:11.70)	0:35.85	+1
4	18 READY AND LUCKY Emily Lang	5	65.7	0:11.42	1:24.96 [4] (0:13.60)	1:11.36 [1] (0:11.42)	0:59.94 [1] (0:11.71)	0:48.23 [2] (0:11.72)	0:36.51 [1] (0:11.71)	0:24.80 [1] (0:11.90)	0:36.51	-2
5	8 RUSSIAN MYSTIC Cody Collis	6	64.7	0:11.55	1:25.15 [5] (0:14.05)	1:11.10 [8] (0:11.55)	0:59.55 [9] (0:11.88)	0:47.67 [9] (0:11.69)	0:35.98 [9] (0:11.74)	0:24.24 [9] (0:11.68)	0:35.98	+3
6	4 LOOSE UNIT Michael Rodd	11	66.1	0:11.40	1:25.17 [6] (0:13.70)	1:11.47 [3] (0:11.40)	1:00.07 [3] (0:11.80)	0:48.27 [4] (0:11.82)	0:36.45 [4] (0:11.77)	0:24.68 [4] (0:11.76)	0:36.45	+4
7	12 TOUCH OF GRACIE Jasper Franklin	9	65.9	0:11.51	1:25.22 [7] (0:13.85)	1:11.37 [5] (0:11.51)	0:59.86 [6] (0:11.61)	0:48.25 [6] (0:11.89)	0:36.36 [6] (0:11.72)	0:24.64 [5] (0:11.72)	0:36.36	+4
8	3 SELOUS Corey Sutherland	8	64.6	0:11.54	1:25.60 [8] (0:14.31)	1:11.29 [11] (0:11.56)	0:59.73 [11] (0:11.79)	0:47.94 [10] (0:11.77)	0:36.17 [11] (0:11.64)	0:24.53 [11] (0:11.54)	0:36.17	+5
9	5 SOCK'EMSID Heidi Gillie	12	66.0	0:11.14	1:25.63 [9] (0:13.96)	1:11.67 [6] (0:11.14)	1:00.53 [2] (0:11.53)	0:49.00 [1] (0:11.83)	0:37.17 [2] (0:11.85)	0:25.32 [2] (0:12.14)	0:37.17	+1
10	6 THE CLAIMANT Jace McMurray	2	64.1	0:11.67	1:26.26 [10] (0:14.19)	1:12.07 [10] (0:11.67)	1:00.40 [10] (0:11.96)	0:48.44 [11] (0:11.79)	0:36.65 [12] (0:12.09)	0:24.56 [12] (0:11.79)	0:36.65	+0

Scratched: Rose Of Shiraz (#11), Lavoni (#14), Hooks (#20), Most Dazzling (#1), Cool Panels (#19), Sujeed (#10), Badda Boom Baby (#15), Just Flying (#2), Miss Trustful (#13)

[] Ranking at each section and finish
 -:-:- No data available at this section
 NA No data available
 SCN Saddle cloth number
 DNF Did not finish
 DNT Did not track



Sunshine Coast QLD Professional
Race 7: TRAVIS SCHULTZ & PARTNERS BENCHMARK 62 Handicap - 1400m
17 January 2025 - 16:25



Track Rating: Good 4, Weather: Fine, Rail Position: +9m Entire

Section	Overall	1200m	1000m	800m	600m	400m	Last 600m
Field Times	1:24.50 (0:13.60)	1:10.90 (0:11.42)	0:59.48 (0:11.61)	0:47.87 (0:11.82)	0:36.05 (0:11.71)	0:24.34 (0:11.89)	0:36.05

Rank	TAB	Horse/Jockey	Barrier	Top Speed [km/h]	Fastest Section	Overall	1200m	1000m	800m	600m	400m	Last 600m	Distance Travelled [m]
11	7	HILLCREST AVENUE	10	65.1	0:11.35	1:26.47 [11]	1:12.49 [7]	1:01.14 [5]	0:49.60 [3]	0:37.71 [5]	0:25.67 [7]	0:37.71	+7
		Rob Thorburn		Overall	1200m	(0:13.98)	(0:11.35)	(0:11.54)	(0:11.89)	(0:12.04)	(0:12.08)		
12	16	LADY NIKSTER	4	65.3	0:11.44	1:26.50 [12]	1:12.44 [9]	1:01.00 [8]	0:49.22 [8]	0:37.43 [8]	0:25.66 [8]	0:37.43	-2
		Michael Cahill		Overall	1200m	(0:14.06)	(0:11.44)	(0:11.78)	(0:11.79)	(0:11.77)	(0:12.05)		

Scratched: Rose Of Shiraz (#11), Lavoni (#14), Hooks (#20), Most Dazzling (#1), Cool Panels (#19), Sujeed (#10), Badda Boom Baby (#15), Just Flying (#2), Miss Trustful (#13)



Sunshine Coast QLD Professional
Race 7: TRAVIS SCHULTZ & PARTNERS BENCHMARK 62 Handicap - 1400m
17 January 2025 - 16:25



Track Rating: Good 4, Weather: Fine, Rail Position: +9m Entire

Section				200m				Last 600m		
Field Times				0:12.45 (0:12.45)				0:36.05		
Rank	TAB	Horse/Jockey	Barrier	Top Speed [km/h]	Fastest Section	Margin			Distance Travelled [m]	
1	21	MIDNIGHT DRIFTER Jake Bayliss	1	65.4 Overall	0:11.48 1200m	0:12.45 [1] (0:12.45)	1:24.50		0:35.80	
2	17	BOLSHEVIC ROAD Jag Guthmann-Chester	7	65.0 1200m	0:11.39 800m	0:12.31 [7] (0:12.31)	1.5L		0:35.45	+1
3	9	VALANTINO ROC Dan McGillivray	3	64.7 Overall	0:11.57 1200m	0:12.39 [5] (0:12.39)	1.7L		0:35.85	+1
4	18	READY AND LUCKY Emily Lang	5	65.7 Overall	0:11.42 1200m	0:12.90 [2] (0:12.90)	2.5L		0:36.51	-2
5	8	RUSSIAN MYSTIC Cody Collis	6	64.7 Overall	0:11.55 1200m	0:12.56 [8] (0:12.56)	3.5L		0:35.98	+3
6	4	LOOSE UNIT Michael Rodd	11	66.1 Overall	0:11.40 1200m	0:12.92 [3] (0:12.92)	3.6L		0:36.45	+4
7	12	TOUCH OF GRACIE Jasper Franklin	9	65.9 Overall	0:11.51 1200m	0:12.92 [4] (0:12.92)	3.8L		0:36.36	+4
8	3	SELOUS Corey Sutherland	8	64.6 Overall	0:11.54 400m	0:12.99 [9] (0:12.99)	5.8L		0:36.17	+5
9	5	SOCK'EMSID Heidi Gillie	12	66.0 1200m	0:11.14 1200m	0:13.18 [6] (0:13.18)	6L		0:37.17	+1
10	6	THE CLAIMANT Jace McMurray	2	64.1 Overall	0:11.67 1200m	0:12.77 [12] (0:12.77)	9.8L		0:36.65	+0

Scratched: Rose Of Shiraz (#11), Lavoni (#14), Hooks (#20), Most Dazzling (#1), Cool Panels (#19), Sujeed (#10), Badda Boom Baby (#15), Just Flying (#2), Miss Trustful (#13)

[] Ranking at each section and finish
 -:-:- No data available at this section
 NA No data available

SCN Saddle cloth number
 DNF Did not finish
 DNT Did not track



Sunshine Coast QLD Professional
Race 7: TRAVIS SCHULTZ & PARTNERS BENCHMARK 62 Handicap -
1400m

17 January 2025 - 16:25



Track Rating: Good 4, Weather: Fine, Rail Position: +9m Entire

Section							200m			Last 600m
Field Times							0:12.45			0:36.05
							(0:12.45)			
Rank	TAB	Horse/Jockey	Barrier	Top Speed [km/h]	Fastest Section	Margin			Distance Travelled [m]	
11	7	HILLCREST AVENUE	10	65.1	0:11.35	0:13.59 [10]	10.8L		0:37.71	+7
		Rob Thorburn		Overall	1200m	(0:13.59)				
12	16	LADY NIKSTER	4	65.3	0:11.44	0:13.61 [11]	11L		0:37.43	-2
		Michael Cahill		Overall	1200m	(0:13.61)				

Scratched: Rose Of Shiraz (#11), Lavoni (#14), Hooks (#20), Most Dazzling (#1), Cool Panels (#19), Sujeed (#10), Badda Boom Baby (#15), Just Flying (#2), Miss Trustful (#13)

[] Ranking at each section and finish
 -:-:-:- No data available at this section
 NA No data available

SCN Saddle cloth number
 DNF Did not finish
 DNT Did not track



Horse/Jockey Name	Midnight Drifter
Final Rank	1
Fastest Section Time (Section)	0:11.48 (1200m)
Top Speed [km/h] (Section)	65.4 (Overall)
Race State	Finished



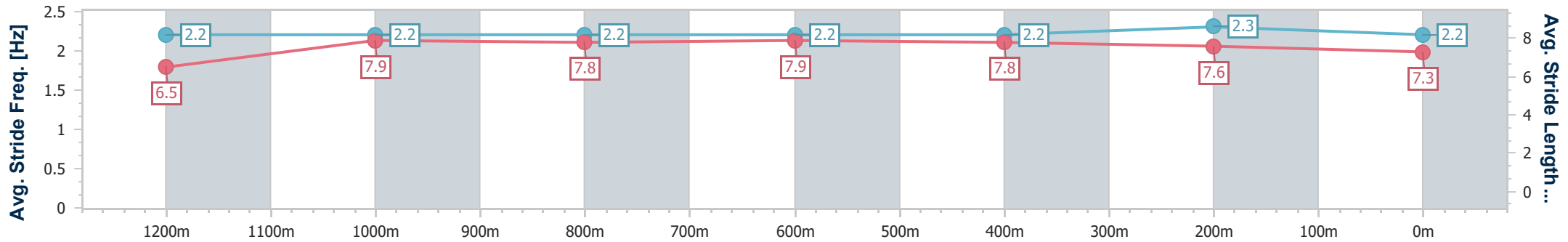
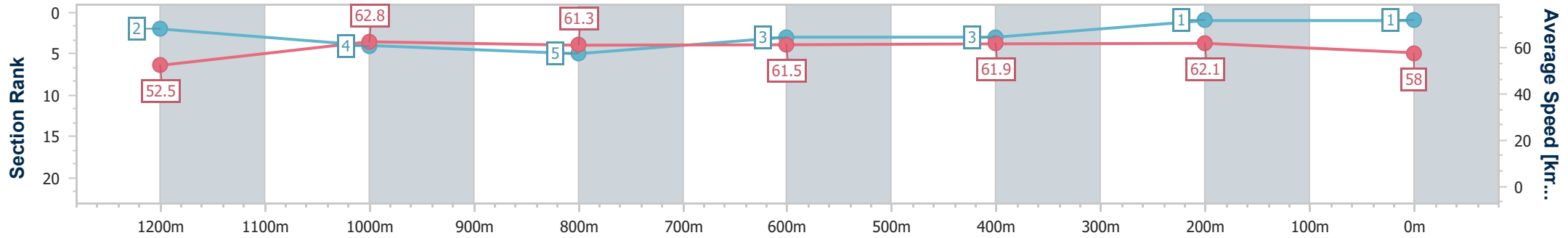
Sunshine Coast QLD Professional
 Race 7: TRAVIS SCHULTZ & PARTNERS BENCHMARK 62
 Handicap - 1400m



17 January 2025 - 16:25

Track Rating: Good 4, Weather: Fine, Rail Position: +9m Entire

Section	Overall	1200m	1000m	800m	600m	400m	200m
Section Times	1:24.50 [1] (0:13.69)	1:10.81 [2] (0:11.48)	0:59.33 [4] (0:11.75)	0:47.58 [5] (0:11.78)	0:35.80 [3] (0:11.73)	0:24.07 [3] (0:11.62)	0:12.45 [1] (0:12.45)
Average Speed [km/h]	52.5	62.8	61.3	61.5	61.9	62.1	58.0
Top Speed [km/h]	65.4	64.5	62.0	62.2	62.8	62.8	60.8
Avg. Dist. to Rail [m]	0.2	0.2	0.1	0.9	2.1	3.0	3.8
Avg. Stride Freq. [Hz]	2.2	2.2	2.2	2.2	2.2	2.3	2.2
Avg. Stride Length [m]	6.5	7.9	7.8	7.9	7.8	7.6	7.3



- [] Ranking at each section and finish
- .-.- No data available at this section
- NA No data available



Horse/Jockey Name	Bolshevic Road
Final Rank	2
Fastest Section Time (Section)	0:11.39 (800m)
Top Speed [km/h] (Section)	65.0 (1200m)
Race State	Finished



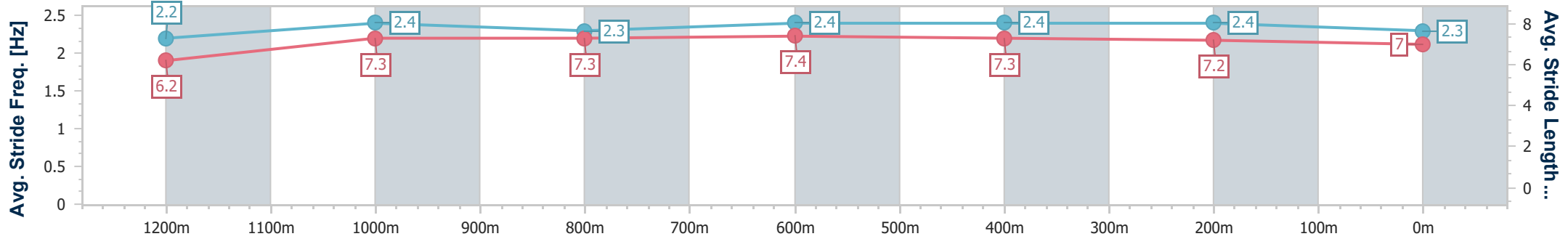
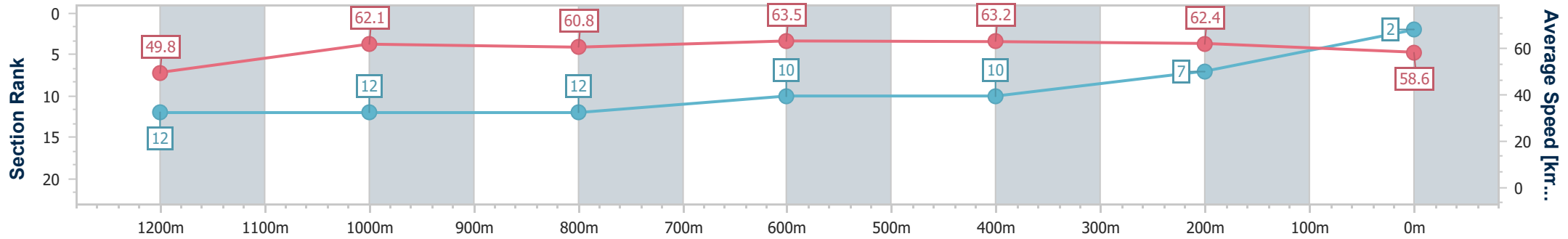
Sunshine Coast QLD Professional
Race 7: TRAVIS SCHULTZ & PARTNERS BENCHMARK 62
Handicap - 1400m



17 January 2025 - 16:25

Track Rating: Good 4, Weather: Fine, Rail Position: +9m Entire

Section	Overall	1200m	1000m	800m	600m	400m	200m
Section Times	1:24.77 [2] (0:14.49)	1:10.28 [12] (0:11.58)	0:58.70 [12] (0:11.86)	0:46.84 [12] (0:11.39)	0:35.45 [10] (0:11.60)	0:23.85 [10] (0:11.54)	0:12.31 [7] (0:12.31)
Average Speed [km/h]	49.8	62.1	60.8	63.5	63.2	62.4	58.6
Top Speed [km/h]	64.6	65.0	62.8	64.3	63.8	64.2	60.2
Avg. Dist. to Rail [m]	2.8	0.6	0.5	1.0	2.9	3.1	3.5
Avg. Stride Freq. [Hz]	2.2	2.4	2.3	2.4	2.4	2.4	2.3
Avg. Stride Length [m]	6.2	7.3	7.3	7.4	7.3	7.2	7.0



- [] Ranking at each section and finish
- .-.- No data available at this section
- NA No data available



Horse/Jockey Name	Valantino Roc
Final Rank	3
Fastest Section Time (Section)	0:11.57 (1200m)
Top Speed [km/h] (Section)	64.7 (Overall)
Race State	Finished



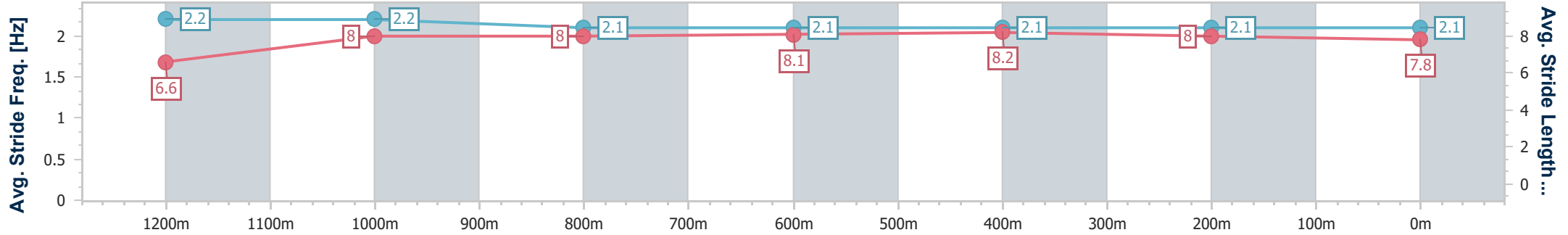
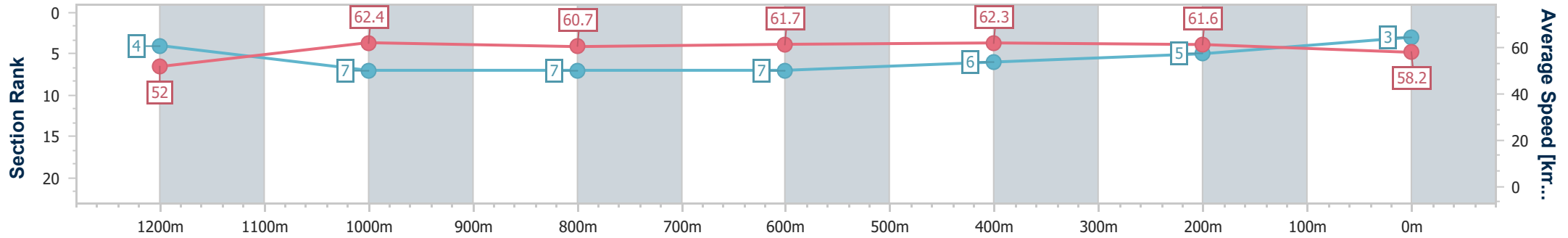
Sunshine Coast QLD Professional
Race 7: TRAVIS SCHULTZ & PARTNERS BENCHMARK 62
Handicap - 1400m



17 January 2025 - 16:25

Track Rating: Good 4, Weather: Fine, Rail Position: +9m Entire

Section	Overall	1200m	1000m	800m	600m	400m	200m
Section Times	1:24.83 [3] (0:13.81)	1:11.02 [4] (0:11.57)	0:59.45 [7] (0:11.85)	0:47.60 [7] (0:11.75)	0:35.85 [7] (0:11.76)	0:24.09 [6] (0:11.70)	0:12.39 [5] (0:12.39)
Average Speed [km/h]	52.0	62.4	60.7	61.7	62.3	61.6	58.2
Top Speed [km/h]	64.7	64.7	61.8	62.3	63.1	62.6	60.1
Avg. Dist. to Rail [m]	1.5	0.3	0.3	1.2	3.3	6.0	6.3
Avg. Stride Freq. [Hz]	2.2	2.2	2.1	2.1	2.1	2.1	2.1
Avg. Stride Length [m]	6.6	8.0	8.0	8.1	8.2	8.0	7.8



- [] Ranking at each section and finish
- .-.- No data available at this section
- NA No data available



Horse/Jockey Name	Ready And Lucky
Final Rank	4
Fastest Section Time (Section)	0:11.42 (1200m)
Top Speed [km/h] (Section)	65.7 (Overall)
Race State	Finished



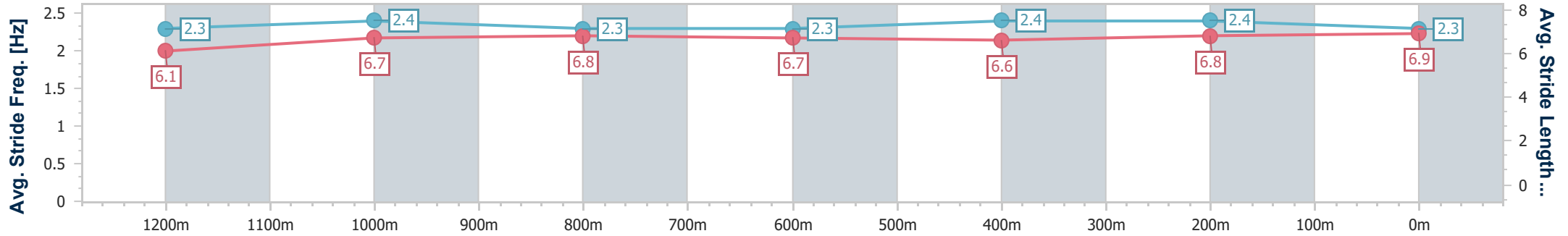
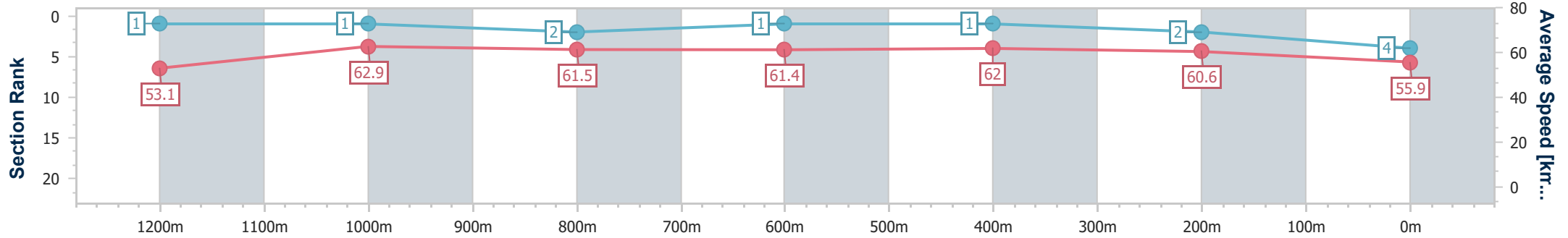
Sunshine Coast QLD Professional
 Race 7: TRAVIS SCHULTZ & PARTNERS BENCHMARK 62
 Handicap - 1400m



17 January 2025 - 16:25

Track Rating: Good 4, Weather: Fine, Rail Position: +9m Entire

Section	Overall	1200m	1000m	800m	600m	400m	200m
Section Times	1:24.96 [4] (0:13.60)	1:11.36 [1] (0:11.42)	0:59.94 [1] (0:11.71)	0:48.23 [2] (0:11.72)	0:36.51 [1] (0:11.71)	0:24.80 [1] (0:11.90)	0:12.90 [2] (0:12.90)
Average Speed [km/h]	53.1	62.9	61.5	61.4	62.0	60.6	55.9
Top Speed [km/h]	65.7	65.6	61.9	62.0	62.4	61.9	59.0
Avg. Dist. to Rail [m]	4.3	0.7	0.2	0.5	1.5	2.6	2.7
Avg. Stride Freq. [Hz]	2.3	2.4	2.3	2.3	2.4	2.4	2.3
Avg. Stride Length [m]	6.1	6.7	6.8	6.7	6.6	6.8	6.9



- [] Ranking at each section and finish
- .-.- No data available at this section
- NA No data available



Horse/Jockey Name	Russian Mystic
Final Rank	5
Fastest Section Time (Section)	0:11.55 (1200m)
Top Speed [km/h] (Section)	64.7 (Overall)
Race State	Finished



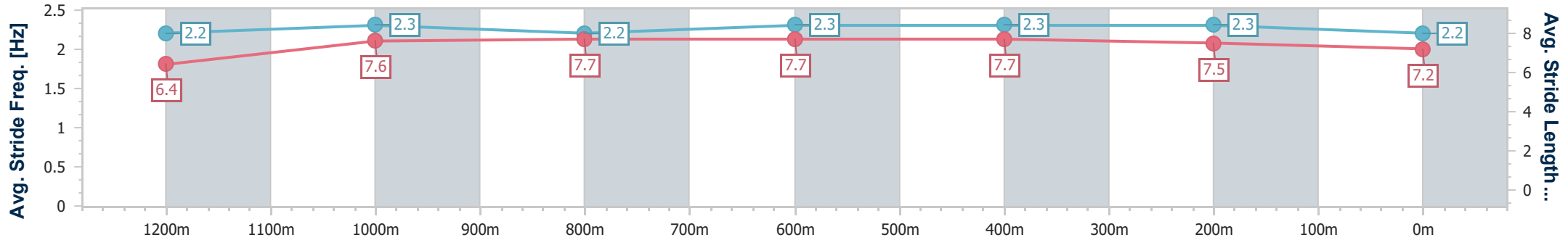
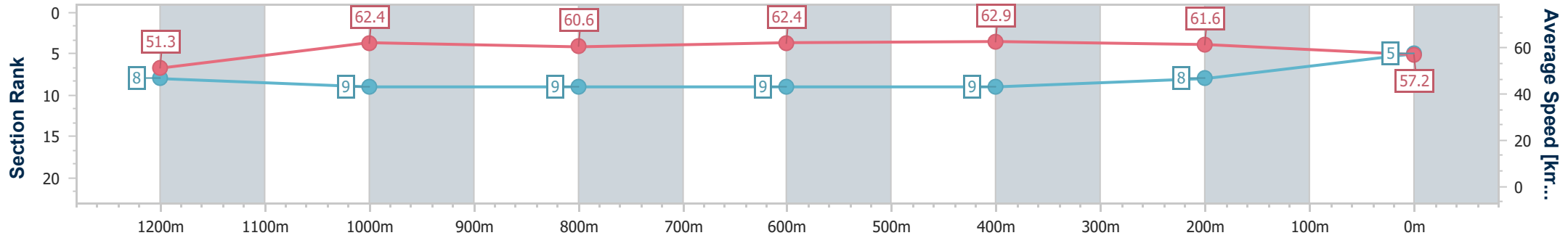
Sunshine Coast QLD Professional
 Race 7: TRAVIS SCHULTZ & PARTNERS BENCHMARK 62
 Handicap - 1400m



17 January 2025 - 16:25

Track Rating: Good 4, Weather: Fine, Rail Position: +9m Entire

Section	Overall	1200m	1000m	800m	600m	400m	200m
Section Times	1:25.15 [5] (0:14.05)	1:11.10 [8] (0:11.55)	0:59.55 [9] (0:11.88)	0:47.67 [9] (0:11.69)	0:35.98 [9] (0:11.74)	0:24.24 [9] (0:11.68)	0:12.56 [8] (0:12.56)
Average Speed [km/h]	51.3	62.4	60.6	62.4	62.9	61.6	57.2
Top Speed [km/h]	64.7	64.7	61.7	63.1	63.5	62.8	59.9
Avg. Dist. to Rail [m]	4.2	1.4	1.0	2.2	4.0	7.0	7.9
Avg. Stride Freq. [Hz]	2.2	2.3	2.2	2.3	2.3	2.3	2.2
Avg. Stride Length [m]	6.4	7.6	7.7	7.7	7.7	7.5	7.2



- [] Ranking at each section and finish
- .-.- No data available at this section
- NA No data available



Horse/Jockey Name	Loose Unit
Final Rank	6
Fastest Section Time (Section)	0:11.40 (1200m)
Top Speed [km/h] (Section)	66.1 (Overall)
Race State	Finished



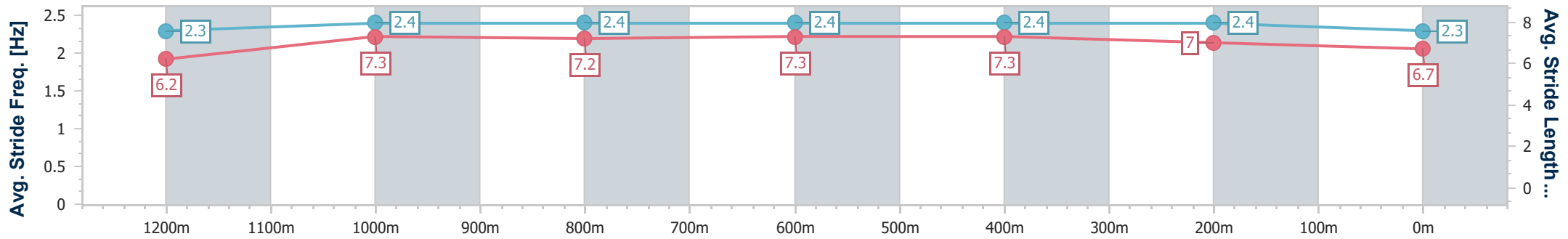
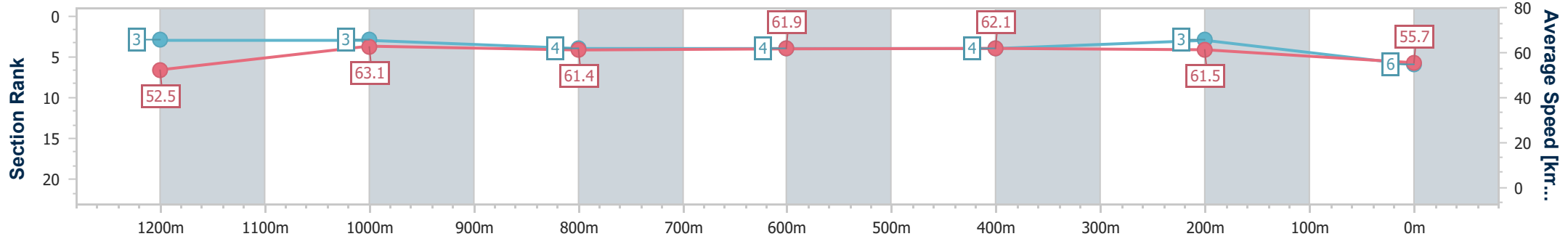
Sunshine Coast QLD Professional
 Race 7: TRAVIS SCHULTZ & PARTNERS BENCHMARK 62
 Handicap - 1400m



17 January 2025 - 16:25

Track Rating: Good 4, Weather: Fine, Rail Position: +9m Entire

Section	Overall	1200m	1000m	800m	600m	400m	200m
Section Times	1:25.17 [6] (0:13.70)	1:11.47 [3] (0:11.40)	1:00.07 [3] (0:11.80)	0:48.27 [4] (0:11.82)	0:36.45 [4] (0:11.77)	0:24.68 [4] (0:11.76)	0:12.92 [3] (0:12.92)
Average Speed [km/h]	52.5	63.1	61.4	61.9	62.1	61.5	55.7
Top Speed [km/h]	66.1	65.2	62.6	62.5	62.9	62.3	59.4
Avg. Dist. to Rail [m]	7.6	3.0	2.5	2.4	2.9	5.4	5.3
Avg. Stride Freq. [Hz]	2.3	2.4	2.4	2.4	2.4	2.4	2.3
Avg. Stride Length [m]	6.2	7.3	7.2	7.3	7.3	7.0	6.7



- [] Ranking at each section and finish
- .-.- No data available at this section
- NA No data available



Horse/Jockey Name	Touch Of Gracie
Final Rank	7
Fastest Section Time (Section)	0:11.51 (1200m)
Top Speed [km/h] (Section)	65.9 (Overall)
Race State	Finished



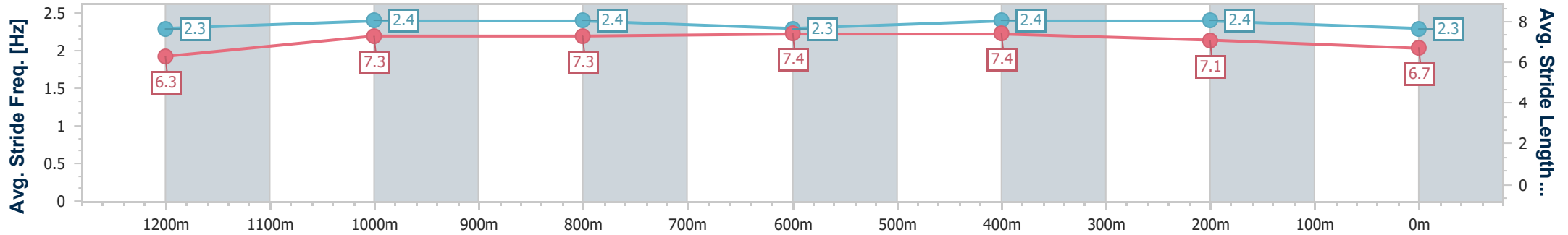
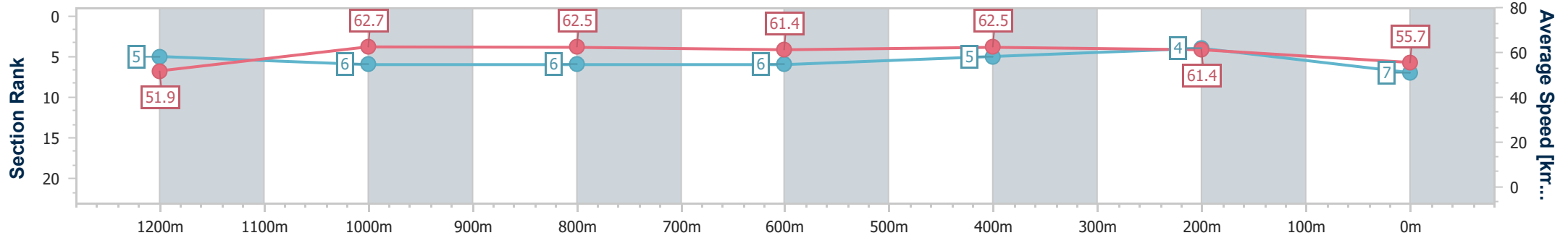
Sunshine Coast QLD Professional
 Race 7: TRAVIS SCHULTZ & PARTNERS BENCHMARK 62
 Handicap - 1400m



17 January 2025 - 16:25

Track Rating: Good 4, Weather: Fine, Rail Position: +9m Entire

Section	Overall	1200m	1000m	800m	600m	400m	200m
Section Times	1:25.22 [7] (0:13.85)	1:11.37 [5] (0:11.51)	0:59.86 [6] (0:11.61)	0:48.25 [6] (0:11.89)	0:36.36 [6] (0:11.72)	0:24.64 [5] (0:11.72)	0:12.92 [4] (0:12.92)
Average Speed [km/h]	51.9	62.7	62.5	61.4	62.5	61.4	55.7
Top Speed [km/h]	65.9	65.5	63.9	63.0	63.5	63.5	58.7
Avg. Dist. to Rail [m]	6.2	2.3	2.6	2.4	3.2	5.8	6.5
Avg. Stride Freq. [Hz]	2.3	2.4	2.4	2.3	2.4	2.4	2.3
Avg. Stride Length [m]	6.3	7.3	7.3	7.4	7.4	7.1	6.7



- [] Ranking at each section and finish
- .-.- No data available at this section
- NA No data available



Horse/Jockey Name	Selous
Final Rank	8
Fastest Section Time (Section)	0:11.54 (400m)
Top Speed [km/h] (Section)	64.6 (Overall)
Race State	Finished



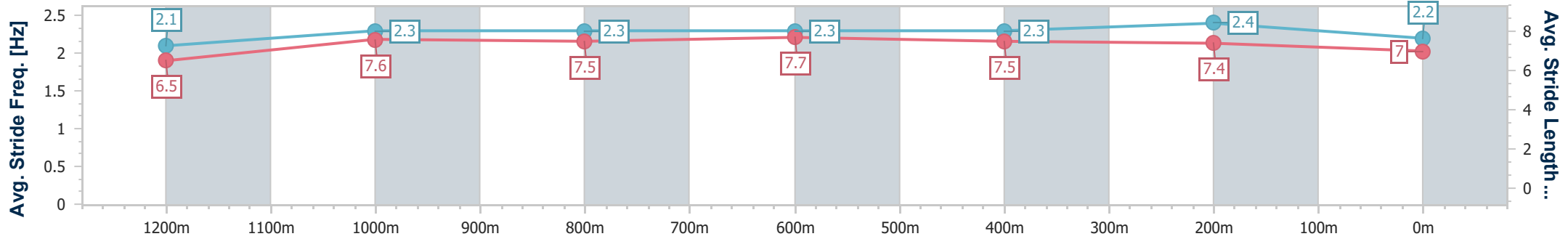
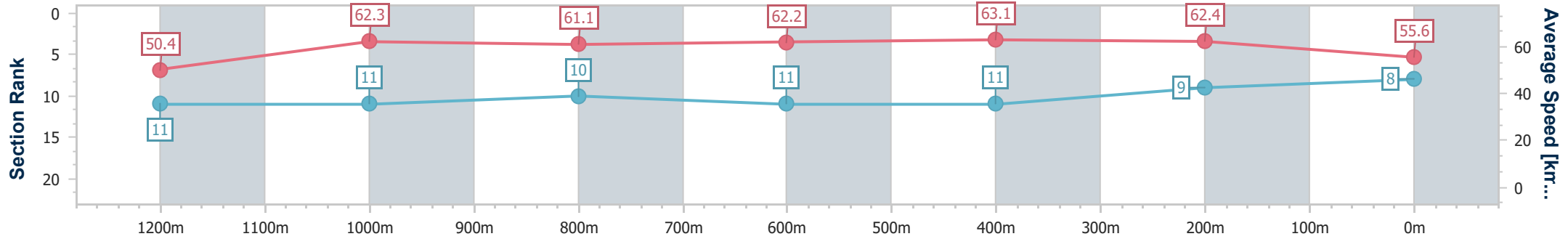
Sunshine Coast QLD Professional
 Race 7: TRAVIS SCHULTZ & PARTNERS BENCHMARK 62
 Handicap - 1400m



17 January 2025 - 16:25

Track Rating: Good 4, Weather: Fine, Rail Position: +9m Entire

Section	Overall	1200m	1000m	800m	600m	400m	200m
Section Times	1:25.60 [8] (0:14.31)	1:11.29 [11] (0:11.56)	0:59.73 [11] (0:11.79)	0:47.94 [10] (0:11.77)	0:36.17 [11] (0:11.64)	0:24.53 [11] (0:11.54)	0:12.99 [9] (0:12.99)
Average Speed [km/h]	50.4	62.3	61.1	62.2	63.1	62.4	55.6
Top Speed [km/h]	64.6	64.4	62.5	63.6	64.4	64.5	59.9
Avg. Dist. to Rail [m]	5.3	1.7	1.4	2.1	4.3	8.9	8.9
Avg. Stride Freq. [Hz]	2.1	2.3	2.3	2.3	2.3	2.4	2.2
Avg. Stride Length [m]	6.5	7.6	7.5	7.7	7.5	7.4	7.0



- [] Ranking at each section and finish
- .-.- No data available at this section
- NA No data available



Horse/Jockey Name	Sock'emsid
Final Rank	9
Fastest Section Time (Section)	0:11.14 (1200m)
Top Speed [km/h] (Section)	66.0 (1200m)
Race State	Finished



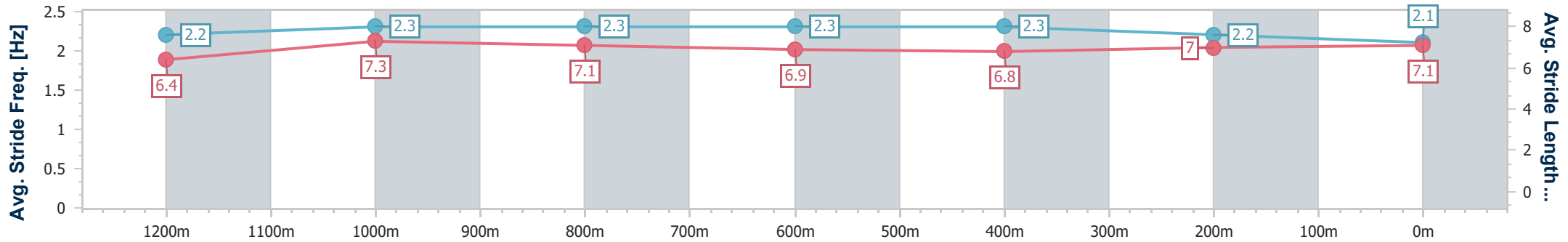
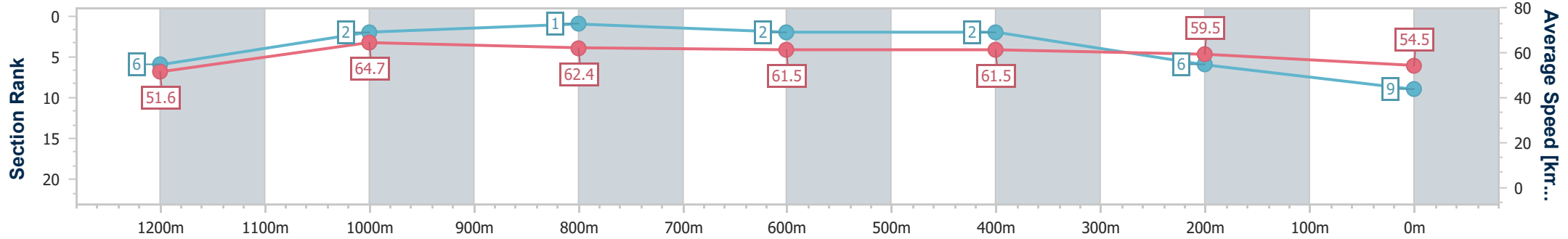
Sunshine Coast QLD Professional
 Race 7: TRAVIS SCHULTZ & PARTNERS BENCHMARK 62
 Handicap - 1400m



17 January 2025 - 16:25

Track Rating: Good 4, Weather: Fine, Rail Position: +9m Entire

Section	Overall	1200m	1000m	800m	600m	400m	200m
Section Times	1:25.63 [9] (0:13.96)	1:11.67 [6] (0:11.14)	1:00.53 [2] (0:11.53)	0:49.00 [1] (0:11.83)	0:37.17 [2] (0:11.85)	0:25.32 [2] (0:12.14)	0:13.18 [6] (0:13.18)
Average Speed [km/h]	51.6	64.7	62.4	61.5	61.5	59.5	54.5
Top Speed [km/h]	65.7	66.0	63.7	61.9	62.2	60.8	57.7
Avg. Dist. to Rail [m]	8.1	2.6	1.2	1.2	2.3	3.7	4.0
Avg. Stride Freq. [Hz]	2.2	2.3	2.3	2.3	2.3	2.2	2.1
Avg. Stride Length [m]	6.4	7.3	7.1	6.9	6.8	7.0	7.1



- [] Ranking at each section and finish
- .-.- No data available at this section
- NA No data available



Horse/Jockey Name	The Claimant
Final Rank	10
Fastest Section Time (Section)	0:11.67 (1200m)
Top Speed [km/h] (Section)	64.1 (Overall)
Race State	Finished

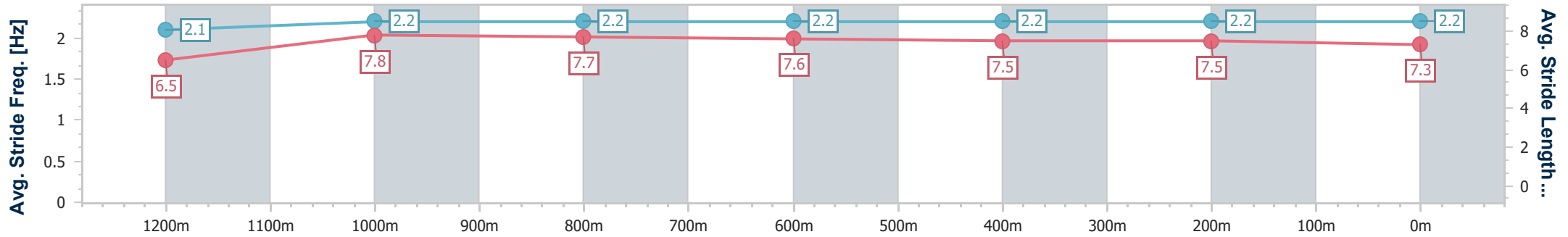
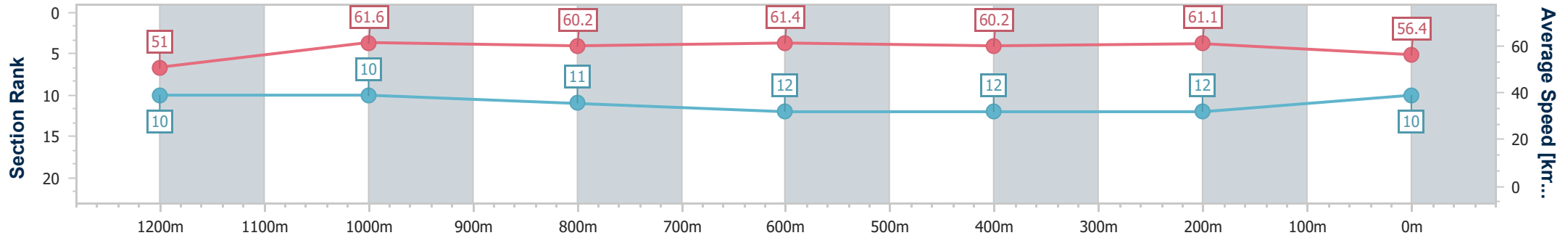


Sunshine Coast QLD Professional
 Race 7: TRAVIS SCHULTZ & PARTNERS BENCHMARK 62
 Handicap - 1400m
 17 January 2025 - 16:25



Track Rating: Good 4, Weather: Fine, Rail Position: +9m Entire

Section	Overall	1200m	1000m	800m	600m	400m	200m
Section Times	1:26.26 [10] (0:14.19)	1:12.07 [10] (0:11.67)	1:00.40 [10] (0:11.96)	0:48.44 [11] (0:11.79)	0:36.65 [12] (0:12.09)	0:24.56 [12] (0:11.79)	0:12.77 [12] (0:12.77)
Average Speed [km/h]	51.0	61.6	60.2	61.4	60.2	61.1	56.4
Top Speed [km/h]	64.1	64.0	61.0	62.1	60.5	62.0	61.1
Avg. Dist. to Rail [m]	1.5	0.7	0.7	0.8	2.0	4.7	5.7
Avg. Stride Freq. [Hz]	2.1	2.2	2.2	2.2	2.2	2.2	2.2
Avg. Stride Length [m]	6.5	7.8	7.7	7.6	7.5	7.5	7.3



- [] Ranking at each section and finish
- .-.- No data available at this section
- NA No data available



Horse/Jockey Name	Hillcrest Avenue
Final Rank	11
Fastest Section Time (Section)	0:11.35 (1200m)
Top Speed [km/h] (Section)	65.1 (Overall)
Race State	Finished



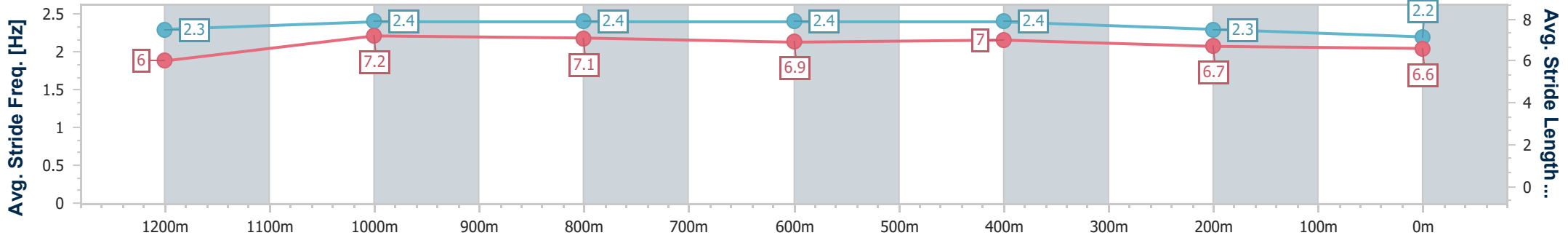
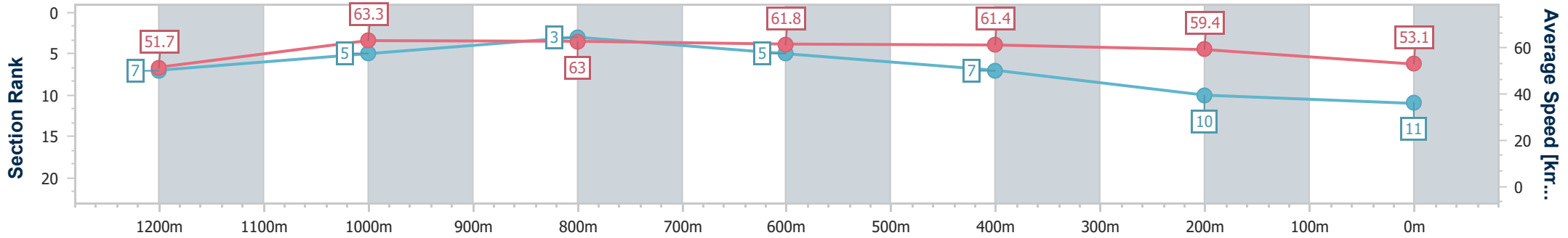
Sunshine Coast QLD Professional
Race 7: TRAVIS SCHULTZ & PARTNERS BENCHMARK 62
Handicap - 1400m



17 January 2025 - 16:25

Track Rating: Good 4, Weather: Fine, Rail Position: +9m Entire

Section	Overall	1200m	1000m	800m	600m	400m	200m
Section Times	1:26.47 [11] (0:13.98)	1:12.49 [7] (0:11.35)	1:01.14 [5] (0:11.54)	0:49.60 [3] (0:11.89)	0:37.71 [5] (0:12.04)	0:25.67 [7] (0:12.08)	0:13.59 [10] (0:13.59)
Average Speed [km/h]	51.7	63.3	63.0	61.8	61.4	59.4	53.1
Top Speed [km/h]	65.1	64.6	63.5	62.7	62.2	61.2	56.6
Avg. Dist. to Rail [m]	6.3	2.4	2.7	3.4	4.9	8.1	8.1
Avg. Stride Freq. [Hz]	2.3	2.4	2.4	2.4	2.4	2.3	2.2
Avg. Stride Length [m]	6.0	7.2	7.1	6.9	7.0	6.7	6.6



- [] Ranking at each section and finish
- .-.- No data available at this section
- NA No data available



Horse/Jockey Name	Lady Nikster
Final Rank	12
Fastest Section Time (Section)	0:11.44 (1200m)
Top Speed [km/h] (Section)	65.3 (Overall)
Race State	Finished

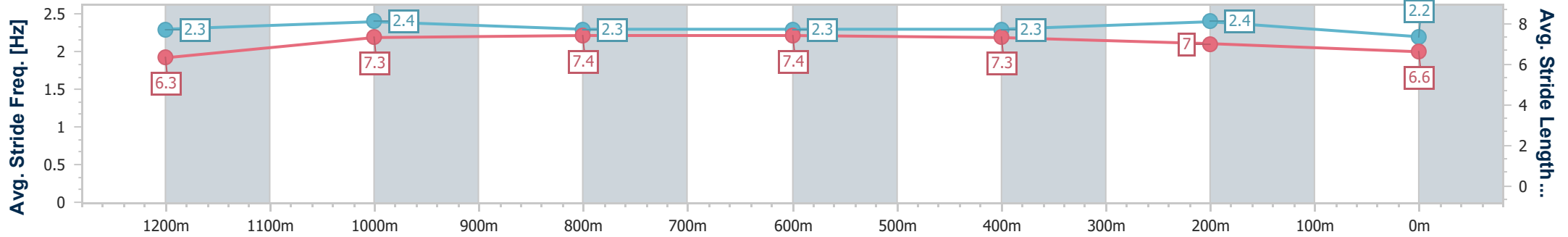
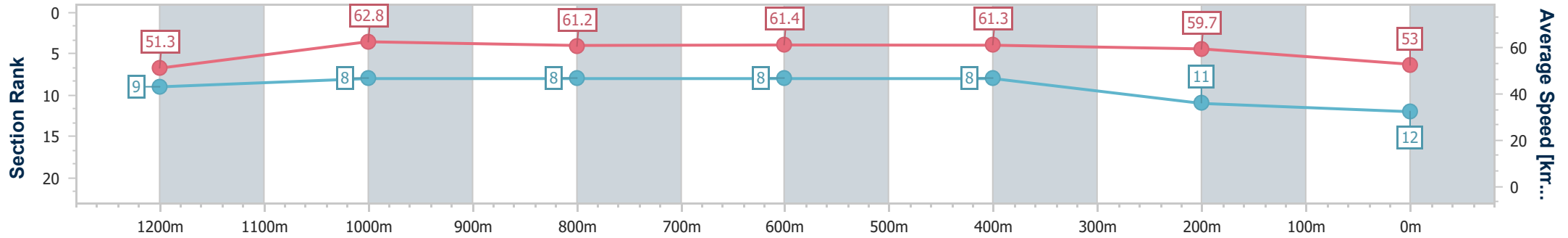


Sunshine Coast QLD Professional
 Race 7: TRAVIS SCHULTZ & PARTNERS BENCHMARK 62
 Handicap - 1400m
 17 January 2025 - 16:25



Track Rating: Good 4, Weather: Fine, Rail Position: +9m Entire

Section	Overall	1200m	1000m	800m	600m	400m	200m
Section Times	1:26.50 [12] (0:14.06)	1:12.44 [9] (0:11.44)	1:01.00 [8] (0:11.78)	0:49.22 [8] (0:11.79)	0:37.43 [8] (0:11.77)	0:25.66 [8] (0:12.05)	0:13.61 [11] (0:13.61)
Average Speed [km/h]	51.3	62.8	61.2	61.4	61.3	59.7	53.0
Top Speed [km/h]	65.3	65.2	62.1	62.0	62.4	61.2	56.8
Avg. Dist. to Rail [m]	2.7	0.5	0.2	0.5	0.6	1.1	2.7
Avg. Stride Freq. [Hz]	2.3	2.4	2.3	2.3	2.3	2.4	2.2
Avg. Stride Length [m]	6.3	7.3	7.4	7.4	7.3	7.0	6.6



- [] Ranking at each section and finish
- .-.- No data available at this section
- NA No data available



Sunshine Coast QLD Professional

Race 8: MANSELL PREMIX BENCHMARK 62 Handicap - 1000m



17 January 2025 - 17:00

Track Rating: Good 4, Weather: Fine, Rail Position: +9m Entire

Section											Last 600m		
Field Times		Overall	800m	600m	400m	200m							
		0:57.55 (0:13.13)	0:44.42 (0:10.91)	0:33.51 (0:10.95)	0:22.56 (0:10.90)	0:11.66 (0:11.66)						0:33.51	
Rank	TAB	Horse/Jockey	Barrier	Top Speed [km/h]	Fastest Section							Margin	Distance Travelled [m]
1	15	BELEGATO Jag Guthmann-Chester	4	68.7 800m	0:10.74 800m	0:57.55 [1] (0:13.30)	0:44.25 [4] (0:10.74)	0:33.51 [1] (0:11.09)	0:22.42 [2] (0:10.76)	0:11.66 [1] (0:11.66)	0:57.55	0:33.51	
2	9	ARTIE PANTZ Michael Rodd	1	68.3 800m	0:10.78 400m	0:57.71 [2] (0:13.37)	0:44.34 [5] (0:10.81)	0:33.53 [4] (0:11.12)	0:22.41 [3] (0:10.78)	0:11.63 [3] (0:11.63)	0.8L	0:33.53	-3
3	7	PINK CASHMERE Jace McMurray	5	68.3 400m	0:10.78 400m	0:57.93 [3] (0:13.27)	0:44.66 [3] (0:11.00)	0:33.66 [5] (0:11.25)	0:22.41 [5] (0:10.78)	0:11.63 [4] (0:11.63)	2.1L	0:33.66	+2
4	12	PLATINUM LIES Jake Bayliss	6	67.4 800m	0:10.92 800m	0:58.02 [4] (0:13.13)	0:44.89 [1] (0:10.92)	0:33.97 [2] (0:10.94)	0:23.03 [1] (0:11.06)	0:11.97 [2] (0:11.97)	2.5L	0:33.97	-7
5	13	READY TO BOOM Samantha Collett	2	67.7 800m	0:10.82 800m	0:58.24 [5] (0:13.58)	0:44.66 [7] (0:10.82)	0:33.84 [6] (0:11.21)	0:22.63 [6] (0:10.91)	0:11.72 [5] (0:11.72)	3.8L	0:33.84	-3
6	10	CAXTON LASS Dan McGillivray	8	68.2 800m	0:10.83 400m	0:58.36 [6] (0:13.46)	0:44.90 [6] (0:11.09)	0:33.81 [7] (0:11.26)	0:22.55 [8] (0:10.83)	0:11.72 [7] (0:11.72)	4.3L	0:33.81	+1
7	8	SMART RECOGNITION Micheal Hellyer	9	68.1 800m	0:10.72 800m	0:58.63 [7] (0:14.01)	0:44.62 [9] (0:10.72)	0:33.90 [9] (0:10.95)	0:22.95 [7] (0:10.93)	0:12.02 [6] (0:12.02)	5.8L	0:33.90	-5
8	14	HOT TORQUE INVEGAS Cody Collis	7	68.9 800m	0:10.99 800m	0:58.98 [8] (0:13.17)	0:45.81 [2] (0:10.99)	0:34.82 [3] (0:11.30)	0:23.52 [4] (0:11.25)	0:12.27 [8] (0:12.27)	7.8L	0:34.82	+2
9	5	LITTLE VISTA Corey Sutherland	3	68.1 800m	0:11.04 800m	0:59.10 [9] (0:13.62)	0:45.48 [8] (0:11.04)	0:34.44 [8] (0:11.20)	0:23.24 [9] (0:11.09)	0:12.15 [9] (0:12.15)	8.3L	0:34.44	+0

Scratched: Curry Legend (#19), Adalie (#3), Tokyo Sins (#1), Like Smoke (#18), New Hampshire (#6), Inlanda (#16), All England (#20), Diamond Lass (#11), Luvin' Our Grace (#17), My Eloise (#2), Dance Wizza

[] Ranking at each section and finish
 -:-:- No data available at this section
 NA No data available

SCN Saddle cloth number
 DNF Did not finish
 DNT Did not track



Horse/Jockey Name	Belegato
Final Rank	1
Fastest Section Time (Section)	0:10.74 (800m)
Top Speed [km/h] (Section)	68.7 (800m)
Race State	Finished



Sunshine Coast QLD Professional

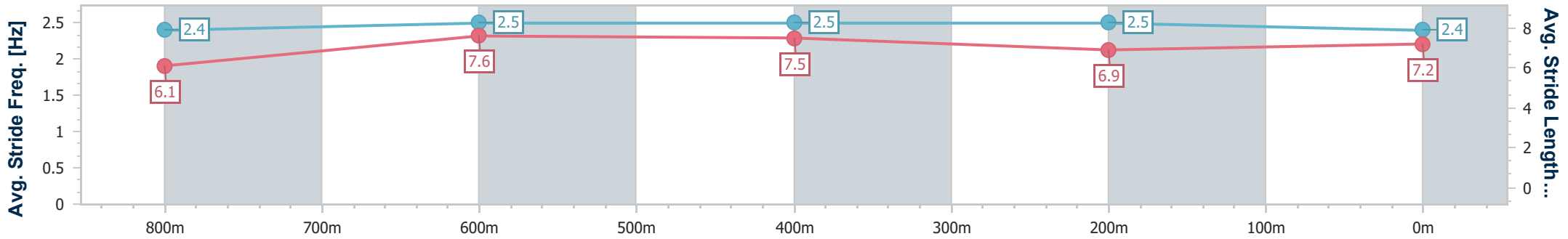
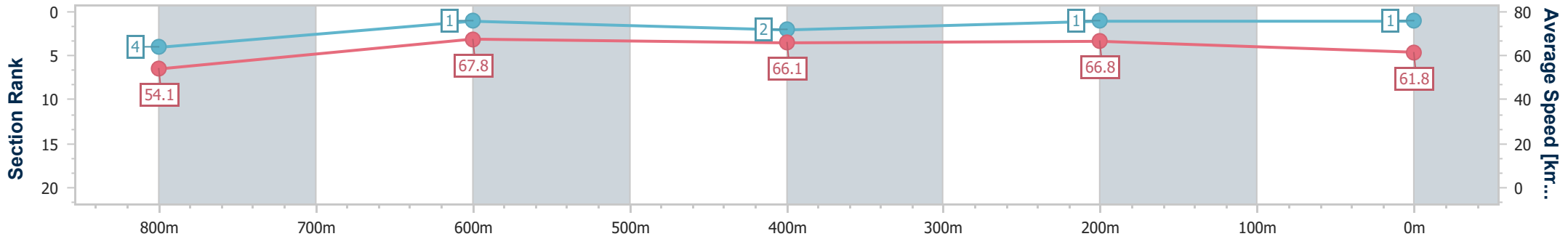
Race 8: MANSELL PREMIX BENCHMARK 62 Handicap - 1000m



17 January 2025 - 17:00

Track Rating: Good 4, Weather: Fine, Rail Position: +9m Entire

Section	Overall	800m	600m	400m	200m
Section Times	0:57.55 [1] (0:13.30)	0:44.25 [4] (0:10.74)	0:33.51 [1] (0:11.09)	0:22.42 [2] (0:10.76)	0:11.66 [1] (0:11.66)
Average Speed [km/h]	54.1	67.8	66.1	66.8	61.8
Top Speed [km/h]	67.0	68.7	67.3	67.8	65.4
Avg. Dist. to Rail [m]	3.7	2.3	2.9	4.8	5.0
Avg. Stride Freq. [Hz]	2.4	2.5	2.5	2.5	2.4
Avg. Stride Length [m]	6.1	7.6	7.5	6.9	7.2



- [] Ranking at each section and finish
- .-.- No data available at this section
- NA No data available



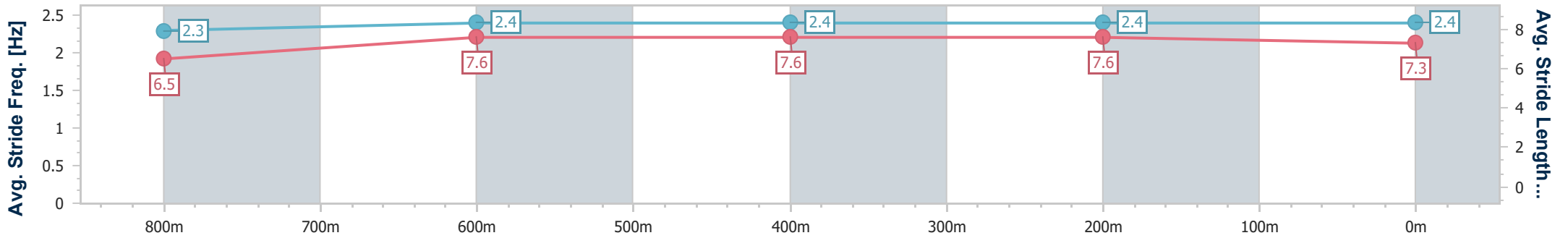
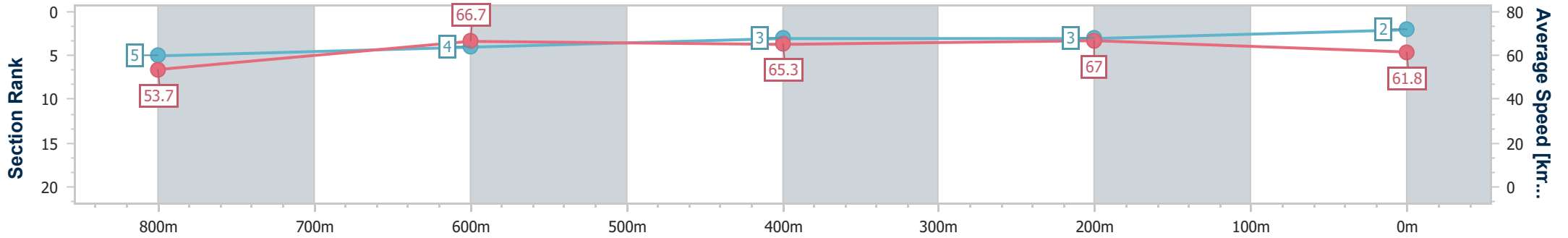
Horse/Jockey Name	Artie Pantz
Final Rank	2
Fastest Section Time (Section)	0:10.78 (400m)
Top Speed [km/h] (Section)	68.3 (800m)
Race State	Finished



Sunshine Coast QLD Professional
 Race 8: MANSELL PREMIX BENCHMARK 62 Handicap - 1000m
 17 January 2025 - 17:00
 Track Rating: Good 4, Weather: Fine, Rail Position: +9m Entire



Section	Overall	800m	600m	400m	200m
Section Times	0:57.71 [2] (0:13.37)	0:44.34 [5] (0:10.81)	0:33.53 [4] (0:11.12)	0:22.41 [3] (0:10.78)	0:11.63 [3] (0:11.63)
Average Speed [km/h]	53.7	66.7	65.3	67.0	61.8
Top Speed [km/h]	66.9	68.3	66.8	68.1	65.4
Avg. Dist. to Rail [m]	1.7	0.5	1.7	4.2	4.1
Avg. Stride Freq. [Hz]	2.3	2.4	2.4	2.4	2.4
Avg. Stride Length [m]	6.5	7.6	7.6	7.6	7.3



- [] Ranking at each section and finish
- .-.- No data available at this section
- NA No data available



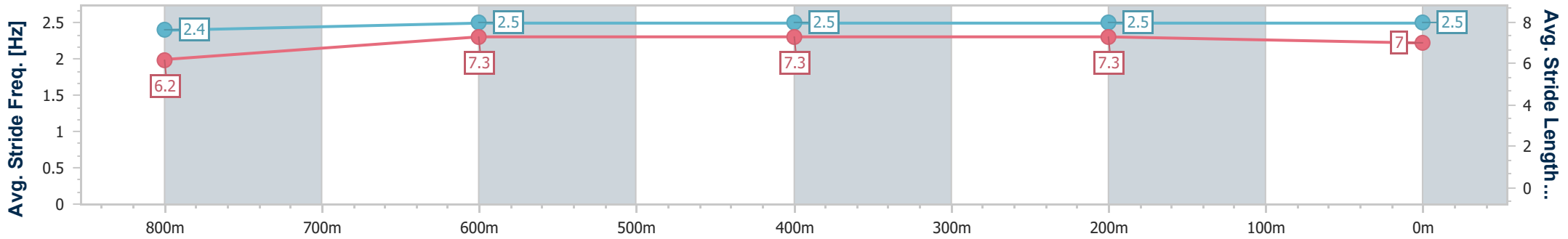
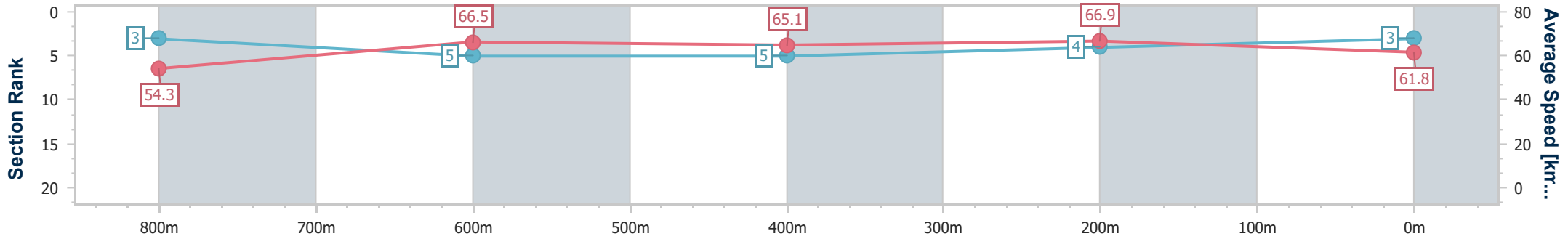
Horse/Jockey Name	Pink Cashmere
Final Rank	3
Fastest Section Time (Section)	0:10.78 (400m)
Top Speed [km/h] (Section)	68.3 (400m)
Race State	Finished



Sunshine Coast QLD Professional
 Race 8: MANSELL PREMIX BENCHMARK 62 Handicap - 1000m
 17 January 2025 - 17:00
 Track Rating: Good 4, Weather: Fine, Rail Position: +9m Entire



Section	Overall	800m	600m	400m	200m
Section Times	0:57.93 [3] (0:13.27)	0:44.66 [3] (0:11.00)	0:33.66 [5] (0:11.25)	0:22.41 [5] (0:10.78)	0:11.63 [4] (0:11.63)
Average Speed [km/h]	54.3	66.5	65.1	66.9	61.8
Top Speed [km/h]	68.1	67.4	66.8	68.3	65.0
Avg. Dist. to Rail [m]	4.3	3.4	3.7	3.6	3.7
Avg. Stride Freq. [Hz]	2.4	2.5	2.5	2.5	2.5
Avg. Stride Length [m]	6.2	7.3	7.3	7.3	7.0



- [] Ranking at each section and finish
- .-.- No data available at this section
- NA No data available



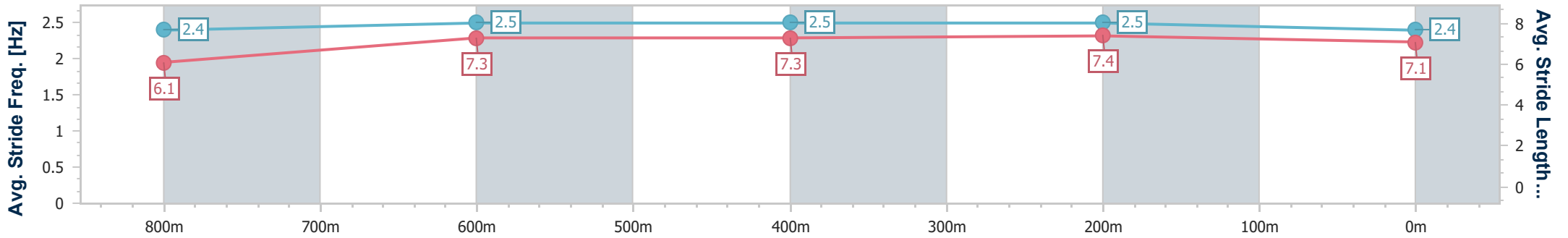
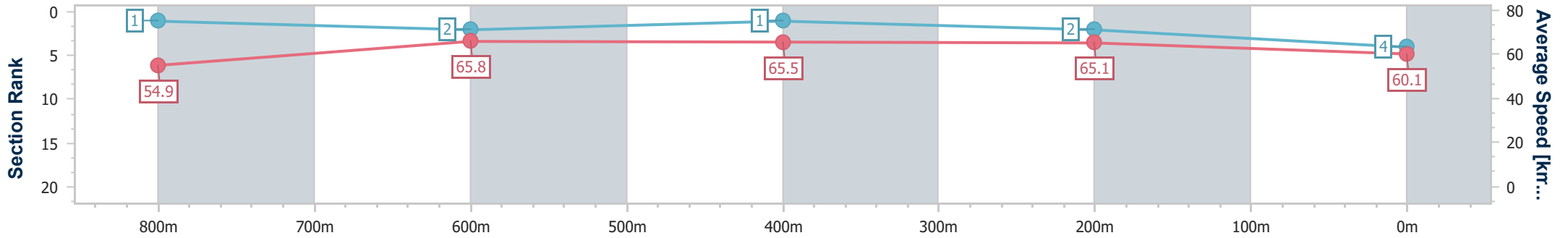
Horse/Jockey Name	Platinum Lies
Final Rank	4
Fastest Section Time (Section)	0:10.92 (800m)
Top Speed [km/h] (Section)	67.4 (800m)
Race State	Finished



Sunshine Coast QLD Professional
 Race 8: MANSELL PREMIX BENCHMARK 62 Handicap - 1000m
 17 January 2025 - 17:00
 Track Rating: Good 4, Weather: Fine, Rail Position: +9m Entire



Section	Overall	800m	600m	400m	200m
Section Times	0:58.02 [4] (0:13.13)	0:44.89 [1] (0:10.92)	0:33.97 [2] (0:10.94)	0:23.03 [1] (0:11.06)	0:11.97 [2] (0:11.97)
Average Speed [km/h]	54.9	65.8	65.5	65.1	60.1
Top Speed [km/h]	67.2	67.4	66.0	66.2	63.0
Avg. Dist. to Rail [m]	3.4	0.4	1.4	0.6	1.7
Avg. Stride Freq. [Hz]	2.4	2.5	2.5	2.5	2.4
Avg. Stride Length [m]	6.1	7.3	7.3	7.4	7.1



- [] Ranking at each section and finish
- .-.- No data available at this section
- NA No data available



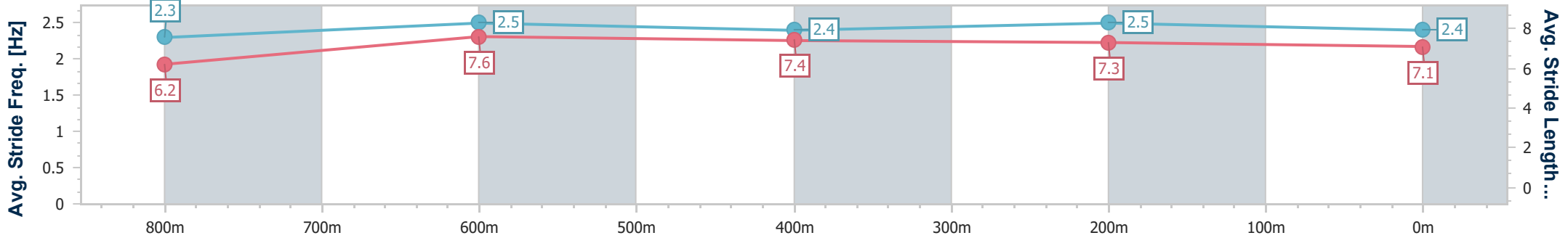
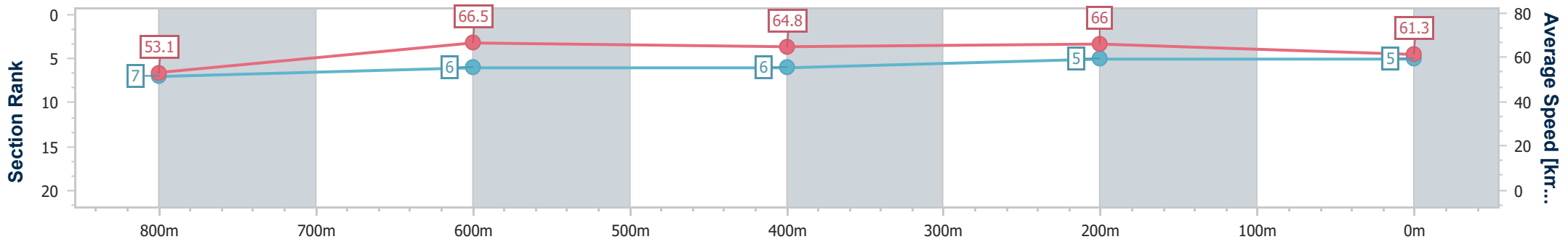
Horse/Jockey Name	Ready To Boom
Final Rank	5
Fastest Section Time (Section)	0:10.82 (800m)
Top Speed [km/h] (Section)	67.7 (800m)
Race State	Finished



Sunshine Coast QLD Professional
 Race 8: MANSELL PREMIX BENCHMARK 62 Handicap - 1000m
 17 January 2025 - 17:00
 Track Rating: Good 4, Weather: Fine, Rail Position: +9m Entire



Section	Overall	800m	600m	400m	200m
Section Times	0:58.24 [5] (0:13.58)	0:44.66 [7] (0:10.82)	0:33.84 [6] (0:11.21)	0:22.63 [6] (0:10.91)	0:11.72 [5] (0:11.72)
Average Speed [km/h]	53.1	66.5	64.8	66.0	61.3
Top Speed [km/h]	67.1	67.7	66.4	67.1	63.8
Avg. Dist. to Rail [m]	0.9	0.3	1.6	1.9	2.4
Avg. Stride Freq. [Hz]	2.3	2.5	2.4	2.5	2.4
Avg. Stride Length [m]	6.2	7.6	7.4	7.3	7.1



- [] Ranking at each section and finish
- .-.- No data available at this section
- NA No data available



Horse/Jockey Name	Caxton Lass
Final Rank	6
Fastest Section Time (Section)	0:10.83 (400m)
Top Speed [km/h] (Section)	68.2 (800m)
Race State	Finished



Sunshine Coast QLD Professional

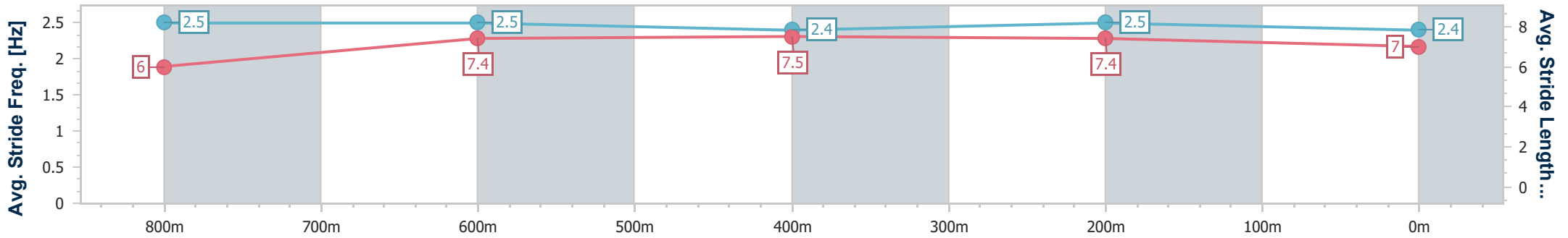
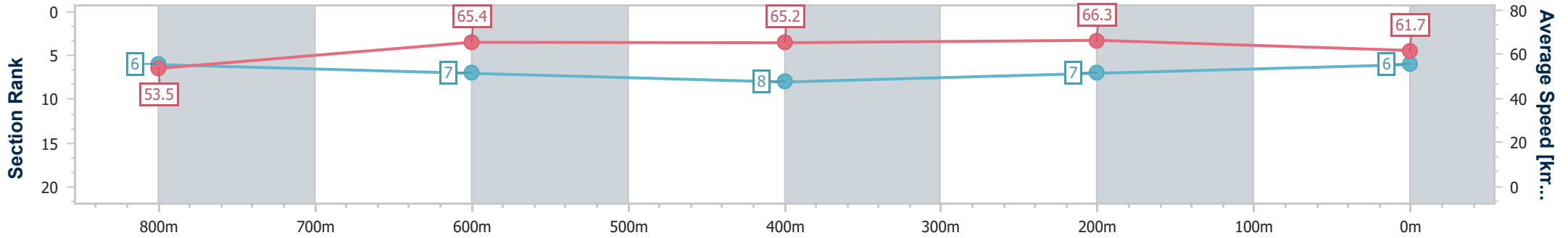
Race 8: MANSELL PREMIX BENCHMARK 62 Handicap - 1000m



17 January 2025 - 17:00

Track Rating: Good 4, Weather: Fine, Rail Position: +9m Entire

Section	Overall	800m	600m	400m	200m
Section Times	0:58.36 [6] (0:13.46)	0:44.90 [6] (0:11.09)	0:33.81 [7] (0:11.26)	0:22.55 [8] (0:10.83)	0:11.72 [7] (0:11.72)
Average Speed [km/h]	53.5	65.4	65.2	66.3	61.7
Top Speed [km/h]	67.2	68.2	67.5	67.9	64.8
Avg. Dist. to Rail [m]	6.6	2.4	3.2	4.9	6.9
Avg. Stride Freq. [Hz]	2.5	2.5	2.4	2.5	2.4
Avg. Stride Length [m]	6.0	7.4	7.5	7.4	7.0



- [] Ranking at each section and finish
- .-.- No data available at this section
- NA No data available



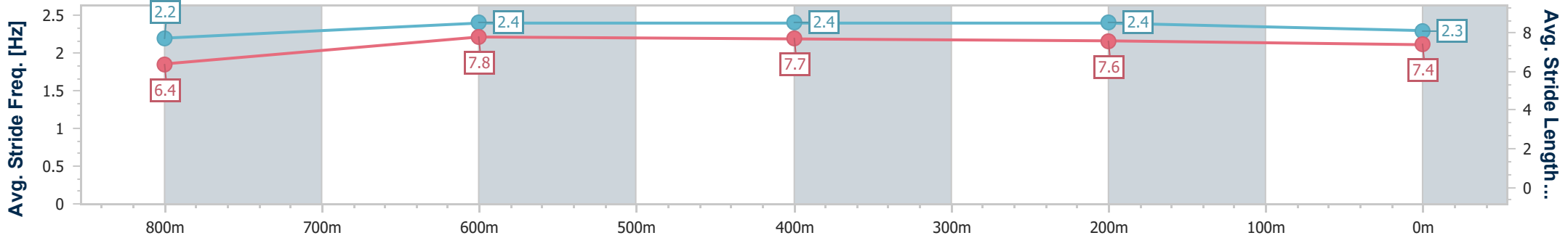
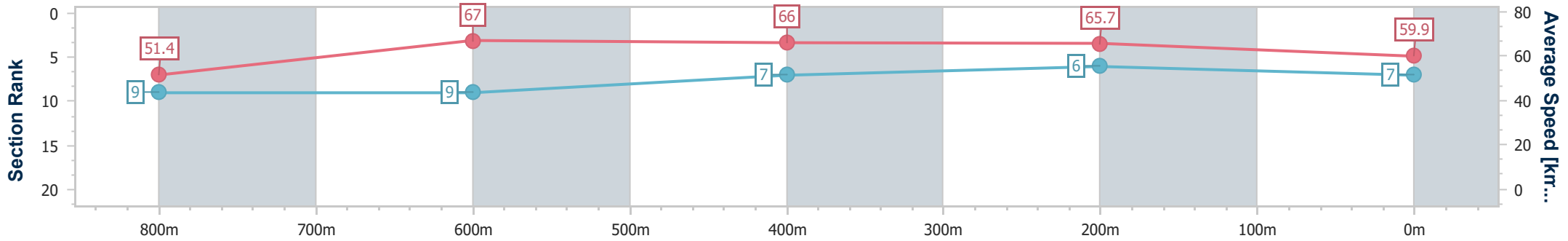
Horse/Jockey Name	Smart Recognition
Final Rank	7
Fastest Section Time (Section)	0:10.72 (800m)
Top Speed [km/h] (Section)	68.1 (800m)
Race State	Finished



17 January 2025 - 17:00

Track Rating: Good 4, Weather: Fine, Rail Position: +9m Entire

Section	Overall	800m	600m	400m	200m
Section Times	0:58.63 [7] (0:14.01)	0:44.62 [9] (0:10.72)	0:33.90 [9] (0:10.95)	0:22.95 [7] (0:10.93)	0:12.02 [6] (0:12.02)
Average Speed [km/h]	51.4	67.0	66.0	65.7	59.9
Top Speed [km/h]	66.8	68.1	67.2	66.8	63.7
Avg. Dist. to Rail [m]	5.2	0.6	0.5	1.6	2.3
Avg. Stride Freq. [Hz]	2.2	2.4	2.4	2.4	2.3
Avg. Stride Length [m]	6.4	7.8	7.7	7.6	7.4



- [] Ranking at each section and finish
- .-.- No data available at this section
- NA No data available



Horse/Jockey Name	Hot Torque Invegas
Final Rank	8
Fastest Section Time (Section)	0:10.99 (800m)
Top Speed [km/h] (Section)	68.9 (800m)
Race State	Finished



Sunshine Coast QLD Professional

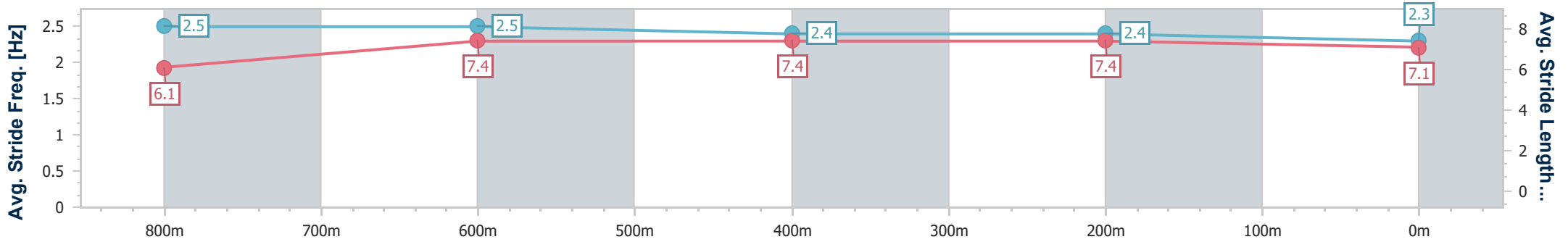
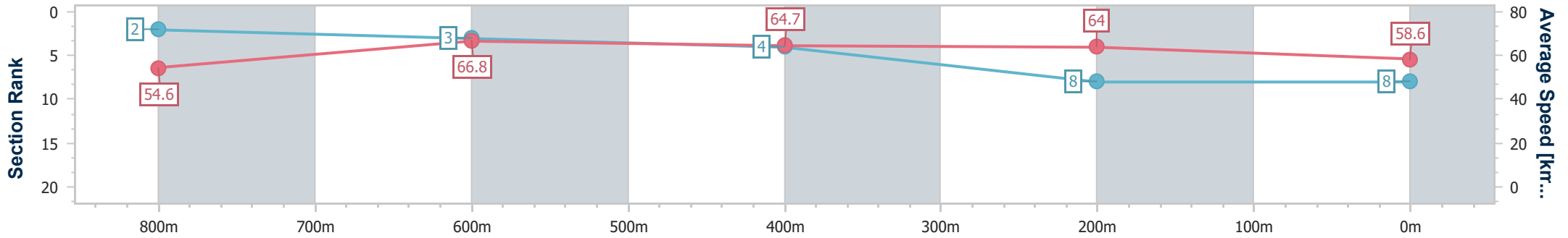
Race 8: MANSELL PREMIX BENCHMARK 62 Handicap - 1000m



17 January 2025 - 17:00

Track Rating: Good 4, Weather: Fine, Rail Position: +9m Entire

Section	Overall	800m	600m	400m	200m
Section Times	0:58.98 [8] (0:13.17)	0:45.81 [2] (0:10.99)	0:34.82 [3] (0:11.30)	0:23.52 [4] (0:11.25)	0:12.27 [8] (0:12.27)
Average Speed [km/h]	54.6	66.8	64.7	64.0	58.6
Top Speed [km/h]	68.8	68.9	67.0	66.0	62.6
Avg. Dist. to Rail [m]	5.2	3.7	3.2	5.4	6.3
Avg. Stride Freq. [Hz]	2.5	2.5	2.4	2.4	2.3
Avg. Stride Length [m]	6.1	7.4	7.4	7.4	7.1



- [] Ranking at each section and finish
- .-.- No data available at this section
- NA No data available



Horse/Jockey Name	Little Vista
Final Rank	9
Fastest Section Time (Section)	0:11.04 (800m)
Top Speed [km/h] (Section)	68.1 (800m)
Race State	Finished



Sunshine Coast QLD Professional

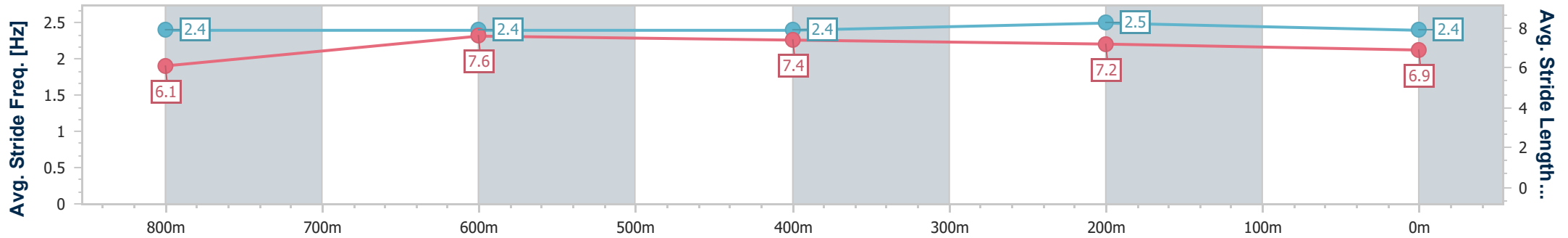
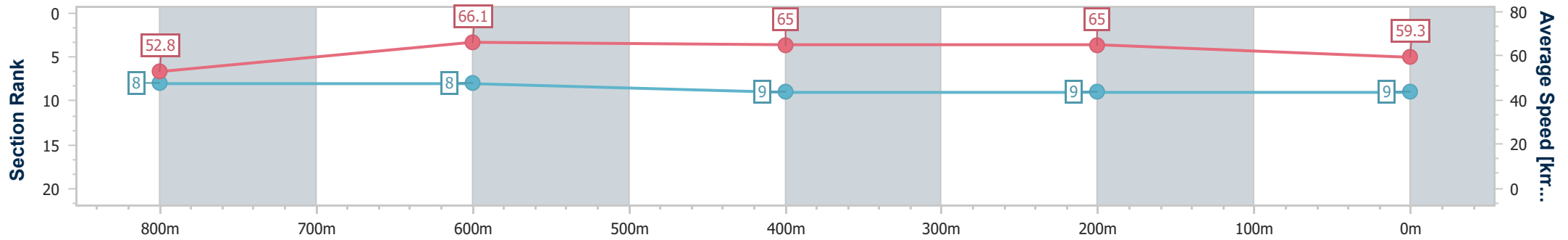
Race 8: MANSELL PREMIX BENCHMARK 62 Handicap - 1000m



17 January 2025 - 17:00

Track Rating: Good 4, Weather: Fine, Rail Position: +9m Entire

Section	Overall	800m	600m	400m	200m
Section Times	0:59.10 [9] (0:13.62)	0:45.48 [8] (0:11.04)	0:34.44 [8] (0:11.20)	0:23.24 [9] (0:11.09)	0:12.15 [9] (0:12.15)
Average Speed [km/h]	52.8	66.1	65.0	65.0	59.3
Top Speed [km/h]	66.0	68.1	66.8	65.2	64.4
Avg. Dist. to Rail [m]	3.1	2.5	2.4	6.3	8.2
Avg. Stride Freq. [Hz]	2.4	2.4	2.4	2.5	2.4
Avg. Stride Length [m]	6.1	7.6	7.4	7.2	6.9



- [] Ranking at each section and finish
- .-.- No data available at this section
- NA No data available