



# Aquis Park Gold Coast QLD Professional

## Race 6: TAB MAGIC MILLIONS FILLIES & MARES - 1300m

17 January 2025 - 20:20



Track Rating: Good 4, Weather: Overcast, Rail Position: +0.5m 800m-400m; True Remainder

Section							Overall	1200m	1000m	800m	600m	400m	Last 600m
Field Times							1:15.26 (0:08.00)	1:07.26 (0:10.48)	0:56.78 (0:10.84)	0:45.94 (0:10.83)	0:35.11 (0:11.20)	0:23.91 (0:11.63)	0:35.11
Rank	TAB	Horse/Jockey	Barrier	Top Speed [km/h]	Fastest Section								Distance Travelled [m]
1	6	MISS ROUMBINI Ethan Brown	9	69.2 1200m	0:08.27 Overall	1:15.26 [1] (0:08.27)	1:06.99 [6] (0:10.76)	0:56.23 [7] (0:10.92)	0:45.31 [5] (0:10.99)	0:34.32 [5] (0:11.20)	0:23.12 [5] (0:11.41)	0:34.32	
2	5	BUBBA'S BAY Andrew Mallyon	13	67.9 1000m	0:08.00 Overall	1:15.41 [2] (0:08.00)	1:07.41 [1] (0:10.79)	0:56.62 [4] (0:10.84)	0:45.78 [3] (0:10.98)	0:34.80 [4] (0:11.17)	0:23.63 [3] (0:11.45)	0:34.80	+3
3	12	RUSSIAN ALLIANCE Bailey Wheeler	3	67.2 1200m	0:08.33 Overall	1:15.52 [3] (0:08.33)	1:07.19 [7] (0:10.91)	0:56.28 [8] (0:11.02)	0:45.26 [8] (0:11.08)	0:34.18 [8] (0:11.19)	0:22.99 [7] (0:11.13)	0:34.18	-1
4	11	INFATUATION Tim Clark	7	70.0 1200m	0:08.08 Overall	1:15.55 [4] (0:08.08)	1:07.47 [3] (0:10.60)	0:56.87 [3] (0:11.02)	0:45.85 [4] (0:10.84)	0:35.01 [2] (0:11.08)	0:23.93 [2] (0:11.64)	0:35.01	-6
5	14	DIRTY DANCING Jake Bayliss	14	67.7 1000m	0:08.68 Overall	1:16.01 [5] (0:08.68)	1:07.33 [13] (0:10.86)	0:56.47 [12] (0:11.03)	0:45.44 [12] (0:11.08)	0:34.36 [12] (0:11.06)	0:23.30 [9] (0:11.33)	0:34.36	+2
6	16	STAR ACT Craig Williams	1	67.2 1200m	0:08.57 Overall	1:16.11 [6] (0:08.57)	1:07.54 [11] (0:10.93)	0:56.61 [11] (0:10.97)	0:45.64 [11] (0:11.15)	0:34.49 [11] (0:11.12)	0:23.37 [10] (0:11.33)	0:34.49	+1
7	2	HELL HATH NO FURY Jason Collett	10	69.0 1200m	0:08.51 Overall	1:16.12 [7] (0:08.51)	1:07.61 [9] (0:10.76)	0:56.85 [9] (0:11.03)	0:45.82 [9] (0:11.13)	0:34.69 [9] (0:11.49)	0:23.20 [12] (0:11.43)	0:34.69	+5
8	7	COUNTYOURBLESSINGS Tommy Berry	16	68.7 1000m	0:08.52 Overall	1:16.14 [8] (0:08.52)	1:07.62 [10] (0:10.98)	0:56.64 [10] (0:10.83)	0:45.81 [10] (0:11.18)	0:34.63 [10] (0:11.10)	0:23.53 [8] (0:11.36)	0:34.63	+6
9	10	BURNING BELL Kyle Wilson-Taylor	4	71.0 1200m	0:08.03 Overall	1:16.28 [9] (0:08.03)	1:08.25 [2] (0:10.45)	0:57.80 [1] (0:10.84)	0:46.96 [1] (0:10.83)	0:36.13 [1] (0:11.20)	0:24.93 [1] (0:11.63)	0:36.13	-5
10	18	TERRITORY ASH Robbie Dolan	8	66.5 1200m	0:08.68 Overall	1:16.40 [10] (0:08.68)	1:07.72 [14] (0:11.07)	0:56.65 [13] (0:11.17)	0:45.48 [14] (0:11.06)	0:34.42 [14] (0:11.12)	0:23.30 [13] (0:11.31)	0:34.42	-4

Scratched: Charm Stone (#4), Semana (#3)

Report Created: Fri 17 January 2025 20:46 GMT+1 (Note: Timing is based on position data)

Page 1/20

[ ] Ranking at each section and finish  
 -:-:- No data available at this section  
 NA No data available

SCN Saddle cloth number  
 DNF Did not finish  
 DNT Did not track

data processed by TRIPLESDATA



**Aquis Park Gold Coast QLD Professional**  
**Race 6: TAB MAGIC MILLIONS FILLIES & MARES - 1300m**  
**17 January 2025 - 20:20**



Track Rating: Good 4, Weather: Overcast, Rail Position: +0.5m 800m-400m; True Remainder

Section		Overall	1200m	1000m	800m	600m	400m	Last 600m				
Field Times		1:15.26 (0:08.00)	1:07.26 (0:10.48)	0:56.78 (0:10.84)	0:45.94 (0:10.83)	0:35.11 (0:11.20)	0:23.91 (0:11.63)	0:35.11				
Rank	TAB Horse/Jockey	Barrier	Top Speed [km/h]	Fastest Section	Distance Travelled [m]							
11	9 NINGALOO STAR Angela Jones	6	69.4 1200m	0:08.10 Overall	1:16.45 [11] (0:08.10)	1:08.35 [4] (0:10.51)	0:57.84 [2] (0:10.90)	0:46.94 [2] (0:11.08)	0:35.86 [3] (0:11.36)	0:24.50 [4] (0:11.64)	0:35.86	-1
12	13 LEFT FIELD Joshua Parr	12	67.2 1000m	0:08.61 Overall	1:16.50 [12] (0:08.61)	1:07.89 [12] (0:11.16)	0:56.73 [14] (0:11.01)	0:45.72 [13] (0:11.06)	0:34.66 [13] (0:11.27)	0:23.39 [14] (0:11.31)	0:34.66	+0
13	17 SHE MINE Andrew Adkins	5	69.4 1200m	0:08.34 Overall	1:16.88 [13] (0:08.34)	1:08.54 [8] (0:10.64)	0:57.90 [6] (0:11.06)	0:46.84 [7] (0:11.22)	0:35.62 [7] (0:11.49)	0:24.13 [11] (0:11.58)	0:35.62	+4
14	15 UNTIL VALHALLA Chad Schofield	11	68.6 1200m	0:09.47 Overall	1:16.94 [14] (0:09.47)	1:07.47 [16] (0:10.89)	0:56.58 [16] (0:10.85)	0:45.73 [16] (0:11.04)	0:34.69 [16] (0:11.09)	0:23.60 [15] (0:11.19)	0:34.69	-3
15	1 REVOLUTIONARY MISS Blake Shinn	2	67.7 1200m	0:08.10 Overall	1:18.01 [15] (0:08.10)	1:09.91 [5] (0:10.86)	0:59.05 [5] (0:11.00)	0:48.05 [6] (0:11.09)	0:36.96 [6] (0:11.30)	0:25.66 [6] (0:11.46)	0:36.96	-2
16	8 ANAHITA Kerrin McEvoy	15	68.3 800m	0:08.72 Overall	1:18.68 [16] (0:08.72)	1:09.96 [15] (0:11.16)	0:58.80 [15] (0:11.21)	0:47.59 [15] (0:11.03)	0:36.56 [15] (0:11.27)	0:25.29 [16] (0:11.64)	0:36.56	+5

Scratched: Charm Stone (#4), Semana (#3)

[ ] Ranking at each section and finish  
 -:-:- No data available at this section  
 NA No data available

SCN Saddle cloth number  
 DNF Did not finish  
 DNT Did not track



# Aquis Park Gold Coast QLD Professional

## Race 6: TAB MAGIC MILLIONS FILLIES & MARES - 1300m

17 January 2025 - 20:20



Track Rating: Good 4, Weather: Overcast, Rail Position: +0.5m 800m-400m; True Remainder

Section				200m				Last 600m	
Field Times				0:12.28 (0:12.28)				0:35.11	
Rank	TAB	Horse/Jockey	Barrier	Top Speed [km/h]	Fastest Section	Margin			Distance Travelled [m]
1	6	<b>MISS ROUMBINI</b> Ethan Brown	9	69.2 1200m	0:08.27 Overall	0:11.71 [4] (0:11.71)	1:15.26		0:34.32
2	5	<b>BUBBA'S BAY</b> Andrew Mallyon	13	67.9 1000m	0:08.00 Overall	0:12.18 [2] (0:12.18)	0.8L		0:34.80 +3
3	12	<b>RUSSIAN ALLIANCE</b> Bailey Wheeler	3	67.2 1200m	0:08.33 Overall	0:11.86 [6] (0:11.86)	1.3L		0:34.18 -1
4	11	<b>INFATUATION</b> Tim Clark	7	70.0 1200m	0:08.08 Overall	0:12.29 [3] (0:12.29)	1.5L		0:35.01 -6
5	14	<b>DIRTY DANCING</b> Jake Bayliss	14	67.7 1000m	0:08.68 Overall	0:11.97 [9] (0:11.97)	4L		0:34.36 +2
6	16	<b>STAR ACT</b> Craig Williams	1	67.2 1200m	0:08.57 Overall	0:12.04 [10] (0:12.04)	4.5L		0:34.49 +1
7	2	<b>HELL HATH NO FURY</b> Jason Collett	10	69.0 1200m	0:08.51 Overall	0:11.77 [12] (0:11.77)	4.6L		0:34.69 +5
8	7	<b>COUNTYOURBLESSINGS</b> Tommy Berry	16	68.7 1000m	0:08.52 Overall	0:12.17 [8] (0:12.17)	4.7L		0:34.63 +6
9	10	<b>BURNING BELL</b> Kyle Wilson-Taylor	4	71.0 1200m	0:08.03 Overall	0:13.30 [1] (0:13.30)	5.5L		0:36.13 -5
10	18	<b>TERRITORY ASH</b> Robbie Dolan	8	66.5 1200m	0:08.68 Overall	0:11.99 [13] (0:11.99)	6L		0:34.42 -4

Scratched: Charm Stone (#4), Semana (#3)

[ ] Ranking at each section and finish  
 -:-:- No data available at this section  
 NA No data available

SCN Saddle cloth number  
 DNF Did not finish  
 DNT Did not track



**Aquis Park Gold Coast QLD Professional**  
**Race 6: TAB MAGIC MILLIONS FILLIES & MARES - 1300m**  
**17 January 2025 - 20:20**



Track Rating: Good 4, Weather: Overcast, Rail Position: +0.5m 800m-400m; True Remainder

Section				200m				Last 600m	
Field Times				0:12.28 (0:12.28)				0:35.11	
Rank	TAB	Horse/Jockey	Barrier	Top Speed [km/h]	Fastest Section	Margin			Distance Travelled [m]
11	9	<b>NINGALOO STAR</b> Angela Jones	6	69.4 1200m	0:08.10 Overall (0:12.86)	6.2L		0:35.86	-1
12	13	<b>LEFT FIELD</b> Joshua Parr	12	67.2 1000m	0:08.61 Overall (0:12.08)	6.4L		0:34.66	+0
13	17	<b>SHE MINE</b> Andrew Adkins	5	69.4 1200m	0:08.34 Overall (0:12.55)	8.4L		0:35.62	+4
14	15	<b>UNTIL VALHALLA</b> Chad Schofield	11	68.6 1200m	0:09.47 Overall (0:12.41)	8.6L		0:34.69	-3
15	1	<b>REVOLUTIONARY MISS</b> Blake Shinn	2	67.7 1200m	0:08.10 Overall (0:14.20)	14.9L		0:36.96	-2
16	8	<b>ANAHITA</b> Kerrin McEvoy	15	68.3 800m	0:08.72 Overall (0:13.65)	18.7L		0:36.56	+5

Scratched: Charm Stone (#4), Semana (#3)

[ ] Ranking at each section and finish  
 -:-:- No data available at this section  
 NA No data available

SCN Saddle cloth number  
 DNF Did not finish  
 DNT Did not track



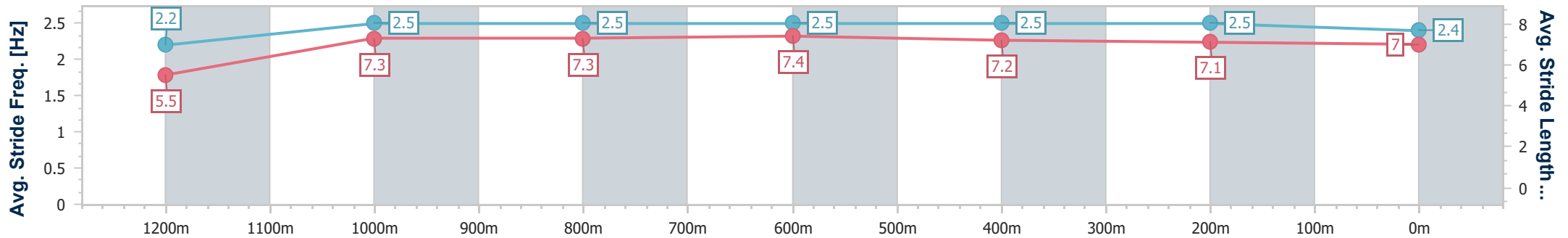
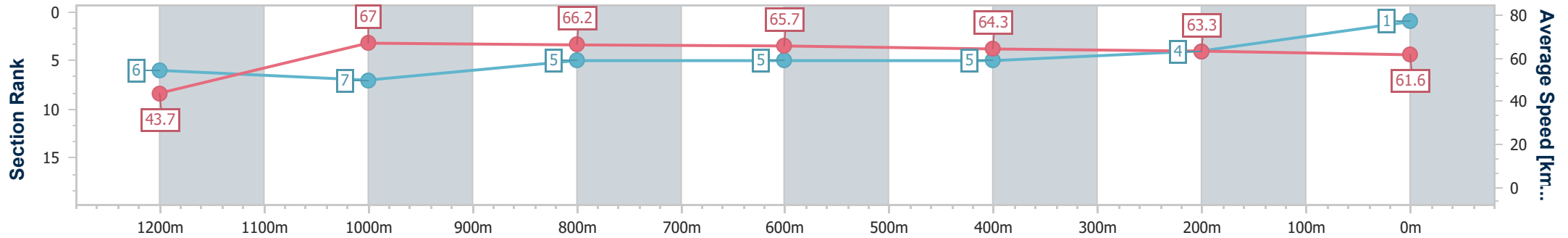
Horse/Jockey Name	Miss Roubini
Final Rank	1
Fastest Section Time (Section)	0:08.27 (Overall)
Top Speed [km/h] (Section)	69.2 (1200m)
Race State	Finished



**Aquis Park Gold Coast QLD Professional**  
**Race 6: TAB MAGIC MILLIONS FILLIES & MARES - 1300m**  
 17 January 2025 - 20:20  
 Track Rating: Good 4, Weather: Overcast, Rail Position: +0.5m  
 800m-400m; True Remainder



Section	Overall	1200m	1000m	800m	600m	400m	200m
Section Times	1:15.26 [1] (0:08.27)	1:06.99 [6] (0:10.76)	0:56.23 [7] (0:10.92)	0:45.31 [5] (0:10.99)	0:34.32 [5] (0:11.20)	0:23.12 [5] (0:11.41)	0:11.71 [4] (0:11.71)
Average Speed [km/h]	43.7	67.0	66.2	65.7	64.3	63.3	61.6
Top Speed [km/h]	63.3	69.2	67.5	67.0	65.1	64.8	63.4
Avg. Dist. to Rail [m]	9.7	4.2	1.3	0.8	0.6	3.1	5.1
Avg. Stride Freq. [Hz]	2.2	2.5	2.5	2.5	2.5	2.5	2.4
Avg. Stride Length [m]	5.5	7.3	7.3	7.4	7.2	7.1	7.0



- [ ] Ranking at each section and finish
- .-.- No data available at this section
- NA No data available



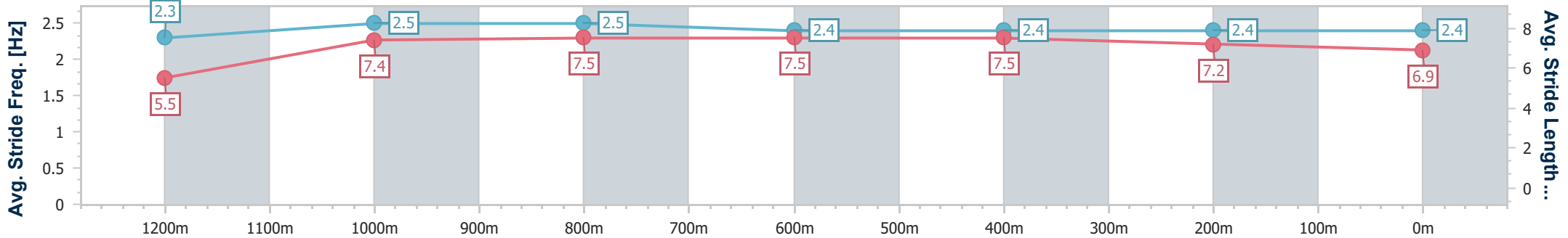
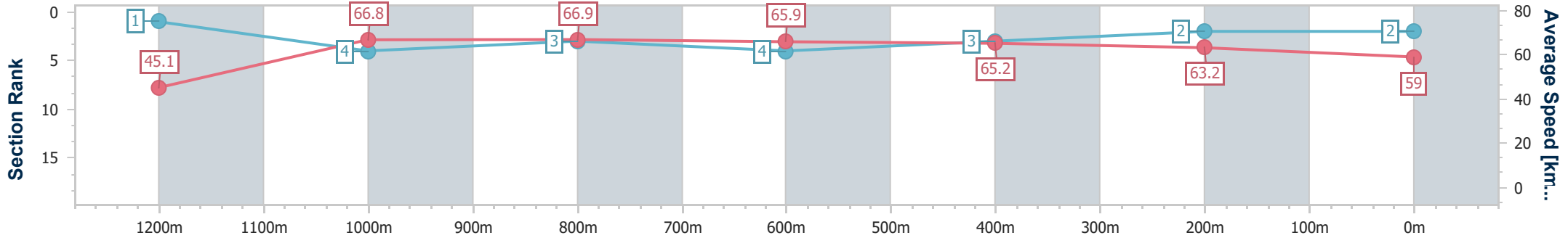
Horse/Jockey Name	Bubba's Bay
Final Rank	2
Fastest Section Time (Section)	0:08.00 (Overall)
Top Speed [km/h] (Section)	67.9 (1000m)
Race State	Finished



**Aquis Park Gold Coast QLD Professional**  
**Race 6: TAB MAGIC MILLIONS FILLIES & MARES - 1300m**  
 17 January 2025 - 20:20  
 Track Rating: Good 4, Weather: Overcast, Rail Position: +0.5m  
 800m-400m; True Remainder



Section	Overall	1200m	1000m	800m	600m	400m	200m
Section Times	1:15.41 [2] (0:08.00)	1:07.41 [1] (0:10.79)	0:56.62 [4] (0:10.84)	0:45.78 [3] (0:10.98)	0:34.80 [4] (0:11.17)	0:23.63 [3] (0:11.45)	0:12.18 [2] (0:12.18)
Average Speed [km/h]	45.1	66.8	66.9	65.9	65.2	63.2	59.0
Top Speed [km/h]	65.3	67.6	67.9	67.3	66.1	65.0	61.7
Avg. Dist. to Rail [m]	13.0	5.3	1.2	1.8	1.8	3.5	3.3
Avg. Stride Freq. [Hz]	2.3	2.5	2.5	2.4	2.4	2.4	2.4
Avg. Stride Length [m]	5.5	7.4	7.5	7.5	7.5	7.2	6.9



- [ ] Ranking at each section and finish
- .-.- No data available at this section
- NA No data available



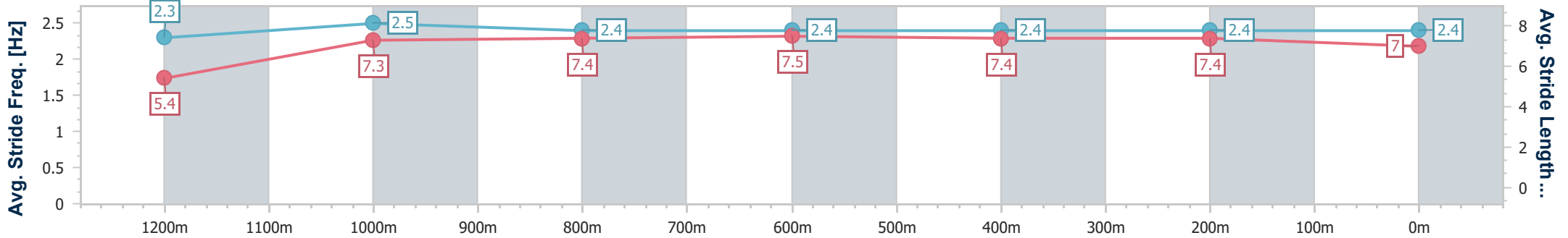
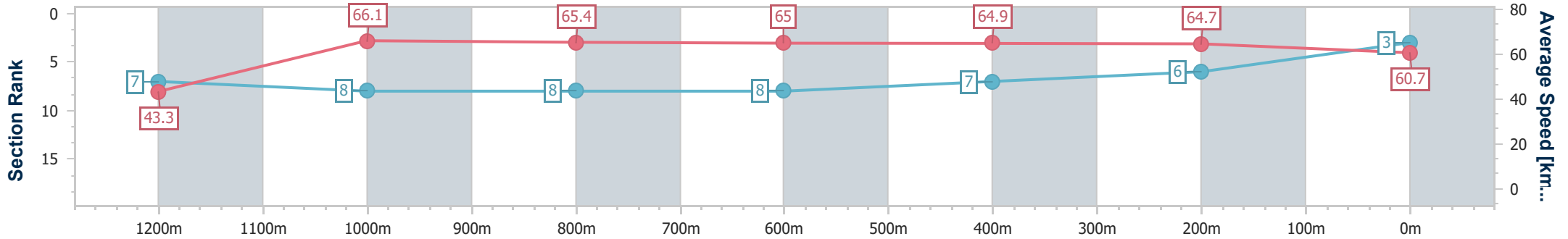
Horse/Jockey Name	Russian Alliance
Final Rank	3
Fastest Section Time (Section)	0:08.33 (Overall)
Top Speed [km/h] (Section)	67.2 (1200m)
Race State	Finished



**Aquis Park Gold Coast QLD Professional**  
**Race 6: TAB MAGIC MILLIONS FILLIES & MARES - 1300m**  
 17 January 2025 - 20:20  
 Track Rating: Good 4, Weather: Overcast, Rail Position: +0.5m  
 800m-400m; True Remainder



Section	Overall	1200m	1000m	800m	600m	400m	200m
Section Times	1:15.52 [3] (0:08.33)	1:07.19 [7] (0:10.91)	0:56.28 [8] (0:11.02)	0:45.26 [8] (0:11.08)	0:34.18 [8] (0:11.19)	0:22.99 [7] (0:11.13)	0:11.86 [6] (0:11.86)
Average Speed [km/h]	43.3	66.1	65.4	65.0	64.9	64.7	60.7
Top Speed [km/h]	62.0	67.2	66.8	66.6	65.7	65.8	62.7
Avg. Dist. to Rail [m]	4.8	2.4	0.5	0.7	1.3	4.0	6.3
Avg. Stride Freq. [Hz]	2.3	2.5	2.4	2.4	2.4	2.4	2.4
Avg. Stride Length [m]	5.4	7.3	7.4	7.5	7.4	7.4	7.0



- [ ] Ranking at each section and finish
- .-.- No data available at this section
- NA No data available



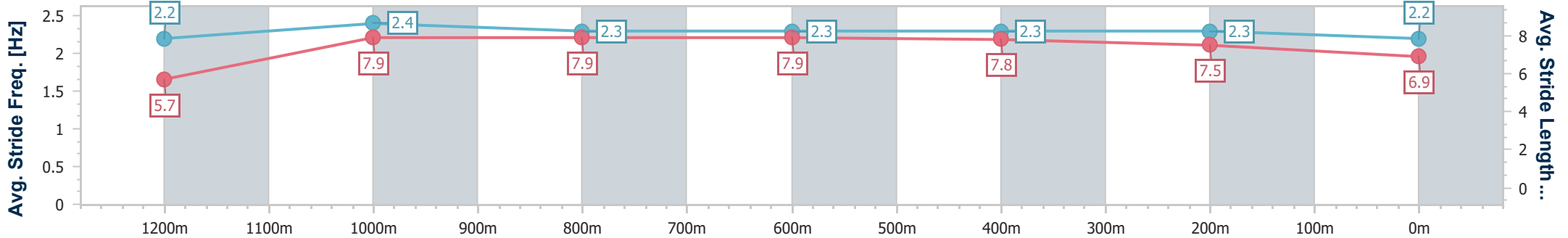
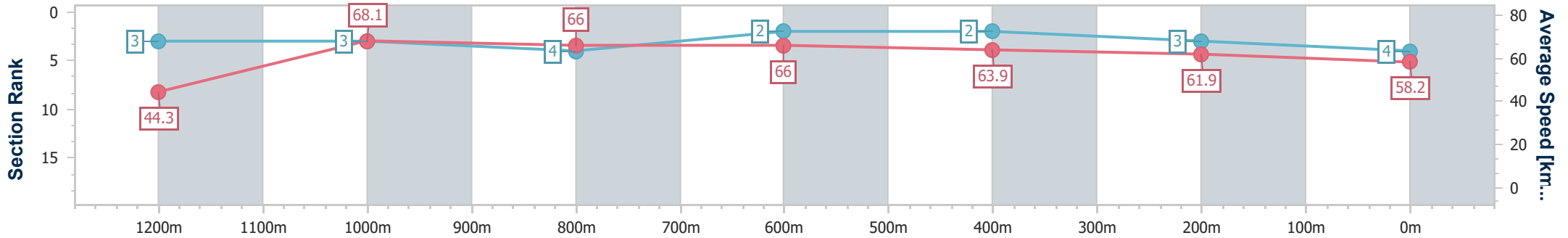
Horse/Jockey Name	Infatuation
Final Rank	4
Fastest Section Time (Section)	0:08.08 (Overall)
Top Speed [km/h] (Section)	70.0 (1200m)
Race State	Finished



**Aquis Park Gold Coast QLD Professional**  
**Race 6: TAB MAGIC MILLIONS FILLIES & MARES - 1300m**  
 17 January 2025 - 20:20  
 Track Rating: Good 4, Weather: Overcast, Rail Position: +0.5m  
 800m-400m; True Remainder



Section	Overall	1200m	1000m	800m	600m	400m	200m
Section Times	1:15.55 [4] (0:08.08)	1:07.47 [3] (0:10.60)	0:56.87 [3] (0:11.02)	0:45.85 [4] (0:10.84)	0:35.01 [2] (0:11.08)	0:23.93 [2] (0:11.64)	0:12.29 [3] (0:12.29)
Average Speed [km/h]	44.3	68.1	66.0	66.0	63.9	61.9	58.2
Top Speed [km/h]	65.1	70.0	67.4	67.0	64.7	63.4	62.8
Avg. Dist. to Rail [m]	8.6	4.9	1.9	1.9	2.8	0.6	1.3
Avg. Stride Freq. [Hz]	2.2	2.4	2.3	2.3	2.3	2.3	2.2
Avg. Stride Length [m]	5.7	7.9	7.9	7.9	7.8	7.5	6.9



- [ ] Ranking at each section and finish
- .-.- No data available at this section
- NA No data available





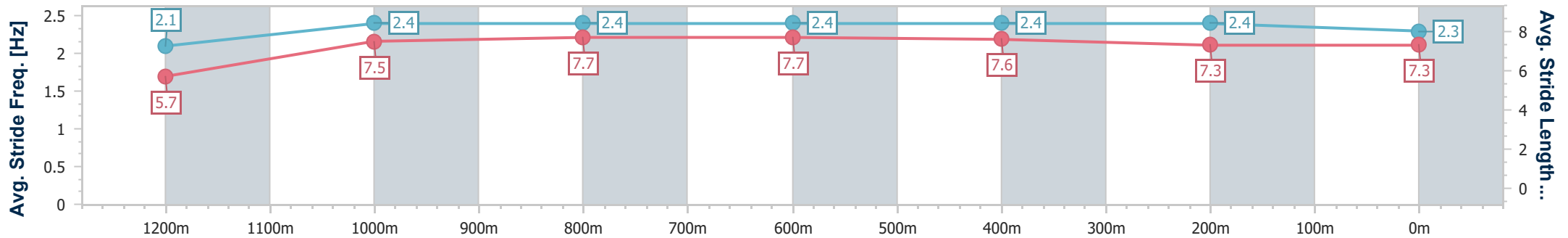
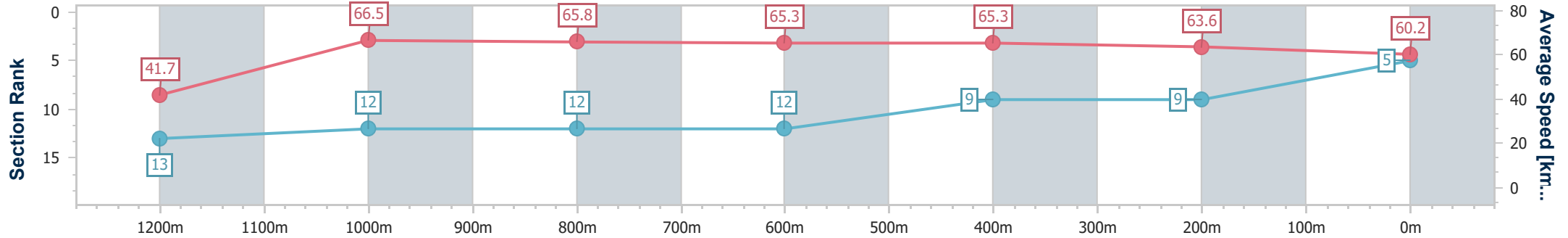
Horse/Jockey Name	Dirty Dancing
Final Rank	5
Fastest Section Time (Section)	0:08.68 (Overall)
Top Speed [km/h] (Section)	67.7 (1000m)
Race State	Finished



**Aquis Park Gold Coast QLD Professional**  
**Race 6: TAB MAGIC MILLIONS FILLIES & MARES - 1300m**  
 17 January 2025 - 20:20  
 Track Rating: Good 4, Weather: Overcast, Rail Position: +0.5m  
 800m-400m; True Remainder



Section	Overall	1200m	1000m	800m	600m	400m	200m
Section Times	1:16.01 [5] (0:08.68)	1:07.33 [13] (0:10.86)	0:56.47 [12] (0:11.03)	0:45.44 [12] (0:11.08)	0:34.36 [12] (0:11.06)	0:23.30 [9] (0:11.33)	0:11.97 [9] (0:11.97)
Average Speed [km/h]	41.7	66.5	65.8	65.3	65.3	63.6	60.2
Top Speed [km/h]	63.2	67.2	67.7	67.3	65.8	64.5	62.8
Avg. Dist. to Rail [m]	12.2	3.8	2.3	0.8	0.5	2.0	2.8
Avg. Stride Freq. [Hz]	2.1	2.4	2.4	2.4	2.4	2.4	2.3
Avg. Stride Length [m]	5.7	7.5	7.7	7.7	7.6	7.3	7.3



- [ ] Ranking at each section and finish
- .-.- No data available at this section
- NA No data available



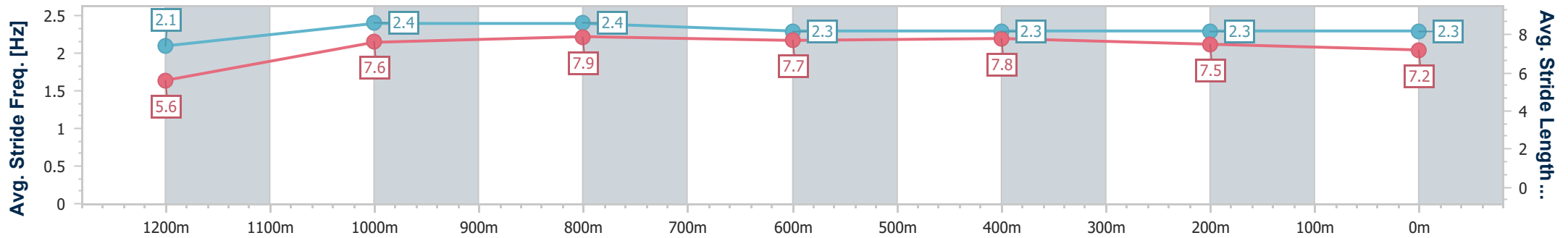
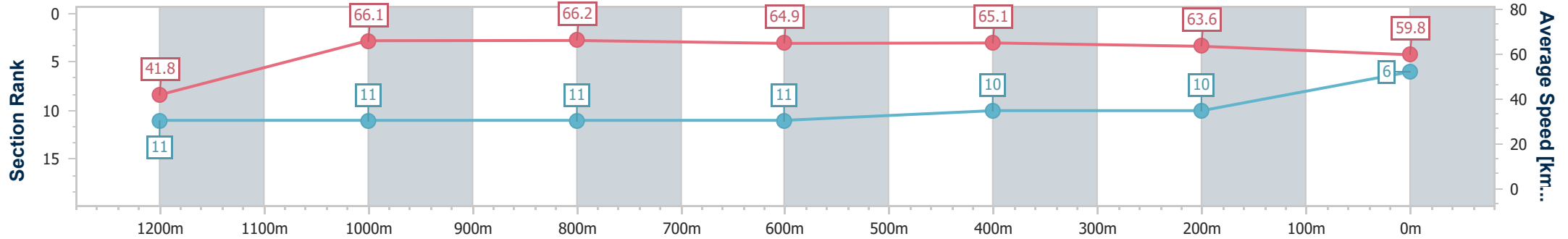
Horse/Jockey Name	Star Act
Final Rank	6
Fastest Section Time (Section)	0:08.57 (Overall)
Top Speed [km/h] (Section)	67.2 (1200m)
Race State	Finished



**Aquis Park Gold Coast QLD Professional**  
**Race 6: TAB MAGIC MILLIONS FILLIES & MARES - 1300m**  
 17 January 2025 - 20:20  
 Track Rating: Good 4, Weather: Overcast, Rail Position: +0.5m  
 800m-400m; True Remainder



Section	Overall	1200m	1000m	800m	600m	400m	200m
Section Times	1:16.11 [6] (0:08.57)	1:07.54 [11] (0:10.93)	0:56.61 [11] (0:10.97)	0:45.64 [11] (0:11.15)	0:34.49 [11] (0:11.12)	0:23.37 [10] (0:11.33)	0:12.04 [10] (0:12.04)
Average Speed [km/h]	41.8	66.1	66.2	64.9	65.1	63.6	59.8
Top Speed [km/h]	62.0	67.2	67.1	66.2	66.3	65.4	63.3
Avg. Dist. to Rail [m]	3.1	2.1	1.7	1.9	0.5	1.6	0.8
Avg. Stride Freq. [Hz]	2.1	2.4	2.4	2.3	2.3	2.3	2.3
Avg. Stride Length [m]	5.6	7.6	7.9	7.7	7.8	7.5	7.2



- [ ] Ranking at each section and finish
- .-.- No data available at this section
- NA No data available



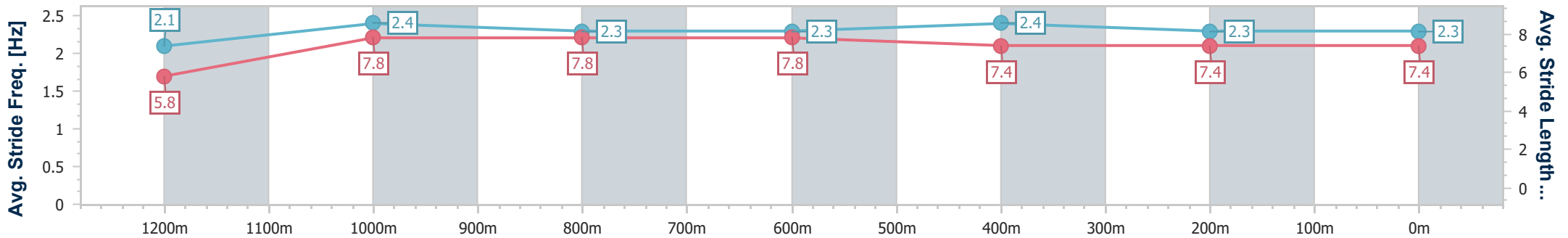
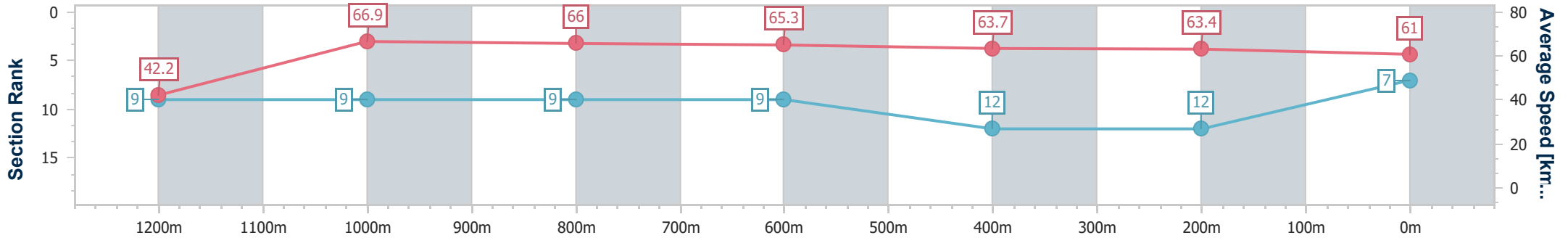
Horse/Jockey Name	Hell Hath No Fury
Final Rank	7
Fastest Section Time (Section)	0:08.51 (Overall)
Top Speed [km/h] (Section)	69.0 (1200m)
Race State	Finished



**Aquis Park Gold Coast QLD Professional**  
**Race 6: TAB MAGIC MILLIONS FILLIES & MARES - 1300m**  
 17 January 2025 - 20:20  
 Track Rating: Good 4, Weather: Overcast, Rail Position: +0.5m  
 800m-400m; True Remainder



Section	Overall	1200m	1000m	800m	600m	400m	200m
Section Times	1:16.12 [7] (0:08.51)	1:07.61 [9] (0:10.76)	0:56.85 [9] (0:11.03)	0:45.82 [9] (0:11.13)	0:34.69 [9] (0:11.49)	0:23.20 [12] (0:11.43)	0:11.77 [12] (0:11.77)
Average Speed [km/h]	42.2	66.9	66.0	65.3	63.7	63.4	61.0
Top Speed [km/h]	62.2	69.0	66.8	66.6	64.9	64.5	64.2
Avg. Dist. to Rail [m]	11.1	4.7	1.8	2.3	3.3	5.4	7.2
Avg. Stride Freq. [Hz]	2.1	2.4	2.3	2.3	2.4	2.3	2.3
Avg. Stride Length [m]	5.8	7.8	7.8	7.8	7.4	7.4	7.4



- [ ] Ranking at each section and finish
- .-.- No data available at this section
- NA No data available



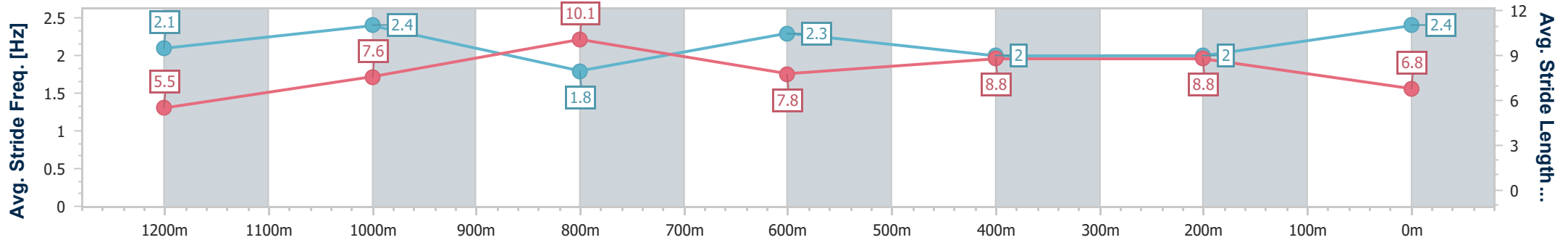
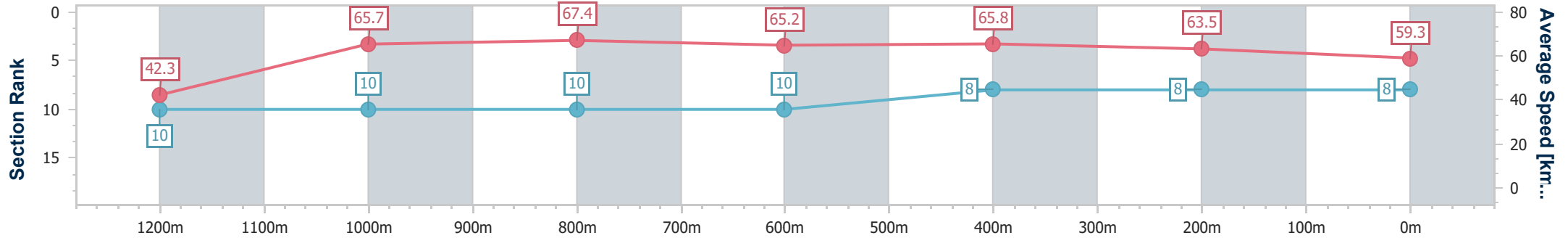
Horse/Jockey Name	Countyourblessings
Final Rank	8
Fastest Section Time (Section)	0:08.52 (Overall)
Top Speed [km/h] (Section)	68.7 (1000m)
Race State	Finished



**Aquis Park Gold Coast QLD Professional**  
**Race 6: TAB MAGIC MILLIONS FILLIES & MARES - 1300m**  
 17 January 2025 - 20:20  
 Track Rating: Good 4, Weather: Overcast, Rail Position: +0.5m  
 800m-400m; True Remainder



Section	Overall	1200m	1000m	800m	600m	400m	200m
Section Times	1:16.14 [8] (0:08.52)	1:07.62 [10] (0:10.98)	0:56.64 [10] (0:10.83)	0:45.81 [10] (0:11.18)	0:34.63 [10] (0:11.10)	0:23.53 [8] (0:11.36)	0:12.17 [8] (0:12.17)
Average Speed [km/h]	42.3	65.7	67.4	65.2	65.8	63.5	59.3
Top Speed [km/h]	60.9	67.5	68.7	66.7	67.1	65.7	61.3
Avg. Dist. to Rail [m]	14.9	5.2	2.8	2.9	2.5	3.4	4.5
Avg. Stride Freq. [Hz]	2.1	2.4	1.8	2.3	2.0	2.0	2.4
Avg. Stride Length [m]	5.5	7.6	10.1	7.8	8.8	8.8	6.8



- [ ] Ranking at each section and finish
- .-.- No data available at this section
- NA No data available



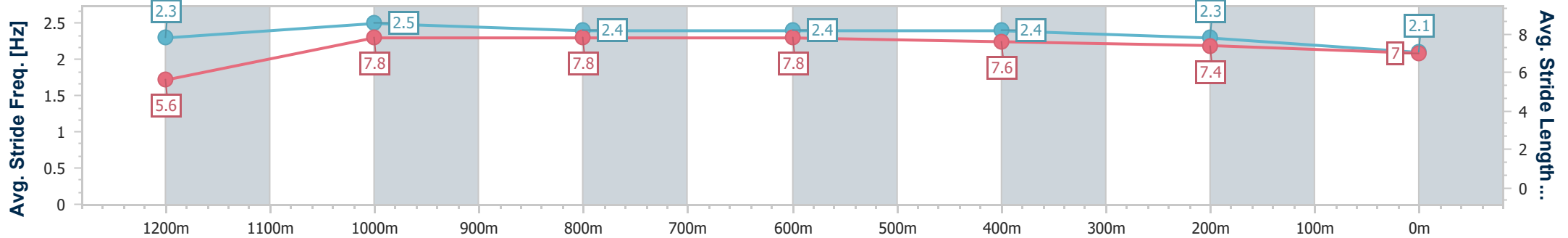
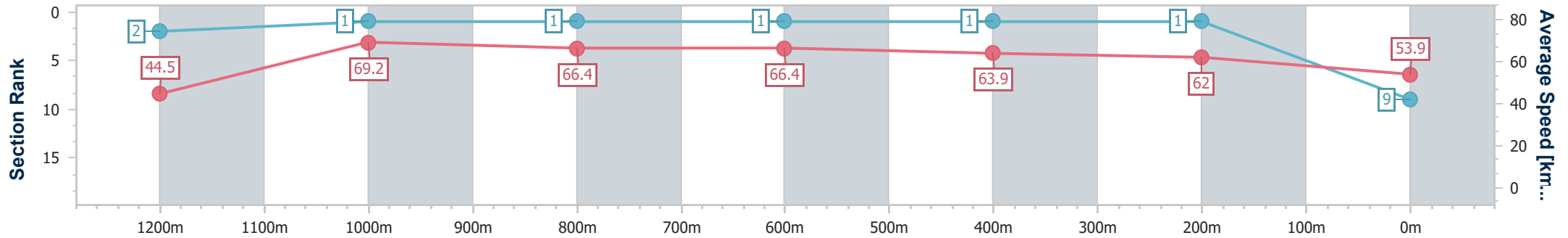
Horse/Jockey Name	Burning Bell
Final Rank	9
Fastest Section Time (Section)	0:08.03 (Overall)
Top Speed [km/h] (Section)	71.0 (1200m)
Race State	Finished



**Aquis Park Gold Coast QLD Professional**  
**Race 6: TAB MAGIC MILLIONS FILLIES & MARES - 1300m**  
 17 January 2025 - 20:20  
 Track Rating: Good 4, Weather: Overcast, Rail Position: +0.5m  
 800m-400m; True Remainder



Section	Overall	1200m	1000m	800m	600m	400m	200m
Section Times	1:16.28 [9] (0:08.03)	1:08.25 [2] (0:10.45)	0:57.80 [1] (0:10.84)	0:46.96 [1] (0:10.83)	0:36.13 [1] (0:11.20)	0:24.93 [1] (0:11.63)	0:13.30 [1] (0:13.30)
Average Speed [km/h]	44.5	69.2	66.4	66.4	63.9	62.0	53.9
Top Speed [km/h]	65.3	71.0	68.4	68.1	65.5	64.5	58.2
Avg. Dist. to Rail [m]	5.4	3.3	0.5	0.8	0.7	0.5	0.9
Avg. Stride Freq. [Hz]	2.3	2.5	2.4	2.4	2.4	2.3	2.1
Avg. Stride Length [m]	5.6	7.8	7.8	7.8	7.6	7.4	7.0



- [ ] Ranking at each section and finish
- .-.- No data available at this section
- NA No data available



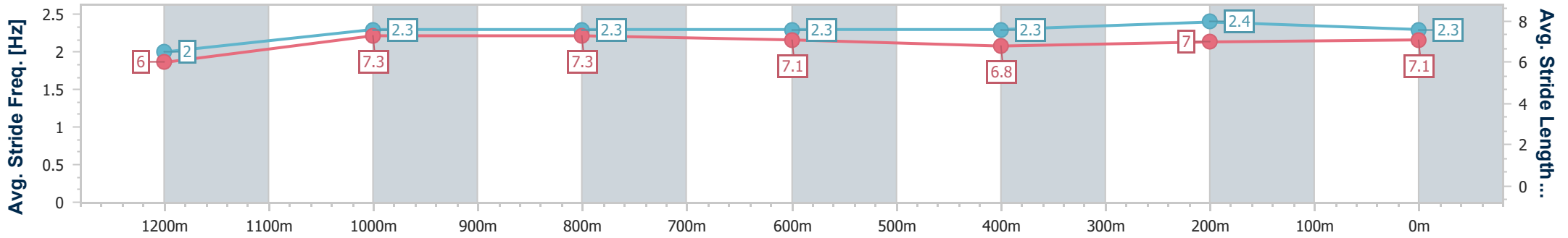
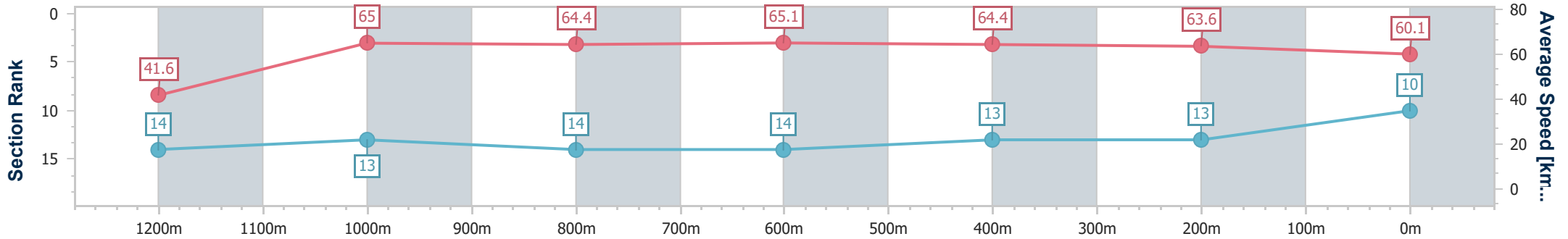
Horse/Jockey Name	Territory Ash
Final Rank	10
Fastest Section Time (Section)	0:08.68 (Overall)
Top Speed [km/h] (Section)	66.5 (1200m)
Race State	Finished



**Aquis Park Gold Coast QLD Professional**  
**Race 6: TAB MAGIC MILLIONS FILLIES & MARES - 1300m**  
 17 January 2025 - 20:20  
 Track Rating: Good 4, Weather: Overcast, Rail Position: +0.5m  
 800m-400m; True Remainder



Section	Overall	1200m	1000m	800m	600m	400m	200m
Section Times	1:16.40 [10] (0:08.68)	1:07.72 [14] (0:11.07)	0:56.65 [13] (0:11.17)	0:45.48 [14] (0:11.06)	0:34.42 [14] (0:11.12)	0:23.30 [13] (0:11.31)	0:11.99 [13] (0:11.99)
Average Speed [km/h]	41.6	65.0	64.4	65.1	64.4	63.6	60.1
Top Speed [km/h]	62.2	66.5	65.9	66.2	65.3	65.0	63.0
Avg. Dist. to Rail [m]	7.3	2.9	0.6	0.6	1.0	0.9	2.3
Avg. Stride Freq. [Hz]	2.0	2.3	2.3	2.3	2.3	2.4	2.3
Avg. Stride Length [m]	6.0	7.3	7.3	7.1	6.8	7.0	7.1



- [ ] Ranking at each section and finish
- .-.- No data available at this section
- NA No data available



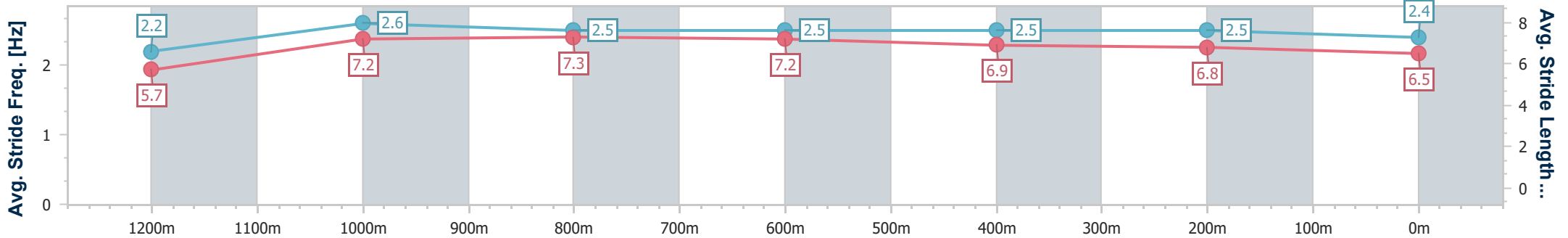
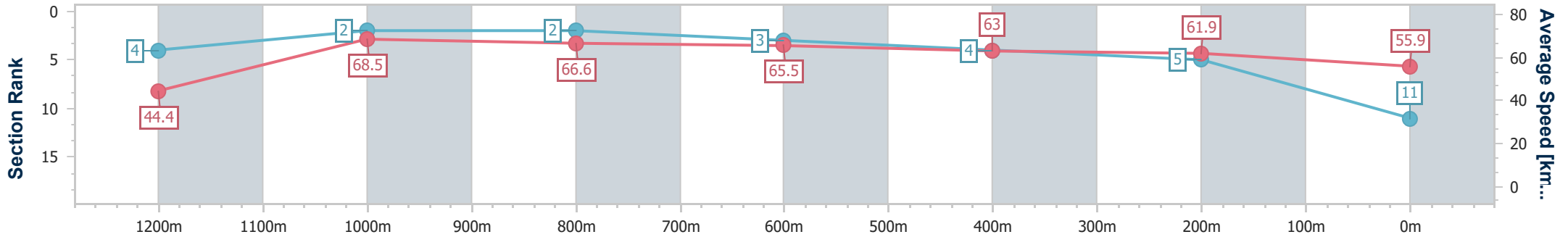
Horse/Jockey Name	Ningaloo Star
Final Rank	11
Fastest Section Time (Section)	0:08.10 (Overall)
Top Speed [km/h] (Section)	69.4 (1200m)
Race State	Finished



**Aquis Park Gold Coast QLD Professional**  
**Race 6: TAB MAGIC MILLIONS FILLIES & MARES - 1300m**  
 17 January 2025 - 20:20  
 Track Rating: Good 4, Weather: Overcast, Rail Position: +0.5m  
 800m-400m; True Remainder



Section	Overall	1200m	1000m	800m	600m	400m	200m
Section Times	1:16.45 [11] (0:08.10)	1:08.35 [4] (0:10.51)	0:57.84 [2] (0:10.90)	0:46.94 [2] (0:11.08)	0:35.86 [3] (0:11.36)	0:24.50 [4] (0:11.64)	0:12.86 [5] (0:12.86)
Average Speed [km/h]	44.4	68.5	66.6	65.5	63.0	61.9	55.9
Top Speed [km/h]	66.9	69.4	67.8	66.5	64.9	63.5	60.2
Avg. Dist. to Rail [m]	7.5	4.3	1.6	1.4	0.6	0.2	0.6
Avg. Stride Freq. [Hz]	2.2	2.6	2.5	2.5	2.5	2.5	2.4
Avg. Stride Length [m]	5.7	7.2	7.3	7.2	6.9	6.8	6.5



- [ ] Ranking at each section and finish
- .-.- No data available at this section
- NA No data available



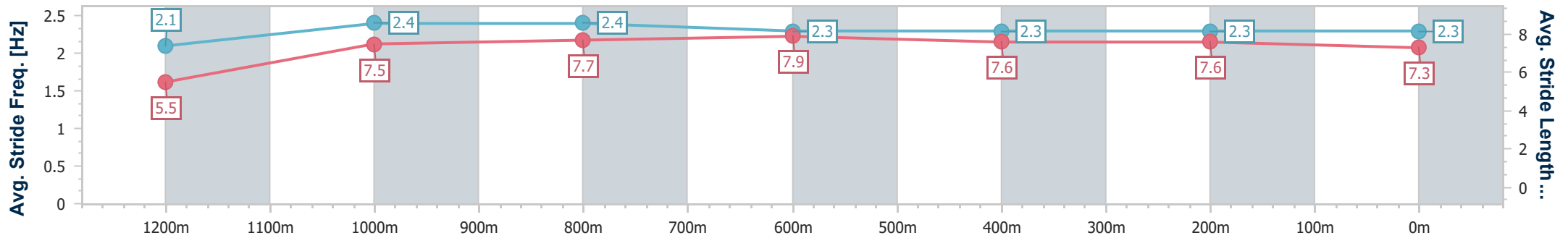
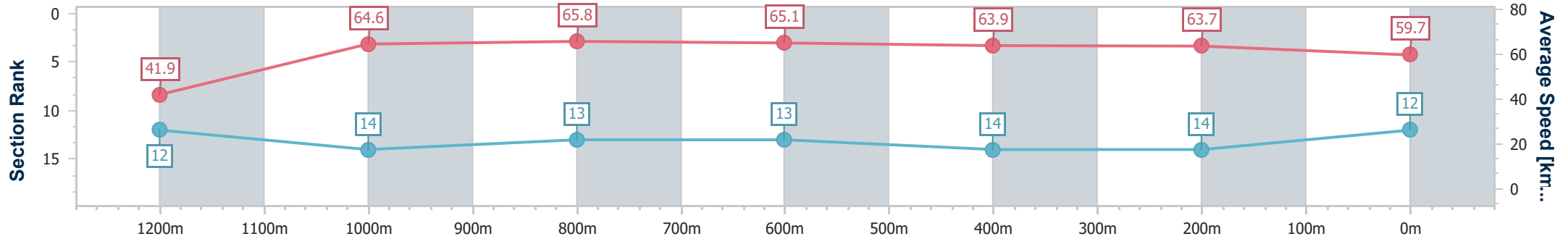
Horse/Jockey Name	Left Field
Final Rank	12
Fastest Section Time (Section)	0:08.61 (Overall)
Top Speed [km/h] (Section)	67.2 (1000m)
Race State	Finished



**Aquis Park Gold Coast QLD Professional**  
**Race 6: TAB MAGIC MILLIONS FILLIES & MARES - 1300m**  
 17 January 2025 - 20:20  
 Track Rating: Good 4, Weather: Overcast, Rail Position: +0.5m  
 800m-400m; True Remainder



Section	Overall	1200m	1000m	800m	600m	400m	200m
Section Times	1:16.50 [12] (0:08.61)	1:07.89 [12] (0:11.16)	0:56.73 [14] (0:11.01)	0:45.72 [13] (0:11.06)	0:34.66 [13] (0:11.27)	0:23.39 [14] (0:11.31)	0:12.08 [14] (0:12.08)
Average Speed [km/h]	41.9	64.6	65.8	65.1	63.9	63.7	59.7
Top Speed [km/h]	59.2	66.3	67.2	66.7	64.9	64.5	63.6
Avg. Dist. to Rail [m]	11.7	4.2	1.0	0.8	0.4	1.6	3.0
Avg. Stride Freq. [Hz]	2.1	2.4	2.4	2.3	2.3	2.3	2.3
Avg. Stride Length [m]	5.5	7.5	7.7	7.9	7.6	7.6	7.3



- [ ] Ranking at each section and finish
- .-.- No data available at this section
- NA No data available





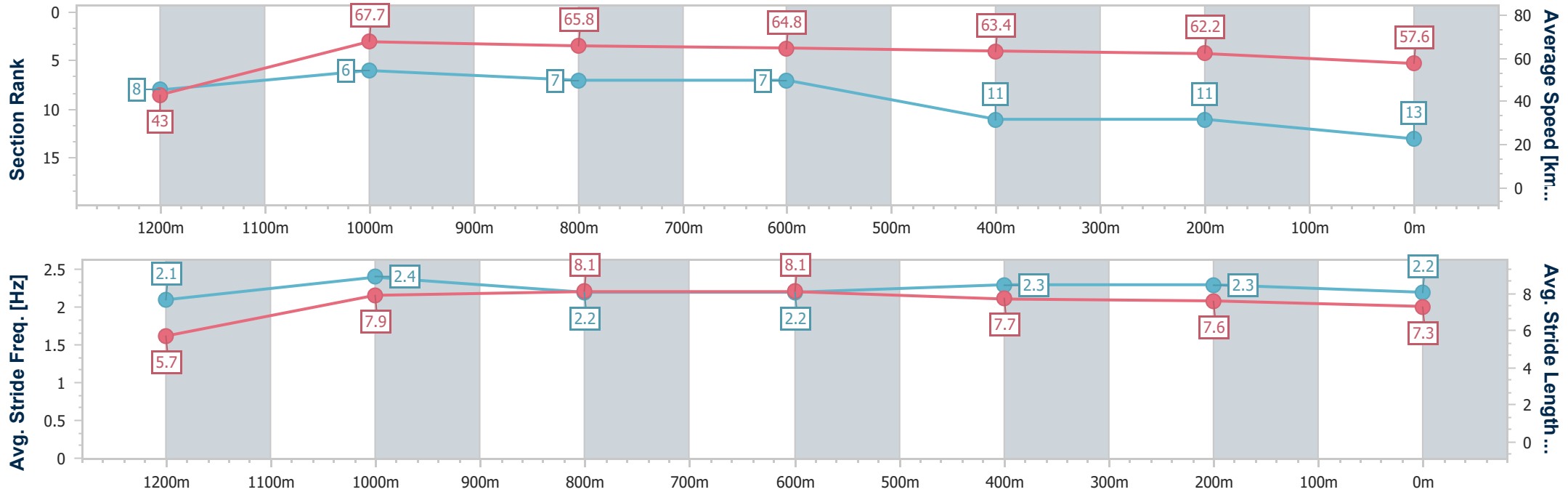
Horse/Jockey Name	She Mine
Final Rank	13
Fastest Section Time (Section)	0:08.34 (Overall)
Top Speed [km/h] (Section)	69.4 (1200m)
Race State	Finished



**Aquis Park Gold Coast QLD Professional**  
**Race 6: TAB MAGIC MILLIONS FILLIES & MARES - 1300m**  
 17 January 2025 - 20:20  
 Track Rating: Good 4, Weather: Overcast, Rail Position: +0.5m  
 800m-400m; True Remainder



Section	Overall	1200m	1000m	800m	600m	400m	200m
Section Times	1:16.88 [13] (0:08.34)	1:08.54 [8] (0:10.64)	0:57.90 [6] (0:11.06)	0:46.84 [7] (0:11.22)	0:35.62 [7] (0:11.49)	0:24.13 [11] (0:11.58)	0:12.55 [11] (0:12.55)
Average Speed [km/h]	43.0	67.7	65.8	64.8	63.4	62.2	57.6
Top Speed [km/h]	63.2	69.4	66.6	65.1	64.9	63.3	61.3
Avg. Dist. to Rail [m]	5.9	2.8	1.8	2.2	2.2	3.9	5.5
Avg. Stride Freq. [Hz]	2.1	2.4	2.2	2.2	2.3	2.3	2.2
Avg. Stride Length [m]	5.7	7.9	8.1	8.1	7.7	7.6	7.3



- [ ] Ranking at each section and finish
- .-.- No data available at this section
- NA No data available



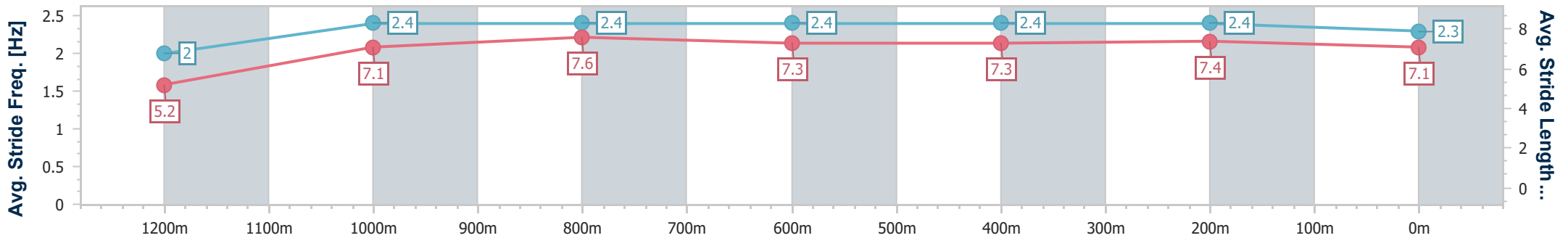
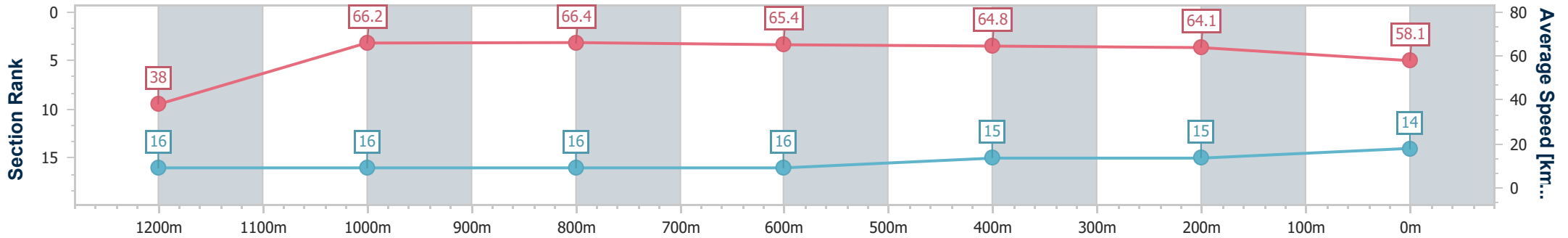
Horse/Jockey Name	Until Valhalla
Final Rank	14
Fastest Section Time (Section)	0:09.47 (Overall)
Top Speed [km/h] (Section)	68.6 (1200m)
Race State	Finished



**Aquis Park Gold Coast QLD Professional**  
**Race 6: TAB MAGIC MILLIONS FILLIES & MARES - 1300m**  
 17 January 2025 - 20:20  
 Track Rating: Good 4, Weather: Overcast, Rail Position: +0.5m  
 800m-400m; True Remainder



Section	Overall	1200m	1000m	800m	600m	400m	200m
Section Times	1:16.94 [14] (0:09.47)	1:07.47 [16] (0:10.89)	0:56.58 [16] (0:10.85)	0:45.73 [16] (0:11.04)	0:34.69 [16] (0:11.09)	0:23.60 [15] (0:11.19)	0:12.41 [15] (0:12.41)
Average Speed [km/h]	38.0	66.2	66.4	65.4	64.8	64.1	58.1
Top Speed [km/h]	59.5	68.6	68.0	66.2	65.5	65.5	63.2
Avg. Dist. to Rail [m]	10.6	3.9	0.8	0.6	1.1	0.7	0.7
Avg. Stride Freq. [Hz]	2.0	2.4	2.4	2.4	2.4	2.4	2.3
Avg. Stride Length [m]	5.2	7.1	7.6	7.3	7.3	7.4	7.1



- [ ] Ranking at each section and finish
- .-.- No data available at this section
- NA No data available



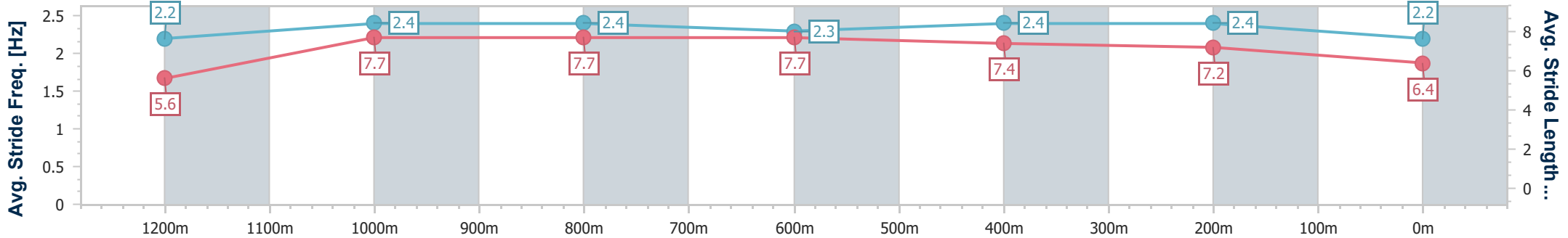
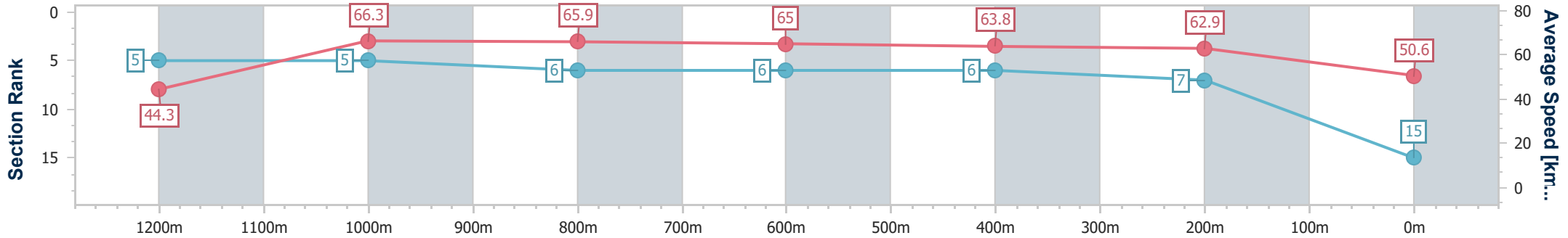
Horse/Jockey Name	Revolutionary Miss
Final Rank	15
Fastest Section Time (Section)	0:08.10 (Overall)
Top Speed [km/h] (Section)	67.7 (1200m)
Race State	Finished



**Aquis Park Gold Coast QLD Professional**  
**Race 6: TAB MAGIC MILLIONS FILLIES & MARES - 1300m**  
 17 January 2025 - 20:20  
 Track Rating: Good 4, Weather: Overcast, Rail Position: +0.5m  
 800m-400m; True Remainder



Section	Overall	1200m	1000m	800m	600m	400m	200m
Section Times	1:18.01 [15] (0:08.10)	1:09.91 [5] (0:10.86)	0:59.05 [5] (0:11.00)	0:48.05 [6] (0:11.09)	0:36.96 [6] (0:11.30)	0:25.66 [6] (0:11.46)	0:14.20 [7] (0:14.20)
Average Speed [km/h]	44.3	66.3	65.9	65.0	63.8	62.9	50.6
Top Speed [km/h]	62.9	67.7	67.3	66.4	65.4	64.4	60.9
Avg. Dist. to Rail [m]	4.3	1.6	0.7	0.9	0.6	1.7	2.6
Avg. Stride Freq. [Hz]	2.2	2.4	2.4	2.3	2.4	2.4	2.2
Avg. Stride Length [m]	5.6	7.7	7.7	7.7	7.4	7.2	6.4



- [ ] Ranking at each section and finish
- .-.- No data available at this section
- NA No data available



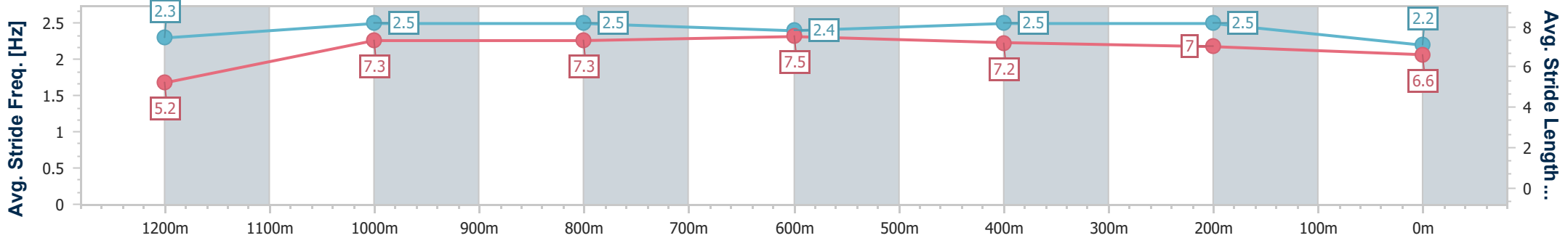
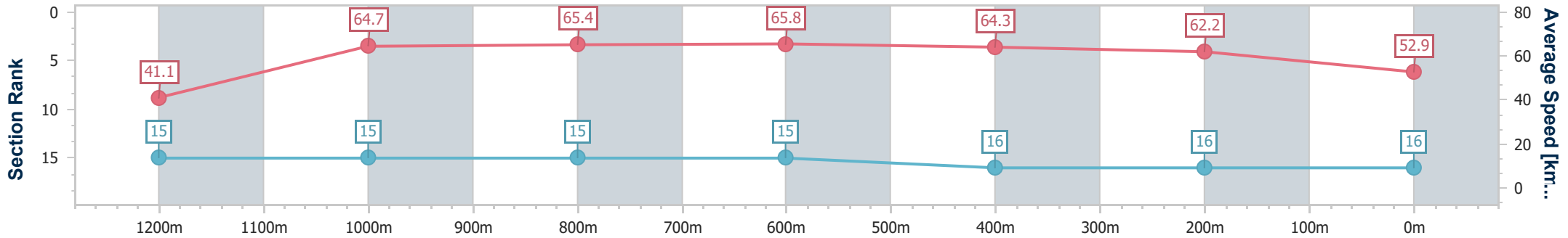
Horse/Jockey Name	Anahita
Final Rank	16
Fastest Section Time (Section)	0:08.72 (Overall)
Top Speed [km/h] (Section)	68.3 (800m)
Race State	Finished



**Aquis Park Gold Coast QLD Professional**  
**Race 6: TAB MAGIC MILLIONS FILLIES & MARES - 1300m**  
 17 January 2025 - 20:20  
 Track Rating: Good 4, Weather: Overcast, Rail Position: +0.5m  
 800m-400m; True Remainder



Section	Overall	1200m	1000m	800m	600m	400m	200m
Section Times	1:18.68 [16] (0:08.72)	1:09.96 [15] (0:11.16)	0:58.80 [15] (0:11.21)	0:47.59 [15] (0:11.03)	0:36.56 [15] (0:11.27)	0:25.29 [16] (0:11.64)	0:13.65 [16] (0:13.65)
Average Speed [km/h]	41.1	64.7	65.4	65.8	64.3	62.2	52.9
Top Speed [km/h]	61.2	65.9	67.8	68.3	65.4	63.1	60.4
Avg. Dist. to Rail [m]	14.7	6.0	3.5	2.3	1.2	4.3	6.3
Avg. Stride Freq. [Hz]	2.3	2.5	2.5	2.4	2.5	2.5	2.2
Avg. Stride Length [m]	5.2	7.3	7.3	7.5	7.2	7.0	6.6



- [ ] Ranking at each section and finish
- .-.- No data available at this section
- NA No data available