



# Aquis Park Gold Coast QLD Professional

## Race 5: GOLD COAST MAGIC MILLIONS 3YO GUINEAS - 1400m



17 January 2025 - 19:45

Track Rating: Good 4, Weather: Overcast, Rail Position: +0.5m 800m-400m; True Remainder

Section		Field Times										Last 600m	
		Overall	1200m	1000m	800m	600m	400m					0:34.96	
		(0:13.55)	(0:10.64)	(0:11.25)	(0:11.51)	(0:11.58)	(0:11.57)						
Rank	TAB	Horse/Jockey	Barrier	Top Speed [km/h]	Fastest Section							Distance Travelled [m]	
1	7	<b>BOSUSTOW</b> Joshua Parr	9	66.5	0:10.99	1:21.91 [1]	1:08.09 [7]	0:57.10 [10]	0:45.78 [10]	0:34.09 [8]	0:22.58 [8]	0:34.09	
				Overall	1200m	(0:13.82)	(0:10.99)	(0:11.32)	(0:11.69)	(0:11.51)	(0:11.18)		
2	2	<b>GIVE ME SPACE</b> Luke Dempsey	19	68.5	0:10.76	1:21.94 [2]	1:07.61 [16]	0:56.85 [12]	0:45.53 [13]	0:33.98 [12]	0:22.37 [12]	0:33.98	-4
				1200m	1200m	(0:14.33)	(0:10.76)	(0:11.32)	(0:11.55)	(0:11.61)	(0:11.23)		
3	17	<b>ARRIVING HOME</b> Kerrin McEvoy	10	70.4	0:10.70	1:22.08 [3]	1:08.48 [2]	0:57.78 [2]	0:46.34 [5]	0:34.70 [4]	0:23.06 [4]	0:34.70	-1
				1200m	1200m	(0:13.60)	(0:10.70)	(0:11.44)	(0:11.64)	(0:11.64)	(0:11.42)		
4	4	<b>CATOGGIO</b> Tim Clark	17	68.5	0:10.57	1:22.16 [4]	1:08.54 [3]	0:57.97 [1]	0:46.72 [1]	0:35.21 [1]	0:23.63 [1]	0:35.21	-4
				1200m	1200m	(0:13.62)	(0:10.57)	(0:11.25)	(0:11.51)	(0:11.58)	(0:11.57)		
5	5	<b>DEPTH OF CHARACTER</b> Chad Schofield	15	69.0	0:10.78	1:22.34 [5]	1:08.33 [11]	0:57.55 [8]	0:46.26 [8]	0:34.48 [9]	0:23.01 [9]	0:34.48	+0
				Overall	1200m	(0:14.01)	(0:10.78)	(0:11.29)	(0:11.78)	(0:11.47)	(0:11.41)		
6	15	<b>ZOUBABY</b> Andrew Adkins	6	70.0	0:10.76	1:22.36 [6]	1:08.81 [1]	0:58.05 [3]	0:46.70 [4]	0:34.98 [3]	0:23.42 [3]	0:34.98	-6
				1200m	1200m	(0:13.55)	(0:10.76)	(0:11.35)	(0:11.72)	(0:11.56)	(0:11.46)		
7	18	<b>TUILERIES</b> Tyler Schiller	20	65.8	0:11.17	1:22.56 [7]	1:08.28 [15]	0:57.09 [17]	0:45.77 [17]	0:34.21 [15]	0:22.75 [14]	0:34.21	+4
				1200m	400m	(0:14.28)	(0:11.19)	(0:11.32)	(0:11.56)	(0:11.46)	(0:11.17)		
8	10	<b>KING OF ROSEAU</b> Vlad Duric	3	67.1	0:10.99	1:22.57 [8]	1:08.31 [14]	0:57.32 [14]	0:46.02 [14]	0:34.36 [14]	0:23.13 [10]	0:34.36	-7
				1200m	1200m	(0:14.26)	(0:10.99)	(0:11.30)	(0:11.66)	(0:11.23)	(0:11.37)		
9	12	<b>HELLA FAST</b> Kyle Wilson-Taylor	7	67.9	0:10.86	1:22.60 [9]	1:08.86 [6]	0:58.00 [6]	0:46.66 [6]	0:35.06 [6]	0:23.47 [5]	0:35.06	-4
				1200m	1200m	(0:13.74)	(0:10.86)	(0:11.34)	(0:11.60)	(0:11.59)	(0:11.49)		
10	19	<b>HELL TO PAY</b> Damian Lane	4	68.7	0:10.68	1:22.61 [10]	1:08.62 [9]	0:57.94 [7]	0:46.63 [7]	0:34.86 [7]	0:23.17 [11]	0:34.86	-4
				1200m	1200m	(0:13.99)	(0:10.68)	(0:11.31)	(0:11.77)	(0:11.69)	(0:11.37)		

Scratched: Territory Ash (#20), Blitzum (#22), Dance To The Boom (#13), Cosmic Fire (#11), Dawn Service (#3)

[ ] Ranking at each section and finish  
 -:-:- No data available at this section  
 NA No data available

SCN Saddle cloth number  
 DNF Did not finish  
 DNT Did not track



# Aquis Park Gold Coast QLD Professional

## Race 5: GOLD COAST MAGIC MILLIONS 3YO GUINEAS - 1400m



17 January 2025 - 19:45

Track Rating: Good 4, Weather: Overcast, Rail Position: +0.5m 800m-400m; True Remainder

Section		Overall	1200m	1000m	800m	600m	400m	Last 600m				
Field Times		1:21.91 (0:13.55)	1:08.36 (0:10.64)	0:57.72 (0:11.25)	0:46.47 (0:11.51)	0:34.96 (0:11.58)	0:23.38 (0:11.57)	0:34.96				
Rank	TAB Horse/Jockey	Barrier	Top Speed [km/h]	Fastest Section	Distance Travelled [m]							
11	9 <b>STREET CHASE</b> Craig Williams	11	69.4 1200m	0:10.71 1200m	1:22.62 [11] (0:13.62)	1:09.00 [3] (0:10.71)	0:58.29 [4] (0:11.17)	0:47.12 [2] (0:11.65)	0:35.47 [2] (0:11.77)	0:23.70 [2] (0:11.70)	0:35.47	+0
12	6 <b>SNITZANOVA</b> Daniel Stackhouse	8	68.0 1200m	0:10.76 1200m	1:22.69 [12] (0:13.65)	1:09.04 [5] (0:10.76)	0:58.28 [5] (0:11.19)	0:47.09 [3] (0:11.82)	0:35.27 [5] (0:11.81)	0:23.46 [6] (0:11.51)	0:35.27	+8
13	16 <b>YES LULU</b> Jason Collett	16	66.4 1200m	0:10.87 1200m	1:22.72 [13] (0:14.00)	1:08.72 [10] (0:10.87)	0:57.85 [11] (0:11.27)	0:46.58 [11] (0:11.74)	0:34.84 [10] (0:11.36)	0:23.48 [7] (0:11.56)	0:34.84	-3
14	21 <b>BOLLINGER MISS</b> Martin Harley	5	67.7 1200m	0:10.91 1200m	1:22.78 [14] (0:14.58)	1:08.20 [18] (0:10.91)	0:57.29 [18] (0:11.39)	0:45.90 [18] (0:11.55)	0:34.35 [17] (0:11.44)	0:22.91 [15] (0:11.28)	0:34.35	-3
15	8 <b>SHANGRI LA EXPRESS</b> Angela Jones	13	67.4 Overall	0:10.97 1200m	1:23.79 [15] (0:13.83)	1:09.96 [8] (0:10.97)	0:58.99 [9] (0:11.28)	0:47.71 [8] (0:11.81)	0:35.90 [11] (0:11.86)	0:24.04 [13] (0:11.85)	0:35.90	+3
16	14 <b>BAUHINIA</b> Tommy Berry	18	66.0 1200m	0:11.15 1200m	1:23.80 [16] (0:14.22)	1:09.58 [13] (0:11.15)	0:58.43 [15] (0:11.29)	0:47.14 [15] (0:11.73)	0:35.41 [16] (0:11.52)	0:23.89 [16] (0:11.44)	0:35.41	+0
17	1 <b>BITTERCREEK</b> Blake Shinn	14	66.2 Overall	0:11.04 1200m	1:24.51 [17] (0:14.38)	1:10.13 [17] (0:11.04)	0:59.09 [16] (0:11.27)	0:47.82 [16] (0:11.81)	0:36.01 [18] (0:11.60)	0:24.41 [18] (0:11.52)	0:36.01	+2
18	23 <b>NUESTRA</b> Bailey Wheeler	12	67.0 Overall	0:11.08 1200m	1:24.68 [18] (0:14.03)	1:10.65 [12] (0:11.08)	0:59.57 [13] (0:11.24)	0:48.33 [12] (0:11.74)	0:36.59 [13] (0:11.92)	0:24.67 [17] (0:12.08)	0:36.59	-5

Scratched: Territory Ash (#20), Blitzum (#22), Dance To The Boom (#13), Cosmic Fire (#11), Dawn Service (#3)

[ ] Ranking at each section and finish  
 -:-:- No data available at this section  
 NA No data available

SCN Saddle cloth number  
 DNF Did not finish  
 DNT Did not track



**Aquis Park Gold Coast QLD Professional**  
**Race 5: GOLD COAST MAGIC MILLIONS 3YO GUINEAS - 1400m**  
**17 January 2025 - 19:45**



Track Rating: Good 4, Weather: Overcast, Rail Position: +0.5m 800m-400m; True Remainder

Section				200m				Last 600m	
Field Times				0:11.81		(0:11.81)		0:34.96	
Rank	TAB	Horse/Jockey	Barrier	Top Speed [km/h]	Fastest Section	Margin			Distance Travelled [m]
1	7	<b>BOSUSTOW</b> Joshua Parr	9	66.5 Overall	0:10.99 1200m	0:11.40 [4] (0:11.40)	1:21.91		0:34.09
2	2	<b>GIVE ME SPACE</b> Luke Dempsey	19	68.5 1200m	0:10.76 1200m	0:11.14 [10] (0:11.14)	0.2L		0:33.98 -4
3	17	<b>ARRIVING HOME</b> Kerrin McEvoy	10	70.4 1200m	0:10.70 1200m	0:11.64 [3] (0:11.64)	1L		0:34.70 -1
4	4	<b>CATOGGIO</b> Tim Clark	17	68.5 1200m	0:10.57 1200m	0:12.06 [1] (0:12.06)	1.4L		0:35.21 -4
5	5	<b>DEPTH OF CHARACTER</b> Chad Schofield	15	69.0 Overall	0:10.78 1200m	0:11.60 [7] (0:11.60)	2.4L		0:34.48 +0
6	15	<b>ZOUBABY</b> Andrew Adkins	6	70.0 1200m	0:10.76 1200m	0:11.96 [2] (0:11.96)	2.5L		0:34.98 -6
7	18	<b>TUILERIES</b> Tyler Schiller	20	65.8 1200m	0:11.17 400m	0:11.58 [13] (0:11.58)	3.5L		0:34.21 +4
8	10	<b>KING OF ROSEAU</b> Vlad Duric	3	67.1 1200m	0:10.99 1200m	0:11.76 [11] (0:11.76)	3.6L		0:34.36 -7
9	12	<b>HELLA FAST</b> Kyle Wilson-Taylor	7	67.9 1200m	0:10.86 1200m	0:11.98 [6] (0:11.98)	3.8L		0:35.06 -4
10	19	<b>HELL TO PAY</b> Damian Lane	4	68.7 1200m	0:10.68 1200m	0:11.80 [11] (0:11.80)	3.9L		0:34.86 -4

Scratched: Territory Ash (#20), Blitzum (#22), Dance To The Boom (#13), Cosmic Fire (#11), Dawn Service (#3)

[ ] Ranking at each section and finish  
 -:-:- No data available at this section  
 NA No data available  
 SCN Saddle cloth number  
 DNF Did not finish  
 DNT Did not track



# Aquis Park Gold Coast QLD Professional

## Race 5: GOLD COAST MAGIC MILLIONS 3YO GUINEAS - 1400m



17 January 2025 - 19:45

Track Rating: Good 4, Weather: Overcast, Rail Position: +0.5m 800m-400m; True Remainder

Section				200m				Last 600m	
Field Times				0:11.81 (0:11.81)				0:34.96	
Rank	TAB	Horse/Jockey	Barrier	Top Speed [km/h]	Fastest Section	Margin			Distance Travelled [m]
11	9	<b>STREET CHASE</b> Craig Williams	11	69.4 1200m	0:10.71 1200m	0:12.00 [5] (0:12.00)	4L		0:35.47 +0
12	6	<b>SNITZANOVA</b> Daniel Stackhouse	8	68.0 1200m	0:10.76 1200m	0:11.95 [8] (0:11.95)	4.4L		0:35.27 +8
13	16	<b>YES LULU</b> Jason Collett	16	66.4 1200m	0:10.87 1200m	0:11.92 [9] (0:11.92)	4.6L		0:34.84 -3
14	21	<b>BOLLINGER MISS</b> Martin Harley	5	67.7 1200m	0:10.91 1200m	0:11.63 [14] (0:11.63)	4.9L		0:34.35 -3
15	8	<b>SHANGRI LA EXPRESS</b> Angela Jones	13	67.4 Overall	0:10.97 1200m	0:12.19 [16] (0:12.19)	10.7L		0:35.90 +3
16	14	<b>BAUHINIA</b> Tommy Berry	18	66.0 1200m	0:11.15 1200m	0:12.45 [15] (0:12.45)	10.8L		0:35.41 +0
17	1	<b>BITTERCREEK</b> Blake Shinn	14	66.2 Overall	0:11.04 1200m	0:12.89 [17] (0:12.89)	14.8L		0:36.01 +2
18	23	<b>NUESTRA</b> Bailey Wheeler	12	67.0 Overall	0:11.08 1200m	0:12.59 [18] (0:12.59)	15.6L		0:36.59 -5

Scratched: Territory Ash (#20), Blitzum (#22), Dance To The Boom (#13), Cosmic Fire (#11), Dawn Service (#3)

[ ] Ranking at each section and finish  
 -:-:- No data available at this section  
 NA No data available

SCN Saddle cloth number  
 DNF Did not finish  
 DNT Did not track



Horse/Jockey Name	Bosustow
Final Rank	1
Fastest Section Time (Section)	0:10.99 (1200m)
Top Speed [km/h] (Section)	66.5 (Overall)
Race State	Finished



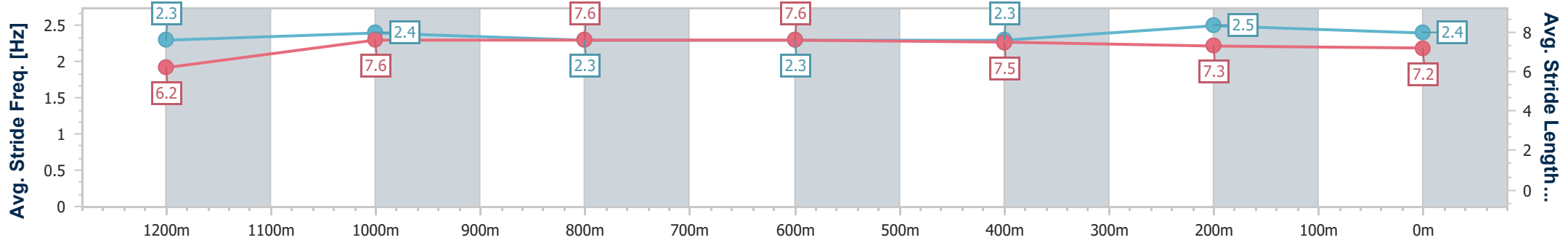
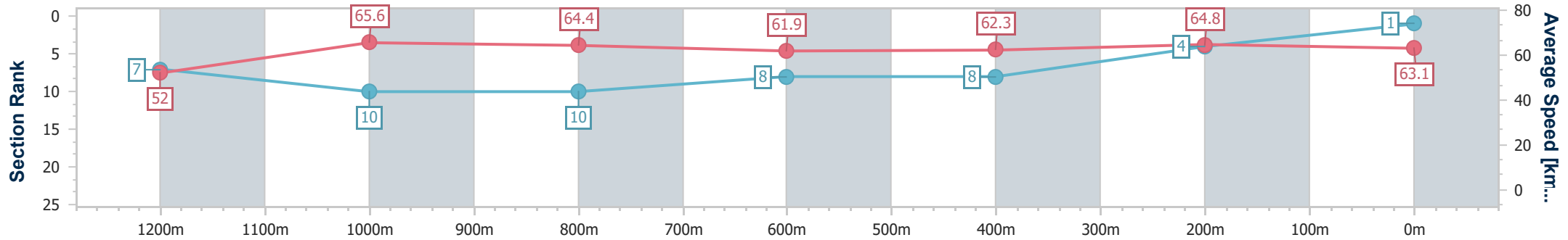
Aquis Park Gold Coast QLD Professional  
Race 5: GOLD COAST MAGIC MILLIONS 3YO GUINEAS - 1400m



17 January 2025 - 19:45

Track Rating: Good 4, Weather: Overcast, Rail Position: +0.5m  
800m-400m; True Remainder

Section	Overall	1200m	1000m	800m	600m	400m	200m
Section Times	1:21.91 [1] (0:13.82)	1:08.09 [7] (0:10.99)	0:57.10 [10] (0:11.32)	0:45.78 [10] (0:11.69)	0:34.09 [8] (0:11.51)	0:22.58 [8] (0:11.18)	0:11.40 [4] (0:11.40)
Average Speed [km/h]	52.0	65.6	64.4	61.9	62.3	64.8	63.1
Top Speed [km/h]	66.5	66.3	65.7	63.4	63.9	66.3	64.8
Avg. Dist. to Rail [m]	5.6	3.3	2.8	1.1	0.8	3.7	4.2
Avg. Stride Freq. [Hz]	2.3	2.4	2.3	2.3	2.3	2.5	2.4
Avg. Stride Length [m]	6.2	7.6	7.6	7.6	7.5	7.3	7.2



- [ ] Ranking at each section and finish
- .-.- No data available at this section
- NA No data available



Horse/Jockey Name	Give Me Space
Final Rank	2
Fastest Section Time (Section)	0:10.76 (1200m)
Top Speed [km/h] (Section)	68.5 (1200m)
Race State	Finished



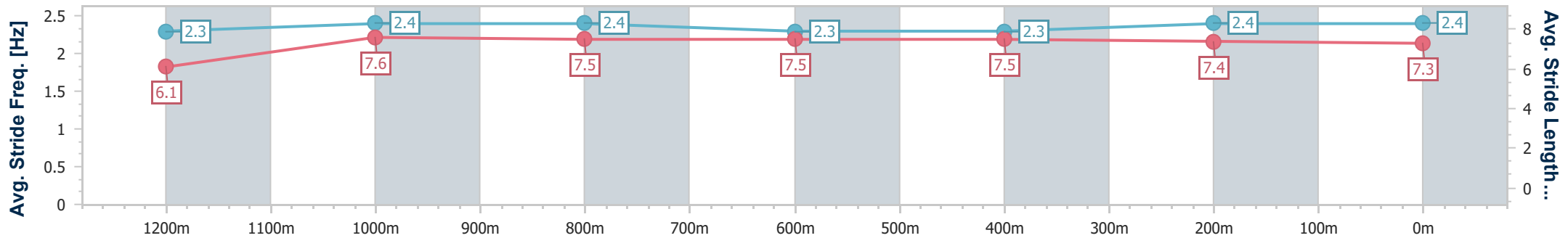
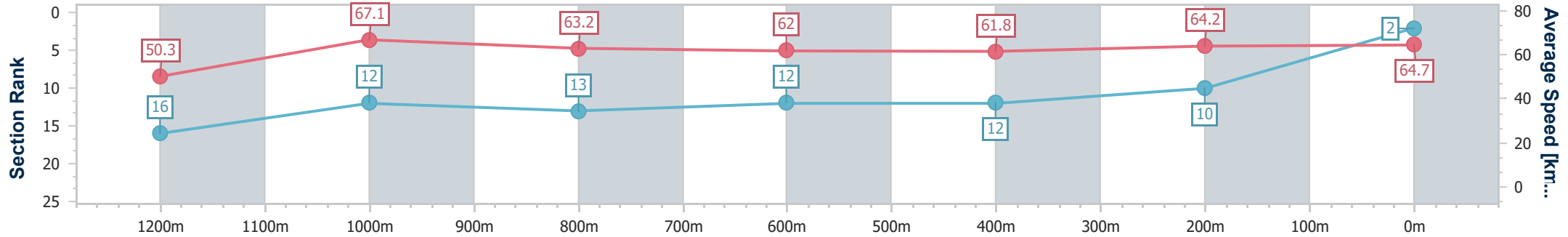
Aquis Park Gold Coast QLD Professional  
Race 5: GOLD COAST MAGIC MILLIONS 3YO GUINEAS - 1400m



17 January 2025 - 19:45

Track Rating: Good 4, Weather: Overcast, Rail Position: +0.5m  
800m-400m; True Remainder

Section	Overall	1200m	1000m	800m	600m	400m	200m
Section Times	1:21.94 [2] (0:14.33)	1:07.61 [16] (0:10.76)	0:56.85 [12] (0:11.32)	0:45.53 [13] (0:11.55)	0:33.98 [12] (0:11.61)	0:22.37 [12] (0:11.23)	0:11.14 [10] (0:11.14)
Average Speed [km/h]	50.3	67.1	63.2	62.0	61.8	64.2	64.7
Top Speed [km/h]	66.8	68.5	65.2	64.3	62.7	65.7	65.2
Avg. Dist. to Rail [m]	11.9	2.0	0.6	1.3	1.2	3.9	5.5
Avg. Stride Freq. [Hz]	2.3	2.4	2.4	2.3	2.3	2.4	2.4
Avg. Stride Length [m]	6.1	7.6	7.5	7.5	7.5	7.4	7.3



- [ ] Ranking at each section and finish
- .-.- No data available at this section
- NA No data available



Horse/Jockey Name	Arriving Home
Final Rank	3
Fastest Section Time (Section)	0:10.70 (1200m)
Top Speed [km/h] (Section)	70.4 (1200m)
Race State	Finished



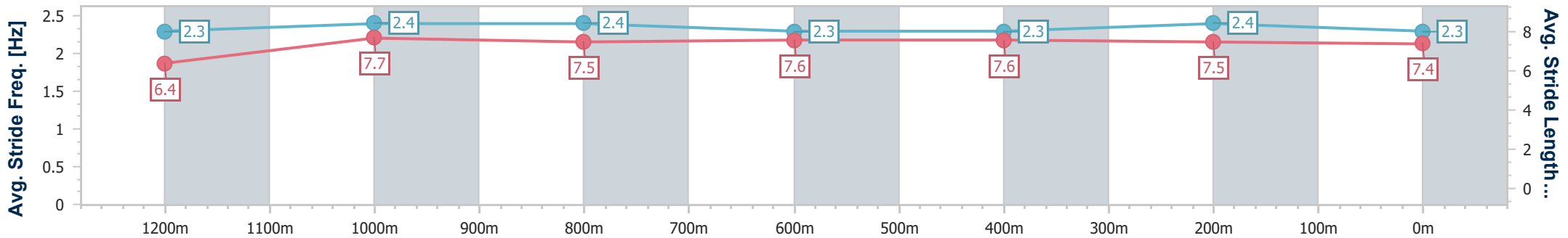
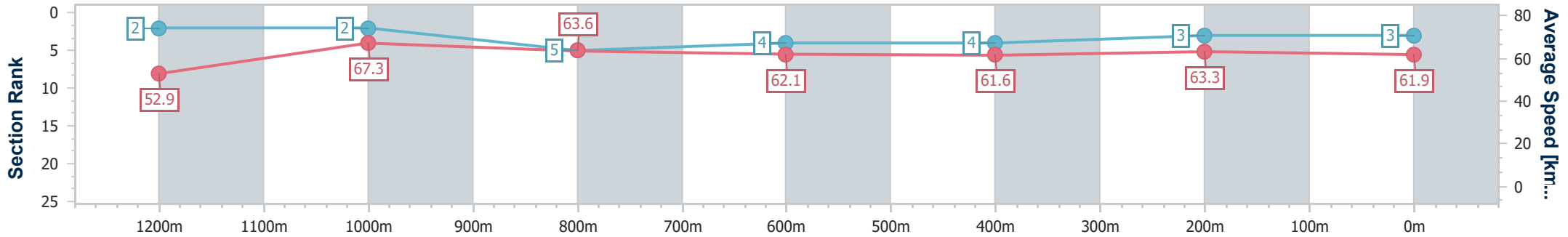
Aquis Park Gold Coast QLD Professional  
 Race 5: GOLD COAST MAGIC MILLIONS 3YO GUINEAS - 1400m



17 January 2025 - 19:45

Track Rating: Good 4, Weather: Overcast, Rail Position: +0.5m  
 800m-400m; True Remainder

Section	Overall	1200m	1000m	800m	600m	400m	200m
Section Times	1:22.08 [3] (0:13.60)	1:08.48 [2] (0:10.70)	0:57.78 [2] (0:11.44)	0:46.34 [5] (0:11.64)	0:34.70 [4] (0:11.64)	0:23.06 [4] (0:11.42)	0:11.64 [3] (0:11.64)
Average Speed [km/h]	52.9	67.3	63.6	62.1	61.6	63.3	61.9
Top Speed [km/h]	67.8	70.4	67.1	63.6	62.9	64.4	63.3
Avg. Dist. to Rail [m]	6.9	3.4	2.2	1.0	0.6	0.8	1.3
Avg. Stride Freq. [Hz]	2.3	2.4	2.4	2.3	2.3	2.4	2.3
Avg. Stride Length [m]	6.4	7.7	7.5	7.6	7.6	7.5	7.4



- [ ] Ranking at each section and finish
- .-.- No data available at this section
- NA No data available



Horse/Jockey Name	Catoggio
Final Rank	4
Fastest Section Time (Section)	0:10.57 (1200m)
Top Speed [km/h] (Section)	68.5 (1200m)
Race State	Finished



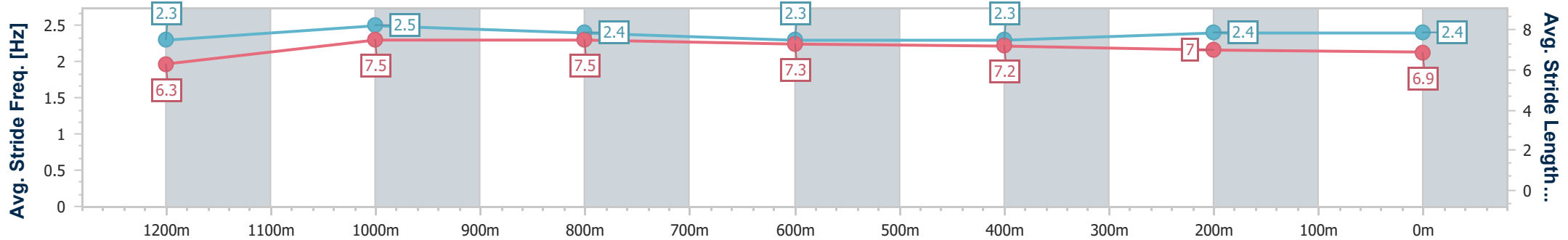
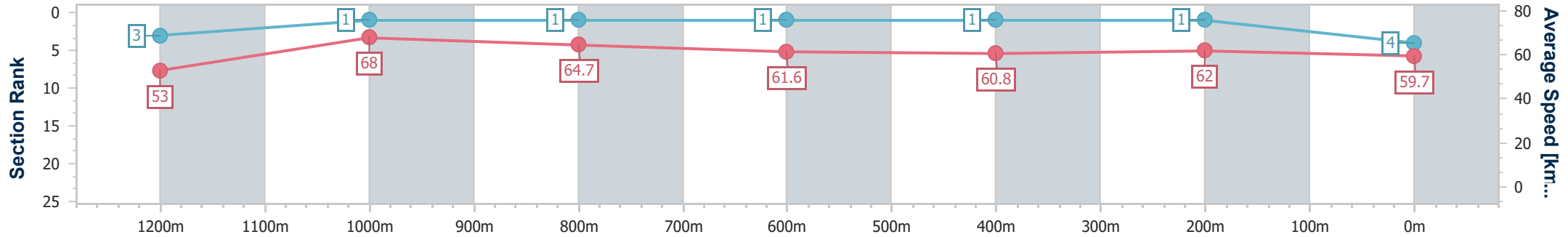
Aquis Park Gold Coast QLD Professional  
Race 5: GOLD COAST MAGIC MILLIONS 3YO GUINEAS - 1400m



17 January 2025 - 19:45

Track Rating: Good 4, Weather: Overcast, Rail Position: +0.5m  
800m-400m; True Remainder

Section	Overall	1200m	1000m	800m	600m	400m	200m
Section Times	1:22.16 [4] (0:13.62)	1:08.54 [3] (0:10.57)	0:57.97 [1] (0:11.25)	0:46.72 [1] (0:11.51)	0:35.21 [1] (0:11.58)	0:23.63 [1] (0:11.57)	0:12.06 [1] (0:12.06)
Average Speed [km/h]	53.0	68.0	64.7	61.6	60.8	62.0	59.7
Top Speed [km/h]	67.6	68.5	67.6	63.9	61.5	64.1	62.0
Avg. Dist. to Rail [m]	12.9	7.4	1.9	3.1	4.2	1.6	1.2
Avg. Stride Freq. [Hz]	2.3	2.5	2.4	2.3	2.3	2.4	2.4
Avg. Stride Length [m]	6.3	7.5	7.5	7.3	7.2	7.0	6.9



- [ ] Ranking at each section and finish
- .-.- No data available at this section
- NA No data available





Horse/Jockey Name	Depth Of Character
Final Rank	5
Fastest Section Time (Section)	0:10.78 (1200m)
Top Speed [km/h] (Section)	69.0 (Overall)
Race State	Finished



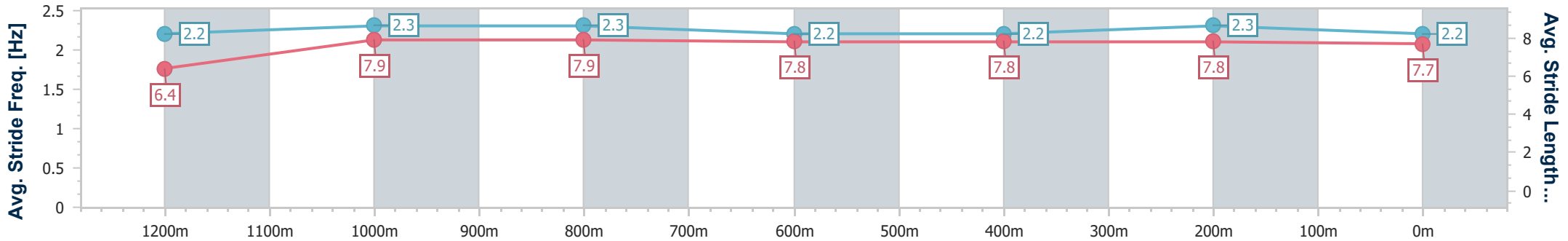
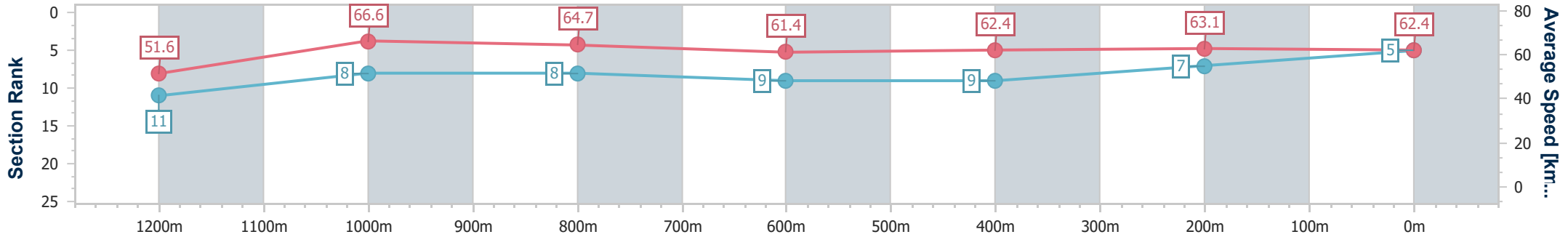
Aquis Park Gold Coast QLD Professional  
 Race 5: GOLD COAST MAGIC MILLIONS 3YO GUINEAS - 1400m



17 January 2025 - 19:45

Track Rating: Good 4, Weather: Overcast, Rail Position: +0.5m  
 800m-400m; True Remainder

Section	Overall	1200m	1000m	800m	600m	400m	200m
Section Times	1:22.34 [5] (0:14.01)	1:08.33 [11] (0:10.78)	0:57.55 [8] (0:11.29)	0:46.26 [8] (0:11.78)	0:34.48 [9] (0:11.47)	0:23.01 [9] (0:11.41)	0:11.60 [7] (0:11.60)
Average Speed [km/h]	51.6	66.6	64.7	61.4	62.4	63.1	62.4
Top Speed [km/h]	69.0	68.7	65.6	63.0	63.9	64.2	63.3
Avg. Dist. to Rail [m]	8.3	2.4	2.5	1.4	0.8	2.0	2.5
Avg. Stride Freq. [Hz]	2.2	2.3	2.3	2.2	2.2	2.3	2.2
Avg. Stride Length [m]	6.4	7.9	7.9	7.8	7.8	7.8	7.7



- [ ] Ranking at each section and finish
- .-.- No data available at this section
- NA No data available



Horse/Jockey Name	Zoubaby
Final Rank	6
Fastest Section Time (Section)	0:10.76 (1200m)
Top Speed [km/h] (Section)	70.0 (1200m)
Race State	Finished



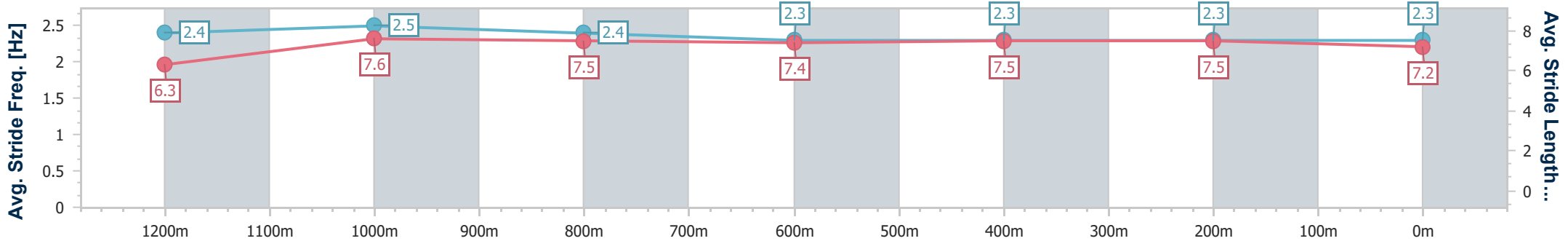
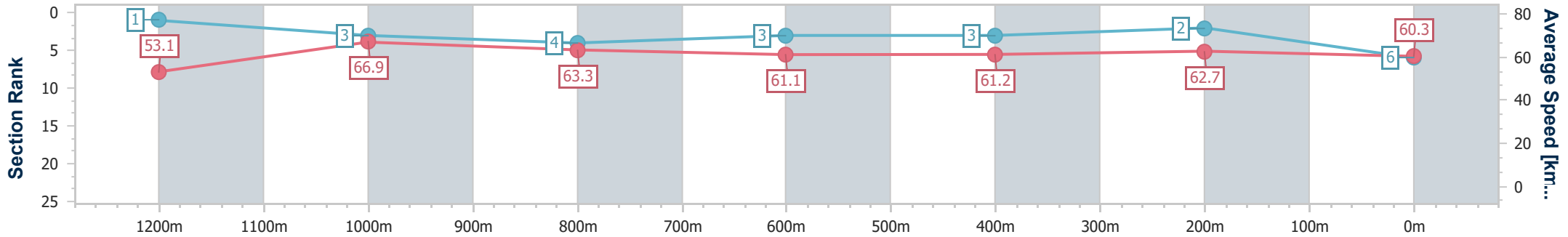
Aquis Park Gold Coast QLD Professional  
 Race 5: GOLD COAST MAGIC MILLIONS 3YO GUINEAS - 1400m



17 January 2025 - 19:45

Track Rating: Good 4, Weather: Overcast, Rail Position: +0.5m  
 800m-400m; True Remainder

Section	Overall	1200m	1000m	800m	600m	400m	200m							
Section Times	1:22.36 [6] (0:13.55)	1:08.81 [1] (0:10.76)	0:58.05 [3] (0:11.35)	0:46.70 [4] (0:11.72)	0:34.98 [3] (0:11.56)	0:23.42 [3] (0:11.46)	0:11.96 [2] (0:11.96)							
Average Speed [km/h]	53.1	66.9	63.3	61.1	61.2	62.7	60.3							
Top Speed [km/h]	68.6	70.0	64.7	62.4	63.1	64.0	62.4							
Avg. Dist. to Rail [m]	1.9	0.3	0.8	1.3	2.9	0.7	0.5							
Avg. Stride Freq. [Hz]	2.4	2.5	2.4	2.3	2.3	2.3	2.3							
Avg. Stride Length [m]	6.3	7.6	7.5	7.4	7.5	7.5	7.2							



- [ ] Ranking at each section and finish
- .-.- No data available at this section
- NA No data available



Horse/Jockey Name	Tuileries
Final Rank	7
Fastest Section Time (Section)	0:11.17 (400m)
Top Speed [km/h] (Section)	65.8 (1200m)
Race State	Finished



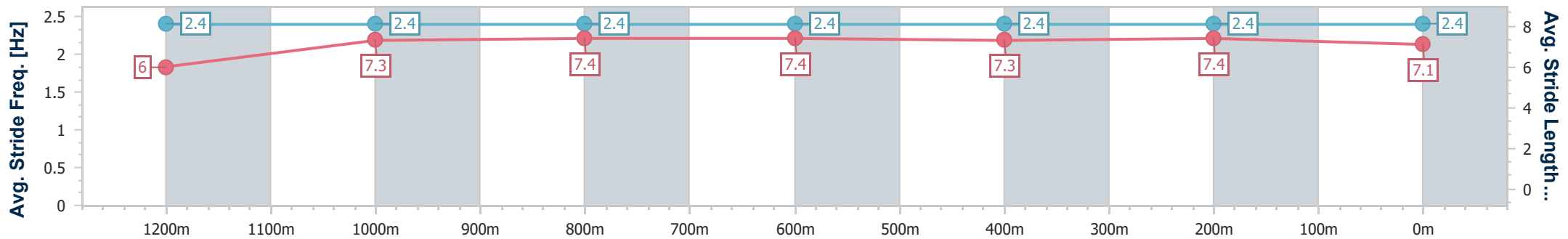
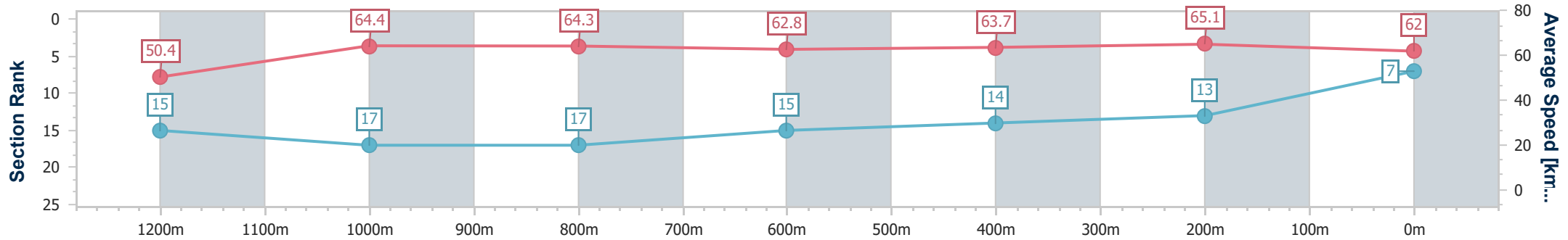
Aquis Park Gold Coast QLD Professional  
 Race 5: GOLD COAST MAGIC MILLIONS 3YO GUINEAS - 1400m



17 January 2025 - 19:45

Track Rating: Good 4, Weather: Overcast, Rail Position: +0.5m  
 800m-400m; True Remainder

Section	Overall	1200m	1000m	800m	600m	400m	200m
Section Times	1:22.56 [7] (0:14.28)	1:08.28 [15] (0:11.19)	0:57.09 [17] (0:11.32)	0:45.77 [17] (0:11.56)	0:34.21 [15] (0:11.46)	0:22.75 [14] (0:11.17)	0:11.58 [13] (0:11.58)
Average Speed [km/h]	50.4	64.4	64.3	62.8	63.7	65.1	62.0
Top Speed [km/h]	64.1	65.8	65.3	65.5	65.3	65.6	64.7
Avg. Dist. to Rail [m]	14.1	4.2	2.2	2.3	2.4	6.2	8.3
Avg. Stride Freq. [Hz]	2.4	2.4	2.4	2.4	2.4	2.4	2.4
Avg. Stride Length [m]	6.0	7.3	7.4	7.4	7.3	7.4	7.1



- [ ] Ranking at each section and finish
- .-.- No data available at this section
- NA No data available



Horse/Jockey Name	King Of Roseau
Final Rank	8
Fastest Section Time (Section)	0:10.99 (1200m)
Top Speed [km/h] (Section)	67.1 (1200m)
Race State	Finished



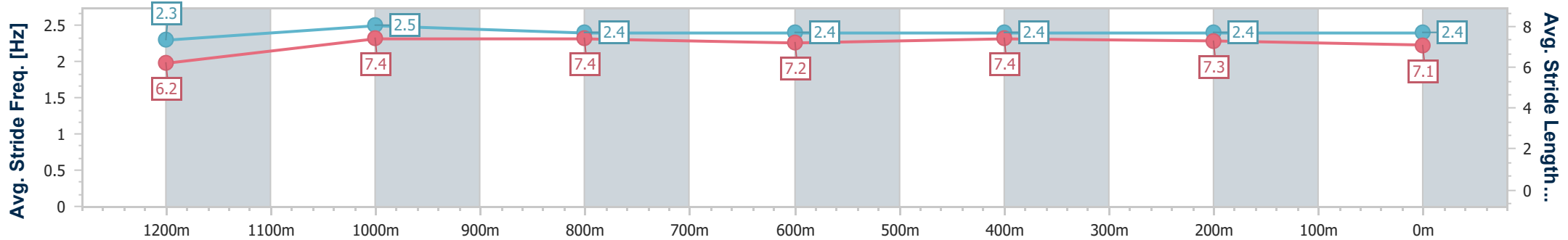
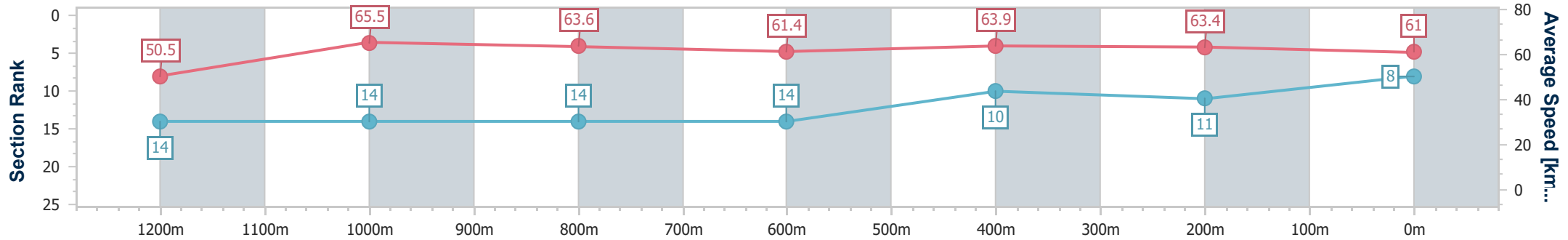
Aquis Park Gold Coast QLD Professional  
 Race 5: GOLD COAST MAGIC MILLIONS 3YO GUINEAS - 1400m



17 January 2025 - 19:45

Track Rating: Good 4, Weather: Overcast, Rail Position: +0.5m  
 800m-400m; True Remainder

Section	Overall	1200m	1000m	800m	600m	400m	200m
Section Times	1:22.57 [8] (0:14.26)	1:08.31 [14] (0:10.99)	0:57.32 [14] (0:11.30)	0:46.02 [14] (0:11.66)	0:34.36 [14] (0:11.23)	0:23.13 [10] (0:11.37)	0:11.76 [11] (0:11.76)
Average Speed [km/h]	50.5	65.5	63.6	61.4	63.9	63.4	61.0
Top Speed [km/h]	66.5	67.1	65.2	63.6	65.8	65.2	63.5
Avg. Dist. to Rail [m]	0.8	0.6	0.5	0.9	1.1	3.2	4.3
Avg. Stride Freq. [Hz]	2.3	2.5	2.4	2.4	2.4	2.4	2.4
Avg. Stride Length [m]	6.2	7.4	7.4	7.2	7.4	7.3	7.1



- [ ] Ranking at each section and finish
- .-.- No data available at this section
- NA No data available



Horse/Jockey Name	Hella Fast
Final Rank	9
Fastest Section Time (Section)	0:10.86 (1200m)
Top Speed [km/h] (Section)	67.9 (1200m)
Race State	Finished



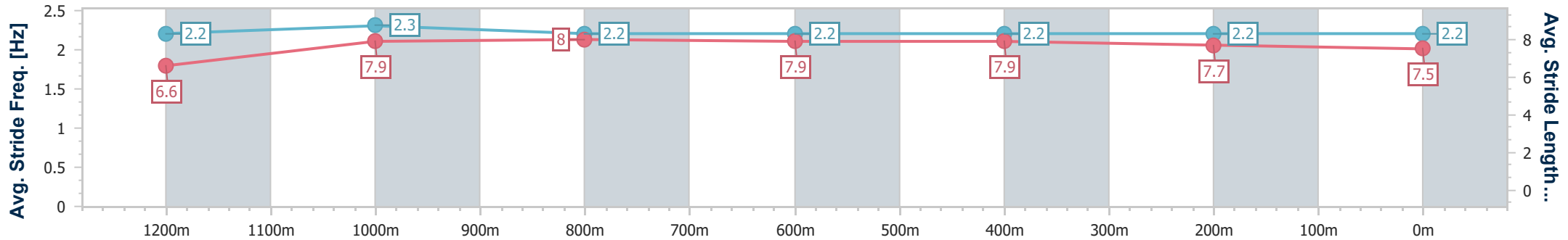
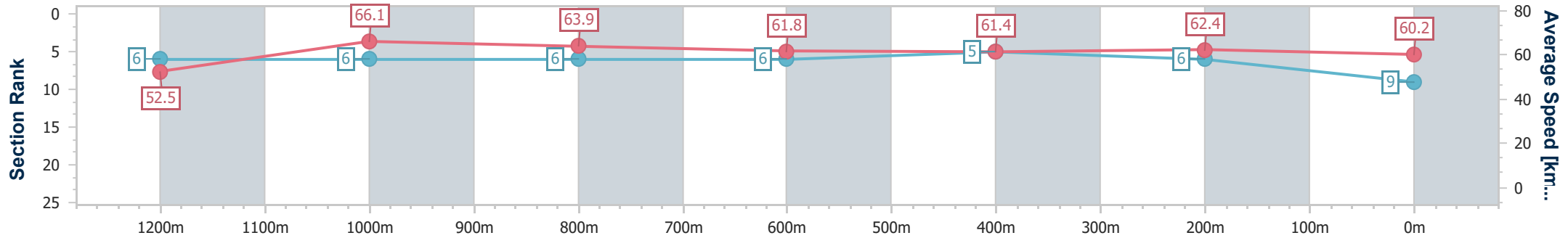
Aquis Park Gold Coast QLD Professional  
Race 5: GOLD COAST MAGIC MILLIONS 3YO GUINEAS - 1400m



17 January 2025 - 19:45

Track Rating: Good 4, Weather: Overcast, Rail Position: +0.5m  
800m-400m; True Remainder

Section	Overall	1200m	1000m	800m	600m	400m	200m							
Section Times	1:22.60 [9] (0:13.74)	1:08.86 [6] (0:10.86)	0:58.00 [6] (0:11.34)	0:46.66 [6] (0:11.60)	0:35.06 [6] (0:11.59)	0:23.47 [5] (0:11.49)	0:11.98 [6] (0:11.98)							
Average Speed [km/h]	52.5	66.1	63.9	61.8	61.4	62.4	60.2							
Top Speed [km/h]	67.3	67.9	65.5	62.5	62.5	63.9	61.2							
Avg. Dist. to Rail [m]	3.3	2.3	0.9	1.1	1.9	0.5	0.5							
Avg. Stride Freq. [Hz]	2.2	2.3	2.2	2.2	2.2	2.2	2.2							
Avg. Stride Length [m]	6.6	7.9	8.0	7.9	7.9	7.7	7.5							



- [ ] Ranking at each section and finish
- .-.- No data available at this section
- NA No data available



Horse/Jockey Name	Hell To Pay
Final Rank	10
Fastest Section Time (Section)	0:10.68 (1200m)
Top Speed [km/h] (Section)	68.7 (1200m)
Race State	Finished



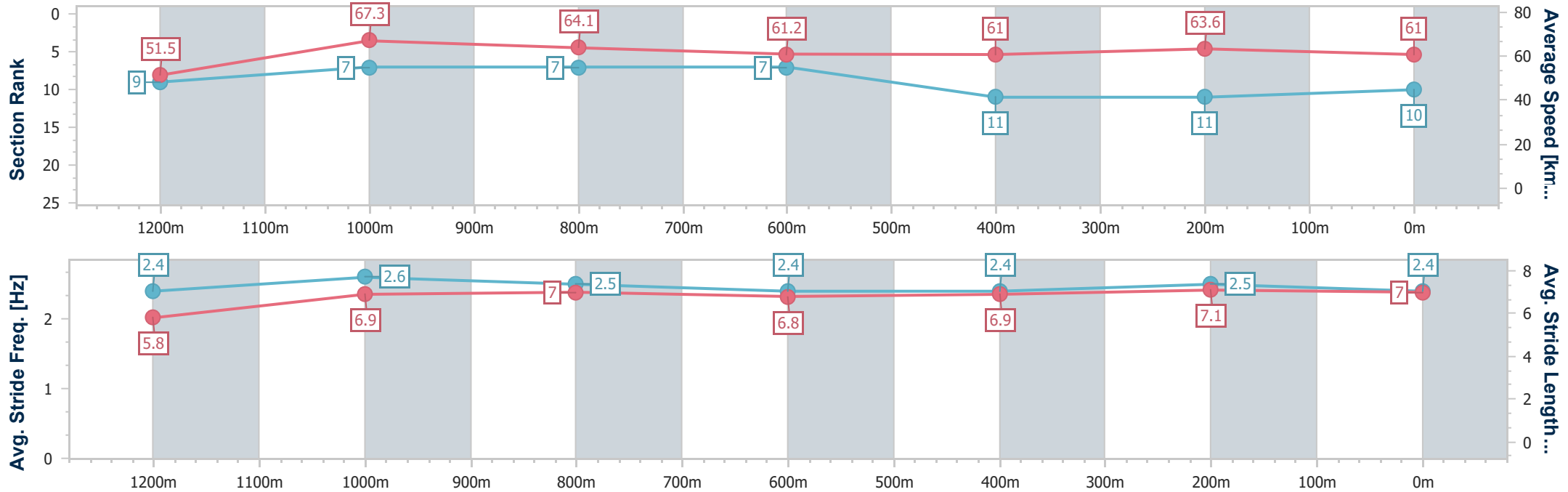
Aquis Park Gold Coast QLD Professional  
Race 5: GOLD COAST MAGIC MILLIONS 3YO GUINEAS - 1400m



17 January 2025 - 19:45

Track Rating: Good 4, Weather: Overcast, Rail Position: +0.5m  
800m-400m; True Remainder

Section	Overall	1200m	1000m	800m	600m	400m	200m
Section Times	1:22.61 [10] (0:13.99)	1:08.62 [9] (0:10.68)	0:57.94 [7] (0:11.31)	0:46.63 [7] (0:11.77)	0:34.86 [7] (0:11.69)	0:23.17 [11] (0:11.37)	0:11.80 [11] (0:11.80)
Average Speed [km/h]	51.5	67.3	64.1	61.2	61.0	63.6	61.0
Top Speed [km/h]	67.1	68.7	65.3	62.8	62.2	64.7	63.2
Avg. Dist. to Rail [m]	1.8	0.5	1.3	0.5	1.2	0.4	0.5
Avg. Stride Freq. [Hz]	2.4	2.6	2.5	2.4	2.4	2.5	2.4
Avg. Stride Length [m]	5.8	6.9	7.0	6.8	6.9	7.1	7.0



- [ ] Ranking at each section and finish
- .-.- No data available at this section
- NA No data available



Horse/Jockey Name	Street Chase
Final Rank	11
Fastest Section Time (Section)	0:10.71 (1200m)
Top Speed [km/h] (Section)	69.4 (1200m)
Race State	Finished



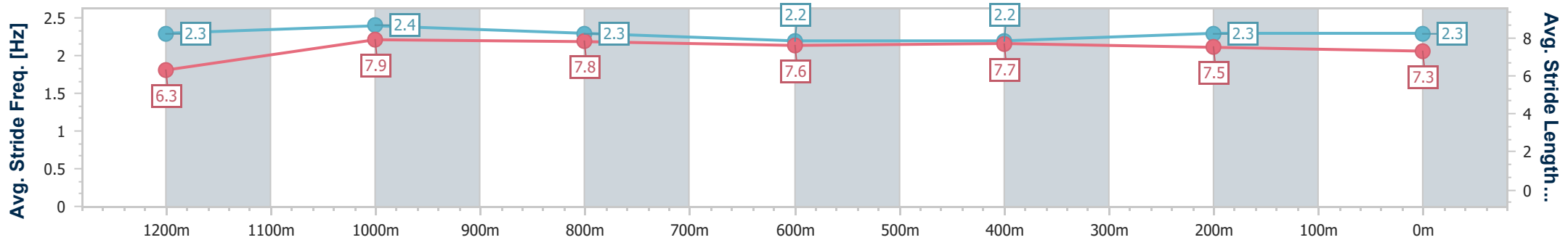
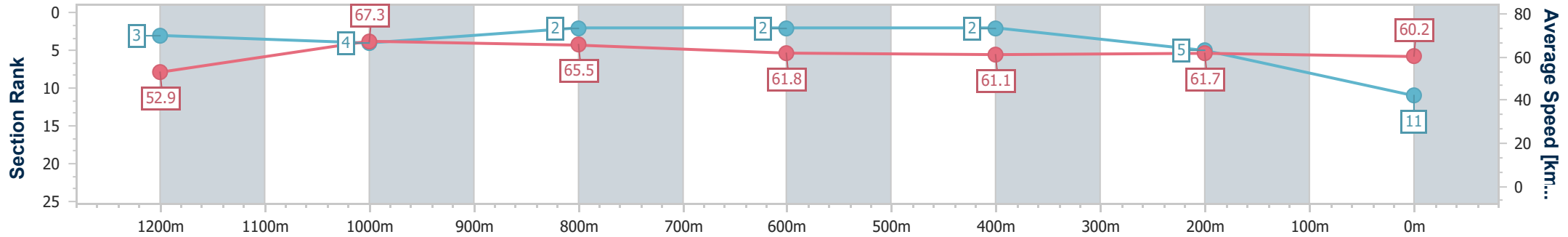
Aquis Park Gold Coast QLD Professional  
 Race 5: GOLD COAST MAGIC MILLIONS 3YO GUINEAS - 1400m



17 January 2025 - 19:45

Track Rating: Good 4, Weather: Overcast, Rail Position: +0.5m  
 800m-400m; True Remainder

Section	Overall	1200m	1000m	800m	600m	400m	200m
Section Times	1:22.62 [11] (0:13.62)	1:09.00 [3] (0:10.71)	0:58.29 [4] (0:11.17)	0:47.12 [2] (0:11.65)	0:35.47 [2] (0:11.77)	0:23.70 [2] (0:11.70)	0:12.00 [5] (0:12.00)
Average Speed [km/h]	52.9	67.3	65.5	61.8	61.1	61.7	60.2
Top Speed [km/h]	67.6	69.4	66.8	63.7	61.9	63.5	61.6
Avg. Dist. to Rail [m]	7.9	3.7	2.8	1.0	0.6	1.8	1.6
Avg. Stride Freq. [Hz]	2.3	2.4	2.3	2.2	2.2	2.3	2.3
Avg. Stride Length [m]	6.3	7.9	7.8	7.6	7.7	7.5	7.3



- [ ] Ranking at each section and finish
- .-.- No data available at this section
- NA No data available



Horse/Jockey Name	Snitzanova
Final Rank	12
Fastest Section Time (Section)	0:10.76 (1200m)
Top Speed [km/h] (Section)	68.0 (1200m)
Race State	Finished



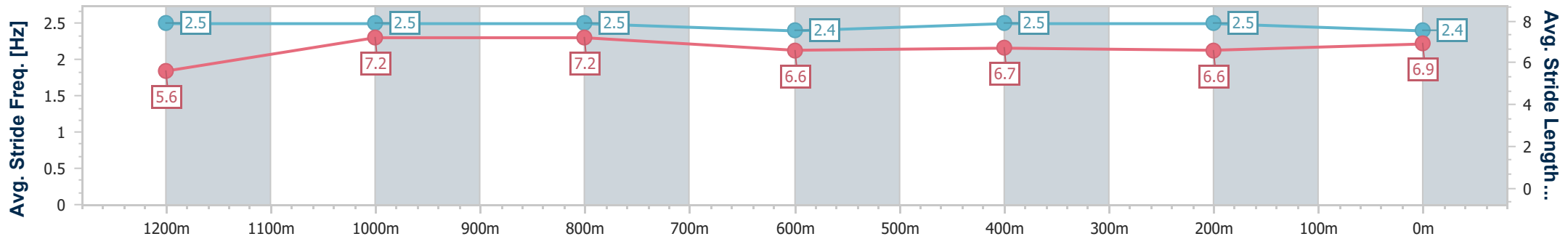
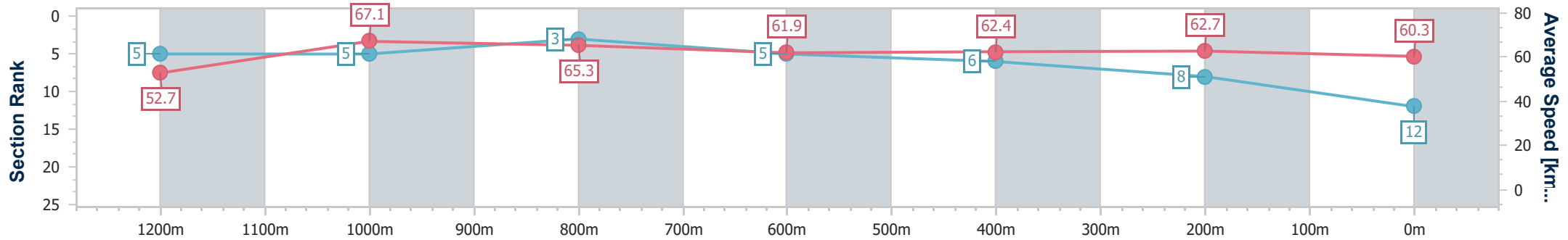
Aquis Park Gold Coast QLD Professional  
Race 5: GOLD COAST MAGIC MILLIONS 3YO GUINEAS - 1400m



17 January 2025 - 19:45

Track Rating: Good 4, Weather: Overcast, Rail Position: +0.5m  
800m-400m; True Remainder

Section	Overall	1200m	1000m	800m	600m	400m	200m
Section Times	1:22.69 [12] (0:13.65)	1:09.04 [5] (0:10.76)	0:58.28 [5] (0:11.19)	0:47.09 [3] (0:11.82)	0:35.27 [5] (0:11.81)	0:23.46 [6] (0:11.51)	0:11.95 [8] (0:11.95)
Average Speed [km/h]	52.7	67.1	65.3	61.9	62.4	62.7	60.3
Top Speed [km/h]	67.7	68.0	66.8	63.2	63.0	63.7	61.4
Avg. Dist. to Rail [m]	5.4	2.7	3.3	4.1	3.9	3.5	4.3
Avg. Stride Freq. [Hz]	2.5	2.5	2.5	2.4	2.5	2.5	2.4
Avg. Stride Length [m]	5.6	7.2	7.2	6.6	6.7	6.6	6.9



- [ ] Ranking at each section and finish
- .-.- No data available at this section
- NA No data available





Horse/Jockey Name	Yes Lulu
Final Rank	13
Fastest Section Time (Section)	0:10.87 (1200m)
Top Speed [km/h] (Section)	66.4 (1200m)
Race State	Finished



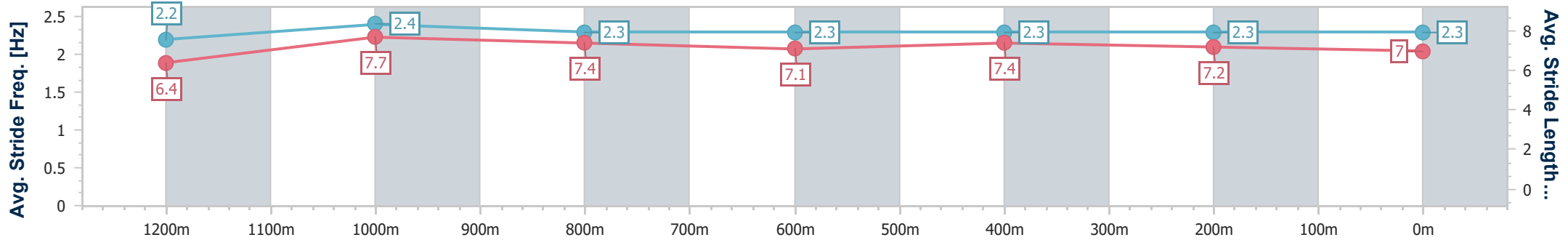
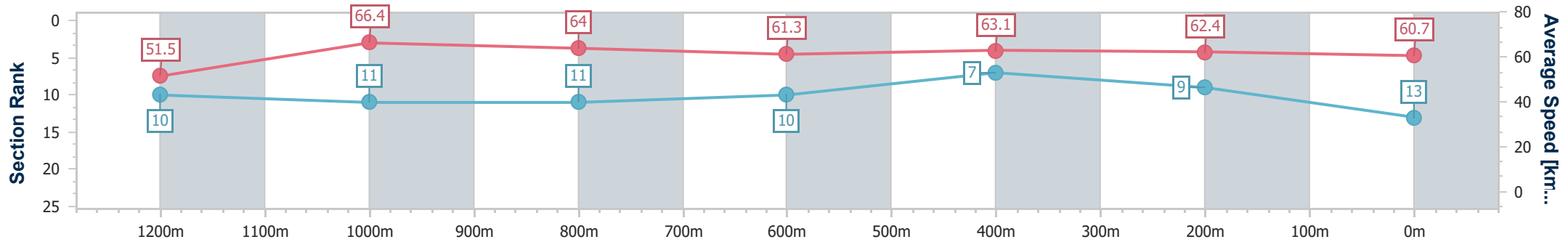
Aquis Park Gold Coast QLD Professional  
Race 5: GOLD COAST MAGIC MILLIONS 3YO GUINEAS - 1400m



17 January 2025 - 19:45

Track Rating: Good 4, Weather: Overcast, Rail Position: +0.5m  
800m-400m; True Remainder

Section	Overall	1200m	1000m	800m	600m	400m	200m							
Section Times	1:22.72 [13] (0:14.00)	1:08.72 [10] (0:10.87)	0:57.85 [11] (0:11.27)	0:46.58 [11] (0:11.74)	0:34.84 [10] (0:11.36)	0:23.48 [7] (0:11.56)	0:11.92 [9] (0:11.92)							
Average Speed [km/h]	51.5	66.4	64.0	61.3	63.1	62.4	60.7							
Top Speed [km/h]	65.7	66.4	65.4	62.2	64.0	63.2	62.9							
Avg. Dist. to Rail [m]	11.4	5.1	1.1	0.9	1.2	5.9	10.7							
Avg. Stride Freq. [Hz]	2.2	2.4	2.3	2.3	2.3	2.3	2.3							
Avg. Stride Length [m]	6.4	7.7	7.4	7.1	7.4	7.2	7.0							



- [ ] Ranking at each section and finish
- .-.- No data available at this section
- NA No data available



Horse/Jockey Name	Bollinger Miss
Final Rank	14
Fastest Section Time (Section)	0:10.91 (1200m)
Top Speed [km/h] (Section)	67.7 (1200m)
Race State	Finished



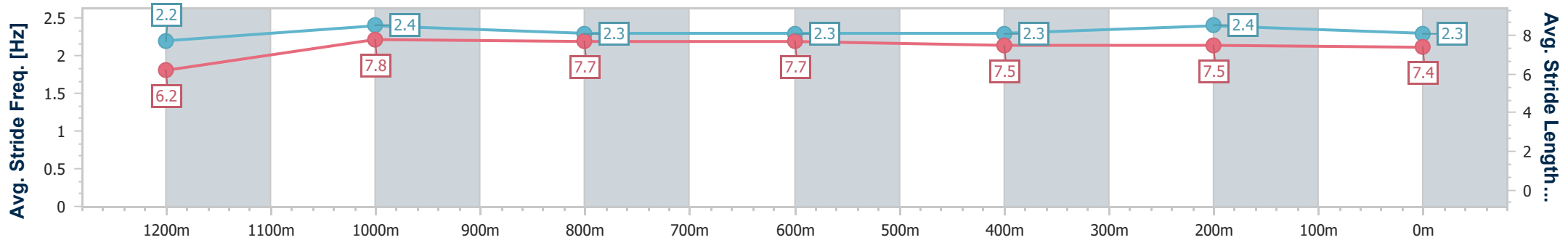
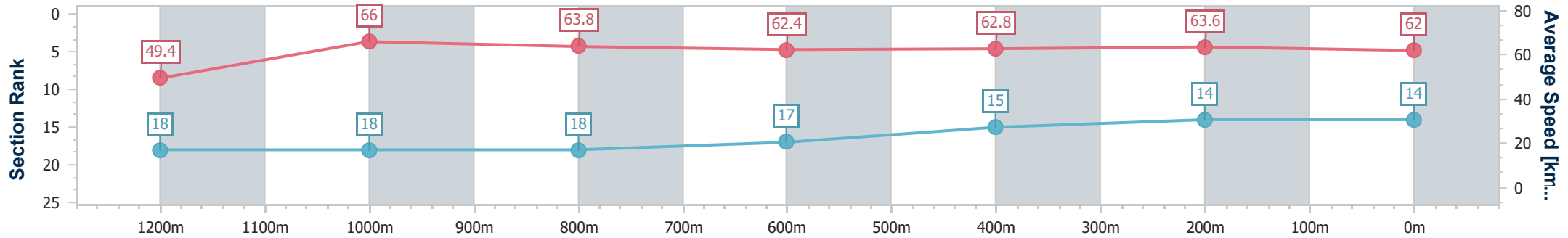
Aquis Park Gold Coast QLD Professional  
Race 5: GOLD COAST MAGIC MILLIONS 3YO GUINEAS - 1400m



17 January 2025 - 19:45

Track Rating: Good 4, Weather: Overcast, Rail Position: +0.5m  
800m-400m; True Remainder

Section	Overall	1200m	1000m	800m	600m	400m	200m							
Section Times	1:22.78 [14] (0:14.58)	1:08.20 [18] (0:10.91)	0:57.29 [18] (0:11.39)	0:45.90 [18] (0:11.55)	0:34.35 [17] (0:11.44)	0:22.91 [15] (0:11.28)	0:11.63 [14] (0:11.63)							
Average Speed [km/h]	49.4	66.0	63.8	62.4	62.8	63.6	62.0							
Top Speed [km/h]	66.5	67.7	65.8	66.2	63.5	64.7	63.8							
Avg. Dist. to Rail [m]	2.4	1.4	1.0	1.1	0.9	0.9	1.5							
Avg. Stride Freq. [Hz]	2.2	2.4	2.3	2.3	2.3	2.4	2.3							
Avg. Stride Length [m]	6.2	7.8	7.7	7.7	7.5	7.5	7.4							



- [ ] Ranking at each section and finish
- .-.- No data available at this section
- NA No data available



Horse/Jockey Name	Shangri La Express
Final Rank	15
Fastest Section Time (Section)	0:10.97 (1200m)
Top Speed [km/h] (Section)	67.4 (Overall)
Race State	Finished



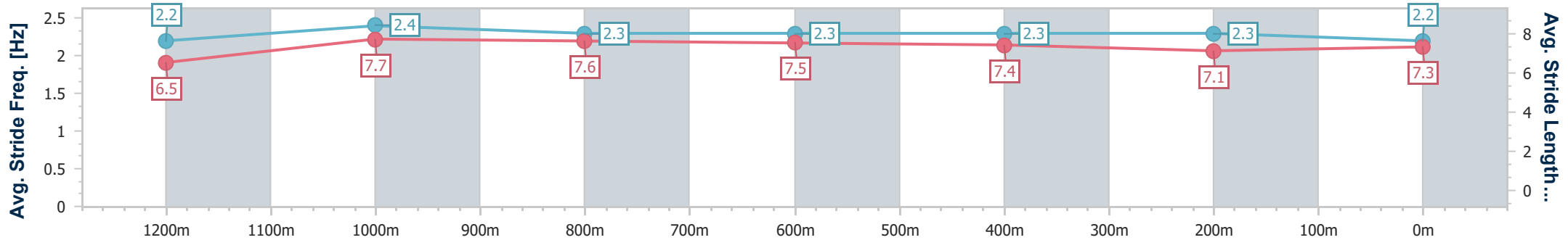
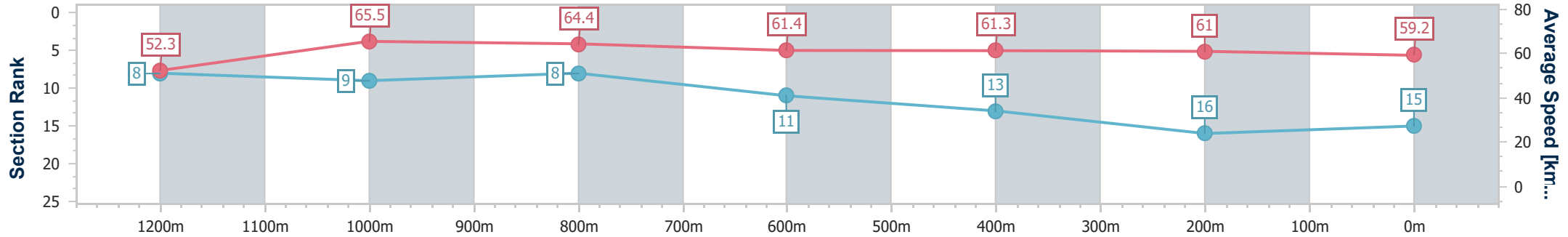
Aquis Park Gold Coast QLD Professional  
 Race 5: GOLD COAST MAGIC MILLIONS 3YO GUINEAS - 1400m



17 January 2025 - 19:45

Track Rating: Good 4, Weather: Overcast, Rail Position: +0.5m  
 800m-400m; True Remainder

Section	Overall	1200m	1000m	800m	600m	400m	200m
Section Times	1:23.79 [15] (0:13.83)	1:09.96 [8] (0:10.97)	0:58.99 [9] (0:11.28)	0:47.71 [8] (0:11.81)	0:35.90 [11] (0:11.86)	0:24.04 [13] (0:11.85)	0:12.19 [16] (0:12.19)
Average Speed [km/h]	52.3	65.5	64.4	61.4	61.3	61.0	59.2
Top Speed [km/h]	67.4	67.3	66.7	61.9	63.4	62.9	60.8
Avg. Dist. to Rail [m]	9.1	4.1	2.2	0.9	1.9	5.4	7.4
Avg. Stride Freq. [Hz]	2.2	2.4	2.3	2.3	2.3	2.3	2.2
Avg. Stride Length [m]	6.5	7.7	7.6	7.5	7.4	7.1	7.3



- [ ] Ranking at each section and finish
- .-.- No data available at this section
- NA No data available



Horse/Jockey Name	Bauhinia
Final Rank	16
Fastest Section Time (Section)	0:11.15 (1200m)
Top Speed [km/h] (Section)	66.0 (1200m)
Race State	Finished



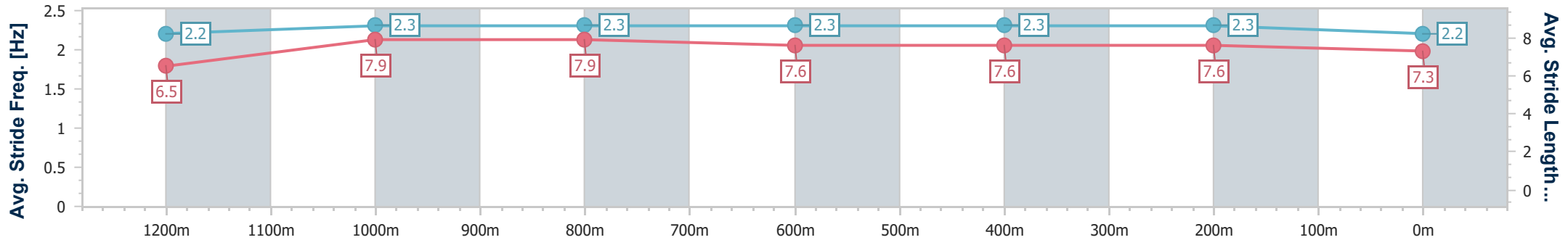
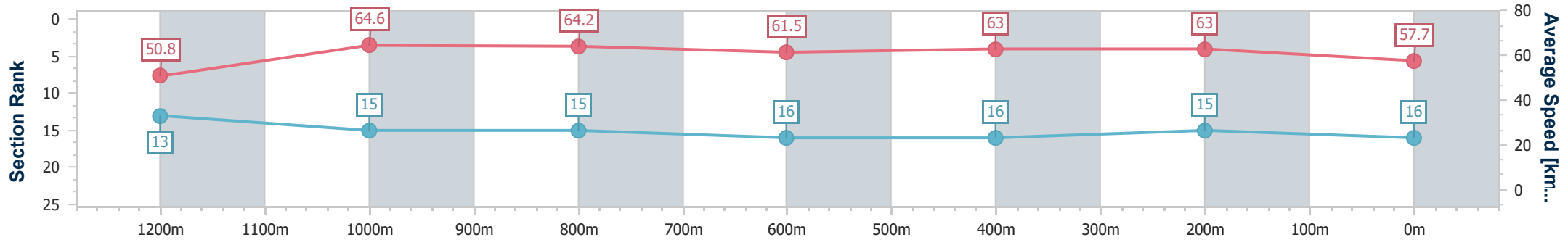
Aquis Park Gold Coast QLD Professional  
Race 5: GOLD COAST MAGIC MILLIONS 3YO GUINEAS - 1400m



17 January 2025 - 19:45

Track Rating: Good 4, Weather: Overcast, Rail Position: +0.5m  
800m-400m; True Remainder

Section	Overall	1200m	1000m	800m	600m	400m	200m
Section Times	1:23.80 [16] (0:14.22)	1:09.58 [13] (0:11.15)	0:58.43 [15] (0:11.29)	0:47.14 [15] (0:11.73)	0:35.41 [16] (0:11.52)	0:23.89 [16] (0:11.44)	0:12.45 [15]
Average Speed [km/h]	50.8	64.6	64.2	61.5	63.0	63.0	57.7
Top Speed [km/h]	64.6	66.0	65.7	65.0	64.1	64.5	61.6
Avg. Dist. to Rail [m]	12.2	4.3	1.7	0.8	0.9	3.2	6.4
Avg. Stride Freq. [Hz]	2.2	2.3	2.3	2.3	2.3	2.3	2.2
Avg. Stride Length [m]	6.5	7.9	7.9	7.6	7.6	7.6	7.3



- [ ] Ranking at each section and finish
- .-.- No data available at this section
- NA No data available



Horse/Jockey Name	Bittercreek
Final Rank	17
Fastest Section Time (Section)	0:11.04 (1200m)
Top Speed [km/h] (Section)	66.2 (Overall)
Race State	Finished



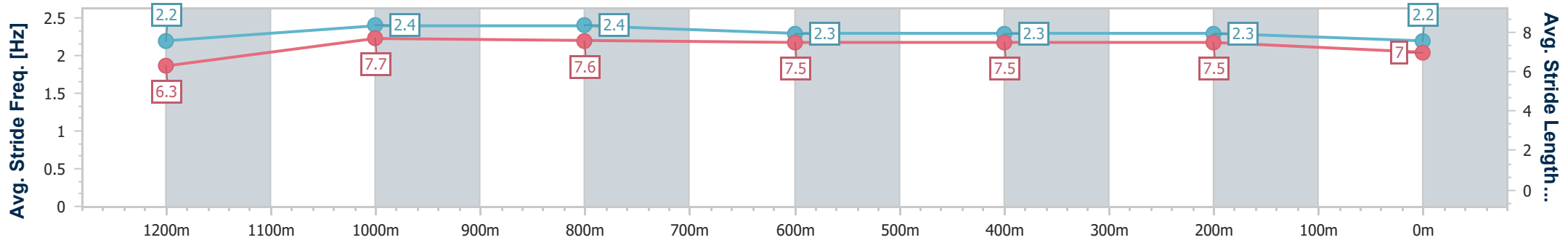
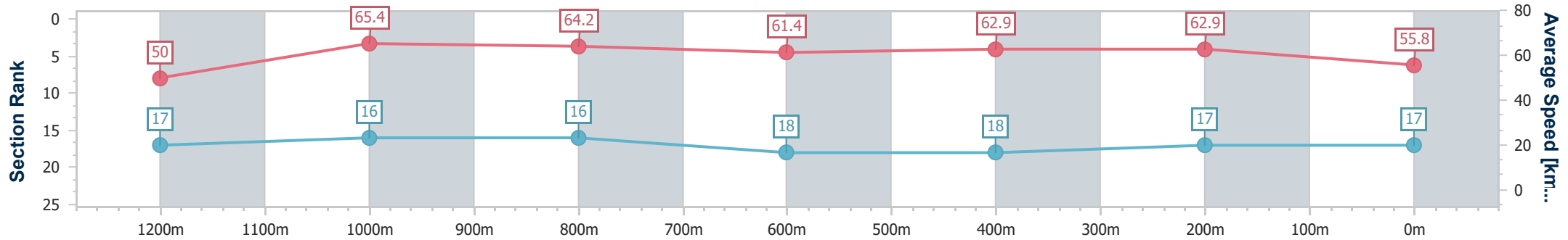
Aquis Park Gold Coast QLD Professional  
Race 5: GOLD COAST MAGIC MILLIONS 3YO GUINEAS - 1400m



17 January 2025 - 19:45

Track Rating: Good 4, Weather: Overcast, Rail Position: +0.5m  
800m-400m; True Remainder

Section	Overall	1200m	1000m	800m	600m	400m	200m							
Section Times	1:24.51 [17] (0:14.38)	1:10.13 [17] (0:11.04)	0:59.09 [16] (0:11.27)	0:47.82 [16] (0:11.81)	0:36.01 [18] (0:11.60)	0:24.41 [18] (0:11.52)	0:12.89 [17] (0:12.89)							
Average Speed [km/h]	50.0	65.4	64.2	61.4	62.9	62.9	55.8							
Top Speed [km/h]	66.2	66.2	65.5	64.9	63.8	64.4	62.9							
Avg. Dist. to Rail [m]	8.1	1.9	1.3	1.9	2.3	7.0	8.2							
Avg. Stride Freq. [Hz]	2.2	2.4	2.4	2.3	2.3	2.3	2.2							
Avg. Stride Length [m]	6.3	7.7	7.6	7.5	7.5	7.5	7.0							



- [ ] Ranking at each section and finish
- .-.- No data available at this section
- NA No data available



Horse/Jockey Name	Nuestra
Final Rank	18
Fastest Section Time (Section)	0:11.08 (1200m)
Top Speed [km/h] (Section)	67.0 (Overall)
Race State	Finished



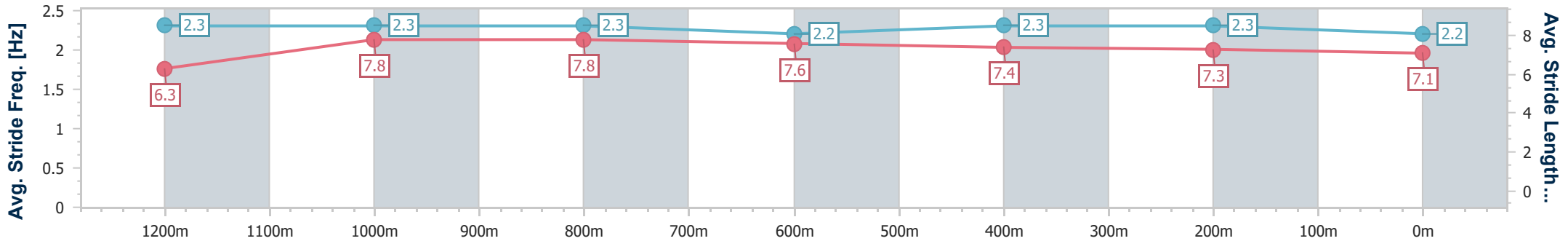
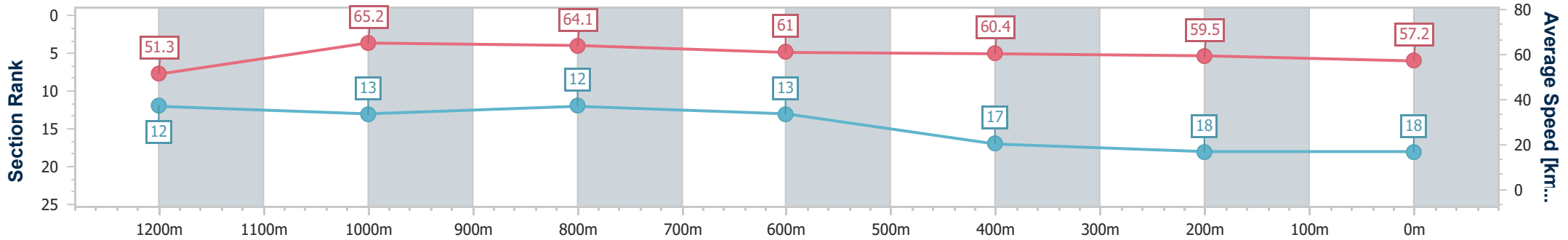
Aquis Park Gold Coast QLD Professional  
Race 5: GOLD COAST MAGIC MILLIONS 3YO GUINEAS - 1400m



17 January 2025 - 19:45

Track Rating: Good 4, Weather: Overcast, Rail Position: +0.5m  
800m-400m; True Remainder

Section	Overall	1200m	1000m	800m	600m	400m	200m
Section Times	1:24.68 [18] (0:14.03)	1:10.65 [12] (0:11.08)	0:59.57 [13] (0:11.24)	0:48.33 [12] (0:11.74)	0:36.59 [13] (0:11.92)	0:24.67 [17] (0:12.08)	0:12.59 [18] (0:12.59)
Average Speed [km/h]	51.3	65.2	64.1	61.0	60.4	59.5	57.2
Top Speed [km/h]	67.0	66.3	65.4	62.5	61.1	60.6	59.3
Avg. Dist. to Rail [m]	7.2	2.1	0.5	0.6	0.8	0.8	0.6
Avg. Stride Freq. [Hz]	2.3	2.3	2.3	2.2	2.3	2.3	2.2
Avg. Stride Length [m]	6.3	7.8	7.8	7.6	7.4	7.3	7.1



- [ ] Ranking at each section and finish
- .-.- No data available at this section
- NA No data available