



# Aquis Park Gold Coast QLD Professional

## Race 3: HOWDEN MAGIC MILLIONS SNIPPETS - 1200m

17 January 2025 - 18:36



Track Rating: Good 4, Weather: Overcast, Rail Position: +0.5m 800m-400m; True Remainder

Section		Field Times											Last 600m	
		Overall	1000m	800m	600m	400m	200m						0:33.74	
		1:08.29 (0:13.27)	0:55.02 (0:10.40)	0:44.62 (0:10.88)	0:33.74 (0:11.09)	0:22.65 (0:11.11)	0:11.54 (0:11.54)							
Rank	TAB	Horse/Jockey	Barrier	Top Speed [km/h]	Fastest Section								Margin	Distance Travelled [m]
1	1	ZARASTRO Angela Jones	6	71.4 1000m	0:10.38 1000m	1:08.29 [1] (0:13.29)	0:55.00 [2] (0:10.38)	0:44.62 [1] (0:10.88)	0:33.74 [1] (0:11.09)	0:22.65 [1] (0:11.11)	0:11.54 [1] (0:11.54)	1:08.29	0:33.74	
2	10	THE NOVELIST Tim Clark	1	69.8 1000m	0:10.56 1000m	1:08.71 [2] (0:13.44)	0:55.27 [7] (0:10.56)	0:44.71 [6] (0:10.82)	0:33.89 [5] (0:10.93)	0:22.96 [2] (0:11.16)	0:11.80 [2] (0:11.80)	2.3L	0:33.89	+0
3	5	SEMANA Damian Lane	4	71.0 Overall	0:10.60 1000m	1:08.92 [3] (0:13.76)	0:55.16 [11] (0:10.60)	0:44.56 [11] (0:10.71)	0:33.85 [10] (0:11.18)	0:22.67 [9] (0:11.07)	0:11.60 [4] (0:11.60)	3.3L	0:33.85	-4
4	6	HARD TO SAY Blake Shinn	8	70.8 Overall	0:10.64 1000m	1:09.03 [4] (0:13.27)	0:55.76 [1] (0:10.64)	0:45.12 [3] (0:10.89)	0:34.23 [4] (0:11.42)	0:22.81 [8] (0:11.28)	0:11.53 [6] (0:11.53)	3.8L	0:34.23	+3
5	11	LAVISH EMPIRE Tyler Schiller	9	69.9 1000m	0:10.55 1000m	1:09.12 [5] (0:14.06)	0:55.06 [13] (0:10.55)	0:44.51 [14] (0:10.87)	0:33.64 [14] (0:11.15)	0:22.49 [14] (0:11.04)	0:11.45 [9] (0:11.45)	4.2L	0:33.64	-1
6	8	HEDGED Ethan Brown	2	70.6 1000m	0:10.56 1000m	1:09.14 [6] (0:13.38)	0:55.76 [4] (0:10.56)	0:45.20 [4] (0:10.86)	0:34.34 [3] (0:11.15)	0:23.19 [4] (0:11.21)	0:11.98 [3] (0:11.98)	4.3L	0:34.34	+9
7	2	CANNONBALL Martin Harley	3	69.6 1000m	0:10.53 1000m	1:09.29 [7] (0:13.44)	0:55.85 [6] (0:10.53)	0:45.32 [5] (0:10.89)	0:34.43 [6] (0:11.19)	0:23.24 [6] (0:11.32)	0:11.92 [5] (0:11.92)	5.1L	0:34.43	+9
8	9	NETTUNO Craig Williams	5	70.8 1000m	0:10.47 1000m	1:09.33 [8] (0:13.64)	0:55.69 [9] (0:10.47)	0:45.22 [8] (0:10.83)	0:34.39 [9] (0:11.33)	0:23.06 [10] (0:11.23)	0:11.83 [7] (0:11.83)	5.3L	0:34.39	+0
9	14	BAROQUE ROAD Andrew Adkins	14	72.0 1000m	0:10.47 1000m	1:09.72 [9] (0:13.93)	0:55.79 [12] (0:10.47)	0:45.32 [12] (0:10.86)	0:34.46 [12] (0:11.22)	0:23.24 [12] (0:11.22)	0:12.02 [10] (0:12.02)	7.6L	0:34.46	+1
10	7	PRINCE OF BOOM James Orman	11	72.2 1000m	0:10.40 1000m	1:09.84 [10] (0:13.33)	0:56.51 [3] (0:10.40)	0:46.11 [2] (0:10.99)	0:35.12 [2] (0:11.20)	0:23.92 [3] (0:11.61)	0:12.31 [8] (0:12.31)	8.1L	0:35.12	-2

Scratched: Steady Ready (#3), Bubba's Bay (#16)

[ ] Ranking at each section and finish  
 -:-:- No data available at this section  
 NA No data available

SCN Saddle cloth number  
 DNF Did not finish  
 DNT Did not track



**Aquis Park Gold Coast QLD Professional**  
**Race 3: HOWDEN MAGIC MILLIONS SNIPPETS - 1200m**  
**17 January 2025 - 18:36**



Track Rating: Good 4, Weather: Overcast, Rail Position: +0.5m 800m-400m; True Remainder

Section		Overall	1000m	800m	600m	400m	200m	Last 600m					
Field Times		1:08.29 (0:13.27)	0:55.02 (0:10.40)	0:44.62 (0:10.88)	0:33.74 (0:11.09)	0:22.65 (0:11.11)	0:11.54 (0:11.54)	0:33.74					
Rank	TAB Horse/Jockey	Barrier	Top Speed [km/h]	Fastest Section							Margin	Distance Travelled [m]	
11	13 <b>SHALAILED</b> Chad Schofield	10	70.7 1000m	0:10.45 1000m	1:09.90 [11] (0:13.71)	0:56.19 [10] (0:10.45)	0:45.74 [9] (0:11.00)	0:34.74 [11] (0:11.21)	0:23.53 [11] (0:11.45)	0:12.08 [12] (0:12.08)	8.3L	0:34.74	+4
12	4 <b>IRISH SONGS</b> Robbie Dolan	12	70.6 1000m	0:10.46 1000m	1:09.90 [12] (0:14.10)	0:55.80 [14] (0:10.46)	0:45.34 [13] (0:10.76)	0:34.58 [13] (0:11.19)	0:23.39 [13] (0:11.36)	0:12.03 [14] (0:12.03)	8.4L	0:34.58	+6
13	15 <b>ECONOMICS</b> Kyle Wilson-Taylor	13	70.9 1000m	0:10.67 1000m	1:10.39 [13] (0:13.51)	0:56.88 [8] (0:10.67)	0:46.21 [10] (0:10.73)	0:35.48 [7] (0:11.05)	0:24.43 [5] (0:11.76)	0:12.67 [11] (0:12.67)	11.2L	0:35.48	+5
14	12 <b>GOLDSBOROUGH</b> Nikita Beriman	7	71.5 1000m	0:10.60 1000m	1:10.47 [14] (0:13.43)	0:57.04 [5] (0:10.60)	0:46.44 [7] (0:10.89)	0:35.55 [8] (0:11.27)	0:24.28 [7] (0:11.66)	0:12.62 [13] (0:12.62)	11.6L	0:35.55	+10

Scratched: Steady Ready (#3), Bubba's Bay (#16)

[ ] Ranking at each section and finish  
 -:-:-:- No data available at this section  
 NA No data available

SCN Saddle cloth number  
 DNF Did not finish  
 DNT Did not track



Horse/Jockey Name	Zarastro
Final Rank	1
Fastest Section Time (Section)	0:10.38 (1000m)
Top Speed [km/h] (Section)	71.4 (1000m)
Race State	Finished

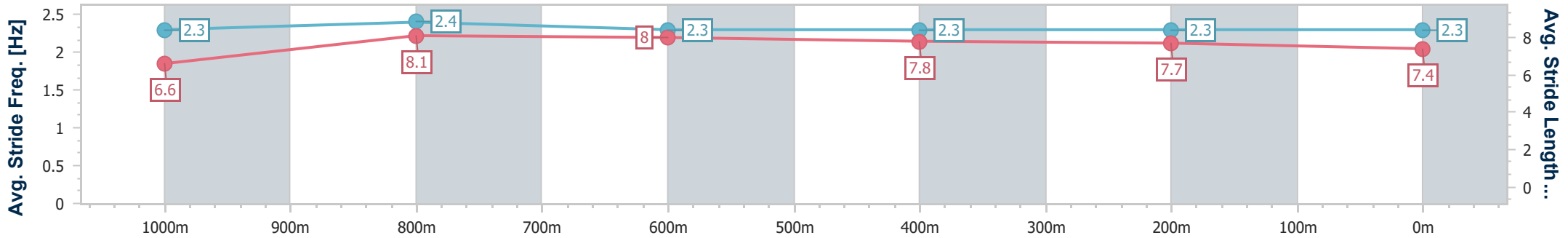
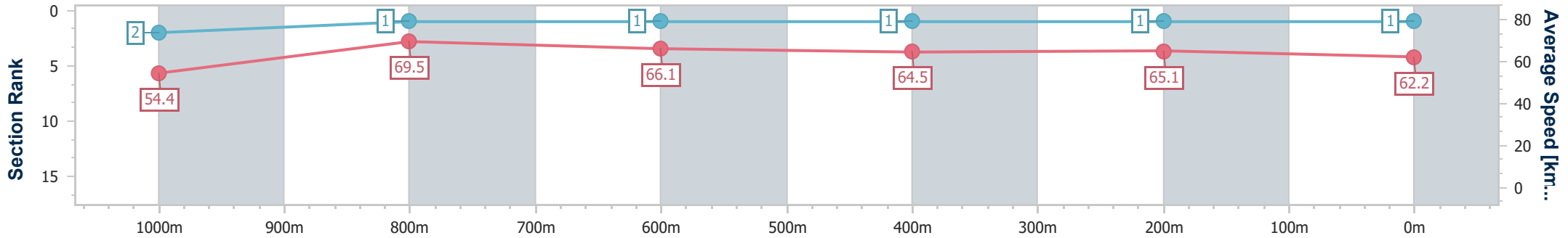


Aquis Park Gold Coast QLD Professional  
Race 3: HOWDEN MAGIC MILLIONS SNIPPETS - 1200m



17 January 2025 - 18:36  
Track Rating: Good 4, Weather: Overcast, Rail Position: +0.5m  
800m-400m; True Remainder

Section	Overall	1000m	800m	600m	400m	200m
Section Times	1:08.29 [1] (0:13.29)	0:55.00 [2] (0:10.38)	0:44.62 [1] (0:10.88)	0:33.74 [1] (0:11.09)	0:22.65 [1] (0:11.11)	0:11.54 [1] (0:11.54)
Average Speed [km/h]	54.4	69.5	66.1	64.5	65.1	62.2
Top Speed [km/h]	69.7	71.4	68.1	66.3	65.4	64.6
Avg. Dist. to Rail [m]	3.6	1.0	0.3	0.7	0.9	0.6
Avg. Stride Freq. [Hz]	2.3	2.4	2.3	2.3	2.3	2.3
Avg. Stride Length [m]	6.6	8.1	8.0	7.8	7.7	7.4



- [ ] Ranking at each section and finish
- .-.- No data available at this section
- NA No data available



Horse/Jockey Name	The Novelist
Final Rank	2
Fastest Section Time (Section)	0:10.56 (1000m)
Top Speed [km/h] (Section)	69.8 (1000m)
Race State	Finished

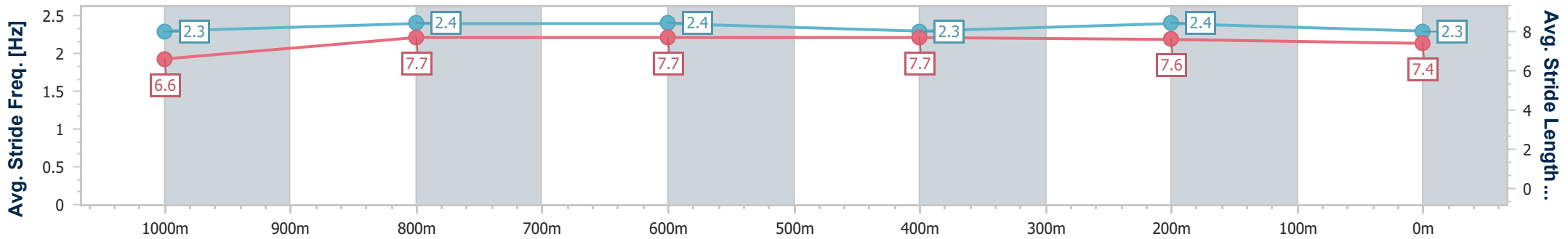
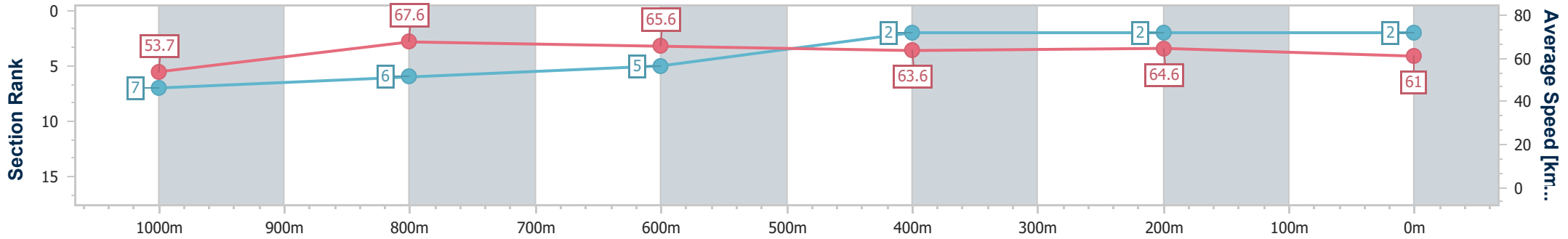


Aquis Park Gold Coast QLD Professional  
Race 3: HOWDEN MAGIC MILLIONS SNIPPETS - 1200m



17 January 2025 - 18:36  
Track Rating: Good 4, Weather: Overcast, Rail Position: +0.5m  
800m-400m; True Remainder

Section	Overall	1000m	800m	600m	400m	200m
Section Times	1:08.71 [2] (0:13.44)	0:55.27 [7] (0:10.56)	0:44.71 [6] (0:10.82)	0:33.89 [5] (0:10.93)	0:22.96 [2] (0:11.16)	0:11.80 [2] (0:11.80)
Average Speed [km/h]	53.7	67.6	65.6	63.6	64.6	61.0
Top Speed [km/h]	68.5	69.8	67.4	64.1	67.6	63.1
Avg. Dist. to Rail [m]	0.2	1.2	3.1	5.7	2.9	1.2
Avg. Stride Freq. [Hz]	2.3	2.4	2.4	2.3	2.4	2.3
Avg. Stride Length [m]	6.6	7.7	7.7	7.7	7.6	7.4



- [ ] Ranking at each section and finish
- .-.- No data available at this section
- NA No data available



Horse/Jockey Name	Semana
Final Rank	3
Fastest Section Time (Section)	0:10.60 (1000m)
Top Speed [km/h] (Section)	71.0 (Overall)
Race State	Finished

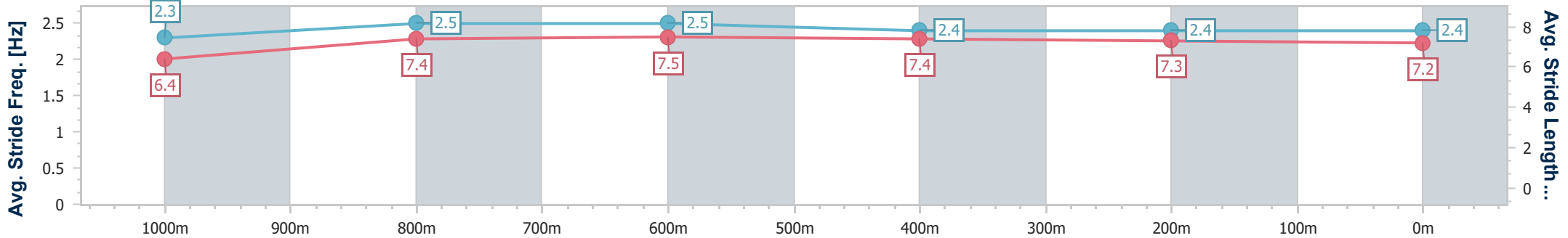
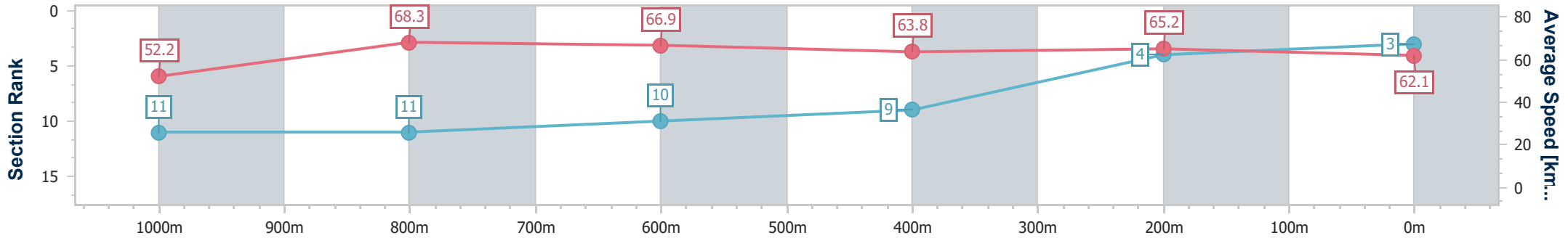


Aquis Park Gold Coast QLD Professional  
 Race 3: HOWDEN MAGIC MILLIONS SNIPPETS - 1200m



17 January 2025 - 18:36  
 Track Rating: Good 4, Weather: Overcast, Rail Position: +0.5m  
 800m-400m; True Remainder

Section	Overall	1000m	800m	600m	400m	200m
Section Times	1:08.92 [3] (0:13.76)	0:55.16 [11] (0:10.60)	0:44.56 [11] (0:10.71)	0:33.85 [10] (0:11.18)	0:22.67 [9] (0:11.07)	0:11.60 [4] (0:11.60)
Average Speed [km/h]	52.2	68.3	66.9	63.8	65.2	62.1
Top Speed [km/h]	71.0	70.9	68.5	66.4	66.0	64.3
Avg. Dist. to Rail [m]	1.0	0.8	0.5	1.4	0.7	0.3
Avg. Stride Freq. [Hz]	2.3	2.5	2.5	2.4	2.4	2.4
Avg. Stride Length [m]	6.4	7.4	7.5	7.4	7.3	7.2



- [ ] Ranking at each section and finish
- .-.- No data available at this section
- NA No data available



Horse/Jockey Name	Hard To Say
Final Rank	4
Fastest Section Time (Section)	0:10.64 (1000m)
Top Speed [km/h] (Section)	70.8 (Overall)
Race State	Finished

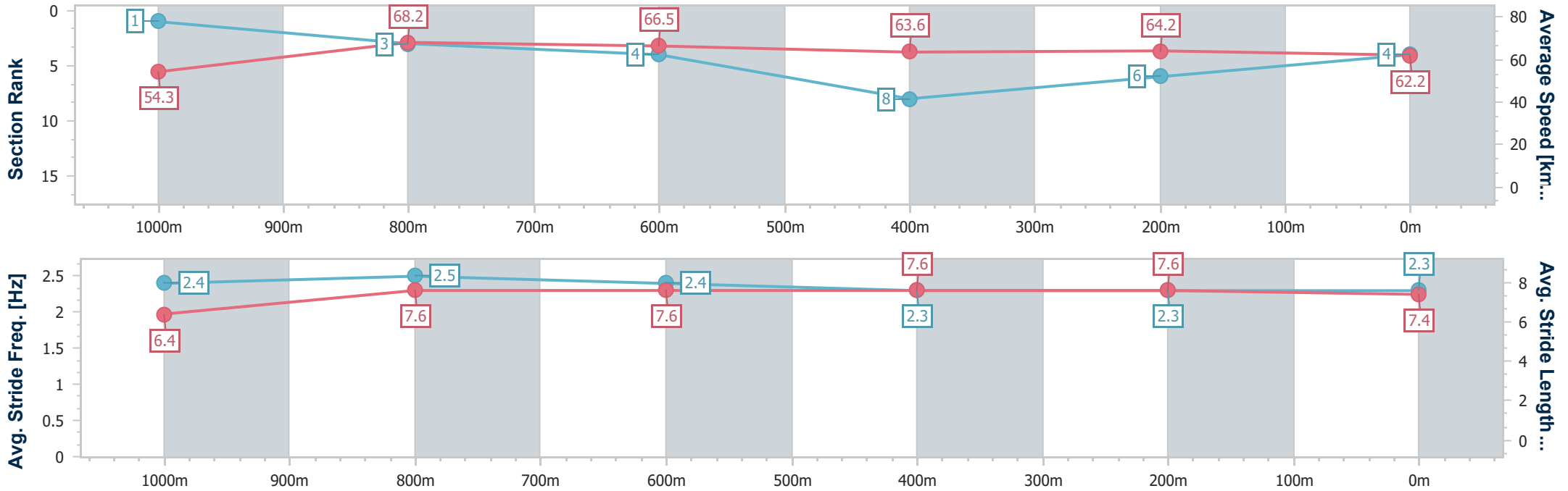


Aquis Park Gold Coast QLD Professional  
Race 3: HOWDEN MAGIC MILLIONS SNIPPETS - 1200m



17 January 2025 - 18:36  
Track Rating: Good 4, Weather: Overcast, Rail Position: +0.5m  
800m-400m; True Remainder

Section	Overall	1000m	800m	600m	400m	200m
Section Times	1:09.03 [4] (0:13.27)	0:55.76 [1] (0:10.64)	0:45.12 [3] (0:10.89)	0:34.23 [4] (0:11.42)	0:22.81 [8] (0:11.28)	0:11.53 [6] (0:11.53)
Average Speed [km/h]	54.3	68.2	66.5	63.6	64.2	62.2
Top Speed [km/h]	70.8	70.7	68.7	64.9	65.3	64.1
Avg. Dist. to Rail [m]	5.5	2.7	1.6	1.4	1.5	3.1
Avg. Stride Freq. [Hz]	2.4	2.5	2.4	2.3	2.3	2.3
Avg. Stride Length [m]	6.4	7.6	7.6	7.6	7.6	7.4



- [ ] Ranking at each section and finish
- .-.- No data available at this section
- NA No data available



Horse/Jockey Name	Lavish Empire
Final Rank	5
Fastest Section Time (Section)	0:10.55 (1000m)
Top Speed [km/h] (Section)	69.9 (1000m)
Race State	Finished

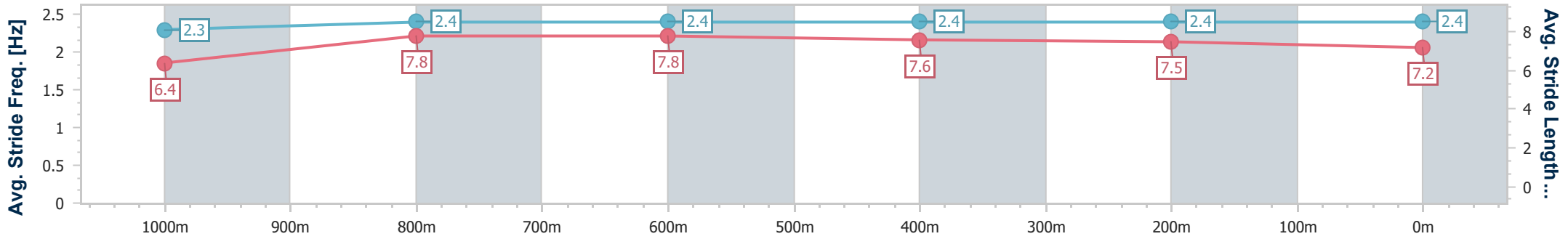
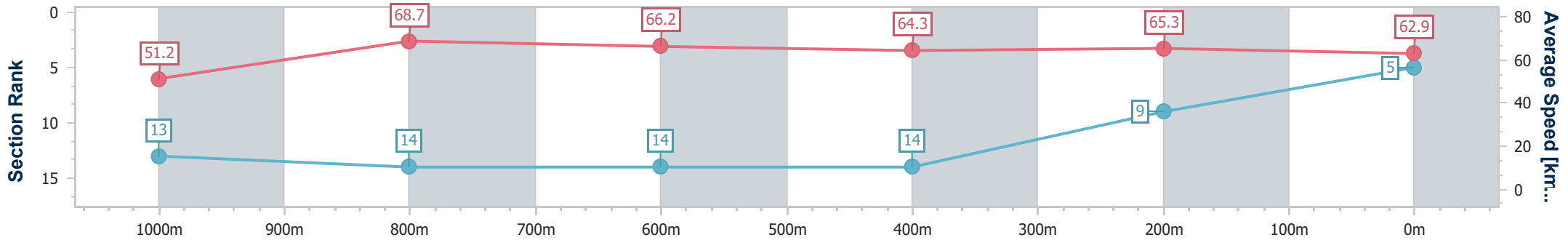


Aquis Park Gold Coast QLD Professional  
Race 3: HOWDEN MAGIC MILLIONS SNIPPETS - 1200m



17 January 2025 - 18:36  
Track Rating: Good 4, Weather: Overcast, Rail Position: +0.5m  
800m-400m; True Remainder

Section	Overall	1000m	800m	600m	400m	200m
Section Times	1:09.12 [5] (0:14.06)	0:55.06 [13] (0:10.55)	0:44.51 [14] (0:10.87)	0:33.64 [14] (0:11.15)	0:22.49 [14] (0:11.04)	0:11.45 [9] (0:11.45)
Average Speed [km/h]	51.2	68.7	66.2	64.3	65.3	62.9
Top Speed [km/h]	69.2	69.9	67.5	66.1	67.0	64.4
Avg. Dist. to Rail [m]	5.5	0.8	0.6	1.0	0.5	0.5
Avg. Stride Freq. [Hz]	2.3	2.4	2.4	2.4	2.4	2.4
Avg. Stride Length [m]	6.4	7.8	7.8	7.6	7.5	7.2



- [ ] Ranking at each section and finish
- .-.- No data available at this section
- NA No data available



Horse/Jockey Name	Hedged
Final Rank	6
Fastest Section Time (Section)	0:10.56 (1000m)
Top Speed [km/h] (Section)	70.6 (1000m)
Race State	Finished

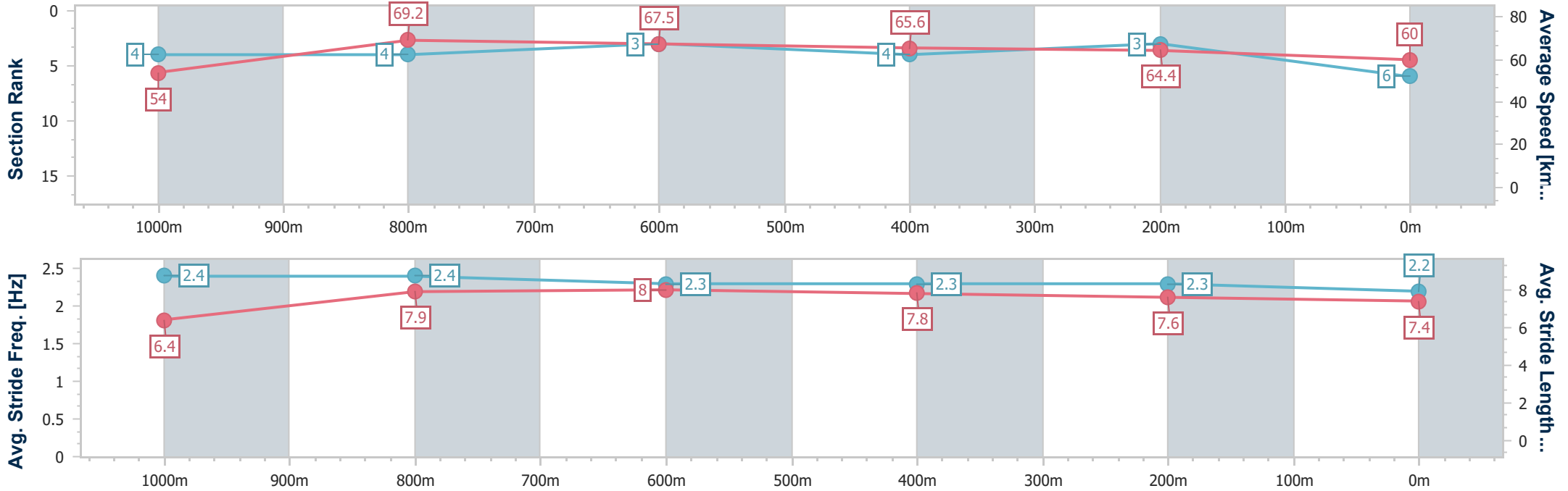


Aquis Park Gold Coast QLD Professional  
Race 3: HOWDEN MAGIC MILLIONS SNIPPETS - 1200m



17 January 2025 - 18:36  
Track Rating: Good 4, Weather: Overcast, Rail Position: +0.5m  
800m-400m; True Remainder

Section	Overall	1000m	800m	600m	400m	200m
Section Times	1:09.14 [6] (0:13.38)	0:55.76 [4] (0:10.56)	0:45.20 [4] (0:10.86)	0:34.34 [3] (0:11.15)	0:23.19 [4] (0:11.21)	0:11.98 [3] (0:11.98)
Average Speed [km/h]	54.0	69.2	67.5	65.6	64.4	60.0
Top Speed [km/h]	68.2	70.6	68.2	66.8	65.4	63.1
Avg. Dist. to Rail [m]	1.8	3.7	4.5	2.3	4.6	5.9
Avg. Stride Freq. [Hz]	2.4	2.4	2.3	2.3	2.3	2.2
Avg. Stride Length [m]	6.4	7.9	8.0	7.8	7.6	7.4



- [ ] Ranking at each section and finish
- .-.- No data available at this section
- NA No data available





Horse/Jockey Name	Cannonball
Final Rank	7
Fastest Section Time (Section)	0:10.53 (1000m)
Top Speed [km/h] (Section)	69.6 (1000m)
Race State	Finished

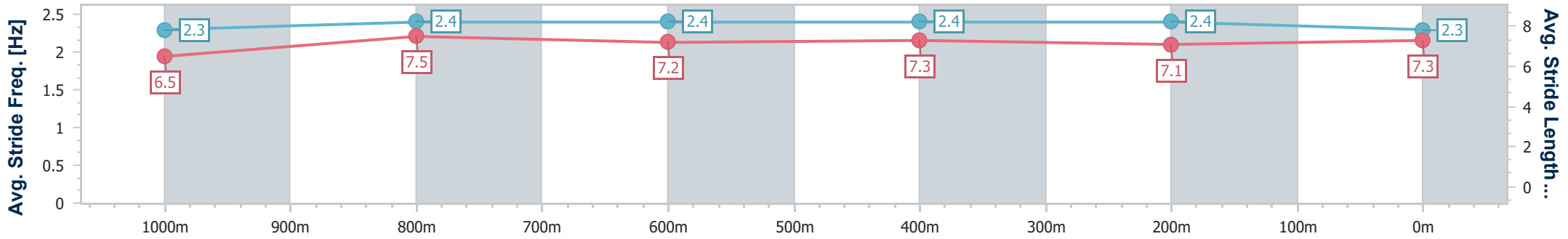
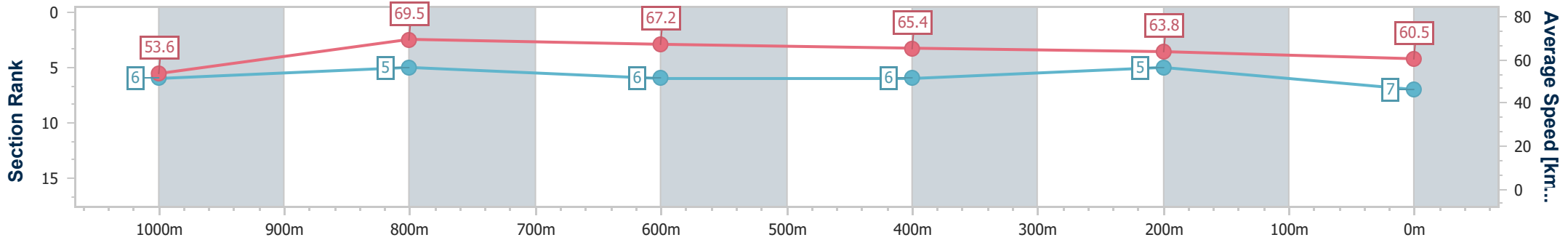


Aquis Park Gold Coast QLD Professional  
Race 3: HOWDEN MAGIC MILLIONS SNIPPETS - 1200m



17 January 2025 - 18:36  
Track Rating: Good 4, Weather: Overcast, Rail Position: +0.5m  
800m-400m; True Remainder

Section	Overall	1000m	800m	600m	400m	200m
Section Times	1:09.29 [7] (0:13.44)	0:55.85 [6] (0:10.53)	0:45.32 [5] (0:10.89)	0:34.43 [6] (0:11.19)	0:23.24 [6] (0:11.32)	0:11.92 [5] (0:11.92)
Average Speed [km/h]	53.6	69.5	67.2	65.4	63.8	60.5
Top Speed [km/h]	68.9	69.6	67.6	66.4	64.8	63.2
Avg. Dist. to Rail [m]	1.5	3.3	4.1	3.1	4.1	5.9
Avg. Stride Freq. [Hz]	2.3	2.4	2.4	2.4	2.4	2.3
Avg. Stride Length [m]	6.5	7.5	7.2	7.3	7.1	7.3



- [ ] Ranking at each section and finish
- .-.- No data available at this section
- NA No data available



Horse/Jockey Name	Nettuno
Final Rank	8
Fastest Section Time (Section)	0:10.47 (1000m)
Top Speed [km/h] (Section)	70.8 (1000m)
Race State	Finished

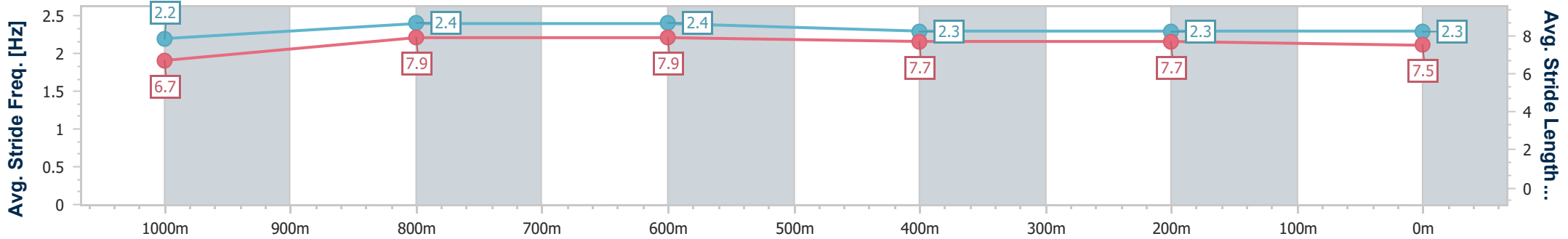
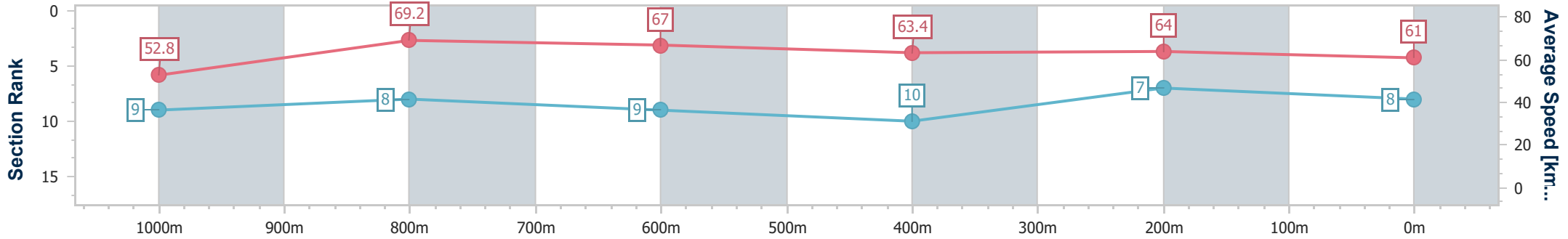


Aquis Park Gold Coast QLD Professional  
Race 3: HOWDEN MAGIC MILLIONS SNIPPETS - 1200m



17 January 2025 - 18:36  
Track Rating: Good 4, Weather: Overcast, Rail Position: +0.5m  
800m-400m; True Remainder

Section	Overall	1000m	800m	600m	400m	200m
Section Times	1:09.33 [8] (0:13.64)	0:55.69 [9] (0:10.47)	0:45.22 [8] (0:10.83)	0:34.39 [9] (0:11.33)	0:23.06 [10] (0:11.23)	0:11.83 [7] (0:11.83)
Average Speed [km/h]	52.8	69.2	67.0	63.4	64.0	61.0
Top Speed [km/h]	68.8	70.8	69.7	64.7	65.8	63.1
Avg. Dist. to Rail [m]	3.7	1.6	1.2	0.4	1.1	2.9
Avg. Stride Freq. [Hz]	2.2	2.4	2.4	2.3	2.3	2.3
Avg. Stride Length [m]	6.7	7.9	7.9	7.7	7.7	7.5



- [ ] Ranking at each section and finish
- .-.- No data available at this section
- NA No data available



Horse/Jockey Name	Baroque Road
Final Rank	9
Fastest Section Time (Section)	0:10.47 (1000m)
Top Speed [km/h] (Section)	72.0 (1000m)
Race State	Finished

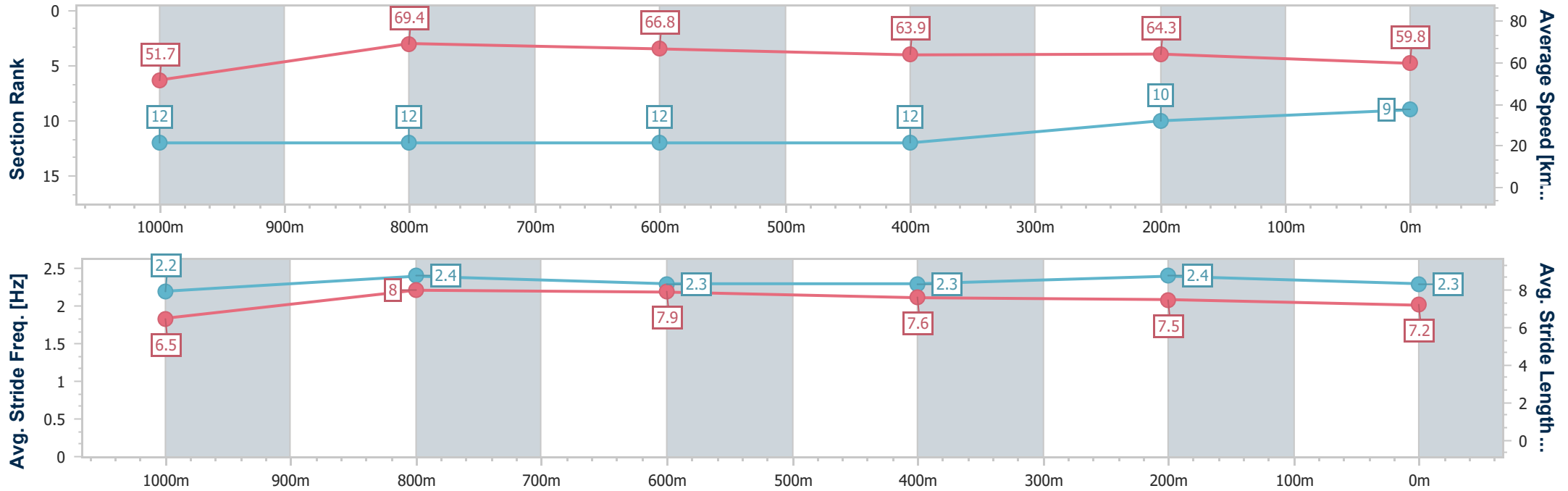


Aquis Park Gold Coast QLD Professional  
Race 3: HOWDEN MAGIC MILLIONS SNIPPETS - 1200m



17 January 2025 - 18:36  
Track Rating: Good 4, Weather: Overcast, Rail Position: +0.5m  
800m-400m; True Remainder

Section	Overall	1000m	800m	600m	400m	200m
Section Times	1:09.72 [9] (0:13.93)	0:55.79 [12] (0:10.47)	0:45.32 [12] (0:10.86)	0:34.46 [12] (0:11.22)	0:23.24 [12] (0:11.22)	0:12.02 [10] (0:12.02)
Average Speed [km/h]	51.7	69.4	66.8	63.9	64.3	59.8
Top Speed [km/h]	70.2	72.0	68.2	66.5	65.3	62.4
Avg. Dist. to Rail [m]	10.1	2.0	1.3	0.5	0.3	0.4
Avg. Stride Freq. [Hz]	2.2	2.4	2.3	2.3	2.4	2.3
Avg. Stride Length [m]	6.5	8.0	7.9	7.6	7.5	7.2



- [ ] Ranking at each section and finish
- .-.- No data available at this section
- NA No data available



Horse/Jockey Name	Prince Of Boom
Final Rank	10
Fastest Section Time (Section)	0:10.40 (1000m)
Top Speed [km/h] (Section)	72.2 (1000m)
Race State	Finished

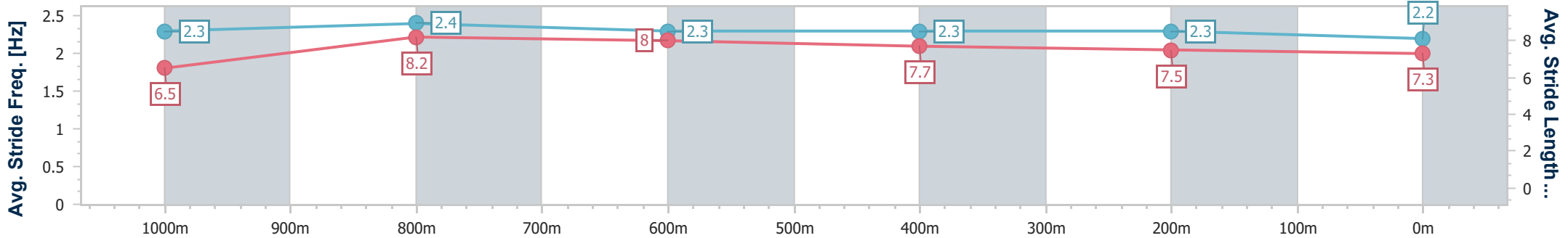
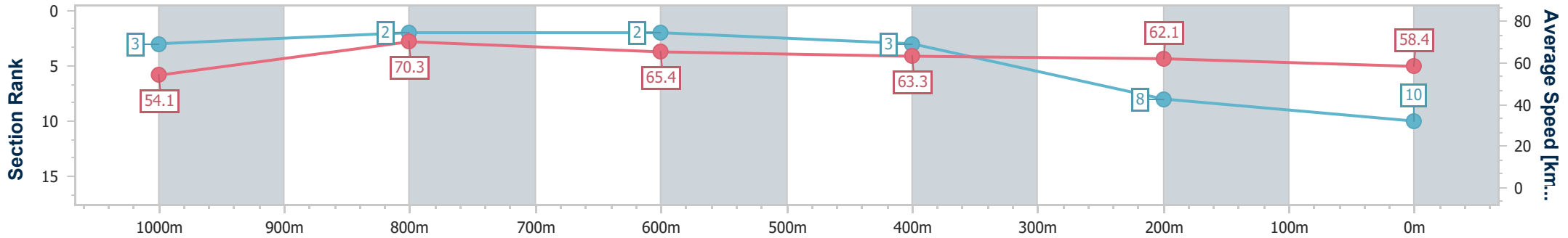


Aquis Park Gold Coast QLD Professional  
Race 3: HOWDEN MAGIC MILLIONS SNIPPETS - 1200m



17 January 2025 - 18:36  
Track Rating: Good 4, Weather: Overcast, Rail Position: +0.5m  
800m-400m; True Remainder

Section	Overall	1000m	800m	600m	400m	200m								
Section Times	1:09.84 [10] (0:13.33)	0:56.51 [3] (0:10.40)	0:46.11 [2] (0:10.99)	0:35.12 [2] (0:11.20)	0:23.92 [3] (0:11.61)	0:12.31 [8] (0:12.31)								
Average Speed [km/h]	54.1	70.3	65.4	63.3	62.1	58.4								
Top Speed [km/h]	72.2	72.2	68.5	64.3	64.0	60.1								
Avg. Dist. to Rail [m]	8.4	3.3	1.0	2.6	1.3	1.4								
Avg. Stride Freq. [Hz]	2.3	2.4	2.3	2.3	2.3	2.2								
Avg. Stride Length [m]	6.5	8.2	8.0	7.7	7.5	7.3								



- [ ] Ranking at each section and finish
- .-.- No data available at this section
- NA No data available



Horse/Jockey Name	Shalield
Final Rank	11
Fastest Section Time (Section)	0:10.45 (1000m)
Top Speed [km/h] (Section)	70.7 (1000m)
Race State	Finished

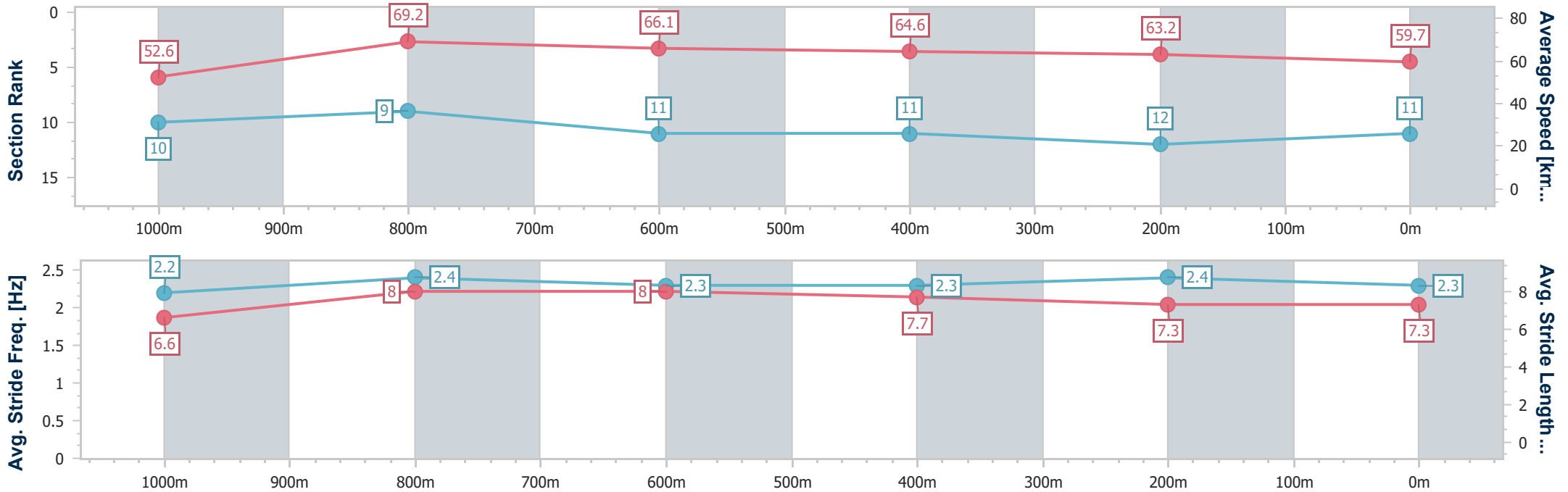


Aquis Park Gold Coast QLD Professional  
Race 3: HOWDEN MAGIC MILLIONS SNIPPETS - 1200m



17 January 2025 - 18:36  
Track Rating: Good 4, Weather: Overcast, Rail Position: +0.5m  
800m-400m; True Remainder

Section	Overall	1000m	800m	600m	400m	200m
Section Times	1:09.90 [11] (0:13.71)	0:56.19 [10] (0:10.45)	0:45.74 [9] (0:11.00)	0:34.74 [11] (0:11.21)	0:23.53 [11] (0:11.45)	0:12.08 [12] (0:12.08)
Average Speed [km/h]	52.6	69.2	66.1	64.6	63.2	59.7
Top Speed [km/h]	68.1	70.7	68.1	65.3	65.4	62.1
Avg. Dist. to Rail [m]	6.1	2.4	1.9	1.2	4.9	7.4
Avg. Stride Freq. [Hz]	2.2	2.4	2.3	2.3	2.4	2.3
Avg. Stride Length [m]	6.6	8.0	8.0	7.7	7.3	7.3



- [ ] Ranking at each section and finish
- .-.- No data available at this section
- NA No data available



Horse/Jockey Name	Irish Songs
Final Rank	12
Fastest Section Time (Section)	0:10.46 (1000m)
Top Speed [km/h] (Section)	70.6 (1000m)
Race State	Finished

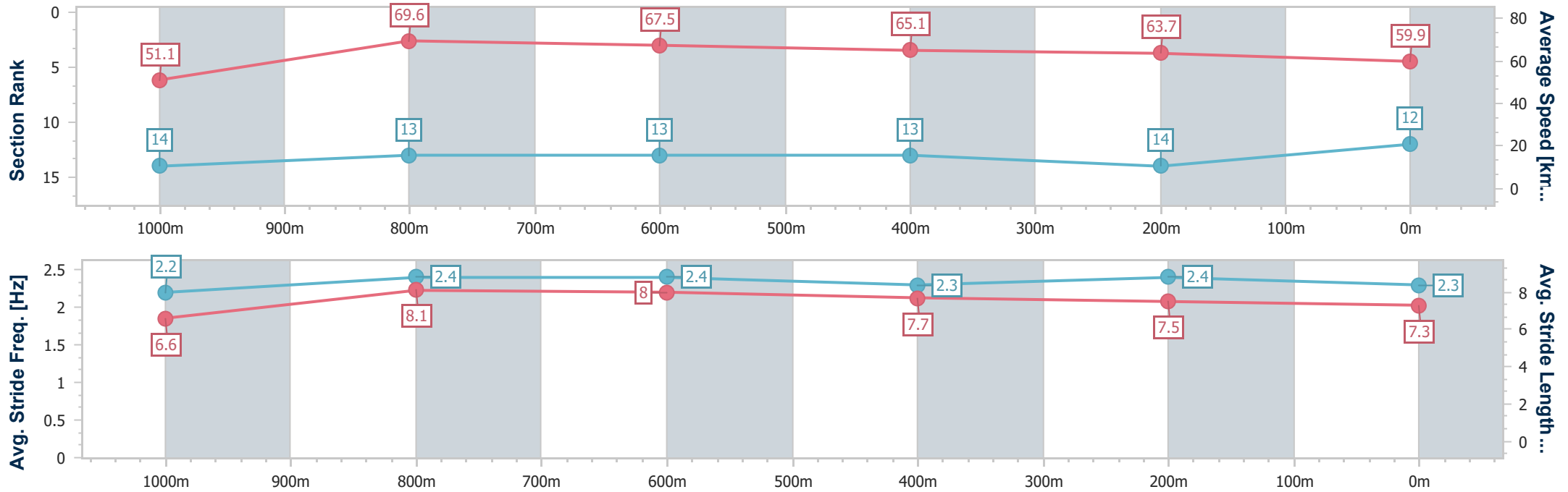


Aquis Park Gold Coast QLD Professional  
Race 3: HOWDEN MAGIC MILLIONS SNIPPETS - 1200m



17 January 2025 - 18:36  
Track Rating: Good 4, Weather: Overcast, Rail Position: +0.5m  
800m-400m; True Remainder

Section	Overall	1000m	800m	600m	400m	200m
Section Times	1:09.90 [12] (0:14.10)	0:55.80 [14] (0:10.46)	0:45.34 [13] (0:10.76)	0:34.58 [13] (0:11.19)	0:23.39 [13] (0:11.36)	0:12.03 [14] (0:12.03)
Average Speed [km/h]	51.1	69.6	67.5	65.1	63.7	59.9
Top Speed [km/h]	68.5	70.6	69.0	66.8	64.8	62.6
Avg. Dist. to Rail [m]	7.2	2.2	2.2	2.1	5.2	6.5
Avg. Stride Freq. [Hz]	2.2	2.4	2.4	2.3	2.4	2.3
Avg. Stride Length [m]	6.6	8.1	8.0	7.7	7.5	7.3



- [ ] Ranking at each section and finish
- .-.- No data available at this section
- NA No data available



Horse/Jockey Name	Economics
Final Rank	13
Fastest Section Time (Section)	0:10.67 (1000m)
Top Speed [km/h] (Section)	70.9 (1000m)
Race State	Finished

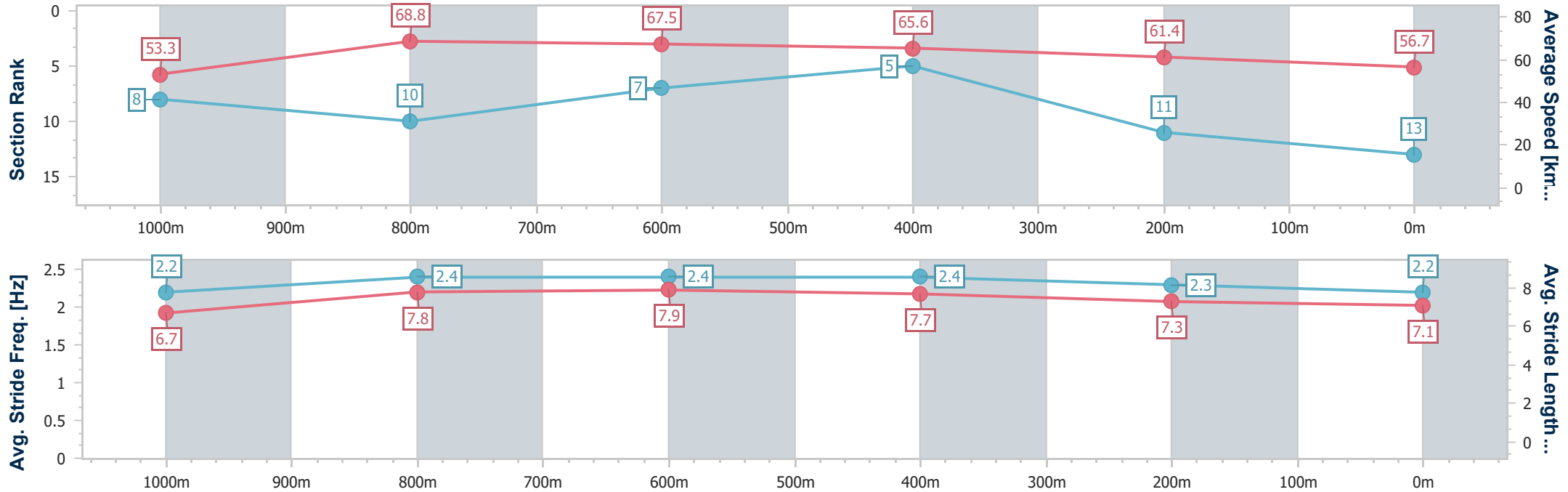


Aquis Park Gold Coast QLD Professional  
Race 3: HOWDEN MAGIC MILLIONS SNIPPETS - 1200m



17 January 2025 - 18:36  
Track Rating: Good 4, Weather: Overcast, Rail Position: +0.5m  
800m-400m; True Remainder

Section	Overall	1000m	800m	600m	400m	200m
Section Times	1:10.39 [13] (0:13.51)	0:56.88 [8] (0:10.67)	0:46.21 [10] (0:10.73)	0:35.48 [7] (0:11.05)	0:24.43 [5] (0:11.76)	0:12.67 [11] (0:12.67)
Average Speed [km/h]	53.3	68.8	67.5	65.6	61.4	56.7
Top Speed [km/h]	70.8	70.9	68.8	66.0	63.0	59.5
Avg. Dist. to Rail [m]	8.1	4.0	2.8	0.5	4.3	7.3
Avg. Stride Freq. [Hz]	2.2	2.4	2.4	2.4	2.3	2.2
Avg. Stride Length [m]	6.7	7.8	7.9	7.7	7.3	7.1



- [ ] Ranking at each section and finish
- .-.- No data available at this section
- NA No data available



Horse/Jockey Name	Goldsborough
Final Rank	14
Fastest Section Time (Section)	0:10.60 (1000m)
Top Speed [km/h] (Section)	71.5 (1000m)
Race State	Finished

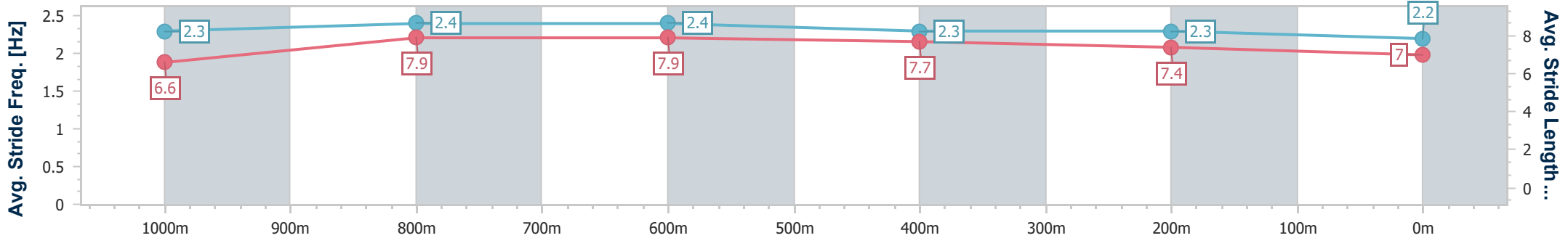
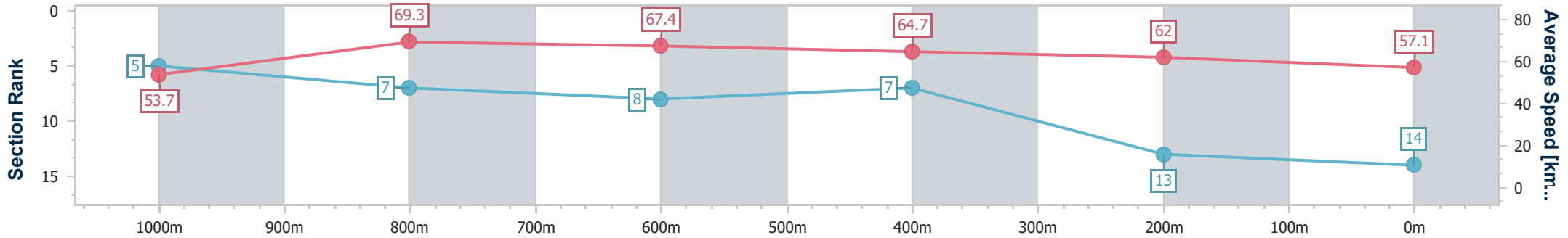


Aquis Park Gold Coast QLD Professional  
Race 3: HOWDEN MAGIC MILLIONS SNIPPETS - 1200m



17 January 2025 - 18:36  
Track Rating: Good 4, Weather: Overcast, Rail Position: +0.5m  
800m-400m; True Remainder

Section	Overall	1000m	800m	600m	400m	200m
Section Times	1:10.47 [14] (0:13.43)	0:57.04 [5] (0:10.60)	0:46.44 [7] (0:10.89)	0:35.55 [8] (0:11.27)	0:24.28 [7] (0:11.66)	0:12.62 [13] (0:12.62)
Average Speed [km/h]	53.7	69.3	67.4	64.7	62.0	57.1
Top Speed [km/h]	68.7	71.5	69.5	67.2	63.9	59.9
Avg. Dist. to Rail [m]	4.2	4.6	4.3	2.7	3.9	5.7
Avg. Stride Freq. [Hz]	2.3	2.4	2.4	2.3	2.3	2.2
Avg. Stride Length [m]	6.6	7.9	7.9	7.7	7.4	7.0



- [ ] Ranking at each section and finish
- .-.- No data available at this section
- NA No data available