



Aquis Park Gold Coast QLD Professional

Race 2: THE STAR GOLD COAST MAGIC MILLIONS 2YO CLASSIC - 1200m

17 January 2025 - 18:04



Track Rating: Good 4, Weather: Overcast, Rail Position: +0.5m 800m-400m; True Remainder

Section												Last 600m		
Field Times		Overall	1000m	800m	600m	400m	200m						0:34.10	
		1:09.27 (0:13.17)	0:56.10 (0:10.73)	0:45.37 (0:11.27)	0:34.10 (0:11.23)	0:22.87 (0:11.31)	0:11.56 (0:11.56)							
Rank	TAB	Horse/Jockey	Barrier	Top Speed [km/h]	Fastest Section								Margin	Distance Travelled [m]
1	7	O' OLE Tommy Berry	3	67.0 1000m	0:10.89 1000m	1:09.27 [1] (0:13.56)	0:55.71 [5] (0:10.89)	0:44.82 [7] (0:11.14)	0:33.68 [4] (0:11.04)	0:22.64 [3] (0:11.08)	0:11.56 [1] (0:11.56)	1:09.27	0:33.68	
2	13	MEMO Kerrin McEvoy	1	68.9 1000m	0:10.74 1000m	1:09.56 [2] (0:13.57)	0:55.99 [6] (0:10.74)	0:45.25 [5] (0:11.29)	0:33.96 [5] (0:11.42)	0:22.54 [7] (0:11.13)	0:11.41 [6] (0:11.41)	1.5L	0:33.96	+9
3	2	GALLO NERO Tyler Schiller	4	67.9 1000m	0:10.80 1000m	1:09.68 [3] (0:13.64)	0:56.04 [8] (0:10.80)	0:45.24 [6] (0:11.28)	0:33.96 [7] (0:11.20)	0:22.76 [5] (0:11.17)	0:11.59 [5] (0:11.59)	2L	0:33.96	+7
4	12	THE PLAYWRIGHT Blake Shinn	7	71.5 Overall	0:10.73 1000m	1:09.86 [4] (0:13.17)	0:56.69 [1] (0:10.73)	0:45.96 [1] (0:11.31)	0:34.65 [2] (0:11.31)	0:23.34 [2] (0:11.41)	0:11.93 [3] (0:11.93)	3L	0:34.65	+6
5	8	VEIN GIRL Cejay Graham	5	70.7 Overall	0:10.63 1000m	1:09.88 [5] (0:13.36)	0:56.52 [3] (0:10.63)	0:45.89 [2] (0:11.18)	0:34.71 [1] (0:11.23)	0:23.48 [1] (0:11.32)	0:12.16 [2] (0:12.16)	3.2L	0:34.71	+0
6	11	HI BARBIE Tim Clark	11	67.0 400m	0:10.87 1000m	1:09.90 [6] (0:13.97)	0:55.93 [12] (0:10.87)	0:45.06 [14] (0:11.19)	0:33.87 [14] (0:11.30)	0:22.57 [14] (0:11.02)	0:11.55 [9] (0:11.55)	3.3L	0:33.87	+3
7	3	SECRET SORT Vlad Duric	2	68.5 Overall	0:10.81 1000m	1:09.94 [7] (0:13.32)	0:56.62 [2] (0:10.81)	0:45.81 [3] (0:11.27)	0:34.54 [3] (0:11.24)	0:23.30 [4] (0:11.32)	0:11.98 [4] (0:11.98)	3.5L	0:34.54	+1
8	5	COOL ARCHIE Martin Harley	15	67.9 1000m	0:10.90 1000m	1:09.94 [8] (0:13.41)	0:56.53 [4] (0:10.90)	0:45.63 [4] (0:11.36)	0:34.27 [6] (0:11.36)	0:22.91 [8] (0:11.22)	0:11.69 [7] (0:11.69)	3.6L	0:34.27	+8
9	1	QUIETLY ARROGANT Joshua Parr	12	66.6 1000m	0:11.03 1000m	1:09.98 [9] (0:14.01)	0:55.97 [14] (0:11.03)	0:44.94 [15] (0:11.10)	0:33.84 [15] (0:11.18)	0:22.66 [12] (0:11.30)	0:11.36 [11] (0:11.36)	3.8L	0:33.84	+0
10	15	DON'TDOUBTHELADY Justin Stanley	13	68.6 Overall	0:10.72 1000m	1:10.22 [10] (0:14.08)	0:56.14 [15] (0:10.72)	0:45.42 [12] (0:11.16)	0:34.26 [10] (0:11.02)	0:23.24 [6] (0:11.32)	0:11.92 [8] (0:11.92)	5.1L	0:34.26	+0

Scratched: Blitzburg (#18), Insain Lady (#21), Lovebug (#20), Earn To Burn (#19), Space Rider (#17)

[] Ranking at each section and finish
 -:-:- No data available at this section
 NA No data available
 SCN Saddle cloth number
 DNF Did not finish
 DNT Did not track



Aquis Park Gold Coast QLD Professional

Race 2: THE STAR GOLD COAST MAGIC MILLIONS 2YO CLASSIC - 1200m

17 January 2025 - 18:04



Track Rating: Good 4, Weather: Overcast, Rail Position: +0.5m 800m-400m; True Remainder

Section		Overall	1000m	800m	600m	400m	200m	Last 600m					
Field Times		1:09.27 (0:13.17)	0:56.10 (0:10.73)	0:45.37 (0:11.27)	0:34.10 (0:11.23)	0:22.87 (0:11.31)	0:11.56 (0:11.56)	0:34.10					
Rank	TAB Horse/Jockey	Barrier	Top Speed [km/h]	Fastest Section						Margin	Distance Travelled [m]		
11	16 FORGOTTEN SPIRIT Linda Meech	10	67.7 1000m	0:10.91 1000m	1:10.47 [11] (0:13.69)	0:56.78 [9] (0:10.91)	0:45.87 [9] (0:11.41)	0:34.46 [12] (0:11.38)	0:23.08 [15] (0:11.28)	0:11.80 [13] (0:11.80)	6.4L	0:34.46	+13
12	6 ICARIAN DREAM Jason Collett	16	67.6 Overall	0:10.87 1000m	1:10.49 [12] (0:13.82)	0:56.67 [11] (0:10.87)	0:45.80 [10] (0:11.16)	0:34.64 [9] (0:11.43)	0:23.21 [10] (0:11.34)	0:11.87 [12] (0:11.87)	6.5L	0:34.64	+7
13	9 LA BELLA BOOM Craig Williams	9	67.3 800m	0:10.83 1000m	1:10.65 [13] (0:13.99)	0:56.66 [13] (0:10.83)	0:45.83 [13] (0:11.20)	0:34.63 [13] (0:11.30)	0:23.33 [13] (0:11.68)	0:11.64 [15] (0:11.63)	7.3L	0:34.62	+13
14	10 INVINCIBLE WOMAN Damian Lane	8	68.5 Overall	0:10.93 1000m	1:10.79 [14] (0:13.60)	0:57.19 [7] (0:10.93)	0:46.26 [8] (0:11.26)	0:35.00 [8] (0:11.33)	0:23.67 [9] (0:11.47)	0:12.20 [10] (0:12.20)	8.1L	0:35.00	+9
15	4 LUVA FLUTTA James Orman	6	66.8 Overall	0:10.96 1000m	1:11.12 [15] (0:13.76)	0:57.36 [10] (0:10.96)	0:46.40 [11] (0:11.28)	0:35.12 [11] (0:11.29)	0:23.83 [11] (0:11.51)	0:12.32 [14] (0:12.32)	9.9L	0:35.12	+3
16	14 FORMULA ROSSA Angela Jones	14	67.1 800m	0:11.24 1000m	1:12.65 [16] (0:14.02)	0:58.63 [16] (0:11.24)	0:47.39 [16] (0:11.27)	0:36.12 [16] (0:11.46)	0:24.66 [16] (0:11.92)	0:12.74 [16] (0:12.74)	18.7L	0:36.12	+8

Scratched: Blitzburg (#18), Insain Lady (#21), Lovebug (#20), Earn To Burn (#19), Space Rider (#17)

[] Ranking at each section and finish
 -:-:- No data available at this section
 NA No data available

SCN Saddle cloth number
 DNF Did not finish
 DNT Did not track



Horse/Jockey Name	O' Ole
Final Rank	1
Fastest Section Time (Section)	0:10.89 (1000m)
Top Speed [km/h] (Section)	67.0 (1000m)
Race State	Finished



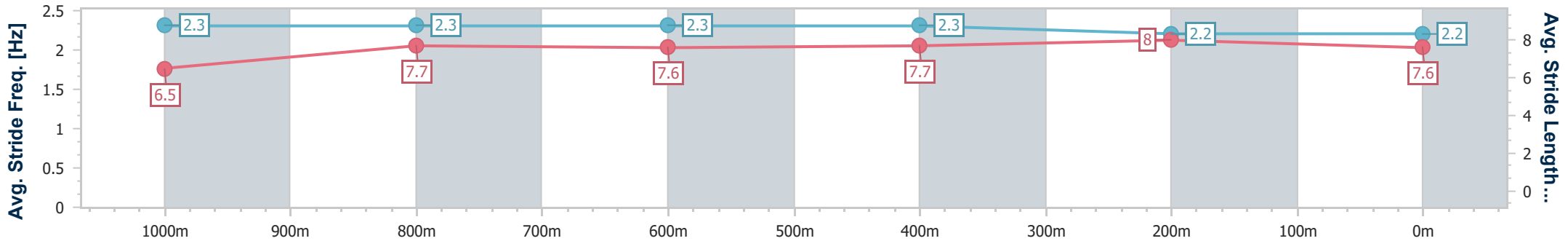
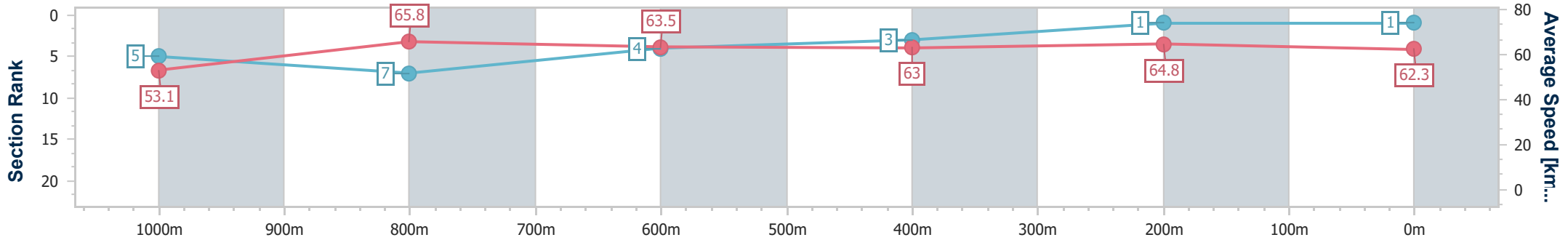
Aquis Park Gold Coast QLD Professional
 Race 2: THE STAR GOLD COAST MAGIC MILLIONS 2YO CLASSIC - 1200m



17 January 2025 - 18:04

Track Rating: Good 4, Weather: Overcast, Rail Position: +0.5m
 800m-400m; True Remainder

Section	Overall	1000m	800m	600m	400m	200m
Section Times	1:09.27 [1] (0:13.56)	0:55.71 [5] (0:10.89)	0:44.82 [7] (0:11.14)	0:33.68 [4] (0:11.04)	0:22.64 [3] (0:11.08)	0:11.56 [1] (0:11.56)
Average Speed [km/h]	53.1	65.8	63.5	63.0	64.8	62.3
Top Speed [km/h]	65.7	67.0	64.8	64.3	66.3	64.3
Avg. Dist. to Rail [m]	1.5	1.6	4.6	5.3	2.6	1.2
Avg. Stride Freq. [Hz]	2.3	2.3	2.3	2.3	2.2	2.2
Avg. Stride Length [m]	6.5	7.7	7.6	7.7	8.0	7.6



- [] Ranking at each section and finish
- .-.- No data available at this section
- NA No data available



Horse/Jockey Name	Memo
Final Rank	2
Fastest Section Time (Section)	0:10.74 (1000m)
Top Speed [km/h] (Section)	68.9 (1000m)
Race State	Finished



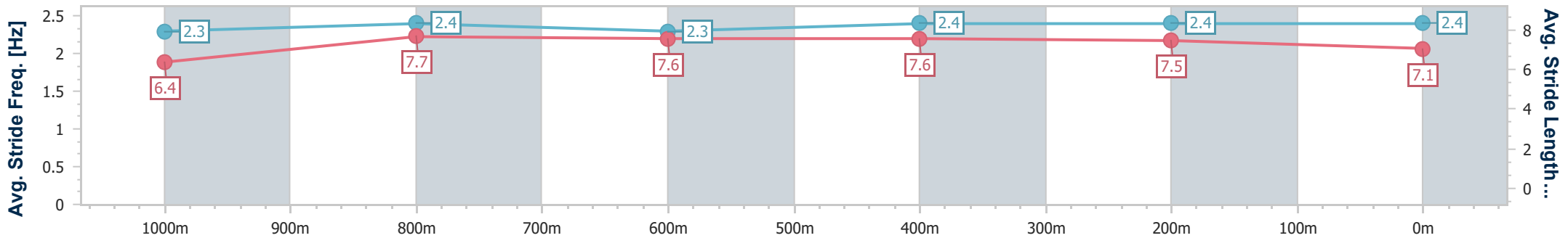
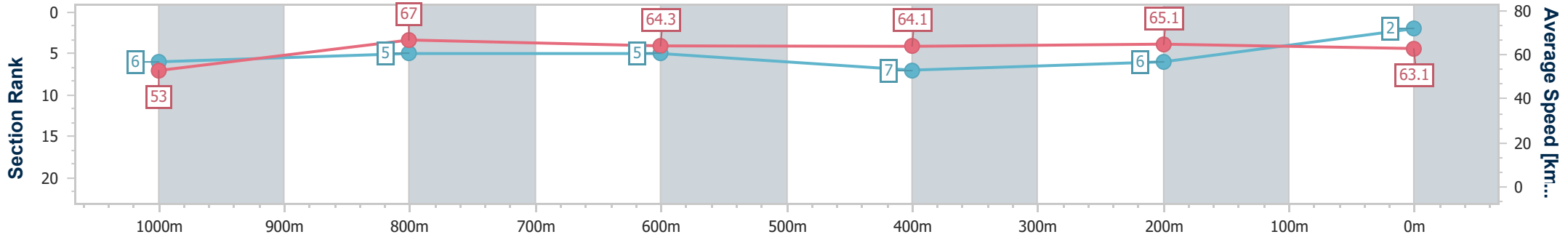
Aquis Park Gold Coast QLD Professional
 Race 2: THE STAR GOLD COAST MAGIC MILLIONS 2YO CLASSIC - 1200m



17 January 2025 - 18:04

Track Rating: Good 4, Weather: Overcast, Rail Position: +0.5m
 800m-400m; True Remainder

Section	Overall	1000m	800m	600m	400m	200m
Section Times	1:09.56 [2] (0:13.57)	0:55.99 [6] (0:10.74)	0:45.25 [5] (0:11.29)	0:33.96 [5] (0:11.42)	0:22.54 [7] (0:11.13)	0:11.41 [6] (0:11.41)
Average Speed [km/h]	53.0	67.0	64.3	64.1	65.1	63.1
Top Speed [km/h]	68.9	68.9	65.3	65.7	66.7	67.5
Avg. Dist. to Rail [m]	0.6	0.6	2.1	3.1	3.9	4.0
Avg. Stride Freq. [Hz]	2.3	2.4	2.3	2.4	2.4	2.4
Avg. Stride Length [m]	6.4	7.7	7.6	7.6	7.5	7.1



- [] Ranking at each section and finish
- .-.- No data available at this section
- NA No data available



Horse/Jockey Name	Gallo Nero
Final Rank	3
Fastest Section Time (Section)	0:10.80 (1000m)
Top Speed [km/h] (Section)	67.9 (1000m)
Race State	Finished



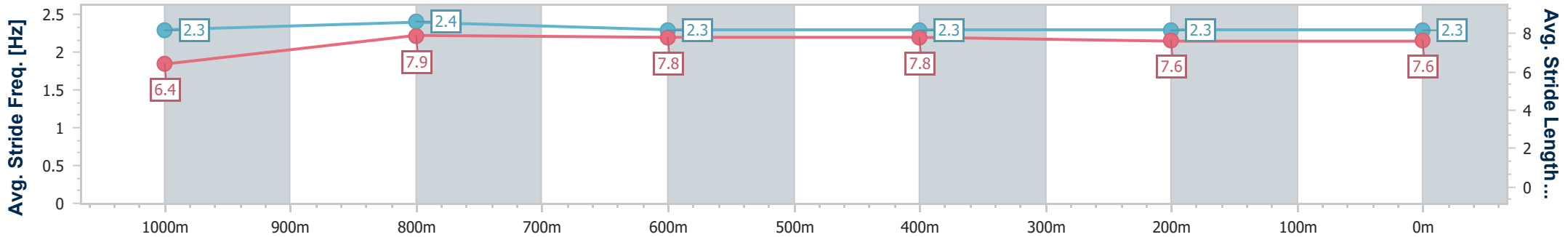
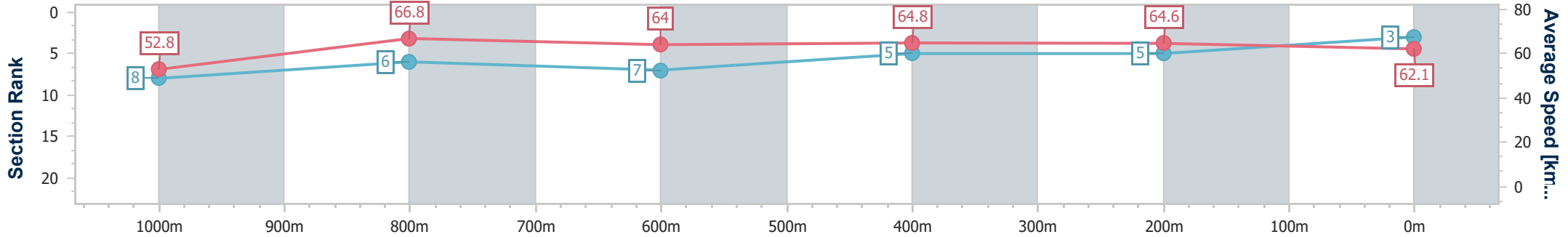
Aquis Park Gold Coast QLD Professional
 Race 2: THE STAR GOLD COAST MAGIC MILLIONS 2YO CLASSIC - 1200m



17 January 2025 - 18:04

Track Rating: Good 4, Weather: Overcast, Rail Position: +0.5m
 800m-400m; True Remainder

Section	Overall	1000m	800m	600m	400m	200m
Section Times	1:09.68 [3] (0:13.64)	0:56.04 [8] (0:10.80)	0:45.24 [6] (0:11.28)	0:33.96 [7] (0:11.20)	0:22.76 [5] (0:11.17)	0:11.59 [5] (0:11.59)
Average Speed [km/h]	52.8	66.8	64.0	64.8	64.6	62.1
Top Speed [km/h]	67.3	67.9	65.6	66.5	66.2	64.8
Avg. Dist. to Rail [m]	1.9	1.0	1.1	1.0	3.4	5.2
Avg. Stride Freq. [Hz]	2.3	2.4	2.3	2.3	2.3	2.3
Avg. Stride Length [m]	6.4	7.9	7.8	7.8	7.6	7.6



- [] Ranking at each section and finish
- .-.- No data available at this section
- NA No data available



Horse/Jockey Name	The Playwright
Final Rank	4
Fastest Section Time (Section)	0:10.73 (1000m)
Top Speed [km/h] (Section)	71.5 (Overall)
Race State	Finished



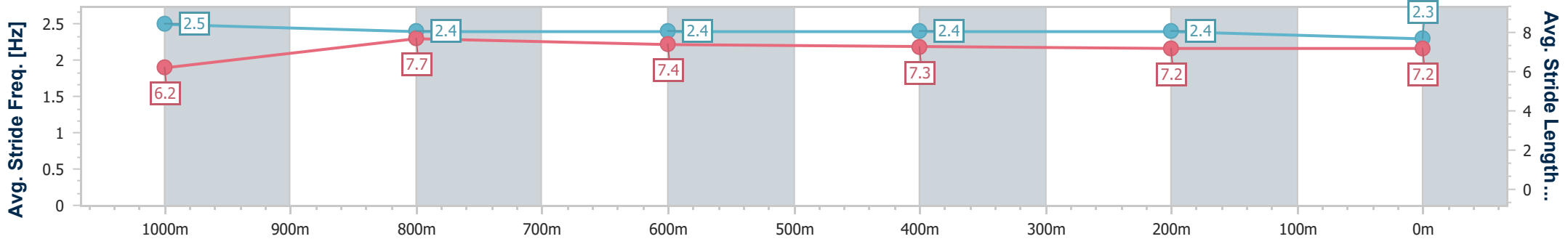
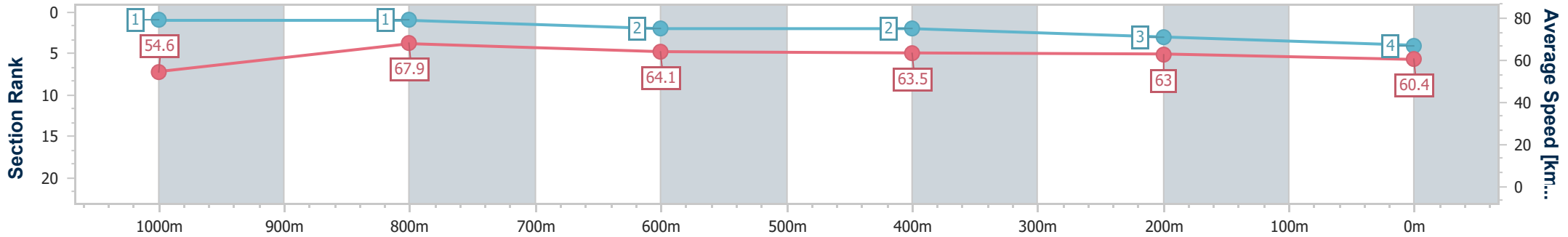
Aquis Park Gold Coast QLD Professional
 Race 2: THE STAR GOLD COAST MAGIC MILLIONS 2YO CLASSIC - 1200m



17 January 2025 - 18:04

Track Rating: Good 4, Weather: Overcast, Rail Position: +0.5m
 800m-400m; True Remainder

Section	Overall	1000m	800m	600m	400m	200m
Section Times	1:09.86 [4] (0:13.17)	0:56.69 [1] (0:10.73)	0:45.96 [1] (0:11.31)	0:34.65 [2] (0:11.31)	0:23.34 [2] (0:11.41)	0:11.93 [3] (0:11.93)
Average Speed [km/h]	54.6	67.9	64.1	63.5	63.0	60.4
Top Speed [km/h]	71.5	71.3	65.0	64.4	64.0	63.6
Avg. Dist. to Rail [m]	4.6	2.3	1.6	0.5	0.9	0.9
Avg. Stride Freq. [Hz]	2.5	2.4	2.4	2.4	2.4	2.3
Avg. Stride Length [m]	6.2	7.7	7.4	7.3	7.2	7.2



- [] Ranking at each section and finish
- .-.- No data available at this section
- NA No data available



Horse/Jockey Name	Vein Girl
Final Rank	5
Fastest Section Time (Section)	0:10.63 (1000m)
Top Speed [km/h] (Section)	70.7 (Overall)
Race State	Finished



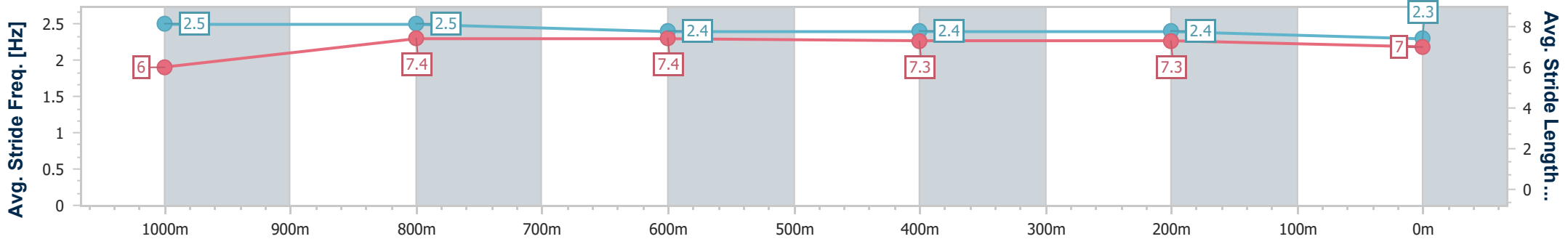
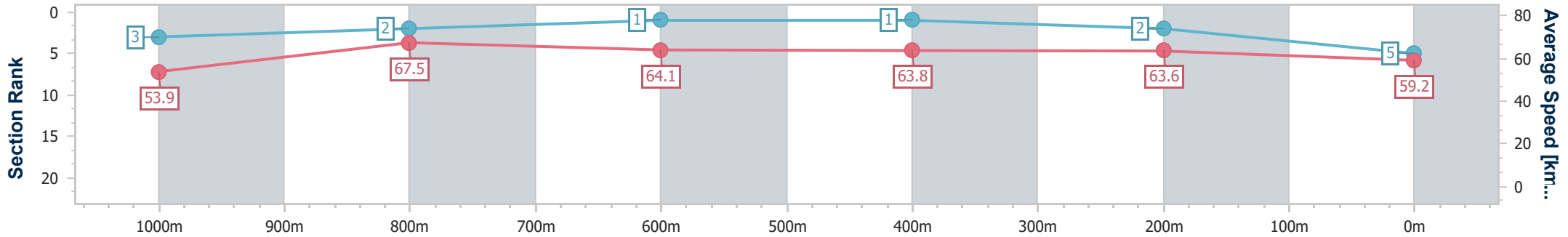
Aquis Park Gold Coast QLD Professional
 Race 2: THE STAR GOLD COAST MAGIC MILLIONS 2YO CLASSIC - 1200m



17 January 2025 - 18:04

Track Rating: Good 4, Weather: Overcast, Rail Position: +0.5m
 800m-400m; True Remainder

Section	Overall	1000m	800m	600m	400m	200m
Section Times	1:09.88 [5] (0:13.36)	0:56.52 [3] (0:10.63)	0:45.89 [2] (0:11.18)	0:34.71 [1] (0:11.23)	0:23.48 [1] (0:11.32)	0:12.16 [2] (0:12.16)
Average Speed [km/h]	53.9	67.5	64.1	63.8	63.6	59.2
Top Speed [km/h]	70.7	70.6	65.7	64.5	64.4	62.1
Avg. Dist. to Rail [m]	3.0	0.8	1.2	1.2	0.6	0.9
Avg. Stride Freq. [Hz]	2.5	2.5	2.4	2.4	2.4	2.3
Avg. Stride Length [m]	6.0	7.4	7.4	7.3	7.3	7.0



- [] Ranking at each section and finish
- .-.- No data available at this section
- NA No data available



Horse/Jockey Name	Hi Barbie
Final Rank	6
Fastest Section Time (Section)	0:10.87 (1000m)
Top Speed [km/h] (Section)	67.0 (400m)
Race State	Finished



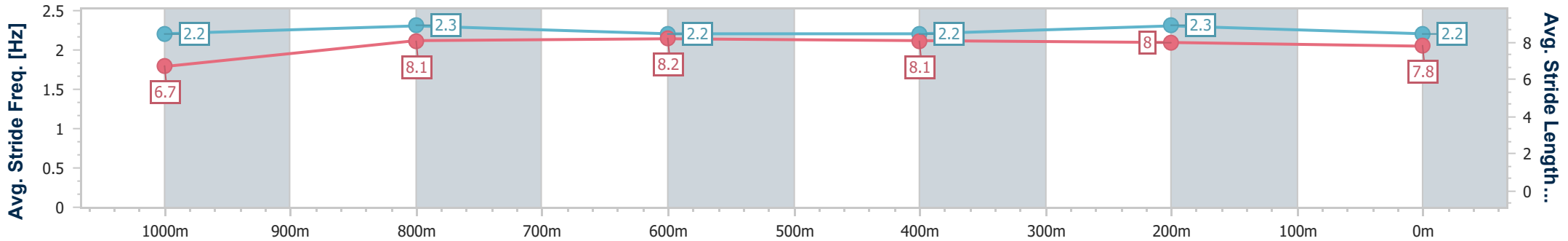
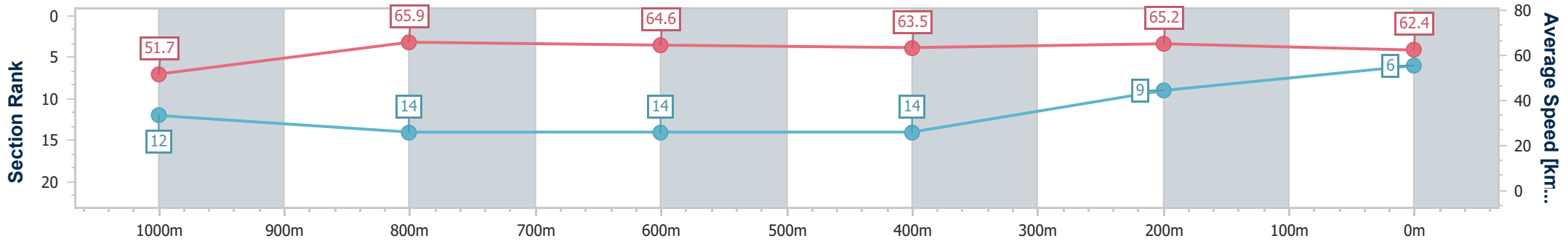
Aquis Park Gold Coast QLD Professional
 Race 2: THE STAR GOLD COAST MAGIC MILLIONS 2YO
 CLASSIC - 1200m



17 January 2025 - 18:04

Track Rating: Good 4, Weather: Overcast, Rail Position: +0.5m
 800m-400m; True Remainder

Section	Overall	1000m	800m	600m	400m	200m
Section Times	1:09.90 [6] (0:13.97)	0:55.93 [12] (0:10.87)	0:45.06 [14] (0:11.19)	0:33.87 [14] (0:11.30)	0:22.57 [14] (0:11.02)	0:11.55 [9] (0:11.55)
Average Speed [km/h]	51.7	65.9	64.6	63.5	65.2	62.4
Top Speed [km/h]	66.3	66.9	66.5	64.7	67.0	64.7
Avg. Dist. to Rail [m]	5.1	0.5	0.4	0.5	1.3	3.1
Avg. Stride Freq. [Hz]	2.2	2.3	2.2	2.2	2.3	2.2
Avg. Stride Length [m]	6.7	8.1	8.2	8.1	8.0	7.8



- [] Ranking at each section and finish
- .-.- No data available at this section
- NA No data available



Horse/Jockey Name	Secret Sort
Final Rank	7
Fastest Section Time (Section)	0:10.81 (1000m)
Top Speed [km/h] (Section)	68.5 (Overall)
Race State	Finished



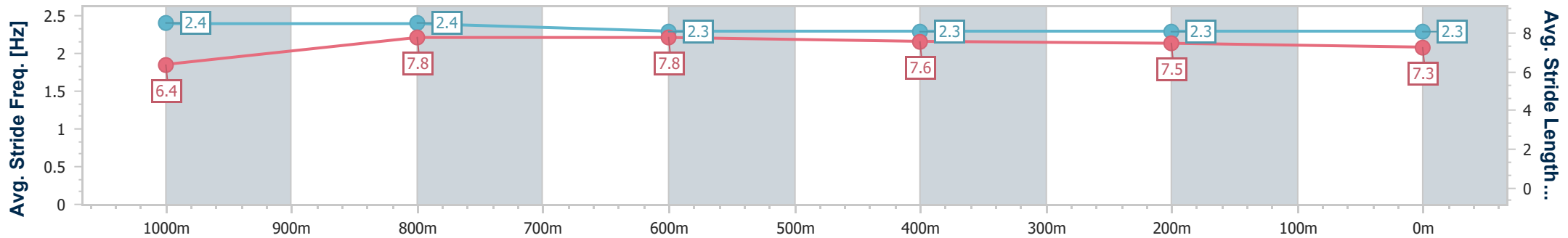
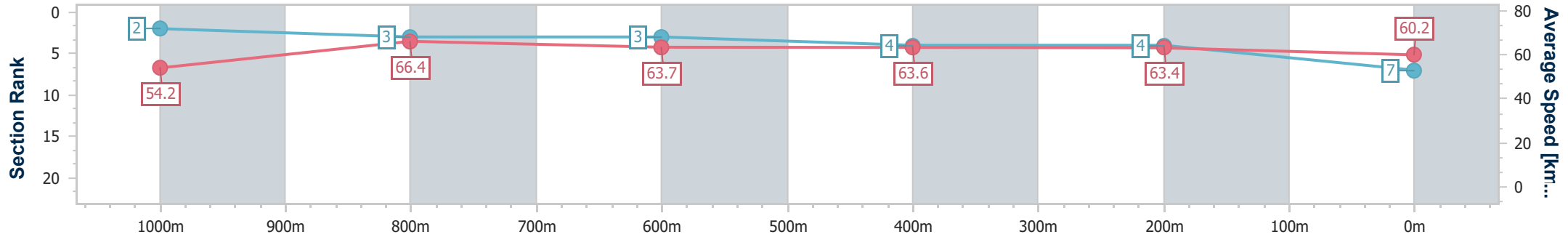
Aquis Park Gold Coast QLD Professional
 Race 2: THE STAR GOLD COAST MAGIC MILLIONS 2YO CLASSIC - 1200m



17 January 2025 - 18:04

Track Rating: Good 4, Weather: Overcast, Rail Position: +0.5m
 800m-400m; True Remainder

Section	Overall	1000m	800m	600m	400m	200m								
Section Times	1:09.94 [7] (0:13.32)	0:56.62 [2] (0:10.81)	0:45.81 [3] (0:11.27)	0:34.54 [3] (0:11.24)	0:23.30 [4] (0:11.32)	0:11.98 [4] (0:11.98)								
Average Speed [km/h]	54.2	66.4	63.7	63.6	63.4	60.2								
Top Speed [km/h]	68.5	68.1	65.0	64.0	64.5	62.4								
Avg. Dist. to Rail [m]	0.5	0.8	1.0	1.4	1.4	1.1								
Avg. Stride Freq. [Hz]	2.4	2.4	2.3	2.3	2.3	2.3								
Avg. Stride Length [m]	6.4	7.8	7.8	7.6	7.5	7.3								



- [] Ranking at each section and finish
- .-.- No data available at this section
- NA No data available



Horse/Jockey Name	Cool Archie
Final Rank	8
Fastest Section Time (Section)	0:10.90 (1000m)
Top Speed [km/h] (Section)	67.9 (1000m)
Race State	Finished



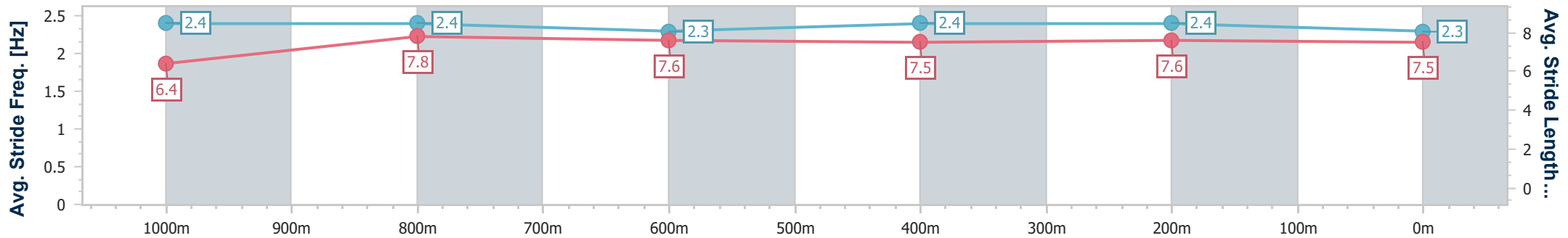
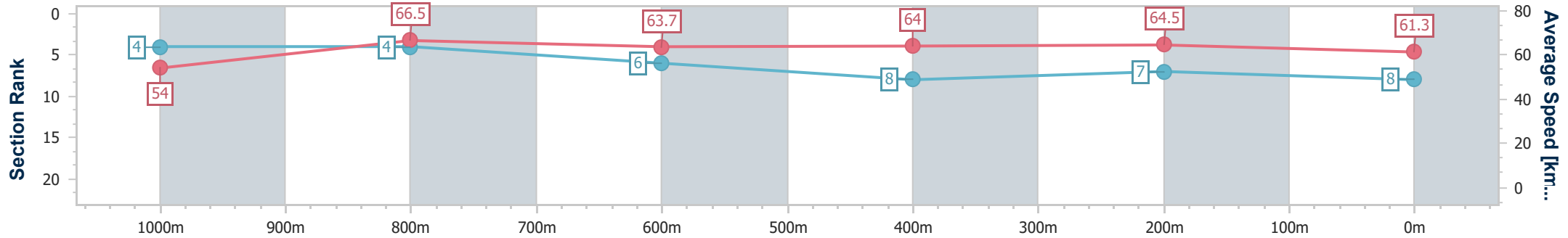
Aquis Park Gold Coast QLD Professional
 Race 2: THE STAR GOLD COAST MAGIC MILLIONS 2YO CLASSIC - 1200m



17 January 2025 - 18:04

Track Rating: Good 4, Weather: Overcast, Rail Position: +0.5m
 800m-400m; True Remainder

Section	Overall	1000m	800m	600m	400m	200m
Section Times	1:09.94 [8] (0:13.41)	0:56.53 [4] (0:10.90)	0:45.63 [4] (0:11.36)	0:34.27 [6] (0:11.36)	0:22.91 [8] (0:11.22)	0:11.69 [7] (0:11.69)
Average Speed [km/h]	54.0	66.5	63.7	64.0	64.5	61.3
Top Speed [km/h]	67.7	67.9	64.7	64.5	66.1	63.7
Avg. Dist. to Rail [m]	9.8	2.0	1.9	1.4	2.8	4.8
Avg. Stride Freq. [Hz]	2.4	2.4	2.3	2.4	2.4	2.3
Avg. Stride Length [m]	6.4	7.8	7.6	7.5	7.6	7.5



- [] Ranking at each section and finish
- .-.- No data available at this section
- NA No data available



Horse/Jockey Name	Quietly Arrogant
Final Rank	9
Fastest Section Time (Section)	0:11.03 (1000m)
Top Speed [km/h] (Section)	66.6 (1000m)
Race State	Finished



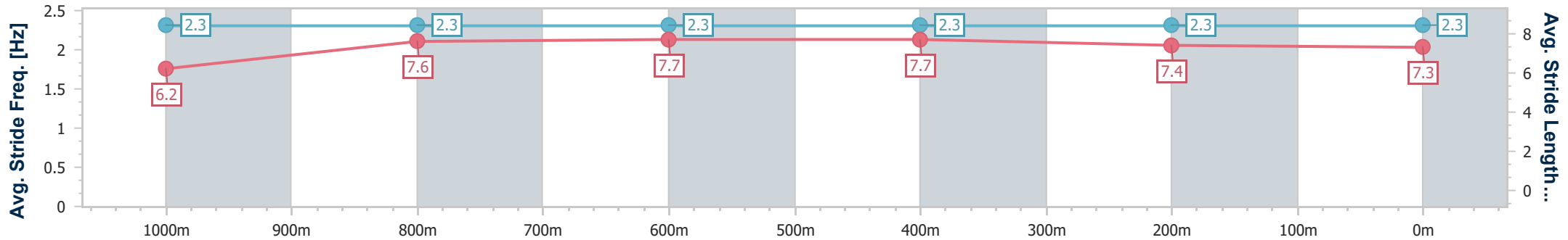
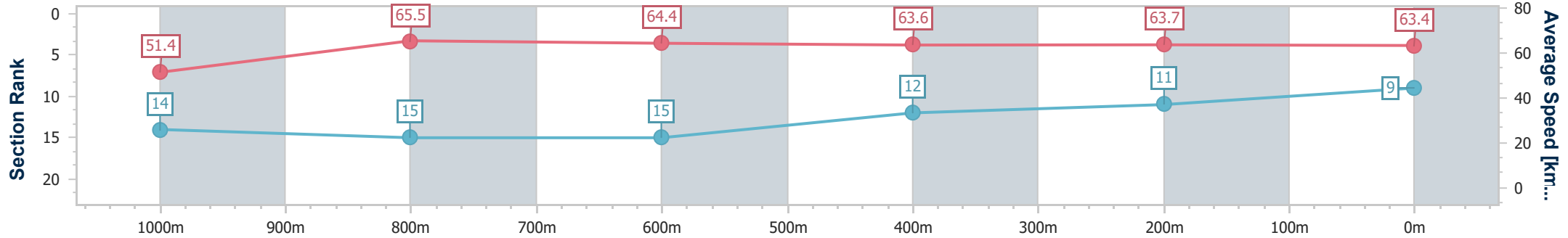
Aquis Park Gold Coast QLD Professional
 Race 2: THE STAR GOLD COAST MAGIC MILLIONS 2YO CLASSIC - 1200m



17 January 2025 - 18:04

Track Rating: Good 4, Weather: Overcast, Rail Position: +0.5m
 800m-400m; True Remainder

Section	Overall	1000m	800m	600m	400m	200m
Section Times	1:09.98 [9] (0:14.01)	0:55.97 [14] (0:11.03)	0:44.94 [15] (0:11.10)	0:33.84 [15] (0:11.18)	0:22.66 [12] (0:11.30)	0:11.36 [11] (0:11.36)
Average Speed [km/h]	51.4	65.5	64.4	63.6	63.7	63.4
Top Speed [km/h]	66.2	66.6	65.9	64.5	64.2	65.0
Avg. Dist. to Rail [m]	7.7	1.4	2.1	1.7	1.9	4.2
Avg. Stride Freq. [Hz]	2.3	2.3	2.3	2.3	2.3	2.3
Avg. Stride Length [m]	6.2	7.6	7.7	7.7	7.4	7.3



- [] Ranking at each section and finish
- .-.- No data available at this section
- NA No data available



Horse/Jockey Name	Don'tdoubthelady
Final Rank	10
Fastest Section Time (Section)	0:10.72 (1000m)
Top Speed [km/h] (Section)	68.6 (Overall)
Race State	Finished



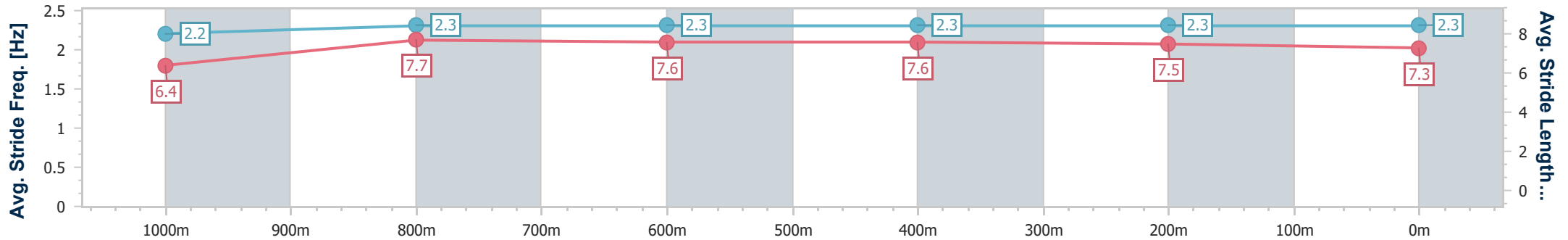
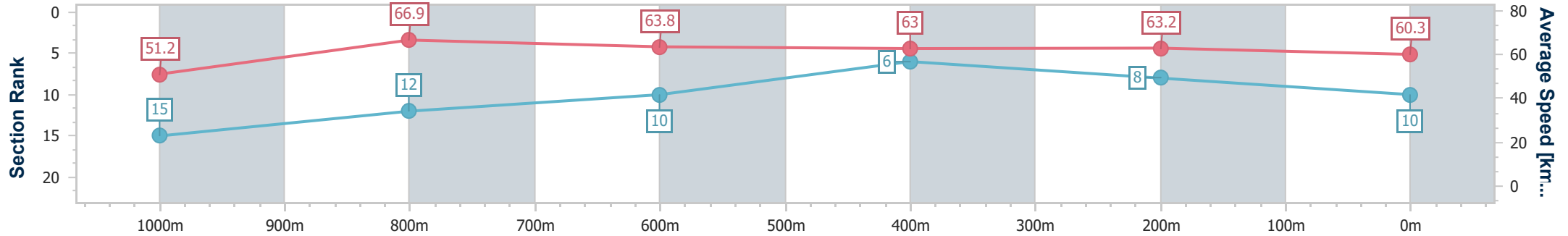
Aquis Park Gold Coast QLD Professional
Race 2: THE STAR GOLD COAST MAGIC MILLIONS 2YO CLASSIC - 1200m



17 January 2025 - 18:04

Track Rating: Good 4, Weather: Overcast, Rail Position: +0.5m
 800m-400m; True Remainder

Section	Overall	1000m	800m	600m	400m	200m
Section Times	1:10.22 [10] (0:14.08)	0:56.14 [15] (0:10.72)	0:45.42 [12] (0:11.16)	0:34.26 [10] (0:11.02)	0:23.24 [6] (0:11.32)	0:11.92 [8] (0:11.92)
Average Speed [km/h]	51.2	66.9	63.8	63.0	63.2	60.3
Top Speed [km/h]	68.6	67.5	64.8	63.9	63.9	63.4
Avg. Dist. to Rail [m]	6.0	0.7	3.3	6.0	5.9	3.3
Avg. Stride Freq. [Hz]	2.2	2.3	2.3	2.3	2.3	2.3
Avg. Stride Length [m]	6.4	7.7	7.6	7.6	7.5	7.3



- [] Ranking at each section and finish
- .-.- No data available at this section
- NA No data available



Horse/Jockey Name	Forgotten Spirit
Final Rank	11
Fastest Section Time (Section)	0:10.91 (1000m)
Top Speed [km/h] (Section)	67.7 (1000m)
Race State	Finished



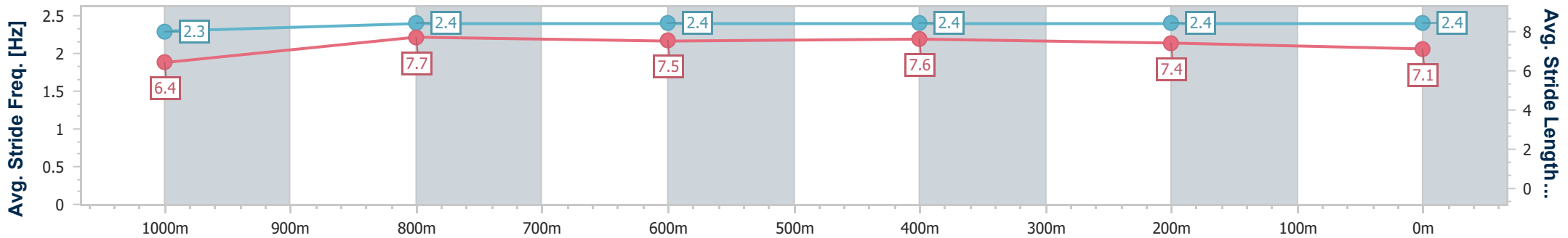
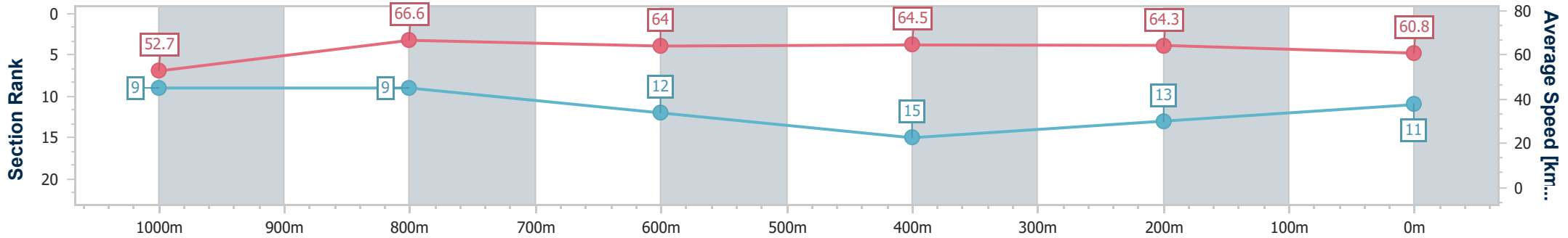
Aquis Park Gold Coast QLD Professional
 Race 2: THE STAR GOLD COAST MAGIC MILLIONS 2YO CLASSIC - 1200m



17 January 2025 - 18:04

Track Rating: Good 4, Weather: Overcast, Rail Position: +0.5m
 800m-400m; True Remainder

Section	Overall	1000m	800m	600m	400m	200m
Section Times	1:10.47 [11] (0:13.69)	0:56.78 [9] (0:10.91)	0:45.87 [9] (0:11.41)	0:34.46 [12] (0:11.38)	0:23.08 [15] (0:11.28)	0:11.80 [13] (0:11.80)
Average Speed [km/h]	52.7	66.6	64.0	64.5	64.3	60.8
Top Speed [km/h]	66.7	67.7	65.3	65.7	65.5	63.9
Avg. Dist. to Rail [m]	6.9	2.0	3.4	3.5	5.8	5.9
Avg. Stride Freq. [Hz]	2.3	2.4	2.4	2.4	2.4	2.4
Avg. Stride Length [m]	6.4	7.7	7.5	7.6	7.4	7.1



- [] Ranking at each section and finish
- .-.- No data available at this section
- NA No data available



Horse/Jockey Name	Icarian Dream
Final Rank	12
Fastest Section Time (Section)	0:10.87 (1000m)
Top Speed [km/h] (Section)	67.6 (Overall)
Race State	Finished



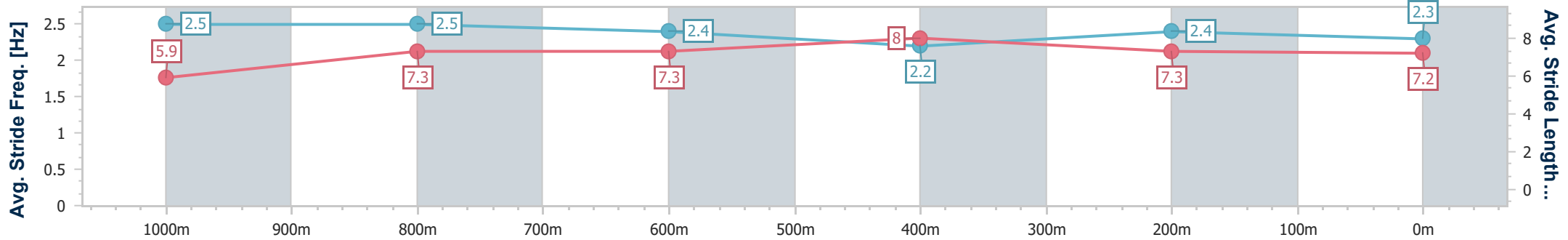
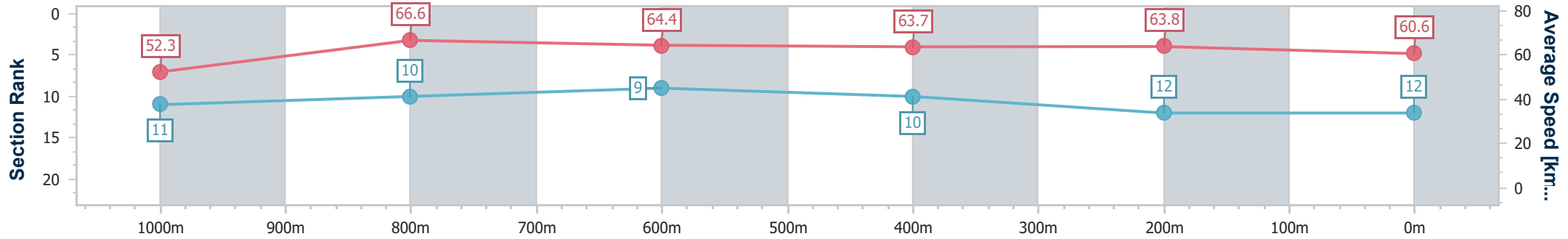
Aquis Park Gold Coast QLD Professional
 Race 2: THE STAR GOLD COAST MAGIC MILLIONS 2YO CLASSIC - 1200m



17 January 2025 - 18:04

Track Rating: Good 4, Weather: Overcast, Rail Position: +0.5m
 800m-400m; True Remainder

Section	Overall	1000m	800m	600m	400m	200m
Section Times	1:10.49 [12] (0:13.82)	0:56.67 [11] (0:10.87)	0:45.80 [10] (0:11.16)	0:34.64 [9] (0:11.43)	0:23.21 [10] (0:11.34)	0:11.87 [12] (0:11.87)
Average Speed [km/h]	52.3	66.6	64.4	63.7	63.8	60.6
Top Speed [km/h]	67.6	67.4	66.2	64.6	64.9	62.4
Avg. Dist. to Rail [m]	10.4	1.6	0.9	1.9	4.5	6.0
Avg. Stride Freq. [Hz]	2.5	2.5	2.4	2.2	2.4	2.3
Avg. Stride Length [m]	5.9	7.3	7.3	8.0	7.3	7.2



- [] Ranking at each section and finish
- .-.- No data available at this section
- NA No data available



Horse/Jockey Name	La Bella Boom
Final Rank	13
Fastest Section Time (Section)	0:10.83 (1000m)
Top Speed [km/h] (Section)	67.3 (800m)
Race State	Finished



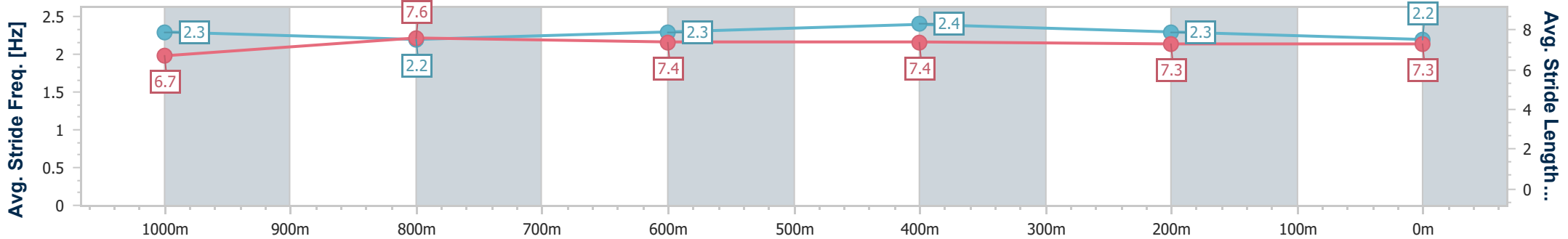
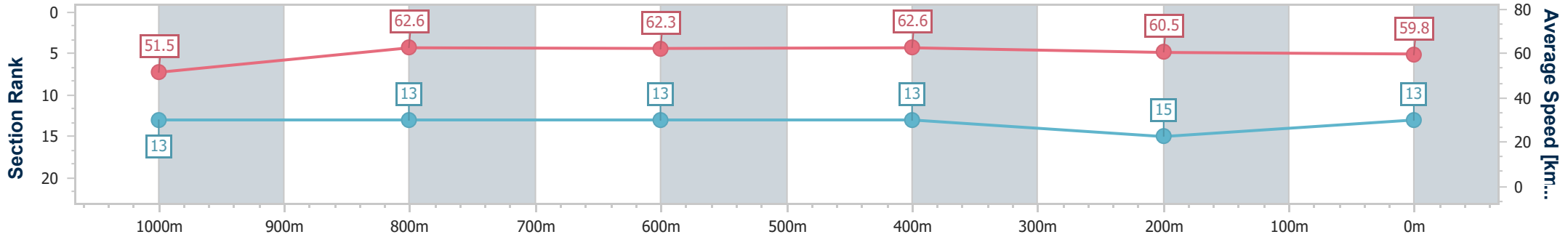
Aquis Park Gold Coast QLD Professional
 Race 2: THE STAR GOLD COAST MAGIC MILLIONS 2YO CLASSIC - 1200m



17 January 2025 - 18:04

Track Rating: Good 4, Weather: Overcast, Rail Position: +0.5m
 800m-400m; True Remainder

Section	Overall	1000m	800m	600m	400m	200m								
Section Times	1:10.65 [13] (0:13.99)	0:56.66 [13] (0:10.83)	0:45.83 [13] (0:11.20)	0:34.63 [13] (0:11.30)	0:23.33 [13] (0:11.68)	0:11.64 [15] (0:11.63)								
Average Speed [km/h]	51.5	62.6	62.3	62.6	60.5	59.8								
Top Speed [km/h]	64.8	67.0	67.3	63.4	61.6	65.2								
Avg. Dist. to Rail [m]	7.0	3.5	4.2	4.2	6.8	7.5								
Avg. Stride Freq. [Hz]	2.3	2.2	2.3	2.4	2.3	2.2								
Avg. Stride Length [m]	6.7	7.6	7.4	7.4	7.3	7.3								



- [] Ranking at each section and finish
- .-.- No data available at this section
- NA No data available



Horse/Jockey Name	Invincible Woman
Final Rank	14
Fastest Section Time (Section)	0:10.93 (1000m)
Top Speed [km/h] (Section)	68.5 (Overall)
Race State	Finished



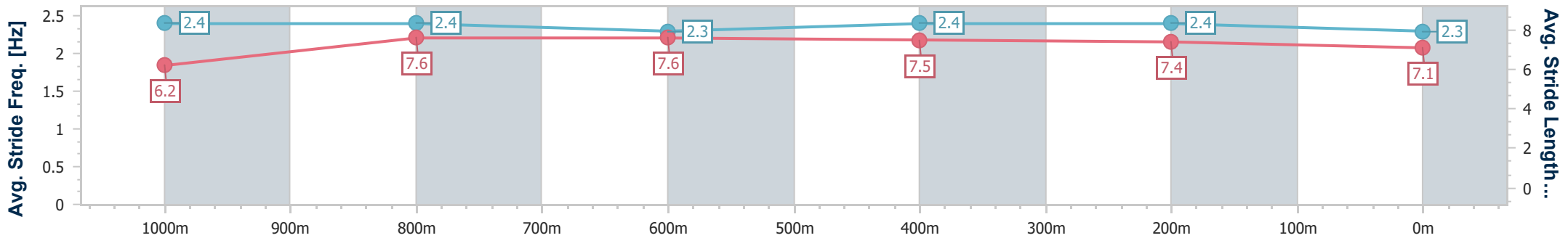
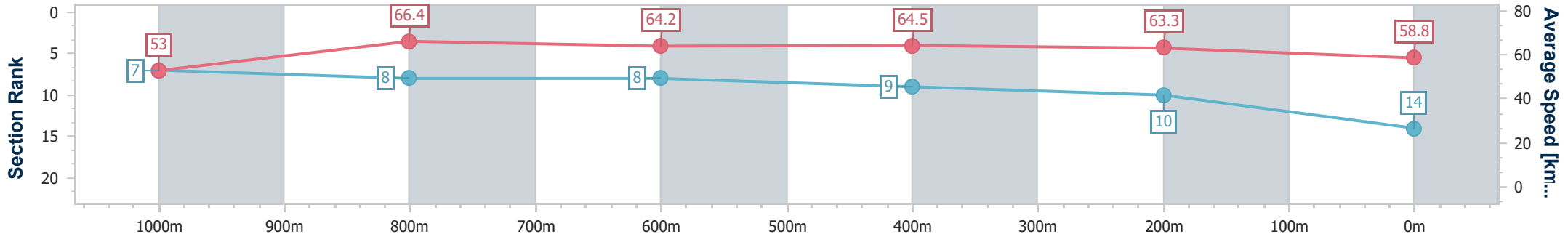
Aquis Park Gold Coast QLD Professional
 Race 2: THE STAR GOLD COAST MAGIC MILLIONS 2YO CLASSIC - 1200m



17 January 2025 - 18:04

Track Rating: Good 4, Weather: Overcast, Rail Position: +0.5m
 800m-400m; True Remainder

Section	Overall	1000m	800m	600m	400m	200m								
Section Times	1:10.79 [14] (0:13.60)	0:57.19 [7] (0:10.93)	0:46.26 [8] (0:11.26)	0:35.00 [8] (0:11.33)	0:23.67 [9] (0:11.47)	0:12.20 [10]								
Average Speed [km/h]	53.0	66.4	64.2	64.5	63.3	58.8								
Top Speed [km/h]	68.5	68.4	65.3	65.0	64.7	62.4								
Avg. Dist. to Rail [m]	5.7	1.7	1.4	2.7	5.3	5.1								
Avg. Stride Freq. [Hz]	2.4	2.4	2.3	2.4	2.4	2.3								
Avg. Stride Length [m]	6.2	7.6	7.6	7.5	7.4	7.1								



- [] Ranking at each section and finish
- .-.- No data available at this section
- NA No data available



Horse/Jockey Name	Luva Flutta
Final Rank	15
Fastest Section Time (Section)	0:10.96 (1000m)
Top Speed [km/h] (Section)	66.8 (Overall)
Race State	Finished



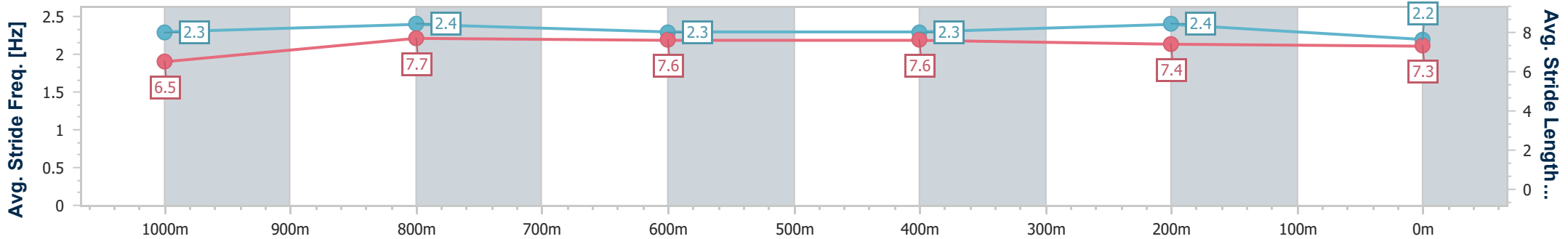
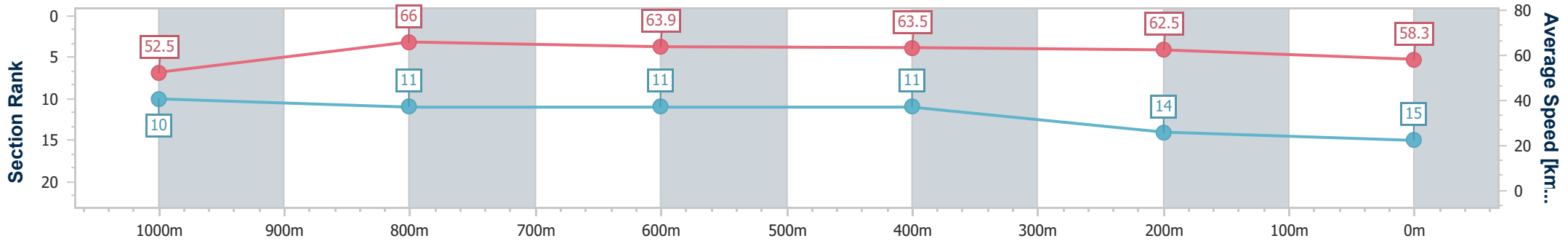
Aquis Park Gold Coast QLD Professional
 Race 2: THE STAR GOLD COAST MAGIC MILLIONS 2YO CLASSIC - 1200m



17 January 2025 - 18:04

Track Rating: Good 4, Weather: Overcast, Rail Position: +0.5m
 800m-400m; True Remainder

Section	Overall	1000m	800m	600m	400m	200m
Section Times	1:11.12 [15] (0:13.76)	0:57.36 [10] (0:10.96)	0:46.40 [11] (0:11.28)	0:35.12 [11] (0:11.29)	0:23.83 [11] (0:11.51)	0:12.32 [14] (0:12.32)
Average Speed [km/h]	52.5	66.0	63.9	63.5	62.5	58.3
Top Speed [km/h]	66.8	66.7	65.1	64.2	63.7	61.8
Avg. Dist. to Rail [m]	3.5	1.3	0.6	1.1	1.8	3.0
Avg. Stride Freq. [Hz]	2.3	2.4	2.3	2.3	2.4	2.2
Avg. Stride Length [m]	6.5	7.7	7.6	7.6	7.4	7.3



- [] Ranking at each section and finish
- .-.- No data available at this section
- NA No data available



Horse/Jockey Name	Formula Rossa
Final Rank	16
Fastest Section Time (Section)	0:11.24 (1000m)
Top Speed [km/h] (Section)	67.1 (800m)
Race State	Finished



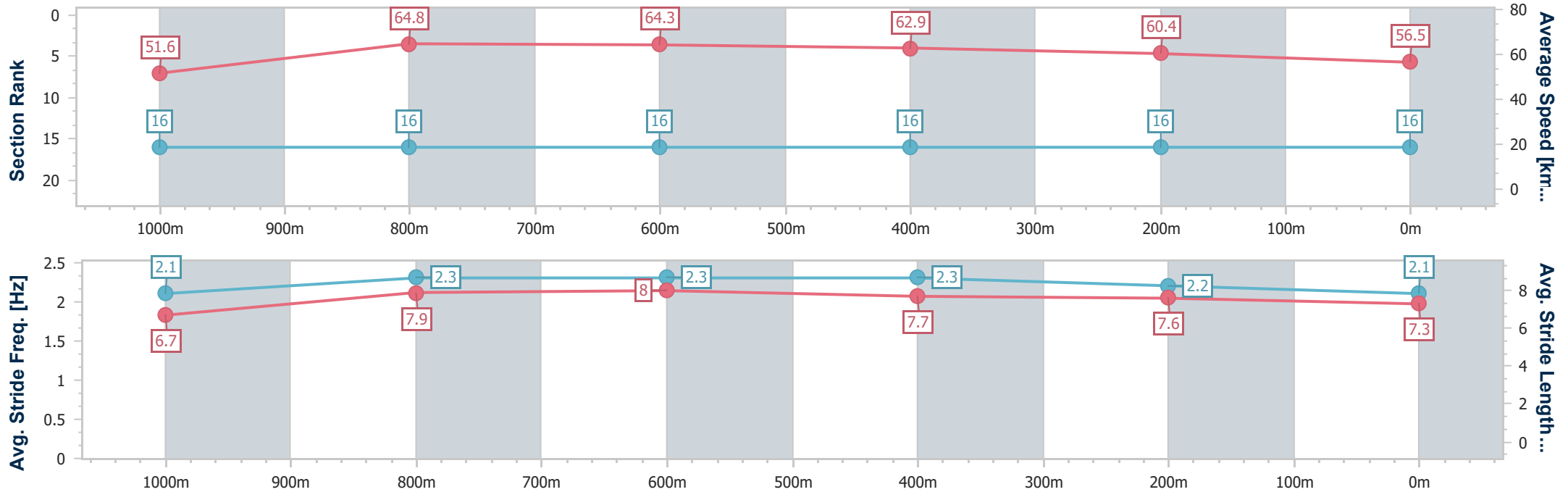
Aquis Park Gold Coast QLD Professional
 Race 2: THE STAR GOLD COAST MAGIC MILLIONS 2YO CLASSIC - 1200m



17 January 2025 - 18:04

Track Rating: Good 4, Weather: Overcast, Rail Position: +0.5m
 800m-400m; True Remainder

Section	Overall	1000m	800m	600m	400m	200m
Section Times	1:12.65 [16] (0:14.02)	0:58.63 [16] (0:11.24)	0:47.39 [16] (0:11.27)	0:36.12 [16] (0:11.46)	0:24.66 [16] (0:11.92)	0:12.74 [16] (0:12.74)
Average Speed [km/h]	51.6	64.8	64.3	62.9	60.4	56.5
Top Speed [km/h]	65.2	66.9	67.1	63.3	61.6	59.9
Avg. Dist. to Rail [m]	10.2	3.8	1.4	0.3	0.7	1.7
Avg. Stride Freq. [Hz]	2.1	2.3	2.3	2.3	2.2	2.1
Avg. Stride Length [m]	6.7	7.9	8.0	7.7	7.6	7.3



- [] Ranking at each section and finish
- .-.- No data available at this section
- NA No data available