



# Aquis Park Gold Coast QLD Professional

## Race 1: QUEENSLAND MAGIC MILLIONS SUBZERO - 2200m



17 January 2025 - 17:30

Track Rating: Soft 5, Weather: Overcast, Rail Position: +0.5m 800m-400m; True Remainder

Section		Overall	2000m	1800m	1600m	1400m	1200m	1000m	Last 600m					
Field Times		2:13.23 (0:13.34)	1:59.89 (0:11.10)	1:48.79 (0:11.93)	1:36.86 (0:12.83)	1:24.03 (0:12.25)	1:11.78 (0:11.68)	1:00.10 (0:11.69)	0:36.73					
Rank	TAB	Horse/Jockey	Barrier	Top Speed [km/h]	Fastest Section								Distance Travelled [m]	
1	11	<b>ENCODER</b> Tyler Schiller	2	65.7 2000m	0:11.18 600m	2:13.23 [1] (0:13.73)	1:59.50 [4] (0:11.32)	1:48.18 [5] (0:12.03)	1:36.15 [5] (0:12.77)	1:23.38 [6] (0:12.31)	1:11.07 [8] (0:12.30)	0:58.77 [8] (0:11.96)	0:34.91	
2	5	<b>BELVEDERE BOYS</b> Blake Shinn	11	67.1 2000m	0:11.03 2000m	2:13.24 [2] (0:14.34)	1:58.90 [14] (0:11.03)	1:47.87 [9] (0:12.30)	1:35.57 [12] (0:12.83)	1:22.74 [12] (0:12.30)	1:10.44 [13] (0:12.19)	0:58.25 [13] (0:11.74)	0:34.76	+14
3	4	<b>MISS JOELENE</b> James Orman	4	65.8 2000m	0:11.19 2000m	2:13.29 [3] (0:14.01)	1:59.28 [10] (0:11.19)	1:48.09 [8] (0:12.12)	1:35.97 [8] (0:12.73)	1:23.24 [8] (0:12.29)	1:10.95 [9] (0:12.26)	0:58.69 [9] (0:11.93)	0:34.87	+15
4	6	<b>TANHAUSER</b> Tommy Berry	14	65.1 2000m	0:11.36 2000m	2:13.77 [4] (0:13.77)	2:00.00 [7] (0:11.36)	1:48.64 [7] (0:12.05)	1:36.59 [6] (0:12.44)	1:24.15 [4] (0:11.83)	1:12.32 [1] (0:12.28)	1:00.04 [3] (0:11.94)	0:36.36	+7
5	3	<b>GOLD BULLION</b> Tim Clark	5	66.9 2000m	0:11.17 2000m	2:14.00 [5] (0:13.76)	2:00.24 [6] (0:11.17)	1:49.07 [4] (0:11.96)	1:37.11 [4] (0:12.79)	1:24.32 [5] (0:12.18)	1:12.14 [6] (0:12.25)	0:59.89 [6] (0:12.11)	0:35.91	+12
6	13	<b>GUZUMPED</b> Robbie Dolan	3	65.0 2000m	0:11.37 2000m	2:14.08 [6] (0:13.75)	2:00.33 [5] (0:11.37)	1:48.96 [6] (0:12.07)	1:36.89 [7] (0:12.72)	1:24.17 [7] (0:12.22)	1:11.95 [7] (0:12.19)	0:59.76 [7] (0:12.01)	0:36.05	+21
7	12	<b>WAVERLEY</b> Damien Thornton	10	65.1 Overall	0:11.35 600m	2:14.14 [7] (0:14.24)	1:59.90 [12] (0:11.56)	1:48.34 [14] (0:12.27)	1:36.07 [14] (0:12.64)	1:23.43 [14] (0:12.24)	1:11.19 [14] (0:12.27)	0:58.92 [14] (0:11.88)	0:35.26	+20
8	2	<b>SKY LAB</b> Vlad Duric	9	65.5 1200m	0:11.41 1200m	2:14.30 [8] (0:13.96)	2:00.34 [8] (0:11.43)	1:48.91 [11] (0:12.03)	1:36.88 [9] (0:12.64)	1:24.24 [9] (0:11.66)	1:12.58 [4] (0:11.41)	1:01.17 [1] (0:11.69)	0:37.80	+20
9	9	<b>BACIO DEL MIST</b> Kerrin McEvoy	8	64.6 2000m	0:11.38 2000m	2:14.33 [9] (0:14.32)	2:00.01 [13] (0:11.38)	1:48.63 [13] (0:12.15)	1:36.48 [13] (0:12.69)	1:23.79 [13] (0:12.25)	1:11.54 [12] (0:12.13)	0:59.41 [12] (0:11.97)	0:35.50	+17
10	8	<b>WAPITI</b> Nikita Beriman	12	67.3 2000m	0:11.04 2000m	2:14.43 [10] (0:13.41)	2:01.02 [2] (0:11.04)	1:49.98 [2] (0:12.12)	1:37.86 [2] (0:12.76)	1:25.10 [2] (0:12.19)	1:12.91 [3] (0:12.07)	1:00.84 [2] (0:12.04)	0:36.91	+18

Scratched: North Terrace (#10)

[ ] Ranking at each section and finish  
 -:-:- No data available at this section  
 NA No data available

SCN Saddle cloth number  
 DNF Did not finish  
 DNT Did not track



# Aquis Park Gold Coast QLD Professional

## Race 1: QUEENSLAND MAGIC MILLIONS SUBZERO - 2200m

17 January 2025 - 17:30



Track Rating: Soft 5, Weather: Overcast, Rail Position: +0.5m 800m-400m; True Remainder

Section		Overall	2000m	1800m	1600m	1400m	1200m	1000m	Last 600m					
Field Times		2:13.23 (0:13.34)	1:59.89 (0:11.10)	1:48.79 (0:11.93)	1:36.86 (0:12.83)	1:24.03 (0:12.25)	1:11.78 (0:11.68)	1:00.10 (0:11.69)	0:36.73					
Rank	TAB Horse/Jockey	Barrier	Top Speed [km/h]	Fastest Section										Distance Travelled [m]
11	7 <b>SO UNITED</b> Angela Jones	7	66.3 2000m	0:11.12 2000m	2:14.66 [11] (0:13.65)	2:01.01 [3] (0:11.12)	1:49.89 [3] (0:12.05)	1:37.84 [3] (0:12.71)	1:25.13 [3] (0:12.19)	1:12.94 [5] (0:12.22)	1:00.72 [5] (0:12.08)	0:36.88	+15	
12	14 <b>THE DRILLER</b> Tahlia Fenlon	6	65.5 2000m	0:11.35 2000m	2:14.83 [12] (0:14.03)	2:00.80 [11] (0:11.35)	1:49.45 [10] (0:12.11)	1:37.34 [10] (0:12.77)	1:24.57 [11] (0:12.19)	1:12.38 [10] (0:12.25)	1:00.13 [11] (0:12.07)	0:36.26	+16	
13	15 <b>CONEY ISLAND BABY</b> Cejay Graham	1	67.1 Overall	0:11.10 2000m	2:14.86 [13] (0:13.34)	2:01.52 [1] (0:11.10)	1:50.42 [1] (0:11.93)	1:38.49 [1] (0:12.83)	1:25.66 [1] (0:12.30)	1:13.36 [2] (0:12.28)	1:01.08 [4] (0:12.20)	0:37.10	+14	
14	1 <b>LOCH EAGLE</b> Jason Collett	13	64.1 Overall	0:11.51 2000m	2:14.97 [14] (0:13.99)	2:00.98 [9] (0:11.51)	1:49.47 [12] (0:12.10)	1:37.37 [11] (0:12.65)	1:24.72 [10] (0:12.26)	1:12.46 [11] (0:12.11)	1:00.35 [10] (0:12.11)	0:36.49	+31	

Scratched: North Terrace (#10)

[ ] Ranking at each section and finish  
 -:-:-:- No data available at this section  
 NA No data available

SCN Saddle cloth number  
 DNF Did not finish  
 DNT Did not track



# Aquis Park Gold Coast QLD Professional

## Race 1: QUEENSLAND MAGIC MILLIONS SUBZERO - 2200m

17 January 2025 - 17:30



Track Rating: Soft 5, Weather: Overcast, Rail Position: +0.5m 800m-400m; True Remainder

Section										Last 600m		
Field Times		800m	600m	400m	200m							
		0:48.41 (0:11.68)	0:36.73 (0:12.14)	0:24.59 (0:12.57)	0:12.02 (0:12.02)							0:36.73
Rank	TAB	Horse/Jockey	Barrier	Top Speed [km/h]	Fastest Section					Margin	Distance Travelled [m]	
1	11	<b>ENCODER</b> Tyler Schiller	2	65.7 2000m	0:11.18 600m	0:46.81 [8] (0:11.90)	0:34.91 [8] (0:11.18)	0:23.73 [4] (0:11.74)	0:11.99 [3] (0:11.99)	2:13.23	0:34.91	
2	5	<b>BELVEDERE BOYS</b> Blake Shinn	11	67.1 2000m	0:11.03 2000m	0:46.51 [11] (0:11.75)	0:34.76 [11] (0:11.32)	0:23.44 [7] (0:11.63)	0:11.81 [5] (0:11.81)	0.1L	0:34.76 +14	
3	4	<b>MISS JOELENE</b> James Orman	4	65.8 2000m	0:11.19 2000m	0:46.76 [9] (0:11.89)	0:34.87 [9] (0:11.53)	0:23.34 [9] (0:11.38)	0:11.96 [4] (0:11.96)	0.3L	0:34.87 +15	
4	6	<b>TANHAUSER</b> Tommy Berry	14	65.1 2000m	0:11.36 2000m	0:48.10 [3] (0:11.74)	0:36.36 [2] (0:11.72)	0:24.64 [2] (0:12.08)	0:12.56 [1] (0:12.56)	3.1L	0:36.36 +7	
5	3	<b>GOLD BULLION</b> Tim Clark	5	66.9 2000m	0:11.17 2000m	0:47.78 [6] (0:11.87)	0:35.91 [7] (0:11.76)	0:24.15 [8] (0:11.81)	0:12.34 [7] (0:12.34)	4.4L	0:35.91 +12	
6	13	<b>GUZUMPED</b> Robbie Dolan	3	65.0 2000m	0:11.37 2000m	0:47.75 [7] (0:11.70)	0:36.05 [6] (0:12.03)	0:24.02 [10] (0:11.88)	0:12.14 [8] (0:12.14)	4.8L	0:36.05 +21	
7	12	<b>WAVERLEY</b> Damien Thornton	10	65.1 Overall	0:11.35 600m	0:47.04 [14] (0:11.78)	0:35.26 [14] (0:11.35)	0:23.91 [11] (0:11.76)	0:12.15 [10] (0:12.15)	5.1L	0:35.26 +20	
8	2	<b>SKY LAB</b> Vlad Duric	9	65.5 1200m	0:11.41 1200m	0:49.48 [1] (0:11.68)	0:37.80 [1] (0:12.14)	0:25.66 [1] (0:12.60)	0:13.06 [2] (0:13.06)	5.9L	0:37.80 +20	
9	9	<b>BACIO DEL MIST</b> Kerrin McEvoy	8	64.6 2000m	0:11.38 2000m	0:47.44 [13] (0:11.94)	0:35.50 [13] (0:11.62)	0:23.88 [13] (0:11.71)	0:12.17 [12] (0:12.17)	6.1L	0:35.50 +17	
10	8	<b>WAPITI</b> Nikita Beriman	12	67.3 2000m	0:11.04 2000m	0:48.80 [2] (0:11.89)	0:36.91 [3] (0:11.98)	0:24.93 [3] (0:12.15)	0:12.78 [6] (0:12.78)	6.6L	0:36.91 +18	

Scratched: North Terrace (#10)

[ ] Ranking at each section and finish  
 -:-:- No data available at this section  
 NA No data available

SCN Saddle cloth number  
 DNF Did not finish  
 DNT Did not track



**Aquis Park Gold Coast QLD Professional**  
**Race 1: QUEENSLAND MAGIC MILLIONS SUBZERO - 2200m**  
**17 January 2025 - 17:30**



Track Rating: Soft 5, Weather: Overcast, Rail Position: +0.5m 800m-400m; True Remainder

Section				800m	600m	400m	200m			Last 600m	
Field Times				0:48.41 (0:11.68)	0:36.73 (0:12.14)	0:24.59 (0:12.57)	0:12.02 (0:12.02)			0:36.73	
Rank	TAB	Horse/Jockey	Barrier	Top Speed [km/h]	Fastest Section					Margin	Distance Travelled [m]
11	7	<b>SO UNITED</b> Angela Jones	7	66.3 2000m	0:11.12 2000m	0:48.64 [5] (0:11.76)	0:36.88 [5] (0:11.94)	0:24.94 [6] (0:12.23)	0:12.71 [9] (0:12.71)	7.9L	0:36.88 +15
12	14	<b>THE DRILLER</b> Tahlia Fenlon	6	65.5 2000m	0:11.35 2000m	0:48.06 [12] (0:11.80)	0:36.26 [12] (0:11.70)	0:24.56 [12] (0:12.10)	0:12.46 [13] (0:12.46)	8.9L	0:36.26 +16
13	15	<b>CONEY ISLAND BABY</b> Cejay Graham	1	67.1 Overall	0:11.10 2000m	0:48.88 [4] (0:11.78)	0:37.10 [4] (0:11.93)	0:25.17 [5] (0:12.33)	0:12.84 [11] (0:12.84)	9.1L	0:37.10 +14
14	1	<b>LOCH EAGLE</b> Jason Collett	13	64.1 Overall	0:11.51 2000m	0:48.24 [10] (0:11.75)	0:36.49 [10] (0:12.05)	0:24.44 [14] (0:12.03)	0:12.41 [14] (0:12.41)	9.6L	0:36.49 +31

Scratched: North Terrace (#10)

[ ] Ranking at each section and finish  
 -:-:-:- No data available at this section  
 NA No data available

SCN Saddle cloth number  
 DNF Did not finish  
 DNT Did not track



Horse/Jockey Name	Encoder
Final Rank	1
Fastest Section Time (Section)	0:11.18 (600m)
Top Speed [km/h] (Section)	65.7 (2000m)
Race State	Finished



### Aquis Park Gold Coast QLD Professional

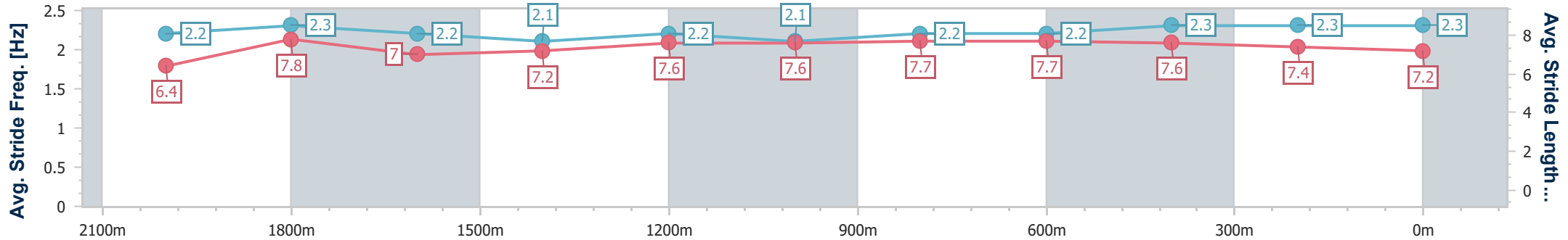
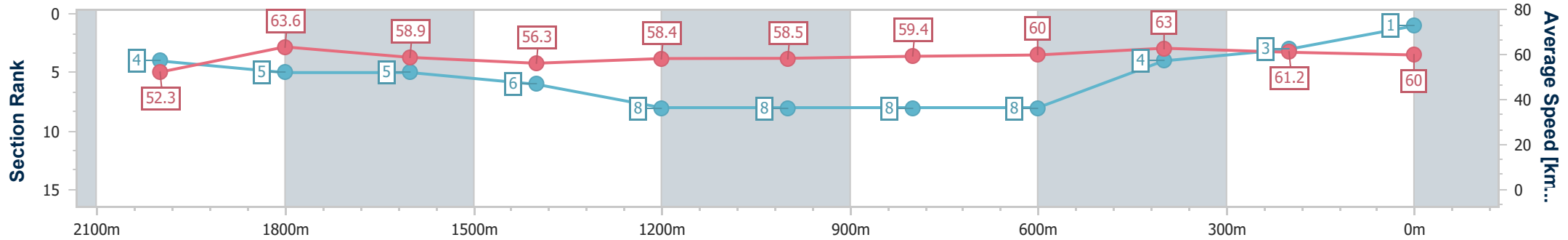
Race 1: QUEENSLAND MAGIC MILLIONS SUBZERO - 2200m



17 January 2025 - 17:30

Track Rating: Soft 5, Weather: Overcast, Rail Position: +0.5m 800m-400m; True Remainder

Section	Overall	2000m	1800m	1600m	1400m	1200m	1000m	800m	600m	400m	200m		
Section Times	2:13.23 [1] (0:13.73)	1:59.50 [4] (0:11.32)	1:48.18 [5] (0:12.03)	1:36.15 [5] (0:12.77)	1:23.38 [6] (0:12.31)	1:11.07 [8] (0:12.30)	0:58.77 [8] (0:11.96)	0:46.81 [8] (0:11.90)	0:34.91 [8] (0:11.18)	0:23.73 [4] (0:11.74)	0:11.99 [3] (0:11.99)		
Average Speed [km/h]	52.3	63.6	58.9	56.3	58.4	58.5	59.4	60.0	63.0	61.2	60.0		
Top Speed [km/h]	65.1	65.7	60.1	59.4	60.4	60.7	60.5	62.1	64.0	61.7	61.1		
Avg. Dist. to Rail [m]	1.3	1.2	2.1	0.8	0.7	1.0	2.1	2.6	3.7	1.8	0.1		
Avg. Stride Freq. [Hz]	2.2	2.3	2.2	2.1	2.2	2.1	2.2	2.2	2.3	2.3	2.3		
Avg. Stride Length [m]	6.4	7.8	7.0	7.2	7.6	7.6	7.7	7.7	7.6	7.4	7.2		



- [ ] Ranking at each section and finish
- .-.- No data available at this section
- NA No data available



Horse/Jockey Name	Belvedere Boys
Final Rank	2
Fastest Section Time (Section)	0:11.03 (2000m)
Top Speed [km/h] (Section)	67.1 (2000m)
Race State	Finished



Aquis Park Gold Coast QLD Professional

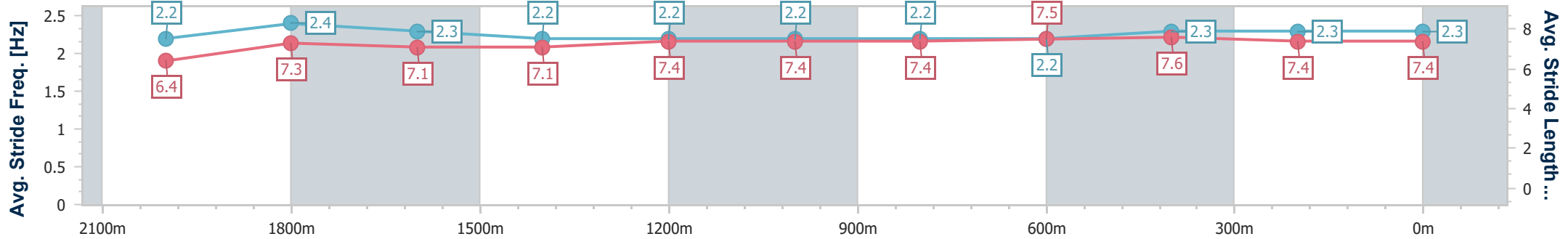
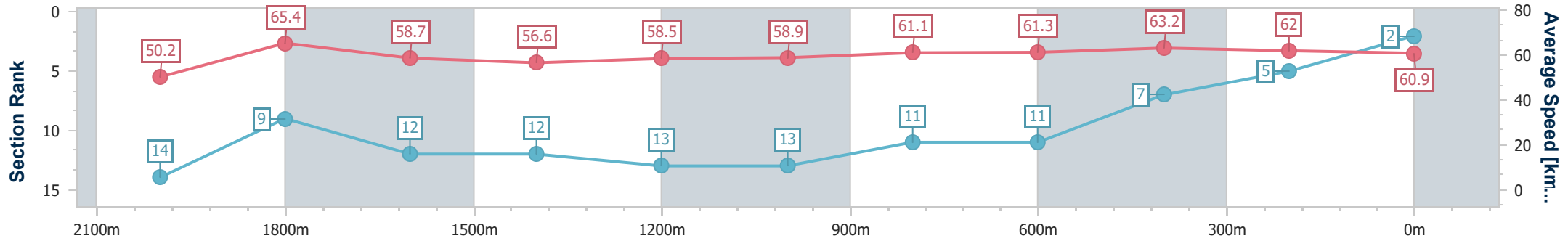
Race 1: QUEENSLAND MAGIC MILLIONS SUBZERO - 2200m



17 January 2025 - 17:30

Track Rating: Soft 5, Weather: Overcast, Rail Position: +0.5m 800m-400m; True Remainder

Section	Overall	2000m	1800m	1600m	1400m	1200m	1000m	800m	600m	400m	200m
Section Times	2:13.24 [2] (0:14.34)	1:58.90 [14] (0:11.03)	1:47.87 [9] (0:12.30)	1:35.57 [12] (0:12.83)	1:22.74 [12] (0:12.30)	1:10.44 [13] (0:12.19)	0:58.25 [13] (0:11.74)	0:46.51 [11] (0:11.75)	0:34.76 [11] (0:11.32)	0:23.44 [7] (0:11.63)	0:11.81 [5] (0:11.81)
Average Speed [km/h]	50.2	65.4	58.7	56.6	58.5	58.9	61.1	61.3	63.2	62.0	60.9
Top Speed [km/h]	66.3	67.1	60.7	60.2	60.8	60.9	63.7	63.0	64.6	63.6	61.3
Avg. Dist. to Rail [m]	5.6	0.4	0.6	1.3	0.5	0.4	0.6	0.5	0.9	0.6	1.0
Avg. Stride Freq. [Hz]	2.2	2.4	2.3	2.2	2.2	2.2	2.2	2.2	2.3	2.3	2.3
Avg. Stride Length [m]	6.4	7.3	7.1	7.1	7.4	7.4	7.4	7.5	7.6	7.4	7.4



- [ ] Ranking at each section and finish
- .-.- No data available at this section
- NA No data available



Horse/Jockey Name	Miss Joelene
Final Rank	3
Fastest Section Time (Section)	0:11.19 (2000m)
Top Speed [km/h] (Section)	65.8 (2000m)
Race State	Finished

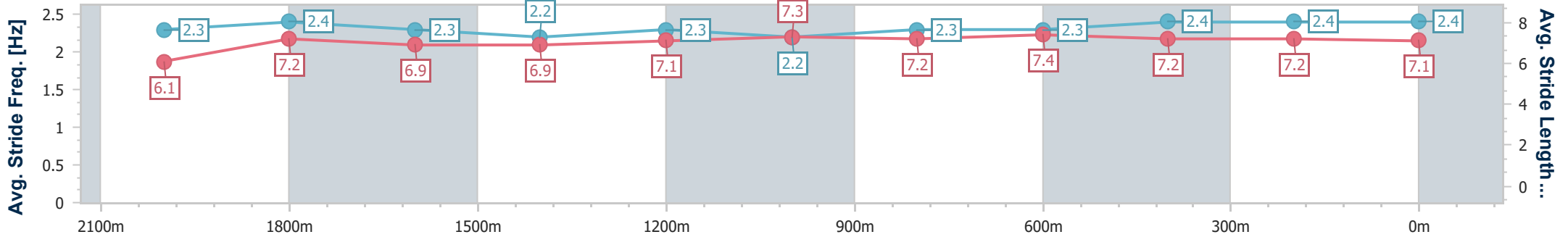
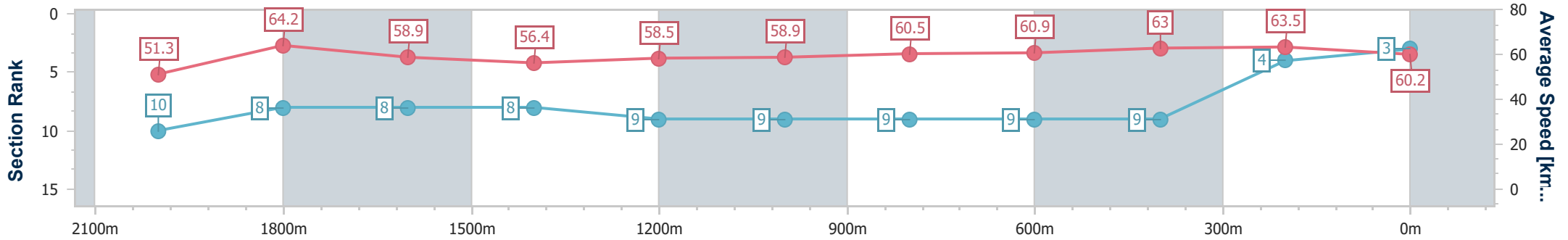


Aquis Park Gold Coast QLD Professional  
 Race 1: QUEENSLAND MAGIC MILLIONS SUBZERO - 2200m



17 January 2025 - 17:30  
 Track Rating: Soft 5, Weather: Overcast, Rail Position: +0.5m 800m-400m; True Remainder

Section	Overall	2000m	1800m	1600m	1400m	1200m	1000m	800m	600m	400m	200m		
Section Times	2:13.29 [3] (0:14.01)	1:59.28 [10] (0:11.19)	1:48.09 [8] (0:12.12)	1:35.97 [8] (0:12.73)	1:23.24 [8] (0:12.29)	1:10.95 [9] (0:12.26)	0:58.69 [9] (0:11.93)	0:46.76 [9] (0:11.89)	0:34.87 [9] (0:11.53)	0:23.34 [9] (0:11.38)	0:11.96 [4] (0:11.96)		
Average Speed [km/h]	51.3	64.2	58.9	56.4	58.5	58.9	60.5	60.9	63.0	63.5	60.2		
Top Speed [km/h]	64.7	65.8	60.1	59.4	60.6	61.2	62.3	61.9	64.4	64.6	62.4		
Avg. Dist. to Rail [m]	2.7	1.0	1.6	0.7	0.7	0.7	1.0	1.4	1.4	2.2	3.4		
Avg. Stride Freq. [Hz]	2.3	2.4	2.3	2.2	2.3	2.2	2.3	2.3	2.4	2.4	2.4		
Avg. Stride Length [m]	6.1	7.2	6.9	6.9	7.1	7.3	7.2	7.4	7.2	7.2	7.1		



- [ ] Ranking at each section and finish
- .-.- No data available at this section
- NA No data available



Horse/Jockey Name	Tannhauser
Final Rank	4
Fastest Section Time (Section)	0:11.36 (2000m)
Top Speed [km/h] (Section)	65.1 (2000m)
Race State	Finished



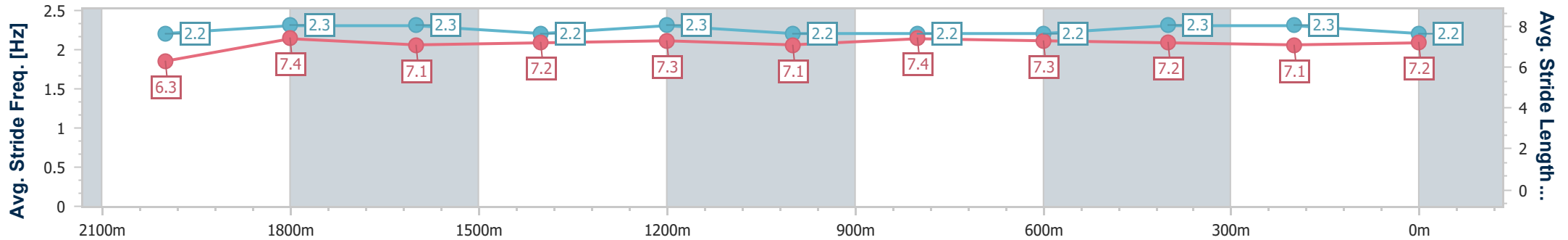
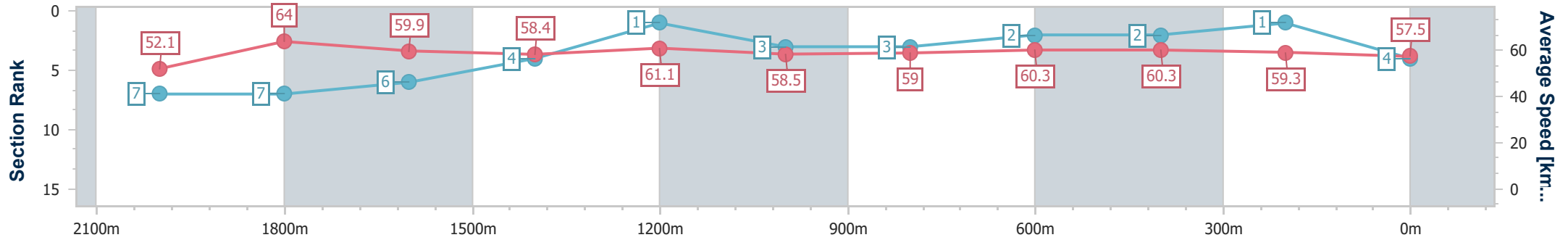
Aquis Park Gold Coast QLD Professional  
Race 1: QUEENSLAND MAGIC MILLIONS SUBZERO - 2200m



17 January 2025 - 17:30

Track Rating: Soft 5, Weather: Overcast, Rail Position: +0.5m 800m-400m; True Remainder

Section	Overall	2000m	1800m	1600m	1400m	1200m	1000m	800m	600m	400m	200m
Section Times	2:13.77 [4] (0:13.77)	2:00.00 [7] (0:11.36)	1:48.64 [7] (0:12.05)	1:36.59 [6] (0:12.44)	1:24.15 [4] (0:11.83)	1:12.32 [1] (0:12.28)	1:00.04 [3] (0:11.94)	0:48.10 [3] (0:11.74)	0:36.36 [2] (0:11.72)	0:24.64 [2] (0:12.08)	0:12.56 [1] (0:12.56)
Average Speed [km/h]	52.1	64.0	59.9	58.4	61.1	58.5	59.0	60.3	60.3	59.3	57.5
Top Speed [km/h]	63.6	65.1	61.7	60.1	62.9	59.8	60.0	61.0	60.7	60.5	58.9
Avg. Dist. to Rail [m]	11.9	2.5	1.5	1.9	0.9	0.2	3.7	4.4	3.4	2.1	0.6
Avg. Stride Freq. [Hz]	2.2	2.3	2.3	2.2	2.3	2.2	2.2	2.2	2.3	2.3	2.2
Avg. Stride Length [m]	6.3	7.4	7.1	7.2	7.3	7.1	7.4	7.3	7.2	7.1	7.2



- [ ] Ranking at each section and finish
- .-.-.- No data available at this section
- NA No data available





Horse/Jockey Name	Gold Bullion
Final Rank	5
Fastest Section Time (Section)	0:11.17 (2000m)
Top Speed [km/h] (Section)	66.9 (2000m)
Race State	Finished

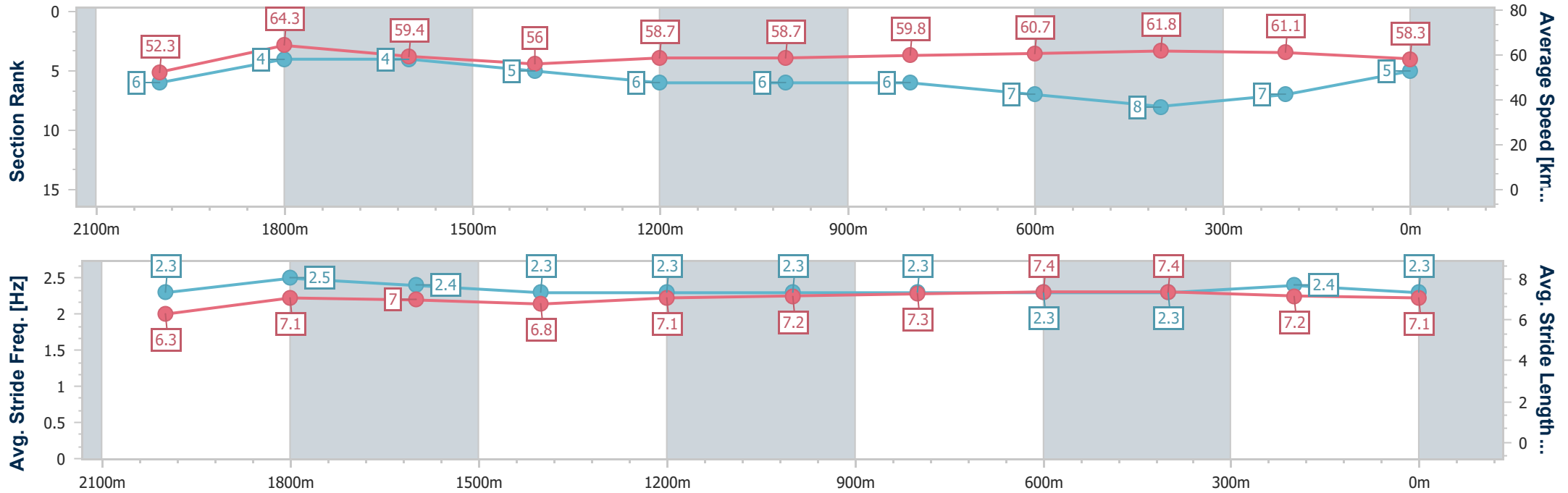


Aquis Park Gold Coast QLD Professional  
 Race 1: QUEENSLAND MAGIC MILLIONS SUBZERO - 2200m



17 January 2025 - 17:30  
 Track Rating: Soft 5, Weather: Overcast, Rail Position: +0.5m 800m-400m; True Remainder

Section	Overall	2000m	1800m	1600m	1400m	1200m	1000m	800m	600m	400m	200m
Section Times	2:14.00 [5] (0:13.76)	2:00.24 [6] (0:11.17)	1:49.07 [4] (0:11.96)	1:37.11 [4] (0:12.79)	1:24.32 [5] (0:12.18)	1:12.14 [6] (0:12.25)	0:59.89 [6] (0:12.11)	0:47.78 [6] (0:11.87)	0:35.91 [7] (0:11.76)	0:24.15 [8] (0:11.81)	0:12.34 [7] (0:12.34)
Average Speed [km/h]	52.3	64.3	59.4	56.0	58.7	58.7	59.8	60.7	61.8	61.1	58.3
Top Speed [km/h]	64.6	66.9	60.8	59.0	60.7	60.3	60.4	61.9	62.7	63.8	58.9
Avg. Dist. to Rail [m]	4.4	1.1	2.3	1.3	0.9	0.5	0.5	0.9	1.8	3.0	3.4
Avg. Stride Freq. [Hz]	2.3	2.5	2.4	2.3	2.3	2.3	2.3	2.3	2.3	2.4	2.3
Avg. Stride Length [m]	6.3	7.1	7.0	6.8	7.1	7.2	7.3	7.4	7.4	7.2	7.1



- [ ] Ranking at each section and finish
- .-.- No data available at this section
- NA No data available



Horse/Jockey Name	Guzumped
Final Rank	6
Fastest Section Time (Section)	0:11.37 (2000m)
Top Speed [km/h] (Section)	65.0 (2000m)
Race State	Finished



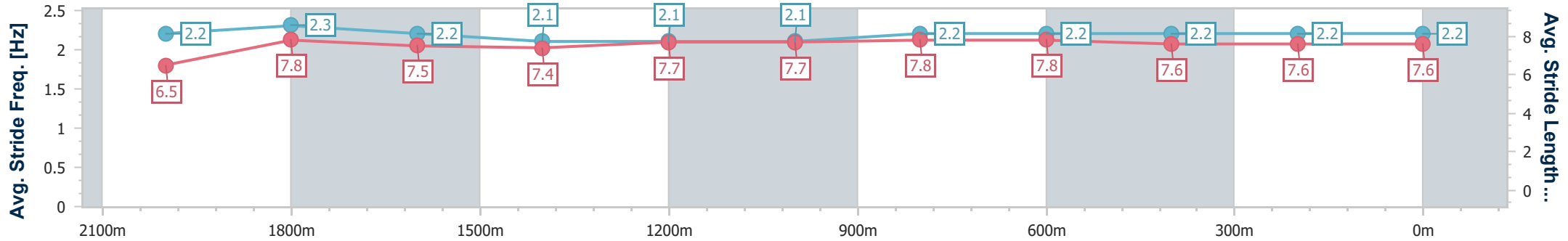
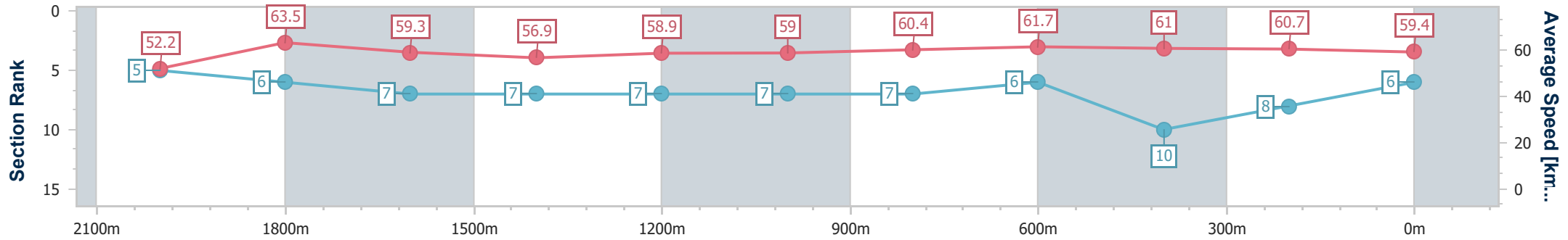
Aquis Park Gold Coast QLD Professional  
Race 1: QUEENSLAND MAGIC MILLIONS SUBZERO - 2200m



17 January 2025 - 17:30

Track Rating: Soft 5, Weather: Overcast, Rail Position: +0.5m 800m-400m; True Remainder

Section	Overall	2000m	1800m	1600m	1400m	1200m	1000m	800m	600m	400m	200m
Section Times	2:14.08 [6] (0:13.75)	2:00.33 [5] (0:11.37)	1:48.96 [6] (0:12.07)	1:36.89 [7] (0:12.72)	1:24.17 [7] (0:12.22)	1:11.95 [7] (0:12.19)	0:59.76 [7] (0:12.01)	0:47.75 [7] (0:11.70)	0:36.05 [6] (0:12.03)	0:24.02 [10] (0:11.88)	0:12.14 [8] (0:12.14)
Average Speed [km/h]	52.2	63.5	59.3	56.9	58.9	59.0	60.4	61.7	61.0	60.7	59.4
Top Speed [km/h]	64.9	65.0	61.7	59.6	61.0	60.9	61.3	63.1	61.8	61.8	60.9
Avg. Dist. to Rail [m]	2.9	0.3	0.6	1.0	1.0	1.9	1.0	1.4	3.1	4.1	6.5
Avg. Stride Freq. [Hz]	2.2	2.3	2.2	2.1	2.1	2.1	2.2	2.2	2.2	2.2	2.2
Avg. Stride Length [m]	6.5	7.8	7.5	7.4	7.7	7.7	7.8	7.8	7.6	7.6	7.6



- [ ] Ranking at each section and finish
- .-.- No data available at this section
- NA No data available



Horse/Jockey Name	Waverley
Final Rank	7
Fastest Section Time (Section)	0:11.35 (600m)
Top Speed [km/h] (Section)	65.1 (Overall)
Race State	Finished

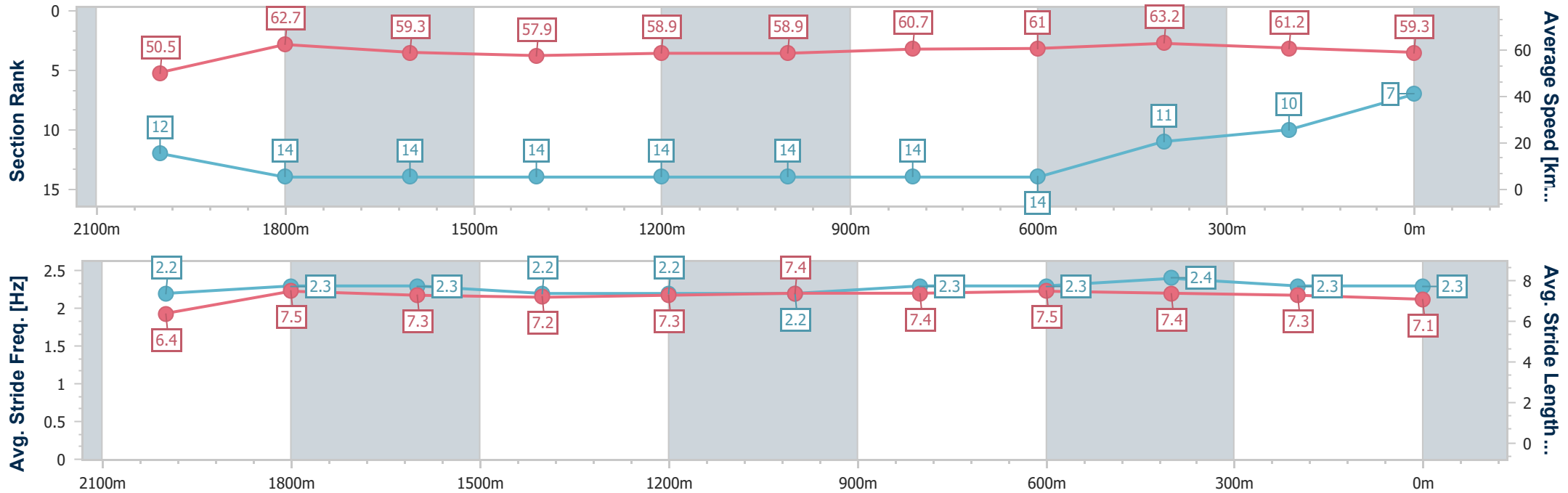


Aquis Park Gold Coast QLD Professional  
Race 1: QUEENSLAND MAGIC MILLIONS SUBZERO - 2200m



17 January 2025 - 17:30  
Track Rating: Soft 5, Weather: Overcast, Rail Position: +0.5m 800m-400m; True Remainder

Section	Overall	2000m	1800m	1600m	1400m	1200m	1000m	800m	600m	400m	200m
Section Times	2:14.14 [7] (0:14.24)	1:59.90 [12] (0:11.56)	1:48.34 [14] (0:12.27)	1:36.07 [14] (0:12.64)	1:23.43 [14] (0:12.24)	1:11.19 [14] (0:12.27)	0:58.92 [14] (0:11.88)	0:47.04 [14] (0:11.78)	0:35.26 [14] (0:11.35)	0:23.91 [11] (0:11.76)	0:12.15 [10] (0:12.15)
Average Speed [km/h]	50.5	62.7	59.3	57.9	58.9	58.9	60.7	61.0	63.2	61.2	59.3
Top Speed [km/h]	65.1	63.9	61.7	59.6	60.5	60.4	64.3	63.3	63.7	62.2	61.0
Avg. Dist. to Rail [m]	8.3	2.1	2.8	2.7	1.7	1.5	0.5	0.3	0.8	0.3	0.7
Avg. Stride Freq. [Hz]	2.2	2.3	2.3	2.2	2.2	2.2	2.3	2.3	2.4	2.3	2.3
Avg. Stride Length [m]	6.4	7.5	7.3	7.2	7.3	7.4	7.4	7.5	7.4	7.3	7.1



- [ ] Ranking at each section and finish
- .-.- No data available at this section
- NA No data available



Horse/Jockey Name	Sky Lab
Final Rank	8
Fastest Section Time (Section)	0:11.41 (1200m)
Top Speed [km/h] (Section)	65.5 (1200m)
Race State	Finished

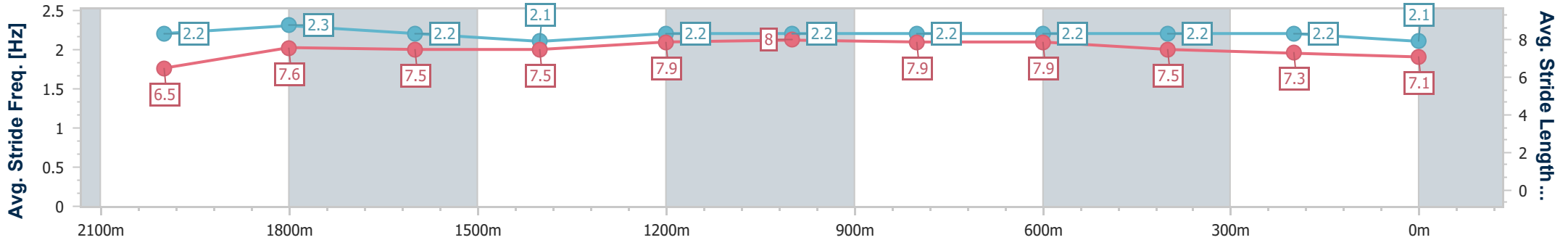
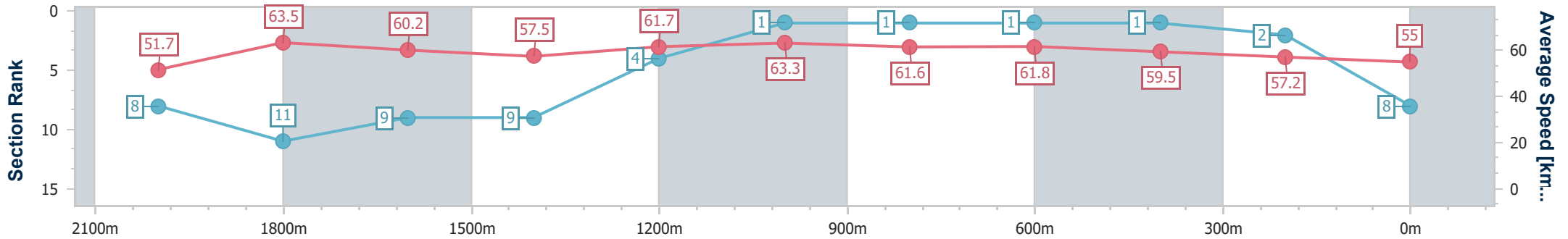


Aquis Park Gold Coast QLD Professional  
 Race 1: QUEENSLAND MAGIC MILLIONS SUBZERO - 2200m



17 January 2025 - 17:30  
 Track Rating: Soft 5, Weather: Overcast, Rail Position: +0.5m 800m-400m; True Remainder

Section	Overall	2000m	1800m	1600m	1400m	1200m	1000m	800m	600m	400m	200m
Section Times	2:14.30 [8] (0:13.96)	2:00.34 [8] (0:11.43)	1:48.91 [11] (0:12.03)	1:36.88 [9] (0:12.64)	1:24.24 [9] (0:11.66)	1:12.58 [4] (0:11.41)	1:01.17 [1] (0:11.69)	0:49.48 [1] (0:11.68)	0:37.80 [1] (0:12.14)	0:25.66 [1] (0:12.60)	0:13.06 [2] (0:13.06)
Average Speed [km/h]	51.7	63.5	60.2	57.5	61.7	63.3	61.6	61.8	59.5	57.2	55.0
Top Speed [km/h]	65.3	65.3	62.9	59.1	64.6	65.5	62.3	62.9	60.8	57.7	56.7
Avg. Dist. to Rail [m]	6.0	1.0	1.8	1.9	1.4	1.4	0.8	1.2	0.6	0.5	1.0
Avg. Stride Freq. [Hz]	2.2	2.3	2.2	2.1	2.2	2.2	2.2	2.2	2.2	2.2	2.1
Avg. Stride Length [m]	6.5	7.6	7.5	7.5	7.9	8.0	7.9	7.9	7.5	7.3	7.1



- [ ] Ranking at each section and finish
- .-.- No data available at this section
- NA No data available



Horse/Jockey Name	Bacio Del Mist
Final Rank	9
Fastest Section Time (Section)	0:11.38 (2000m)
Top Speed [km/h] (Section)	64.6 (2000m)
Race State	Finished

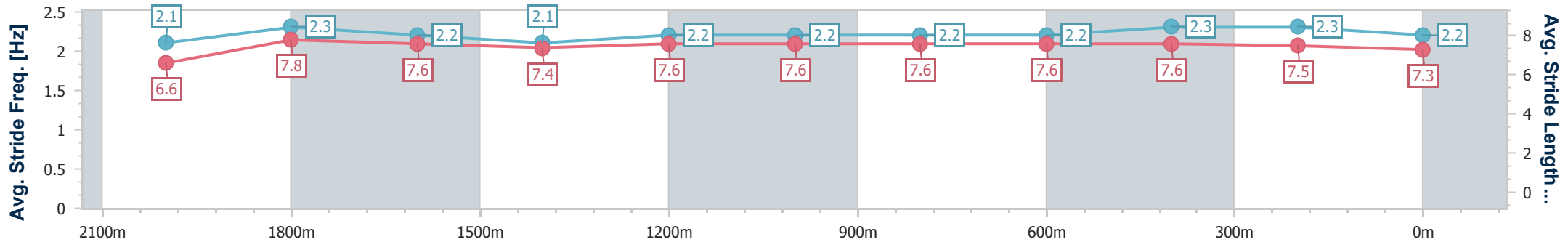
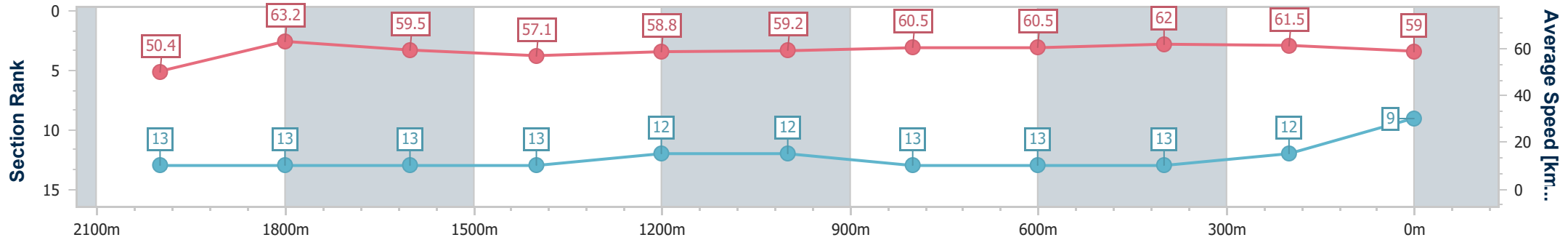


Aquis Park Gold Coast QLD Professional  
 Race 1: QUEENSLAND MAGIC MILLIONS SUBZERO - 2200m



17 January 2025 - 17:30  
 Track Rating: Soft 5, Weather: Overcast, Rail Position: +0.5m 800m-400m; True Remainder

Section	Overall	2000m	1800m	1600m	1400m	1200m	1000m	800m	600m	400m	200m
Section Times	2:14.33 [9] (0:14.32)	2:00.01 [13] (0:11.38)	1:48.63 [13] (0:12.15)	1:36.48 [13] (0:12.69)	1:23.79 [13] (0:12.25)	1:11.54 [12] (0:12.13)	0:59.41 [12] (0:11.97)	0:47.44 [13] (0:11.94)	0:35.50 [13] (0:11.62)	0:23.88 [13] (0:11.71)	0:12.17 [12] (0:12.17)
Average Speed [km/h]	50.4	63.2	59.5	57.1	58.8	59.2	60.5	60.5	62.0	61.5	59.0
Top Speed [km/h]	64.6	64.6	60.8	59.5	60.7	62.0	63.3	61.8	63.0	62.0	61.3
Avg. Dist. to Rail [m]	5.6	0.6	0.5	0.8	1.0	1.6	1.0	1.3	0.4	1.0	6.1
Avg. Stride Freq. [Hz]	2.1	2.3	2.2	2.1	2.2	2.2	2.2	2.2	2.3	2.3	2.2
Avg. Stride Length [m]	6.6	7.8	7.6	7.4	7.6	7.6	7.6	7.6	7.6	7.5	7.3



- [ ] Ranking at each section and finish
- .-.- No data available at this section
- NA No data available



Horse/Jockey Name	Wapiti
Final Rank	10
Fastest Section Time (Section)	0:11.04 (2000m)
Top Speed [km/h] (Section)	67.3 (2000m)
Race State	Finished

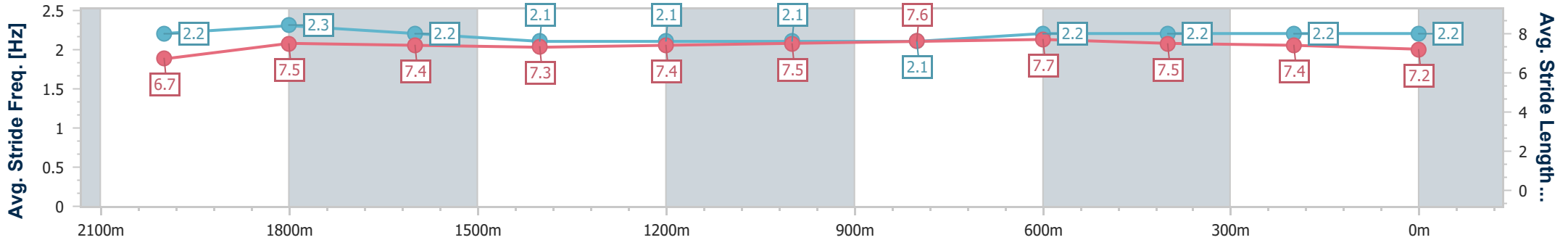
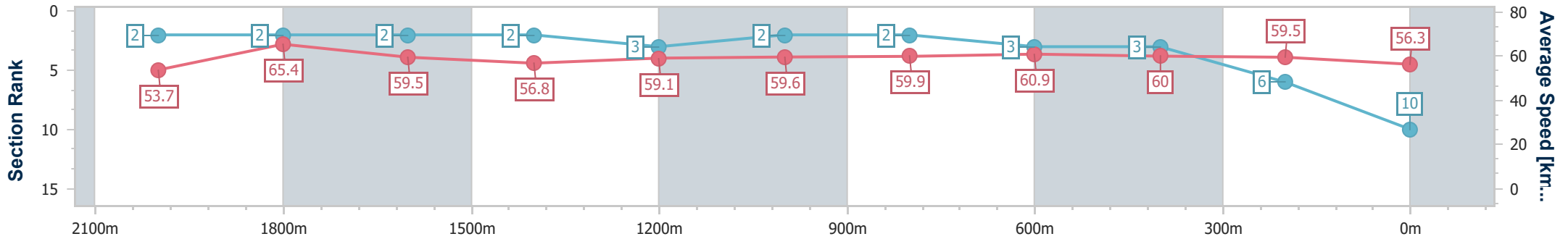


Aquis Park Gold Coast QLD Professional  
 Race 1: QUEENSLAND MAGIC MILLIONS SUBZERO - 2200m



17 January 2025 - 17:30  
 Track Rating: Soft 5, Weather: Overcast, Rail Position: +0.5m 800m-400m; True Remainder

Section	Overall	2000m	1800m	1600m	1400m	1200m	1000m	800m	600m	400m	200m
Section Times	2:14.43 [10] (0:13.41)	2:01.02 [2] (0:11.04)	1:49.98 [2] (0:12.12)	1:37.86 [2] (0:12.76)	1:25.10 [2] (0:12.19)	1:12.91 [3] (0:12.07)	1:00.84 [2] (0:12.04)	0:48.80 [2] (0:11.89)	0:36.91 [3] (0:11.98)	0:24.93 [3] (0:12.15)	0:12.78 [6] (0:12.78)
Average Speed [km/h]	53.7	65.4	59.5	56.8	59.1	59.6	59.9	60.9	60.0	59.5	56.3
Top Speed [km/h]	66.8	67.3	60.8	58.6	60.7	60.3	60.9	61.5	61.2	60.1	58.1
Avg. Dist. to Rail [m]	10.0	1.9	0.8	1.1	0.7	1.1	0.8	1.4	0.4	1.4	2.3
Avg. Stride Freq. [Hz]	2.2	2.3	2.2	2.1	2.1	2.1	2.1	2.2	2.2	2.2	2.2
Avg. Stride Length [m]	6.7	7.5	7.4	7.3	7.4	7.5	7.6	7.7	7.5	7.4	7.2



- [ ] Ranking at each section and finish
- .-.- No data available at this section
- NA No data available



Horse/Jockey Name	So United
Final Rank	11
Fastest Section Time (Section)	0:11.12 (2000m)
Top Speed [km/h] (Section)	66.3 (2000m)
Race State	Finished

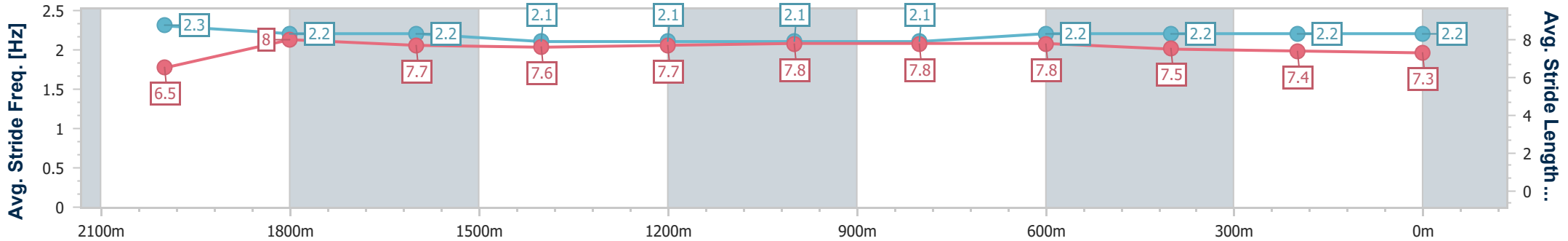
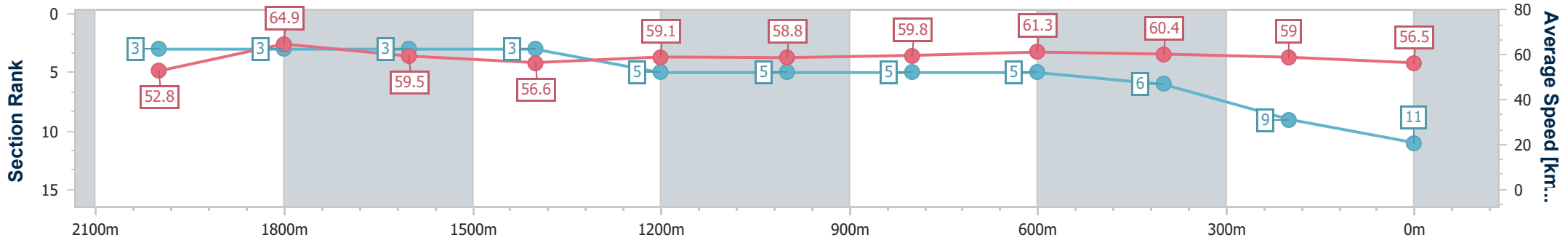


Aquis Park Gold Coast QLD Professional  
Race 1: QUEENSLAND MAGIC MILLIONS SUBZERO - 2200m



17 January 2025 - 17:30  
Track Rating: Soft 5, Weather: Overcast, Rail Position: +0.5m 800m-400m; True Remainder

Section	Overall	2000m	1800m	1600m	1400m	1200m	1000m	800m	600m	400m	200m
Section Times	2:14.66 [11] (0:13.65)	2:01.01 [3] (0:11.12)	1:49.89 [3] (0:12.05)	1:37.84 [3] (0:12.71)	1:25.13 [3] (0:12.19)	1:12.94 [5] (0:12.22)	1:00.72 [5] (0:12.08)	0:48.64 [5] (0:11.76)	0:36.88 [5] (0:11.94)	0:24.94 [6] (0:12.23)	0:12.71 [9] (0:12.71)
Average Speed [km/h]	52.8	64.9	59.5	56.6	59.1	58.8	59.8	61.3	60.4	59.0	56.5
Top Speed [km/h]	66.1	66.3	60.4	59.3	61.8	59.9	60.7	62.0	61.0	60.1	58.2
Avg. Dist. to Rail [m]	6.0	1.0	0.5	0.6	0.6	1.3	0.6	1.1	0.6	1.3	1.5
Avg. Stride Freq. [Hz]	2.3	2.2	2.2	2.1	2.1	2.1	2.1	2.2	2.2	2.2	2.2
Avg. Stride Length [m]	6.5	8.0	7.7	7.6	7.7	7.8	7.8	7.8	7.5	7.4	7.3



- [ ] Ranking at each section and finish
- .-.- No data available at this section
- NA No data available



Horse/Jockey Name	The Driller
Final Rank	12
Fastest Section Time (Section)	0:11.35 (2000m)
Top Speed [km/h] (Section)	65.5 (2000m)
Race State	Finished



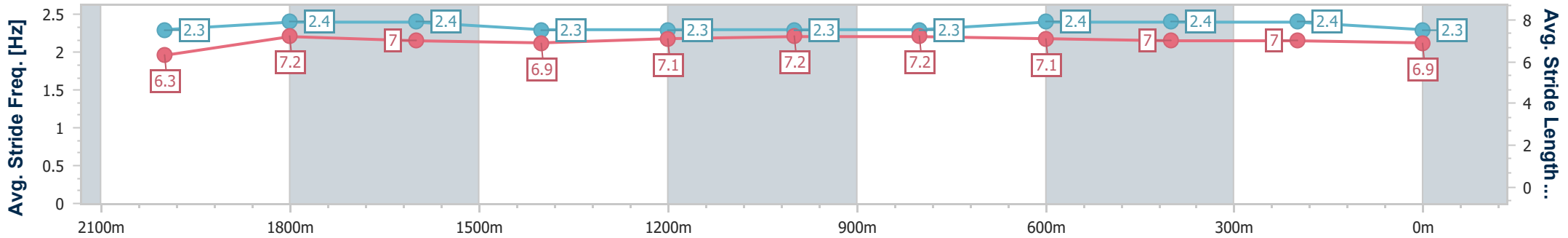
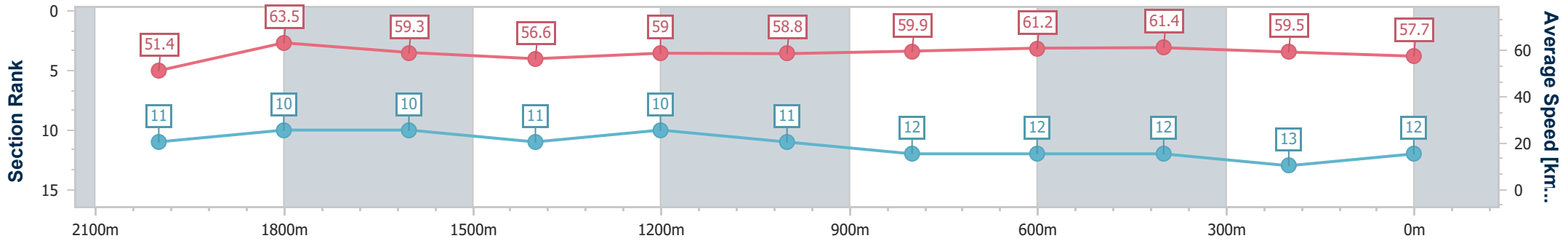
Aquis Park Gold Coast QLD Professional  
Race 1: QUEENSLAND MAGIC MILLIONS SUBZERO - 2200m



17 January 2025 - 17:30

Track Rating: Soft 5, Weather: Overcast, Rail Position: +0.5m 800m-400m; True Remainder

Section	Overall	2000m	1800m	1600m	1400m	1200m	1000m	800m	600m	400m	200m
Section Times	2:14.83 [12] (0:14.03)	2:00.80 [11] (0:11.35)	1:49.45 [10] (0:12.11)	1:37.34 [10] (0:12.77)	1:24.57 [11] (0:12.19)	1:12.38 [10] (0:12.25)	1:00.13 [11] (0:12.07)	0:48.06 [12] (0:11.80)	0:36.26 [12] (0:11.70)	0:24.56 [12] (0:12.10)	0:12.46 [13] (0:12.46)
Average Speed [km/h]	51.4	63.5	59.3	56.6	59.0	58.8	59.9	61.2	61.4	59.5	57.7
Top Speed [km/h]	65.1	65.5	61.1	59.9	60.4	61.6	62.5	62.8	63.2	61.4	58.8
Avg. Dist. to Rail [m]	4.1	0.2	0.3	0.6	1.0	1.8	1.1	1.1	0.5	1.0	3.4
Avg. Stride Freq. [Hz]	2.3	2.4	2.4	2.3	2.3	2.3	2.3	2.4	2.4	2.4	2.3
Avg. Stride Length [m]	6.3	7.2	7.0	6.9	7.1	7.2	7.2	7.1	7.0	7.0	6.9



- [ ] Ranking at each section and finish
- .-.- No data available at this section
- NA No data available





Horse/Jockey Name	Coney Island Baby
Final Rank	13
Fastest Section Time (Section)	0:11.10 (2000m)
Top Speed [km/h] (Section)	67.1 (Overall)
Race State	Finished



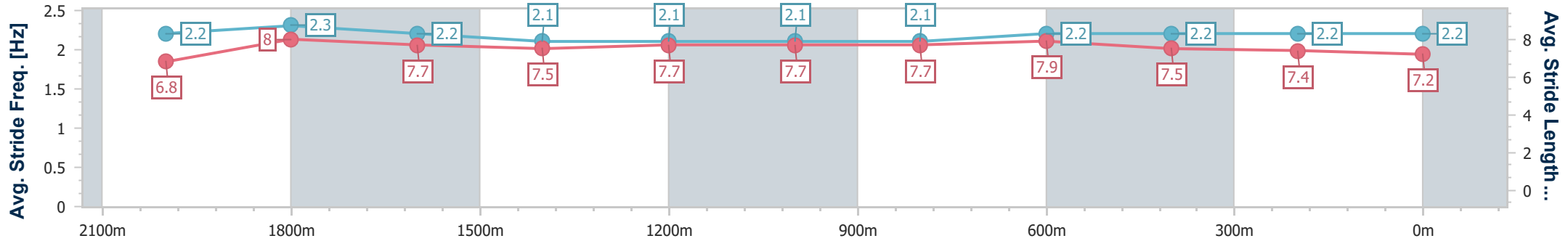
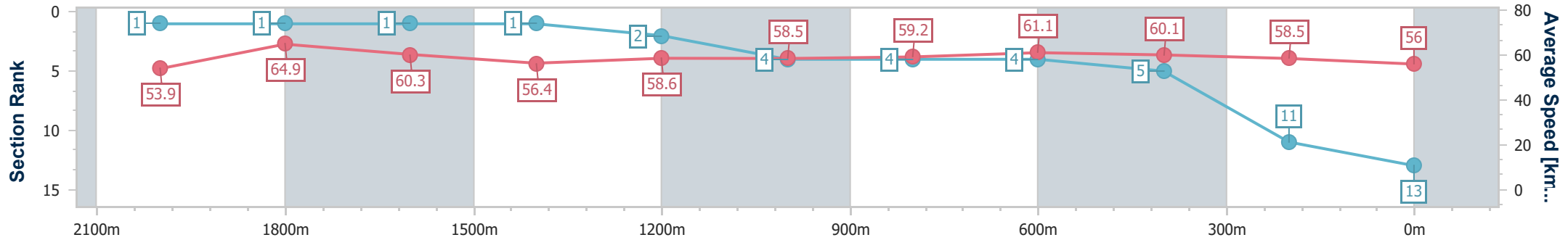
Aquis Park Gold Coast QLD Professional  
 Race 1: QUEENSLAND MAGIC MILLIONS SUBZERO - 2200m



17 January 2025 - 17:30

Track Rating: Soft 5, Weather: Overcast, Rail Position: +0.5m 800m-400m; True Remainder

Section	Overall	2000m	1800m	1600m	1400m	1200m	1000m	800m	600m	400m	200m
Section Times	2:14.86 [13] (0:13.34)	2:01.52 [1] (0:11.10)	1:50.42 [1] (0:11.93)	1:38.49 [1] (0:12.83)	1:25.66 [1] (0:12.30)	1:13.36 [2] (0:12.28)	1:01.08 [4] (0:12.20)	0:48.88 [4] (0:11.78)	0:37.10 [4] (0:11.93)	0:25.17 [5] (0:12.33)	0:12.84 [11] (0:12.84)
Average Speed [km/h]	53.9	64.9	60.3	56.4	58.6	58.5	59.2	61.1	60.1	58.5	56.0
Top Speed [km/h]	67.1	66.3	61.9	58.6	60.3	60.1	59.9	62.0	60.6	59.0	57.3
Avg. Dist. to Rail [m]	0.8	0.4	0.3	1.0	0.7	1.0	0.4	0.3	0.6	0.4	0.4
Avg. Stride Freq. [Hz]	2.2	2.3	2.2	2.1	2.1	2.1	2.1	2.2	2.2	2.2	2.2
Avg. Stride Length [m]	6.8	8.0	7.7	7.5	7.7	7.7	7.7	7.9	7.5	7.4	7.2



- [ ] Ranking at each section and finish
- .-.- No data available at this section
- NA No data available



Horse/Jockey Name	Loch Eagle
Final Rank	14
Fastest Section Time (Section)	0:11.51 (2000m)
Top Speed [km/h] (Section)	64.1 (Overall)
Race State	Finished

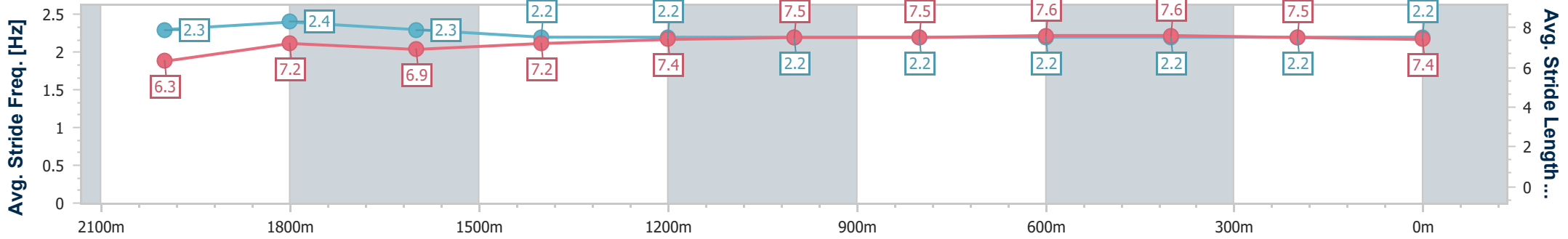
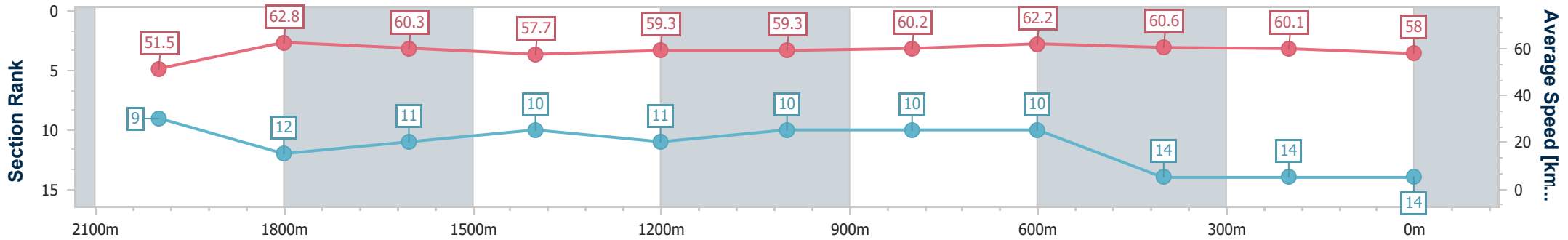


Aquis Park Gold Coast QLD Professional  
 Race 1: QUEENSLAND MAGIC MILLIONS SUBZERO - 2200m



17 January 2025 - 17:30  
 Track Rating: Soft 5, Weather: Overcast, Rail Position: +0.5m 800m-400m; True Remainder

Section	Overall	2000m	1800m	1600m	1400m	1200m	1000m	800m	600m	400m	200m
Section Times	2:14.97 [14] (0:13.99)	2:00.98 [9] (0:11.51)	1:49.47 [12] (0:12.10)	1:37.37 [11] (0:12.65)	1:24.72 [10] (0:12.26)	1:12.46 [11] (0:12.11)	1:00.35 [10] (0:12.11)	0:48.24 [10] (0:11.75)	0:36.49 [10] (0:12.05)	0:24.44 [14] (0:12.03)	0:12.41 [14] (0:12.41)
Average Speed [km/h]	51.5	62.8	60.3	57.7	59.3	59.3	60.2	62.2	60.6	60.1	58.0
Top Speed [km/h]	64.1	63.9	61.6	59.8	60.3	60.9	62.2	63.1	61.1	61.1	59.6
Avg. Dist. to Rail [m]	9.8	1.8	2.6	3.0	3.4	3.5	2.5	3.1	2.9	2.1	3.8
Avg. Stride Freq. [Hz]	2.3	2.4	2.3	2.2	2.2	2.2	2.2	2.2	2.2	2.2	2.2
Avg. Stride Length [m]	6.3	7.2	6.9	7.2	7.4	7.5	7.5	7.6	7.6	7.5	7.4



- [ ] Ranking at each section and finish
- .-.- No data available at this section
- NA No data available