



Aquis Park Gold Coast QLD Professional

Race 1: QUEENSLAND MAGIC MILLIONS SUBZERO - 2200m

17 January 2025 - 17:30



Track Rating: Soft 5, Weather: Overcast, Rail Position: +0.5m 800m-400m; True Remainder

Section		Overall											Last 600m	
Field Times		2:13.23											0:36.73	
		(0:13.34)											(0:11.69)	
Rank	TAB	Horse/Jockey	Barrier	Top Speed [km/h]	Fastest Section	2000m	1800m	1600m	1400m	1200m	1000m	Distance Travelled [m]		
1	11	ENCODER Tyler Schiller	2	65.7	0:11.18	2:13.23 [1]	1:59.50 [4]	1:48.18 [5]	1:36.15 [5]	1:23.38 [6]	1:11.07 [8]	0:58.77 [8]	0:34.91	
				2000m	600m	(0:13.73)	(0:11.32)	(0:12.03)	(0:12.77)	(0:12.31)	(0:12.30)	(0:11.96)		
2	5	BELVEDERE BOYS Blake Shinn	11	67.1	0:11.03	2:13.24 [2]	1:58.90 [14]	1:47.87 [9]	1:35.57 [12]	1:22.74 [12]	1:10.44 [13]	0:58.25 [13]	0:34.76	+14
				2000m	2000m	(0:14.34)	(0:11.03)	(0:12.30)	(0:12.83)	(0:12.30)	(0:12.19)	(0:11.74)		
3	4	MISS JOELENE James Orman	4	65.8	0:11.19	2:13.29 [3]	1:59.28 [10]	1:48.09 [8]	1:35.97 [8]	1:23.24 [8]	1:10.95 [9]	0:58.69 [9]	0:34.87	+15
				2000m	2000m	(0:14.01)	(0:11.19)	(0:12.12)	(0:12.73)	(0:12.29)	(0:12.26)	(0:11.93)		
4	6	TANNHAUSER Tommy Berry	14	65.1	0:11.36	2:13.77 [4]	2:00.00 [7]	1:48.64 [7]	1:36.59 [6]	1:24.15 [4]	1:12.32 [1]	1:00.04 [3]	0:36.36	+1822
				2000m	2000m	(0:13.77)	(0:11.36)	(0:12.05)	(0:12.44)	(0:11.83)	(0:12.28)	(0:11.94)		
5	3	GOLD BULLION Tim Clark	5	66.9	0:11.17	2:14.00 [5]	2:00.24 [6]	1:49.07 [4]	1:37.11 [4]	1:24.32 [5]	1:12.14 [6]	0:59.89 [6]	0:35.91	+12
				2000m	2000m	(0:13.76)	(0:11.17)	(0:11.96)	(0:12.79)	(0:12.18)	(0:12.25)	(0:12.11)		
6	13	GUZUMPED Robbie Dolan	3	65.0	0:11.37	2:14.08 [6]	2:00.33 [5]	1:48.96 [6]	1:36.89 [7]	1:24.17 [7]	1:11.95 [7]	0:59.76 [7]	0:36.05	+21
				2000m	2000m	(0:13.75)	(0:11.37)	(0:12.07)	(0:12.72)	(0:12.22)	(0:12.19)	(0:12.01)		
7	12	WAVERLEY Damien Thornton	10	65.1	0:11.35	2:14.14 [7]	1:59.90 [12]	1:48.34 [14]	1:36.07 [14]	1:23.43 [14]	1:11.19 [14]	0:58.92 [14]	0:35.26	+20
				Overall	600m	(0:14.24)	(0:11.56)	(0:12.27)	(0:12.64)	(0:12.24)	(0:12.27)	(0:11.88)		
8	2	SKY LAB Vlad Duric	9	65.5	0:11.41	2:14.30 [8]	2:00.34 [8]	1:48.91 [11]	1:36.88 [9]	1:24.24 [9]	1:12.58 [4]	1:01.17 [1]	0:37.80	+20
				1200m	1200m	(0:13.96)	(0:11.43)	(0:12.03)	(0:12.64)	(0:11.66)	(0:11.41)	(0:11.69)		
9	9	BACIO DEL MIST Kerrin McEvoy	8	64.6	0:11.38	2:14.33 [9]	2:00.01 [13]	1:48.63 [13]	1:36.48 [13]	1:23.79 [13]	1:11.54 [12]	0:59.41 [12]	0:35.50	+17
				2000m	2000m	(0:14.32)	(0:11.38)	(0:12.15)	(0:12.69)	(0:12.25)	(0:12.13)	(0:11.97)		
10	8	WAPITI Nikita Beriman	12	67.3	0:11.04	2:14.43 [10]	2:01.02 [2]	1:49.98 [2]	1:37.86 [2]	1:25.10 [2]	1:12.91 [3]	1:00.84 [2]	0:36.91	+18
				2000m	2000m	(0:13.41)	(0:11.04)	(0:12.12)	(0:12.76)	(0:12.19)	(0:12.07)	(0:12.04)		

Scratched: North Terrace (#10)

[] Ranking at each section and finish
 -:-:- No data available at this section
 NA No data available

SCN Saddle cloth number
 DNF Did not finish
 DNT Did not track



Aquis Park Gold Coast QLD Professional

Race 1: QUEENSLAND MAGIC MILLIONS SUBZERO - 2200m



17 January 2025 - 17:30

Track Rating: Soft 5, Weather: Overcast, Rail Position: +0.5m 800m-400m; True Remainder

Section		Overall	2000m	1800m	1600m	1400m	1200m	1000m	Last 600m					
Field Times		2:13.23 (0:13.34)	1:59.89 (0:11.10)	1:48.79 (0:11.93)	1:36.86 (0:12.83)	1:24.03 (0:12.25)	1:11.78 (0:11.68)	1:00.10 (0:11.69)	0:36.73					
Rank	TAB Horse/Jockey	Barrier	Top Speed [km/h]	Fastest Section										Distance Travelled [m]
11	7 SO UNITED Angela Jones	7	66.3 2000m	0:11.12 2000m	2:14.66 [11] (0:13.65)	2:01.01 [3] (0:11.12)	1:49.89 [3] (0:12.05)	1:37.84 [3] (0:12.71)	1:25.13 [3] (0:12.19)	1:12.94 [5] (0:12.22)	1:00.72 [5] (0:12.08)	0:36.88	+15	
12	14 THE DRILLER Tahlia Fenlon	6	65.5 2000m	0:11.35 2000m	2:14.83 [12] (0:14.03)	2:00.80 [11] (0:11.35)	1:49.45 [10] (0:12.11)	1:37.34 [10] (0:12.77)	1:24.57 [11] (0:12.19)	1:12.38 [10] (0:12.25)	1:00.13 [11] (0:12.07)	0:36.26	+16	
13	15 CONEY ISLAND BABY Cejay Graham	1	67.1 Overall	0:11.10 2000m	2:14.86 [13] (0:13.34)	2:01.52 [1] (0:11.10)	1:50.42 [1] (0:11.93)	1:38.49 [1] (0:12.83)	1:25.66 [1] (0:12.30)	1:13.36 [2] (0:12.28)	1:01.08 [4] (0:12.20)	0:37.10	+14	
14	1 LOCH EAGLE Jason Collett	13	64.1 Overall	0:11.51 2000m	2:14.97 [14] (0:13.99)	2:00.98 [9] (0:11.51)	1:49.47 [12] (0:12.10)	1:37.37 [11] (0:12.65)	1:24.72 [10] (0:12.26)	1:12.46 [11] (0:12.11)	1:00.35 [10] (0:12.11)	0:36.49	+31	

Scratched: North Terrace (#10)



Aquis Park Gold Coast QLD Professional

Race 1: QUEENSLAND MAGIC MILLIONS SUBZERO - 2200m



17 January 2025 - 17:30

Track Rating: Soft 5, Weather: Overcast, Rail Position: +0.5m 800m-400m; True Remainder

Section										Last 600m		
Field Times		800m	600m	400m	200m							
		0:48.41 (0:11.68)	0:36.73 (0:12.14)	0:24.59 (0:12.57)	0:12.02 (0:12.02)							0:36.73
Rank	TAB	Horse/Jockey	Barrier	Top Speed [km/h]	Fastest Section					Margin	Distance Travelled [m]	
1	11	ENCODER Tyler Schiller	2	65.7 2000m	0:11.18 600m	0:46.81 [8] (0:11.90)	0:34.91 [8] (0:11.18)	0:23.73 [4] (0:11.74)	0:11.99 [3] (0:11.99)	2:13.23	0:34.91	
2	5	BELVEDERE BOYS Blake Shinn	11	67.1 2000m	0:11.03 2000m	0:46.51 [11] (0:11.75)	0:34.76 [11] (0:11.32)	0:23.44 [7] (0:11.63)	0:11.81 [5] (0:11.81)	0.1L	0:34.76	+14
3	4	MISS JOELENE James Orman	4	65.8 2000m	0:11.19 2000m	0:46.76 [9] (0:11.89)	0:34.87 [9] (0:11.53)	0:23.34 [9] (0:11.38)	0:11.96 [4] (0:11.96)	0.3L	0:34.87	+15
4	6	TANHAUSER Tommy Berry	14	65.1 2000m	0:11.36 2000m	0:48.10 [3] (0:11.74)	0:36.36 [2] (0:11.72)	0:24.64 [2] (0:12.08)	0:12.56 [1] (0:12.56)	3.1L	0:36.36	+1822
5	3	GOLD BULLION Tim Clark	5	66.9 2000m	0:11.17 2000m	0:47.78 [6] (0:11.87)	0:35.91 [7] (0:11.76)	0:24.15 [8] (0:11.81)	0:12.34 [7] (0:12.34)	4.4L	0:35.91	+12
6	13	GUZUMPED Robbie Dolan	3	65.0 2000m	0:11.37 2000m	0:47.75 [7] (0:11.70)	0:36.05 [6] (0:12.03)	0:24.02 [10] (0:11.88)	0:12.14 [8] (0:12.14)	4.8L	0:36.05	+21
7	12	WAVERLEY Damien Thornton	10	65.1 Overall	0:11.35 600m	0:47.04 [14] (0:11.78)	0:35.26 [14] (0:11.35)	0:23.91 [11] (0:11.76)	0:12.15 [10] (0:12.15)	5.1L	0:35.26	+20
8	2	SKY LAB Vlad Duric	9	65.5 1200m	0:11.41 1200m	0:49.48 [1] (0:11.68)	0:37.80 [1] (0:12.14)	0:25.66 [1] (0:12.60)	0:13.06 [2] (0:13.06)	5.9L	0:37.80	+20
9	9	BACIO DEL MIST Kerrin McEvoy	8	64.6 2000m	0:11.38 2000m	0:47.44 [13] (0:11.94)	0:35.50 [13] (0:11.62)	0:23.88 [13] (0:11.71)	0:12.17 [12] (0:12.17)	6.1L	0:35.50	+17
10	8	WAPITI Nikita Beriman	12	67.3 2000m	0:11.04 2000m	0:48.80 [2] (0:11.89)	0:36.91 [3] (0:11.98)	0:24.93 [3] (0:12.15)	0:12.78 [6] (0:12.78)	6.6L	0:36.91	+18

Scratched: North Terrace (#10)

Report Created: Fri 17 January 2025 21:04 GMT+1 (Note: Timing is based on position data)

Page 3/18

[] Ranking at each section and finish
 -:-:- No data available at this section
 NA No data available

SCN Saddle cloth number
 DNF Did not finish
 DNT Did not track

data processed by TRIPLESDATA



Aquis Park Gold Coast QLD Professional
Race 1: QUEENSLAND MAGIC MILLIONS SUBZERO - 2200m
17 January 2025 - 17:30



Track Rating: Soft 5, Weather: Overcast, Rail Position: +0.5m 800m-400m; True Remainder

Section				800m	600m	400m	200m			Last 600m	
Field Times				0:48.41 (0:11.68)	0:36.73 (0:12.14)	0:24.59 (0:12.57)	0:12.02 (0:12.02)			0:36.73	
Rank	TAB	Horse/Jockey	Barrier	Top Speed [km/h]	Fastest Section	Margin				Distance Travelled [m]	
11	7	SO UNITED Angela Jones	7	66.3 2000m	0:11.12 2000m	0:48.64 [5] (0:11.76)	0:36.88 [5] (0:11.94)	0:24.94 [6] (0:12.23)	0:12.71 [9] (0:12.71)	7.9L	0:36.88 +15
12	14	THE DRILLER Tahlia Fenlon	6	65.5 2000m	0:11.35 2000m	0:48.06 [12] (0:11.80)	0:36.26 [12] (0:11.70)	0:24.56 [12] (0:12.10)	0:12.46 [13] (0:12.46)	8.9L	0:36.26 +16
13	15	CONEY ISLAND BABY Cejay Graham	1	67.1 Overall	0:11.10 2000m	0:48.88 [4] (0:11.78)	0:37.10 [4] (0:11.93)	0:25.17 [5] (0:12.33)	0:12.84 [11] (0:12.84)	9.1L	0:37.10 +14
14	1	LOCH EAGLE Jason Collett	13	64.1 Overall	0:11.51 2000m	0:48.24 [10] (0:11.75)	0:36.49 [10] (0:12.05)	0:24.44 [14] (0:12.03)	0:12.41 [14] (0:12.41)	9.6L	0:36.49 +31

Scratched: North Terrace (#10)

[] Ranking at each section and finish
 -:-:-:- No data available at this section
 NA No data available

SCN Saddle cloth number
 DNF Did not finish
 DNT Did not track



Horse/Jockey Name	Encoder
Final Rank	1
Fastest Section Time (Section)	0:11.18 (600m)
Top Speed [km/h] (Section)	65.7 (2000m)
Race State	Finished

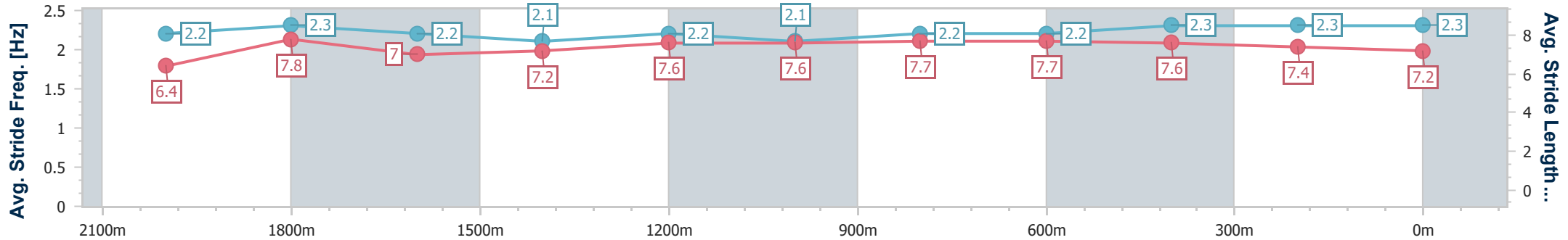
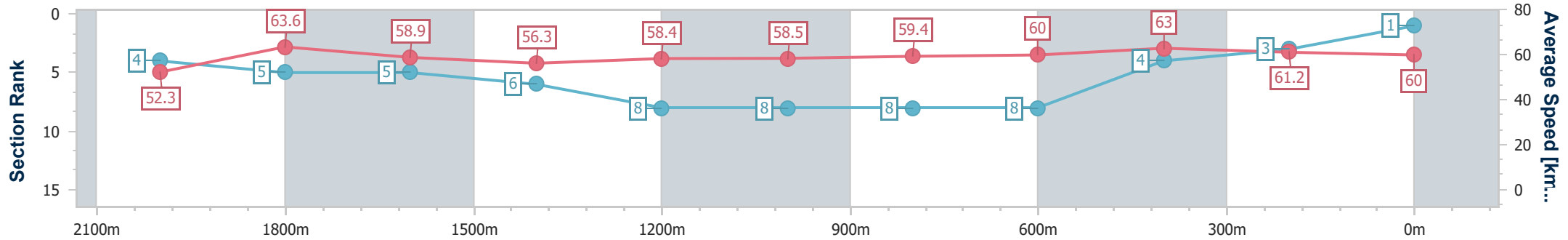


Aquis Park Gold Coast QLD Professional
 Race 1: QUEENSLAND MAGIC MILLIONS SUBZERO - 2200m



17 January 2025 - 17:30
 Track Rating: Soft 5, Weather: Overcast, Rail Position: +0.5m 800m-400m; True Remainder

Section	Overall	2000m	1800m	1600m	1400m	1200m	1000m	800m	600m	400m	200m		
Section Times	2:13.23 [1] (0:13.73)	1:59.50 [4] (0:11.32)	1:48.18 [5] (0:12.03)	1:36.15 [5] (0:12.77)	1:23.38 [6] (0:12.31)	1:11.07 [8] (0:12.30)	0:58.77 [8] (0:11.96)	0:46.81 [8] (0:11.90)	0:34.91 [8] (0:11.18)	0:23.73 [4] (0:11.74)	0:11.99 [3] (0:11.99)		
Average Speed [km/h]	52.3	63.6	58.9	56.3	58.4	58.5	59.4	60.0	63.0	61.2	60.0		
Top Speed [km/h]	65.1	65.7	60.1	59.4	60.4	60.7	60.5	62.1	64.0	61.7	61.1		
Avg. Dist. to Rail [m]	1.3	1.2	2.1	0.8	0.7	1.0	2.1	2.6	3.7	1.8	0.1		
Avg. Stride Freq. [Hz]	2.2	2.3	2.2	2.1	2.2	2.1	2.2	2.2	2.3	2.3	2.3		
Avg. Stride Length [m]	6.4	7.8	7.0	7.2	7.6	7.6	7.7	7.7	7.6	7.4	7.2		



- [] Ranking at each section and finish
- .-.- No data available at this section
- NA No data available



Horse/Jockey Name	Belvedere Boys
Final Rank	2
Fastest Section Time (Section)	0:11.03 (2000m)
Top Speed [km/h] (Section)	67.1 (2000m)
Race State	Finished

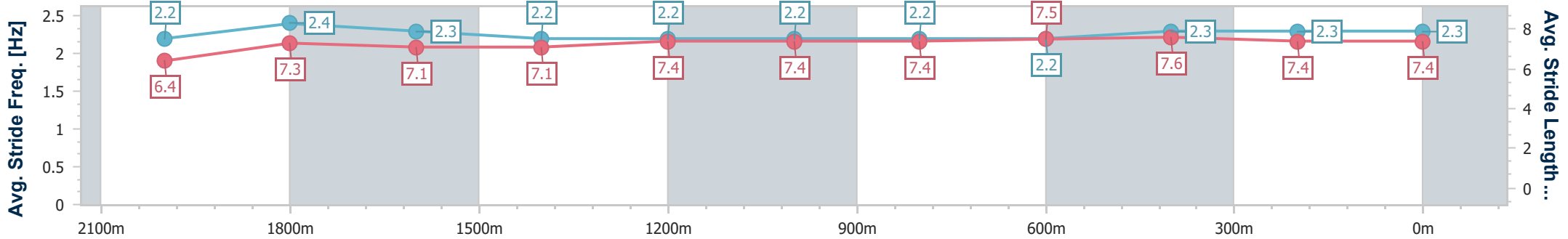
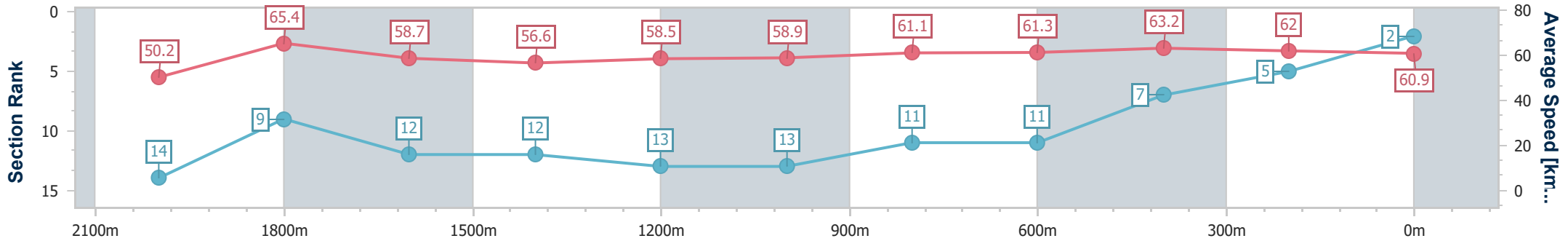


Aquis Park Gold Coast QLD Professional
Race 1: QUEENSLAND MAGIC MILLIONS SUBZERO - 2200m



17 January 2025 - 17:30
Track Rating: Soft 5, Weather: Overcast, Rail Position: +0.5m 800m-400m; True Remainder

Section	Overall	2000m	1800m	1600m	1400m	1200m	1000m	800m	600m	400m	200m
Section Times	2:13.24 [2] (0:14.34)	1:58.90 [14] (0:11.03)	1:47.87 [9] (0:12.30)	1:35.57 [12] (0:12.83)	1:22.74 [12] (0:12.30)	1:10.44 [13] (0:12.19)	0:58.25 [13] (0:11.74)	0:46.51 [11] (0:11.75)	0:34.76 [11] (0:11.32)	0:23.44 [7] (0:11.63)	0:11.81 [5] (0:11.81)
Average Speed [km/h]	50.2	65.4	58.7	56.6	58.5	58.9	61.1	61.3	63.2	62.0	60.9
Top Speed [km/h]	66.3	67.1	60.7	60.2	60.8	60.9	63.7	63.0	64.6	63.6	61.3
Avg. Dist. to Rail [m]	5.6	0.4	0.6	1.3	0.5	0.4	0.6	0.5	0.9	0.6	1.0
Avg. Stride Freq. [Hz]	2.2	2.4	2.3	2.2	2.2	2.2	2.2	2.2	2.3	2.3	2.3
Avg. Stride Length [m]	6.4	7.3	7.1	7.1	7.4	7.4	7.4	7.5	7.6	7.4	7.4



- [] Ranking at each section and finish
- .-.- No data available at this section
- NA No data available



Horse/Jockey Name	Miss Joelene
Final Rank	3
Fastest Section Time (Section)	0:11.19 (2000m)
Top Speed [km/h] (Section)	65.8 (2000m)
Race State	Finished

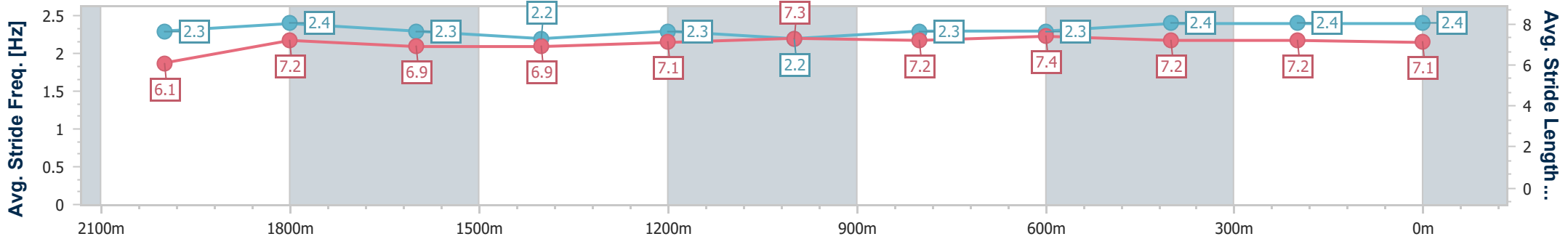
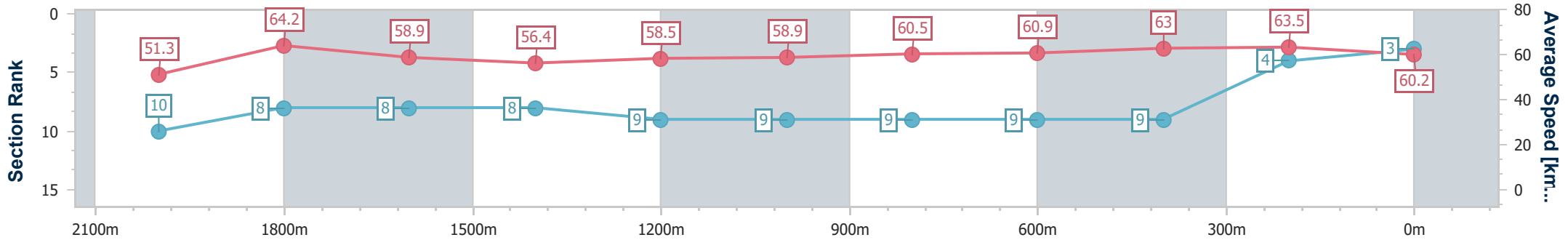


Aquis Park Gold Coast QLD Professional
 Race 1: QUEENSLAND MAGIC MILLIONS SUBZERO - 2200m



17 January 2025 - 17:30
 Track Rating: Soft 5, Weather: Overcast, Rail Position: +0.5m 800m-400m; True Remainder

Section	Overall	2000m	1800m	1600m	1400m	1200m	1000m	800m	600m	400m	200m		
Section Times	2:13.29 [3] (0:14.01)	1:59.28 [10] (0:11.19)	1:48.09 [8] (0:12.12)	1:35.97 [8] (0:12.73)	1:23.24 [8] (0:12.29)	1:10.95 [9] (0:12.26)	0:58.69 [9] (0:11.93)	0:46.76 [9] (0:11.89)	0:34.87 [9] (0:11.53)	0:23.34 [9] (0:11.38)	0:11.96 [4] (0:11.96)		
Average Speed [km/h]	51.3	64.2	58.9	56.4	58.5	58.9	60.5	60.9	63.0	63.5	60.2		
Top Speed [km/h]	64.7	65.8	60.1	59.4	60.6	61.2	62.3	61.9	64.4	64.6	62.4		
Avg. Dist. to Rail [m]	2.7	1.0	1.6	0.7	0.7	0.7	1.0	1.4	1.4	2.2	3.4		
Avg. Stride Freq. [Hz]	2.3	2.4	2.3	2.2	2.3	2.2	2.3	2.3	2.4	2.4	2.4		
Avg. Stride Length [m]	6.1	7.2	6.9	6.9	7.1	7.3	7.2	7.4	7.2	7.2	7.1		



- [] Ranking at each section and finish
- .-.- No data available at this section
- NA No data available



Horse/Jockey Name	Tannhauser
Final Rank	4
Fastest Section Time (Section)	0:11.36 (2000m)
Top Speed [km/h] (Section)	65.1 (2000m)
Race State	Finished

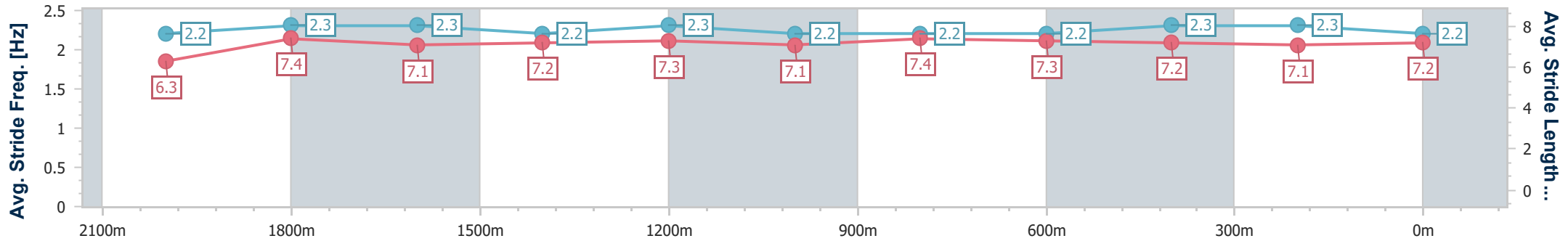
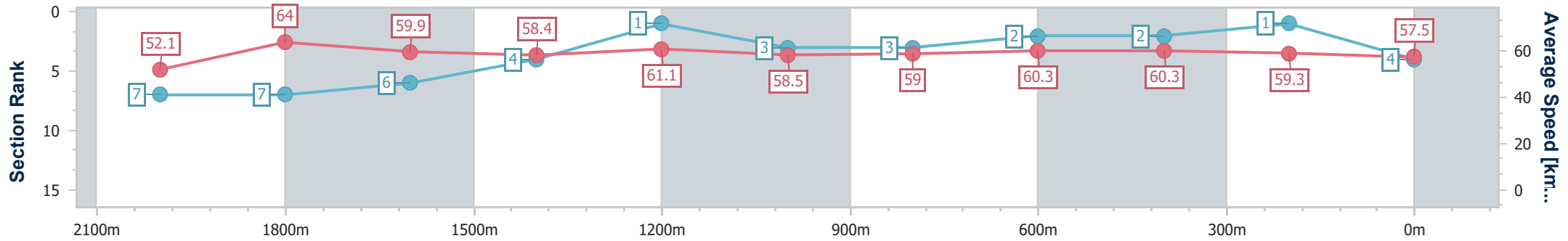


Aquis Park Gold Coast QLD Professional
 Race 1: QUEENSLAND MAGIC MILLIONS SUBZERO - 2200m



17 January 2025 - 17:30
 Track Rating: Soft 5, Weather: Overcast, Rail Position: +0.5m 800m-400m; True Remainder

Section	Overall	2000m	1800m	1600m	1400m	1200m	1000m	800m	600m	400m	200m
Section Times	2:13.77 [4] (0:13.77)	2:00.00 [7] (0:11.36)	1:48.64 [7] (0:12.05)	1:36.59 [6] (0:12.44)	1:24.15 [4] (0:11.83)	1:12.32 [1] (0:12.28)	1:00.04 [3] (0:11.94)	0:48.10 [3] (0:11.74)	0:36.36 [2] (0:11.72)	0:24.64 [2] (0:12.08)	0:12.56 [1] (0:12.56)
Average Speed [km/h]	52.1	64.0	59.9	58.4	61.1	58.5	59.0	60.3	60.3	59.3	57.5
Top Speed [km/h]	63.6	65.1	61.7	60.1	62.9	59.8	60.0	61.0	60.7	60.5	58.9
Avg. Dist. to Rail [m]	11.9	2.5	1.5	1.9	0.9	0.2	3.7	4.4	3.4	2.1	0.6
Avg. Stride Freq. [Hz]	2.2	2.3	2.3	2.2	2.3	2.2	2.2	2.2	2.3	2.3	2.2
Avg. Stride Length [m]	6.3	7.4	7.1	7.2	7.3	7.1	7.4	7.3	7.2	7.1	7.2



- [] Ranking at each section and finish
- .-.- No data available at this section
- NA No data available



Horse/Jockey Name	Gold Bullion
Final Rank	5
Fastest Section Time (Section)	0:11.17 (2000m)
Top Speed [km/h] (Section)	66.9 (2000m)
Race State	Finished

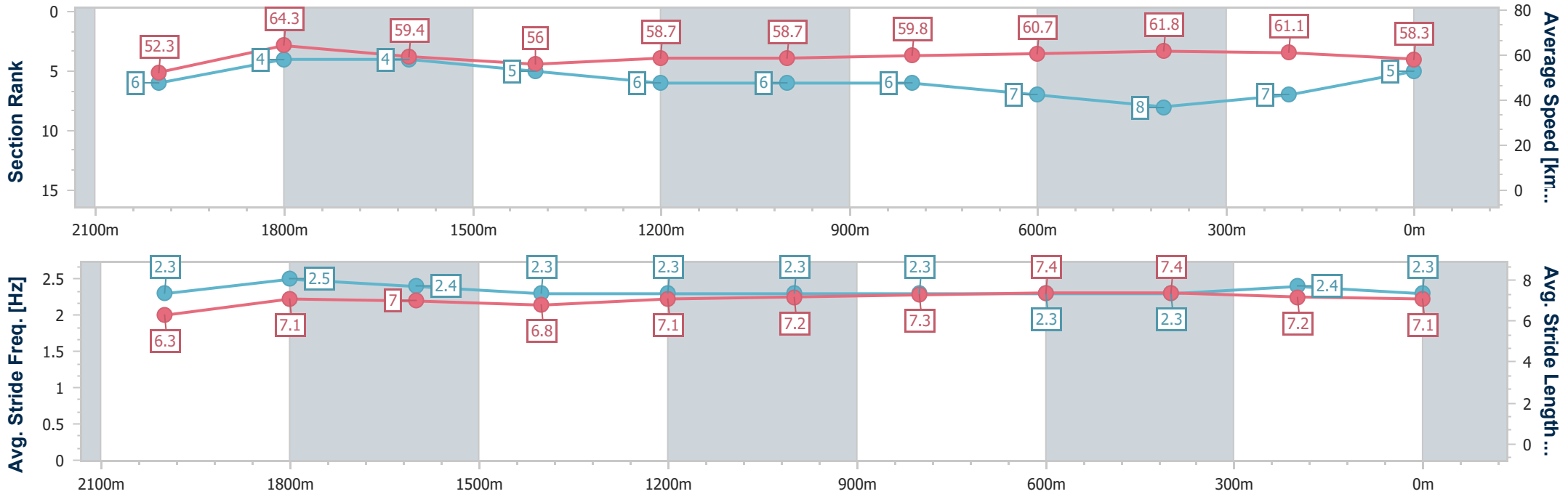


Aquis Park Gold Coast QLD Professional
 Race 1: QUEENSLAND MAGIC MILLIONS SUBZERO - 2200m



17 January 2025 - 17:30
 Track Rating: Soft 5, Weather: Overcast, Rail Position: +0.5m 800m-400m; True Remainder

Section	Overall	2000m	1800m	1600m	1400m	1200m	1000m	800m	600m	400m	200m
Section Times	2:14.00 [5] (0:13.76)	2:00.24 [6] (0:11.17)	1:49.07 [4] (0:11.96)	1:37.11 [4] (0:12.79)	1:24.32 [5] (0:12.18)	1:12.14 [6] (0:12.25)	0:59.89 [6] (0:12.11)	0:47.78 [6] (0:11.87)	0:35.91 [7] (0:11.76)	0:24.15 [8] (0:11.81)	0:12.34 [7] (0:12.34)
Average Speed [km/h]	52.3	64.3	59.4	56.0	58.7	58.7	59.8	60.7	61.8	61.1	58.3
Top Speed [km/h]	64.6	66.9	60.8	59.0	60.7	60.3	60.4	61.9	62.7	63.8	58.9
Avg. Dist. to Rail [m]	4.4	1.1	2.3	1.3	0.9	0.5	0.5	0.9	1.8	3.0	3.4
Avg. Stride Freq. [Hz]	2.3	2.5	2.4	2.3	2.3	2.3	2.3	2.3	2.3	2.4	2.3
Avg. Stride Length [m]	6.3	7.1	7.0	6.8	7.1	7.2	7.3	7.4	7.4	7.2	7.1



- [] Ranking at each section and finish
- .-.- No data available at this section
- NA No data available



Horse/Jockey Name	Guzumped
Final Rank	6
Fastest Section Time (Section)	0:11.37 (2000m)
Top Speed [km/h] (Section)	65.0 (2000m)
Race State	Finished

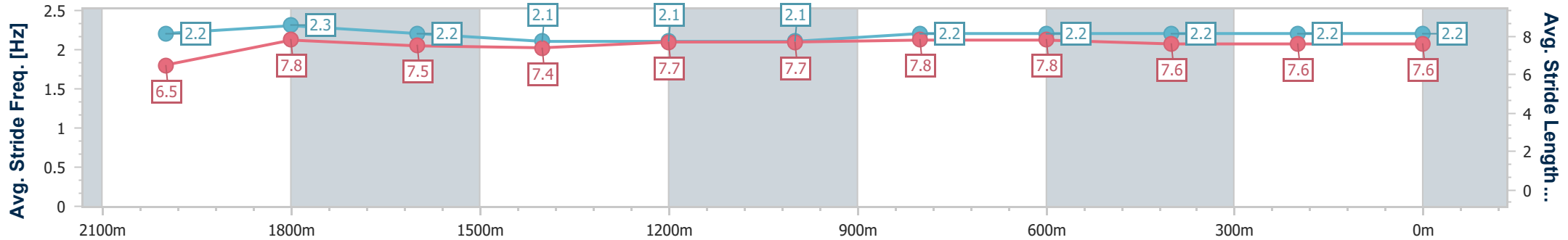
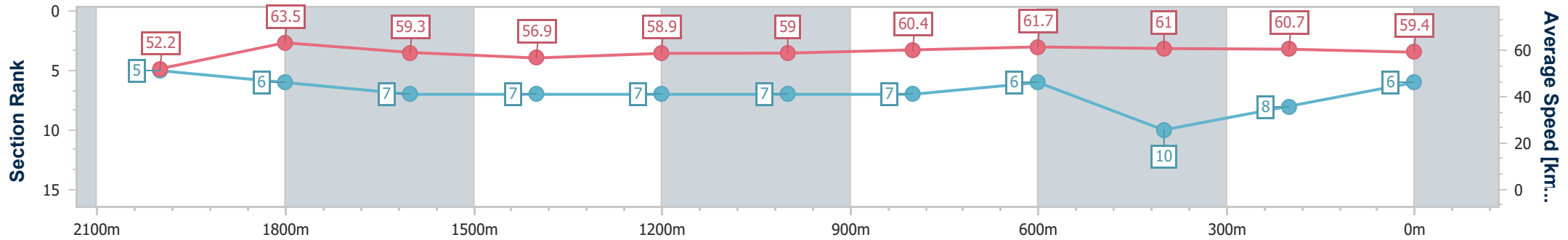


Aquis Park Gold Coast QLD Professional
Race 1: QUEENSLAND MAGIC MILLIONS SUBZERO - 2200m



17 January 2025 - 17:30
Track Rating: Soft 5, Weather: Overcast, Rail Position: +0.5m 800m-400m; True Remainder

Section	Overall	2000m	1800m	1600m	1400m	1200m	1000m	800m	600m	400m	200m
Section Times	2:14.08 [6] (0:13.75)	2:00.33 [5] (0:11.37)	1:48.96 [6] (0:12.07)	1:36.89 [7] (0:12.72)	1:24.17 [7] (0:12.22)	1:11.95 [7] (0:12.19)	0:59.76 [7] (0:12.01)	0:47.75 [7] (0:11.70)	0:36.05 [6] (0:12.03)	0:24.02 [10] (0:11.88)	0:12.14 [8] (0:12.14)
Average Speed [km/h]	52.2	63.5	59.3	56.9	58.9	59.0	60.4	61.7	61.0	60.7	59.4
Top Speed [km/h]	64.9	65.0	61.7	59.6	61.0	60.9	61.3	63.1	61.8	61.8	60.9
Avg. Dist. to Rail [m]	2.9	0.3	0.6	1.0	1.0	1.9	1.0	1.4	3.1	4.1	6.5
Avg. Stride Freq. [Hz]	2.2	2.3	2.2	2.1	2.1	2.1	2.2	2.2	2.2	2.2	2.2
Avg. Stride Length [m]	6.5	7.8	7.5	7.4	7.7	7.7	7.8	7.8	7.6	7.6	7.6



- [] Ranking at each section and finish
- .-.- No data available at this section
- NA No data available



Horse/Jockey Name	Waverley
Final Rank	7
Fastest Section Time (Section)	0:11.35 (600m)
Top Speed [km/h] (Section)	65.1 (Overall)
Race State	Finished

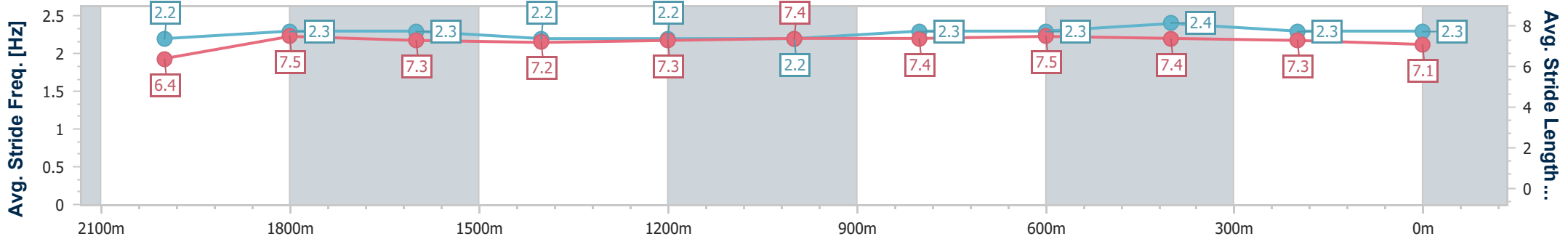
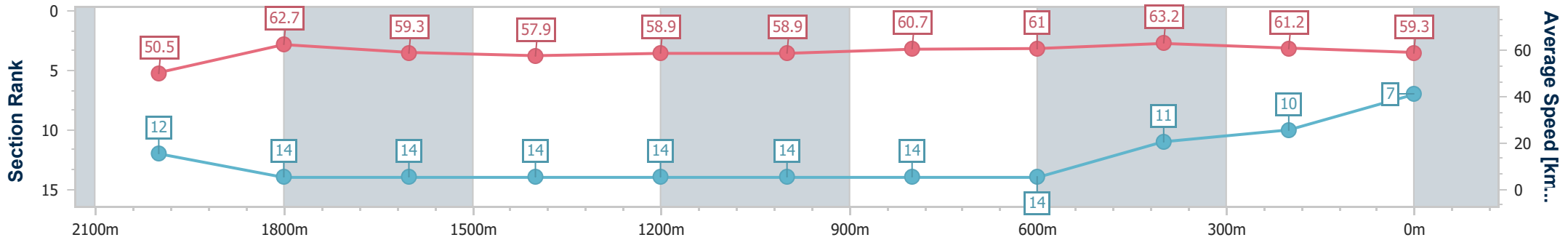


Aquis Park Gold Coast QLD Professional
 Race 1: QUEENSLAND MAGIC MILLIONS SUBZERO - 2200m



17 January 2025 - 17:30
 Track Rating: Soft 5, Weather: Overcast, Rail Position: +0.5m 800m-400m; True Remainder

Section	Overall	2000m	1800m	1600m	1400m	1200m	1000m	800m	600m	400m	200m
Section Times	2:14.14 [7] (0:14.24)	1:59.90 [12] (0:11.56)	1:48.34 [14] (0:12.27)	1:36.07 [14] (0:12.64)	1:23.43 [14] (0:12.24)	1:11.19 [14] (0:12.27)	0:58.92 [14] (0:11.88)	0:47.04 [14] (0:11.78)	0:35.26 [14] (0:11.35)	0:23.91 [11] (0:11.76)	0:12.15 [10] (0:12.15)
Average Speed [km/h]	50.5	62.7	59.3	57.9	58.9	58.9	60.7	61.0	63.2	61.2	59.3
Top Speed [km/h]	65.1	63.9	61.7	59.6	60.5	60.4	64.3	63.3	63.7	62.2	61.0
Avg. Dist. to Rail [m]	8.3	2.1	2.8	2.7	1.7	1.5	0.5	0.3	0.8	0.3	0.7
Avg. Stride Freq. [Hz]	2.2	2.3	2.3	2.2	2.2	2.2	2.3	2.3	2.4	2.3	2.3
Avg. Stride Length [m]	6.4	7.5	7.3	7.2	7.3	7.4	7.4	7.5	7.4	7.3	7.1



- [] Ranking at each section and finish
- .-.- No data available at this section
- NA No data available



Horse/Jockey Name	Sky Lab
Final Rank	8
Fastest Section Time (Section)	0:11.41 (1200m)
Top Speed [km/h] (Section)	65.5 (1200m)
Race State	Finished

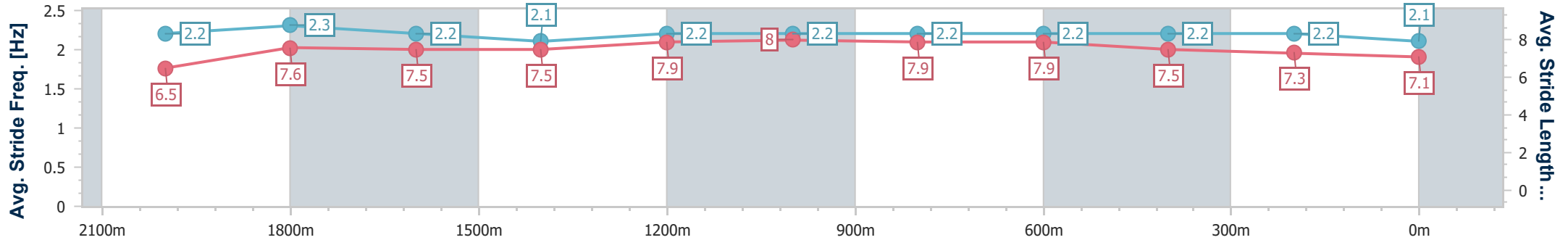
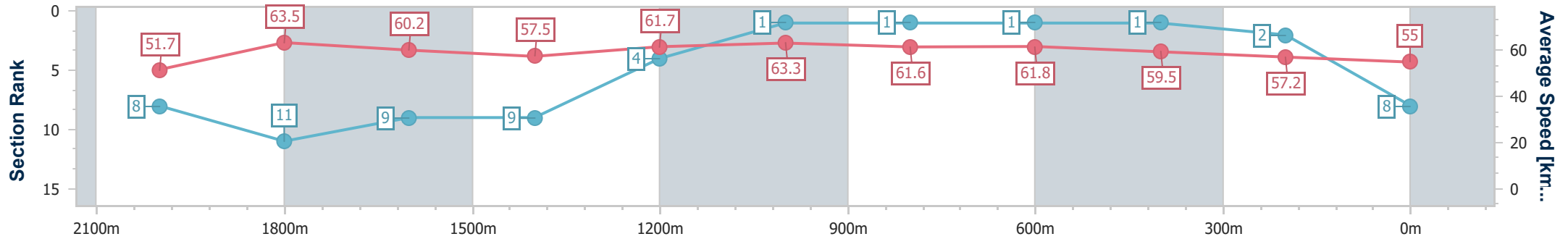


Aquis Park Gold Coast QLD Professional
 Race 1: QUEENSLAND MAGIC MILLIONS SUBZERO - 2200m



17 January 2025 - 17:30
 Track Rating: Soft 5, Weather: Overcast, Rail Position: +0.5m 800m-400m; True Remainder

Section	Overall	2000m	1800m	1600m	1400m	1200m	1000m	800m	600m	400m	200m
Section Times	2:14.30 [8] (0:13.96)	2:00.34 [8] (0:11.43)	1:48.91 [11] (0:12.03)	1:36.88 [9] (0:12.64)	1:24.24 [9] (0:11.66)	1:12.58 [4] (0:11.41)	1:01.17 [1] (0:11.69)	0:49.48 [1] (0:11.68)	0:37.80 [1] (0:12.14)	0:25.66 [1] (0:12.60)	0:13.06 [2] (0:13.06)
Average Speed [km/h]	51.7	63.5	60.2	57.5	61.7	63.3	61.6	61.8	59.5	57.2	55.0
Top Speed [km/h]	65.3	65.3	62.9	59.1	64.6	65.5	62.3	62.9	60.8	57.7	56.7
Avg. Dist. to Rail [m]	6.0	1.0	1.8	1.9	1.4	1.4	0.8	1.2	0.6	0.5	1.0
Avg. Stride Freq. [Hz]	2.2	2.3	2.2	2.1	2.2	2.2	2.2	2.2	2.2	2.2	2.1
Avg. Stride Length [m]	6.5	7.6	7.5	7.5	7.9	8.0	7.9	7.9	7.5	7.3	7.1



- [] Ranking at each section and finish
- .-.- No data available at this section
- NA No data available



Horse/Jockey Name	Bacio Del Mist
Final Rank	9
Fastest Section Time (Section)	0:11.38 (2000m)
Top Speed [km/h] (Section)	64.6 (2000m)
Race State	Finished

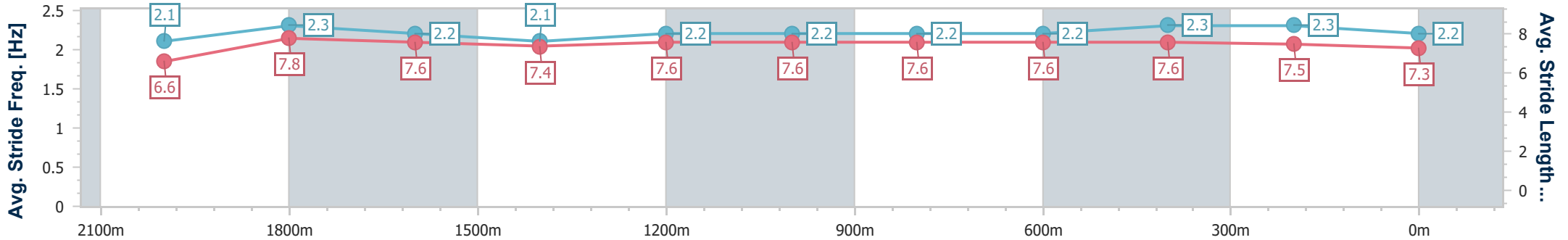
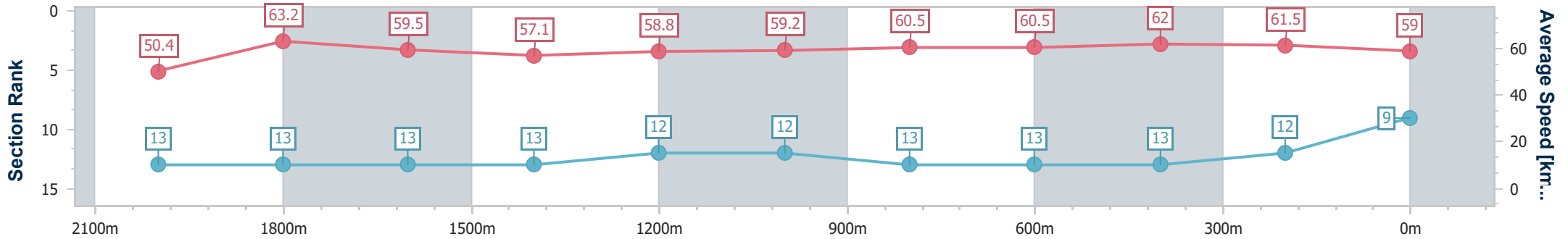


Aquis Park Gold Coast QLD Professional
 Race 1: QUEENSLAND MAGIC MILLIONS SUBZERO - 2200m



17 January 2025 - 17:30
 Track Rating: Soft 5, Weather: Overcast, Rail Position: +0.5m 800m-400m; True Remainder

Section	Overall	2000m	1800m	1600m	1400m	1200m	1000m	800m	600m	400m	200m
Section Times	2:14.33 [9] (0:14.32)	2:00.01 [13] (0:11.38)	1:48.63 [13] (0:12.15)	1:36.48 [13] (0:12.69)	1:23.79 [13] (0:12.25)	1:11.54 [12] (0:12.13)	0:59.41 [12] (0:11.97)	0:47.44 [13] (0:11.94)	0:35.50 [13] (0:11.62)	0:23.88 [13] (0:11.71)	0:12.17 [12] (0:12.17)
Average Speed [km/h]	50.4	63.2	59.5	57.1	58.8	59.2	60.5	60.5	62.0	61.5	59.0
Top Speed [km/h]	64.6	64.6	60.8	59.5	60.7	62.0	63.3	61.8	63.0	62.0	61.3
Avg. Dist. to Rail [m]	5.6	0.6	0.5	0.8	1.0	1.6	1.0	1.3	0.4	1.0	6.1
Avg. Stride Freq. [Hz]	2.1	2.3	2.2	2.1	2.2	2.2	2.2	2.2	2.3	2.3	2.2
Avg. Stride Length [m]	6.6	7.8	7.6	7.4	7.6	7.6	7.6	7.6	7.6	7.5	7.3



- [] Ranking at each section and finish
- .-.- No data available at this section
- NA No data available



Horse/Jockey Name	Wapiti
Final Rank	10
Fastest Section Time (Section)	0:11.04 (2000m)
Top Speed [km/h] (Section)	67.3 (2000m)
Race State	Finished

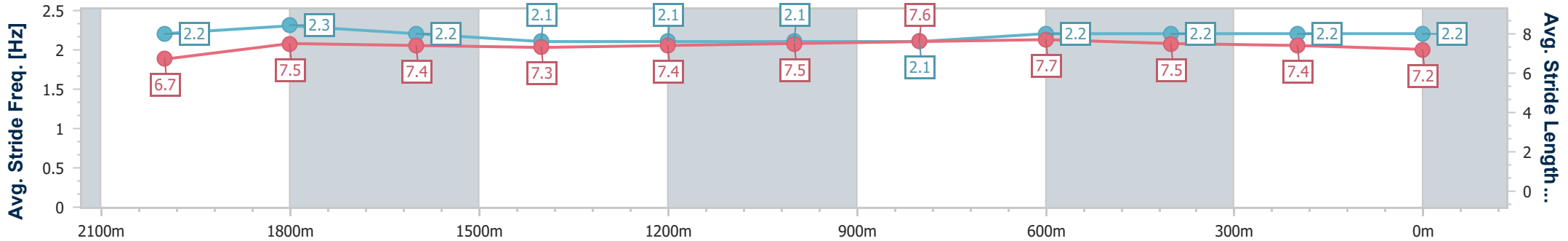
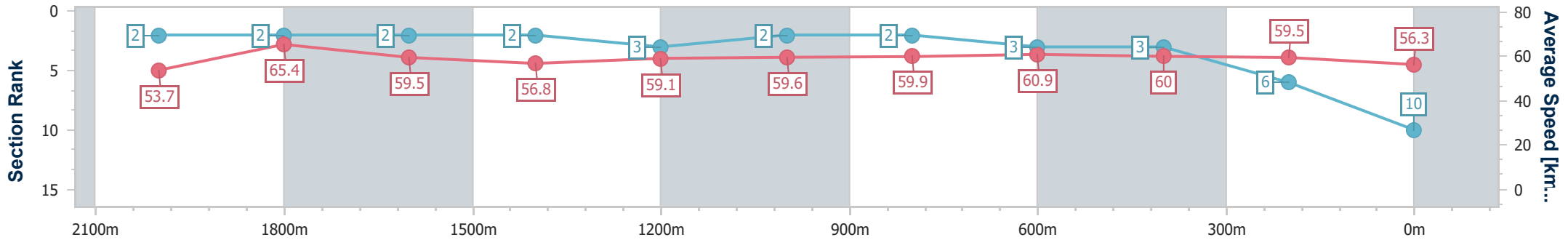


Aquis Park Gold Coast QLD Professional
Race 1: QUEENSLAND MAGIC MILLIONS SUBZERO - 2200m



17 January 2025 - 17:30
Track Rating: Soft 5, Weather: Overcast, Rail Position: +0.5m 800m-400m; True Remainder

Section	Overall	2000m	1800m	1600m	1400m	1200m	1000m	800m	600m	400m	200m
Section Times	2:14.43 [10] (0:13.41)	2:01.02 [2] (0:11.04)	1:49.98 [2] (0:12.12)	1:37.86 [2] (0:12.76)	1:25.10 [2] (0:12.19)	1:12.91 [3] (0:12.07)	1:00.84 [2] (0:12.04)	0:48.80 [2] (0:11.89)	0:36.91 [3] (0:11.98)	0:24.93 [3] (0:12.15)	0:12.78 [6] (0:12.78)
Average Speed [km/h]	53.7	65.4	59.5	56.8	59.1	59.6	59.9	60.9	60.0	59.5	56.3
Top Speed [km/h]	66.8	67.3	60.8	58.6	60.7	60.3	60.9	61.5	61.2	60.1	58.1
Avg. Dist. to Rail [m]	10.0	1.9	0.8	1.1	0.7	1.1	0.8	1.4	0.4	1.4	2.3
Avg. Stride Freq. [Hz]	2.2	2.3	2.2	2.1	2.1	2.1	2.1	2.2	2.2	2.2	2.2
Avg. Stride Length [m]	6.7	7.5	7.4	7.3	7.4	7.5	7.6	7.7	7.5	7.4	7.2



- [] Ranking at each section and finish
- .-.-.- No data available at this section
- NA No data available



Horse/Jockey Name	So United
Final Rank	11
Fastest Section Time (Section)	0:11.12 (2000m)
Top Speed [km/h] (Section)	66.3 (2000m)
Race State	Finished



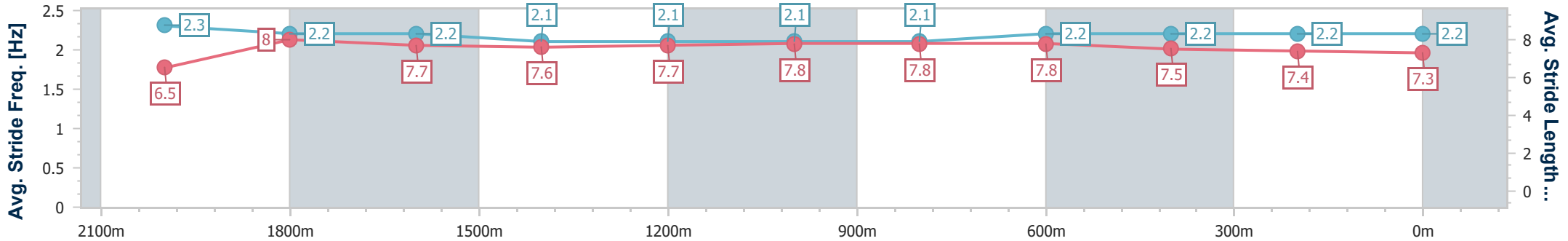
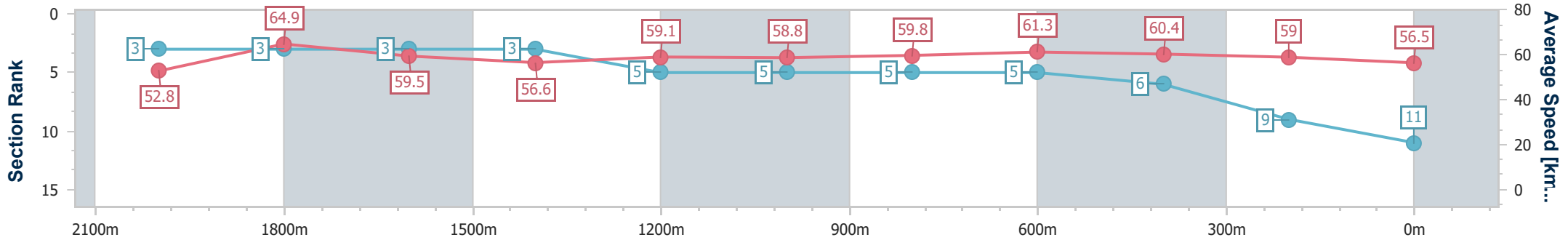
Aquis Park Gold Coast QLD Professional
 Race 1: QUEENSLAND MAGIC MILLIONS SUBZERO - 2200m



17 January 2025 - 17:30

Track Rating: Soft 5, Weather: Overcast, Rail Position: +0.5m 800m-400m; True Remainder

Section	Overall	2000m	1800m	1600m	1400m	1200m	1000m	800m	600m	400m	200m
Section Times	2:14.66 [11] (0:13.65)	2:01.01 [3] (0:11.12)	1:49.89 [3] (0:12.05)	1:37.84 [3] (0:12.71)	1:25.13 [3] (0:12.19)	1:12.94 [5] (0:12.22)	1:00.72 [5] (0:12.08)	0:48.64 [5] (0:11.76)	0:36.88 [5] (0:11.94)	0:24.94 [6] (0:12.23)	0:12.71 [9] (0:12.71)
Average Speed [km/h]	52.8	64.9	59.5	56.6	59.1	58.8	59.8	61.3	60.4	59.0	56.5
Top Speed [km/h]	66.1	66.3	60.4	59.3	61.8	59.9	60.7	62.0	61.0	60.1	58.2
Avg. Dist. to Rail [m]	6.0	1.0	0.5	0.6	0.6	1.3	0.6	1.1	0.6	1.3	1.5
Avg. Stride Freq. [Hz]	2.3	2.2	2.2	2.1	2.1	2.1	2.1	2.2	2.2	2.2	2.2
Avg. Stride Length [m]	6.5	8.0	7.7	7.6	7.7	7.8	7.8	7.8	7.5	7.4	7.3



- [] Ranking at each section and finish
- .-.- No data available at this section
- NA No data available



Horse/Jockey Name	The Driller
Final Rank	12
Fastest Section Time (Section)	0:11.35 (2000m)
Top Speed [km/h] (Section)	65.5 (2000m)
Race State	Finished



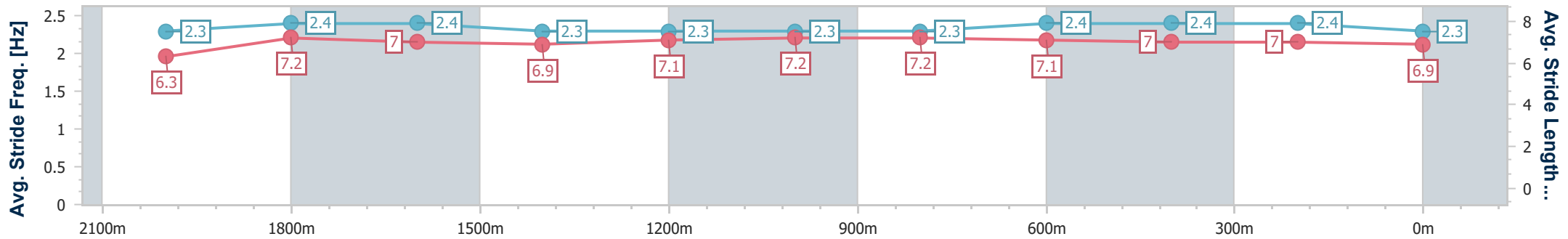
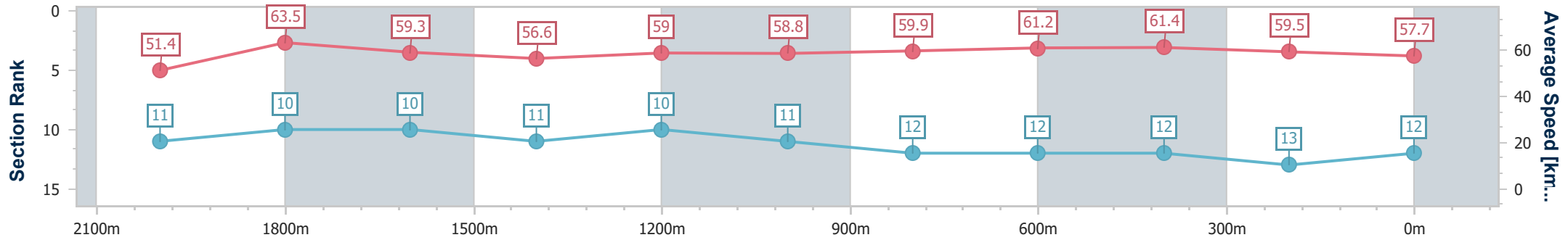
Aquis Park Gold Coast QLD Professional
Race 1: QUEENSLAND MAGIC MILLIONS SUBZERO - 2200m



17 January 2025 - 17:30

Track Rating: Soft 5, Weather: Overcast, Rail Position: +0.5m 800m-400m; True Remainder

Section	Overall	2000m	1800m	1600m	1400m	1200m	1000m	800m	600m	400m	200m
Section Times	2:14.83 [12] (0:14.03)	2:00.80 [11] (0:11.35)	1:49.45 [10] (0:12.11)	1:37.34 [10] (0:12.77)	1:24.57 [11] (0:12.19)	1:12.38 [10] (0:12.25)	1:00.13 [11] (0:12.07)	0:48.06 [12] (0:11.80)	0:36.26 [12] (0:11.70)	0:24.56 [12] (0:12.10)	0:12.46 [13] (0:12.46)
Average Speed [km/h]	51.4	63.5	59.3	56.6	59.0	58.8	59.9	61.2	61.4	59.5	57.7
Top Speed [km/h]	65.1	65.5	61.1	59.9	60.4	61.6	62.5	62.8	63.2	61.4	58.8
Avg. Dist. to Rail [m]	4.1	0.2	0.3	0.6	1.0	1.8	1.1	1.1	0.5	1.0	3.4
Avg. Stride Freq. [Hz]	2.3	2.4	2.4	2.3	2.3	2.3	2.3	2.4	2.4	2.4	2.3
Avg. Stride Length [m]	6.3	7.2	7.0	6.9	7.1	7.2	7.2	7.1	7.0	7.0	6.9



- [] Ranking at each section and finish
- .-.- No data available at this section
- NA No data available



Horse/Jockey Name	Coney Island Baby
Final Rank	13
Fastest Section Time (Section)	0:11.10 (2000m)
Top Speed [km/h] (Section)	67.1 (Overall)
Race State	Finished



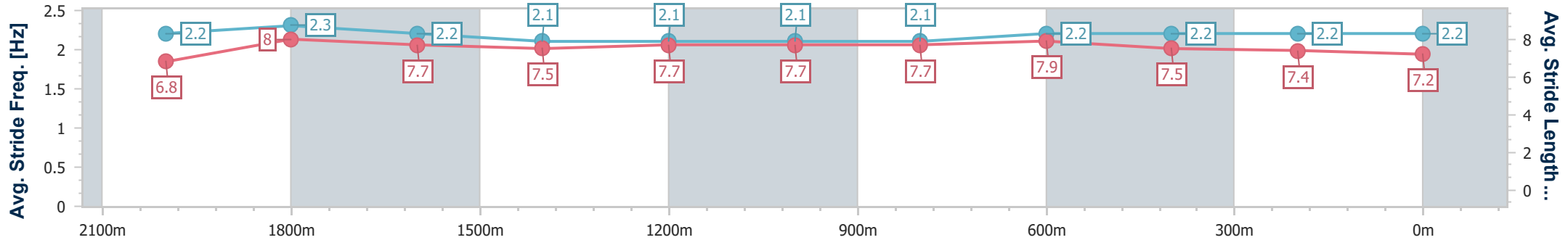
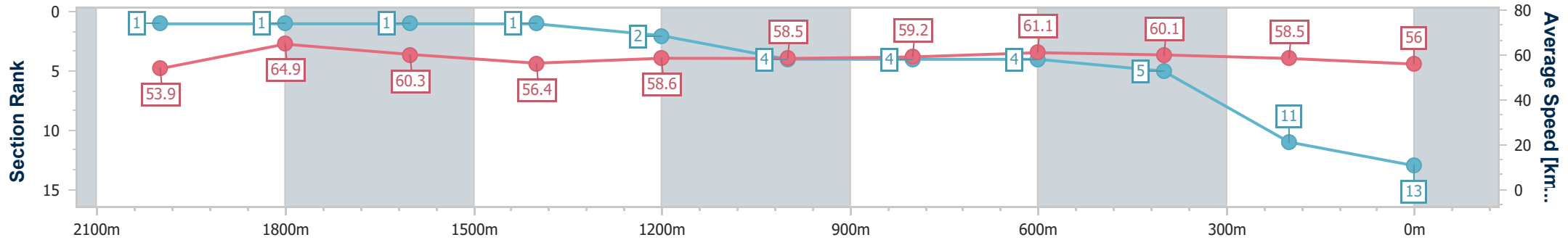
Aquis Park Gold Coast QLD Professional
 Race 1: QUEENSLAND MAGIC MILLIONS SUBZERO - 2200m



17 January 2025 - 17:30

Track Rating: Soft 5, Weather: Overcast, Rail Position: +0.5m 800m-400m; True Remainder

Section	Overall	2000m	1800m	1600m	1400m	1200m	1000m	800m	600m	400m	200m
Section Times	2:14.86 [13] (0:13.34)	2:01.52 [1] (0:11.10)	1:50.42 [1] (0:11.93)	1:38.49 [1] (0:12.83)	1:25.66 [1] (0:12.30)	1:13.36 [2] (0:12.28)	1:01.08 [4] (0:12.20)	0:48.88 [4] (0:11.78)	0:37.10 [4] (0:11.93)	0:25.17 [5] (0:12.33)	0:12.84 [11] (0:12.84)
Average Speed [km/h]	53.9	64.9	60.3	56.4	58.6	58.5	59.2	61.1	60.1	58.5	56.0
Top Speed [km/h]	67.1	66.3	61.9	58.6	60.3	60.1	59.9	62.0	60.6	59.0	57.3
Avg. Dist. to Rail [m]	0.8	0.4	0.3	1.0	0.7	1.0	0.4	0.3	0.6	0.4	0.4
Avg. Stride Freq. [Hz]	2.2	2.3	2.2	2.1	2.1	2.1	2.1	2.2	2.2	2.2	2.2
Avg. Stride Length [m]	6.8	8.0	7.7	7.5	7.7	7.7	7.7	7.9	7.5	7.4	7.2



- [] Ranking at each section and finish
- .-.- No data available at this section
- NA No data available



Horse/Jockey Name	Loch Eagle
Final Rank	14
Fastest Section Time (Section)	0:11.51 (2000m)
Top Speed [km/h] (Section)	64.1 (Overall)
Race State	Finished

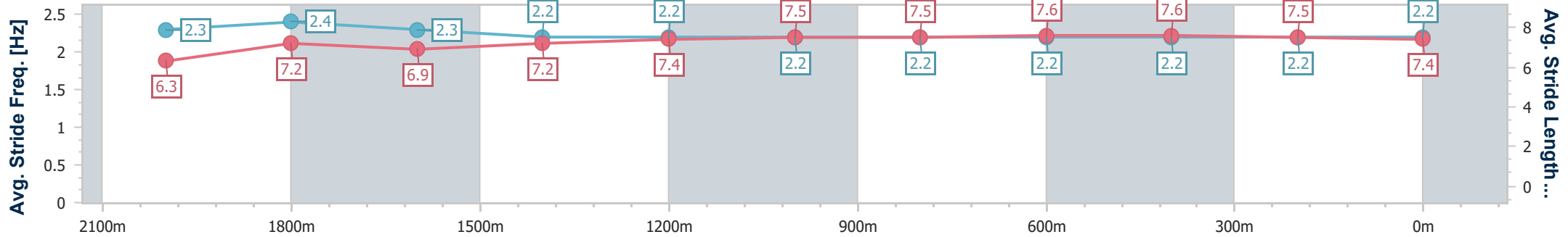
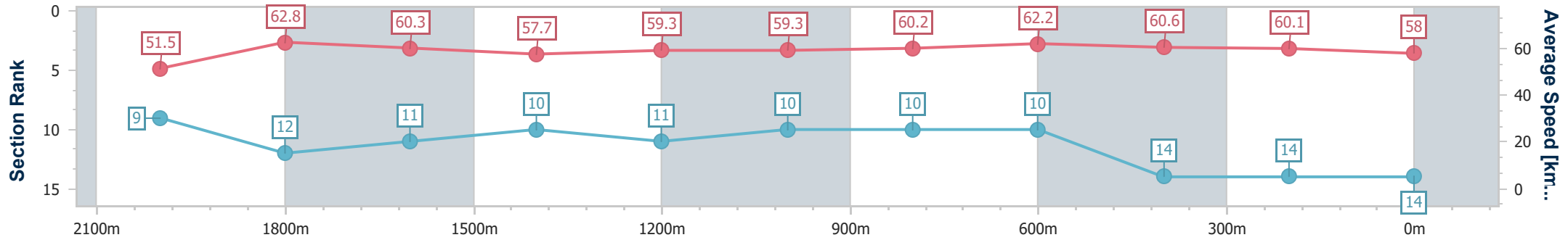


Aquis Park Gold Coast QLD Professional
 Race 1: QUEENSLAND MAGIC MILLIONS SUBZERO - 2200m



17 January 2025 - 17:30
 Track Rating: Soft 5, Weather: Overcast, Rail Position: +0.5m 800m-400m; True Remainder

Section	Overall	2000m	1800m	1600m	1400m	1200m	1000m	800m	600m	400m	200m
Section Times	2:14.97 [14] (0:13.99)	2:00.98 [9] (0:11.51)	1:49.47 [12] (0:12.10)	1:37.37 [11] (0:12.65)	1:24.72 [10] (0:12.26)	1:12.46 [11] (0:12.11)	1:00.35 [10] (0:12.11)	0:48.24 [10] (0:11.75)	0:36.49 [10] (0:12.05)	0:24.44 [14] (0:12.03)	0:12.41 [14] (0:12.41)
Average Speed [km/h]	51.5	62.8	60.3	57.7	59.3	59.3	60.2	62.2	60.6	60.1	58.0
Top Speed [km/h]	64.1	63.9	61.6	59.8	60.3	60.9	62.2	63.1	61.1	61.1	59.6
Avg. Dist. to Rail [m]	9.8	1.8	2.6	3.0	3.4	3.5	2.5	3.1	2.9	2.1	3.8
Avg. Stride Freq. [Hz]	2.3	2.4	2.3	2.2	2.2	2.2	2.2	2.2	2.2	2.2	2.2
Avg. Stride Length [m]	6.3	7.2	6.9	7.2	7.4	7.5	7.5	7.6	7.6	7.5	7.4



- [] Ranking at each section and finish
- .-.- No data available at this section
- NA No data available



Aquis Park Gold Coast QLD Professional

Race 2: THE STAR GOLD COAST MAGIC MILLIONS 2YO CLASSIC - 1200m

17 January 2025 - 18:04



Track Rating: Good 4, Weather: Overcast, Rail Position: +0.5m 800m-400m; True Remainder

Section		Overall	1000m	800m	600m	400m	200m	Last 600m					
Field Times		1:09.27 (0:13.17)	0:56.10 (0:10.73)	0:45.37 (0:11.27)	0:34.10 (0:11.23)	0:22.87 (0:11.31)	0:11.56 (0:11.56)	0:34.10					
Rank	TAB Horse/Jockey	Barrier	Top Speed [km/h]	Fastest Section								Margin	Distance Travelled [m]
1	7 O' OLE Tommy Berry	3	67.0 1000m	0:10.89 1000m	1:09.27 [1] (0:13.56)	0:55.71 [5] (0:10.89)	0:44.82 [7] (0:11.14)	0:33.68 [4] (0:11.04)	0:22.64 [3] (0:11.08)	0:11.56 [1] (0:11.56)	1:09.27	0:33.68	
2	13 MEMO Kerrin McEvoy	1	68.9 1000m	0:10.74 1000m	1:09.56 [2] (0:13.57)	0:55.99 [6] (0:10.74)	0:45.25 [5] (0:11.29)	0:33.96 [5] (0:11.42)	0:22.54 [7] (0:11.13)	0:11.41 [6] (0:11.41)	1.5L	0:33.96	+9
3	2 GALLO NERO Tyler Schiller	4	67.9 1000m	0:10.80 1000m	1:09.68 [3] (0:13.64)	0:56.04 [8] (0:10.80)	0:45.24 [6] (0:11.28)	0:33.96 [7] (0:11.20)	0:22.76 [5] (0:11.17)	0:11.59 [5] (0:11.59)	2L	0:33.96	+7
4	12 THE PLAYWRIGHT Blake Shinn	7	71.5 Overall	0:10.73 1000m	1:09.86 [4] (0:13.17)	0:56.69 [1] (0:10.73)	0:45.96 [1] (0:11.31)	0:34.65 [2] (0:11.31)	0:23.34 [2] (0:11.41)	0:11.93 [3] (0:11.93)	3L	0:34.65	+6
5	8 VEIN GIRL Cejay Graham	5	70.7 Overall	0:10.63 1000m	1:09.88 [5] (0:13.36)	0:56.52 [3] (0:10.63)	0:45.89 [2] (0:11.18)	0:34.71 [1] (0:11.23)	0:23.48 [1] (0:11.32)	0:12.16 [2] (0:12.16)	3.2L	0:34.71	+0
6	11 HI BARBIE Tim Clark	11	67.0 400m	0:10.87 1000m	1:09.90 [6] (0:13.97)	0:55.93 [12] (0:10.87)	0:45.06 [14] (0:11.19)	0:33.87 [14] (0:11.30)	0:22.57 [14] (0:11.02)	0:11.55 [9] (0:11.55)	3.3L	0:33.87	+3
7	3 SECRET SORT Vlad Duric	2	68.5 Overall	0:10.81 1000m	1:09.94 [7] (0:13.32)	0:56.62 [2] (0:10.81)	0:45.81 [3] (0:11.27)	0:34.54 [3] (0:11.24)	0:23.30 [4] (0:11.32)	0:11.98 [4] (0:11.98)	3.5L	0:34.54	+1
8	5 COOL ARCHIE Martin Harley	15	67.9 1000m	0:10.90 1000m	1:09.94 [8] (0:13.41)	0:56.53 [4] (0:10.90)	0:45.63 [4] (0:11.36)	0:34.27 [6] (0:11.36)	0:22.91 [8] (0:11.22)	0:11.69 [7] (0:11.69)	3.6L	0:34.27	+8
9	1 QUIETLY ARROGANT Joshua Parr	12	66.6 1000m	0:11.03 1000m	1:09.98 [9] (0:14.01)	0:55.97 [14] (0:11.03)	0:44.94 [15] (0:11.10)	0:33.84 [15] (0:11.18)	0:22.66 [12] (0:11.30)	0:11.36 [11] (0:11.36)	3.8L	0:33.84	+0
10	15 DON'TDOUBTHELADY Justin Stanley	13	68.6 Overall	0:10.72 1000m	1:10.22 [10] (0:14.08)	0:56.14 [15] (0:10.72)	0:45.42 [12] (0:11.16)	0:34.26 [10] (0:11.02)	0:23.24 [6] (0:11.32)	0:11.92 [8] (0:11.92)	5.1L	0:34.26	+0

Scratched: Blitzburg (#18), Insain Lady (#21), Lovebug (#20), Earn To Burn (#19), Space Rider (#17)

[] Ranking at each section and finish
 -:-:- No data available at this section
 NA No data available
 SCN Saddle cloth number
 DNF Did not finish
 DNT Did not track



Aquis Park Gold Coast QLD Professional

Race 2: THE STAR GOLD COAST MAGIC MILLIONS 2YO CLASSIC - 1200m

17 January 2025 - 18:04



Track Rating: Good 4, Weather: Overcast, Rail Position: +0.5m 800m-400m; True Remainder

Section		Overall	1000m	800m	600m	400m	200m	Last 600m					
Field Times		1:09.27 (0:13.17)	0:56.10 (0:10.73)	0:45.37 (0:11.27)	0:34.10 (0:11.23)	0:22.87 (0:11.31)	0:11.56 (0:11.56)	0:34.10					
Rank	TAB Horse/Jockey	Barrier	Top Speed [km/h]	Fastest Section						Margin	Distance Travelled [m]		
11	16 FORGOTTEN SPIRIT Linda Meech	10	67.7 1000m	0:10.91 1000m	1:10.47 [11] (0:13.69)	0:56.78 [9] (0:10.91)	0:45.87 [9] (0:11.41)	0:34.46 [12] (0:11.38)	0:23.08 [15] (0:11.28)	0:11.80 [13] (0:11.80)	6.4L	0:34.46	+13
12	6 ICARIAN DREAM Jason Collett	16	67.6 Overall	0:10.87 1000m	1:10.49 [12] (0:13.82)	0:56.67 [11] (0:10.87)	0:45.80 [10] (0:11.16)	0:34.64 [9] (0:11.43)	0:23.21 [10] (0:11.34)	0:11.87 [12] (0:11.87)	6.5L	0:34.64	+7
13	9 LA BELLA BOOM Craig Williams	9	67.3 800m	0:10.83 1000m	1:10.65 [13] (0:13.99)	0:56.66 [13] (0:10.83)	0:45.83 [13] (0:11.20)	0:34.63 [13] (0:11.30)	0:23.33 [13] (0:11.68)	0:11.64 [15] (0:11.63)	7.3L	0:34.62	+13
14	10 INVINCIBLE WOMAN Damian Lane	8	68.5 Overall	0:10.93 1000m	1:10.79 [14] (0:13.60)	0:57.19 [7] (0:10.93)	0:46.26 [8] (0:11.26)	0:35.00 [8] (0:11.33)	0:23.67 [9] (0:11.47)	0:12.20 [10] (0:12.20)	8.1L	0:35.00	+9
15	4 LUVA FLUTTA James Orman	6	66.8 Overall	0:10.96 1000m	1:11.12 [15] (0:13.76)	0:57.36 [10] (0:10.96)	0:46.40 [11] (0:11.28)	0:35.12 [11] (0:11.29)	0:23.83 [11] (0:11.51)	0:12.32 [14] (0:12.32)	9.9L	0:35.12	+3
16	14 FORMULA ROSSA Angela Jones	14	67.1 800m	0:11.24 1000m	1:12.65 [16] (0:14.02)	0:58.63 [16] (0:11.24)	0:47.39 [16] (0:11.27)	0:36.12 [16] (0:11.46)	0:24.66 [16] (0:11.92)	0:12.74 [16] (0:12.74)	18.7L	0:36.12	+8

Scratched: Blitzburg (#18), Insain Lady (#21), Lovebug (#20), Earn To Burn (#19), Space Rider (#17)

[] Ranking at each section and finish
 -:-:-:- No data available at this section
 NA No data available

SCN Saddle cloth number
 DNF Did not finish
 DNT Did not track



Horse/Jockey Name	O' Ole
Final Rank	1
Fastest Section Time (Section)	0:10.89 (1000m)
Top Speed [km/h] (Section)	67.0 (1000m)
Race State	Finished



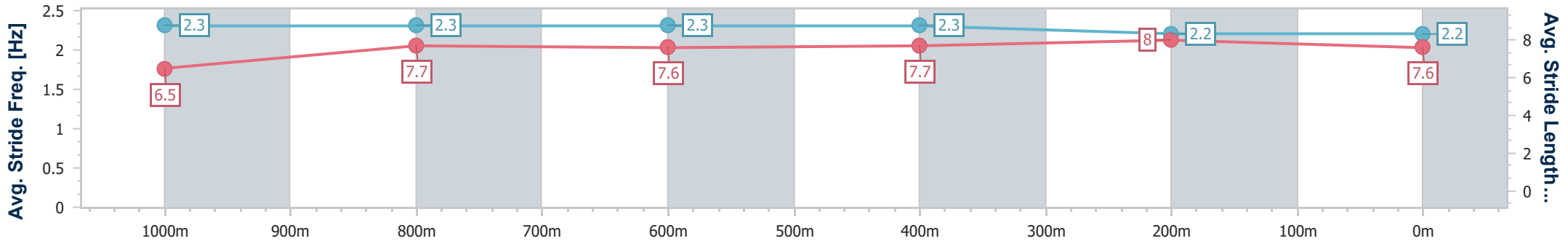
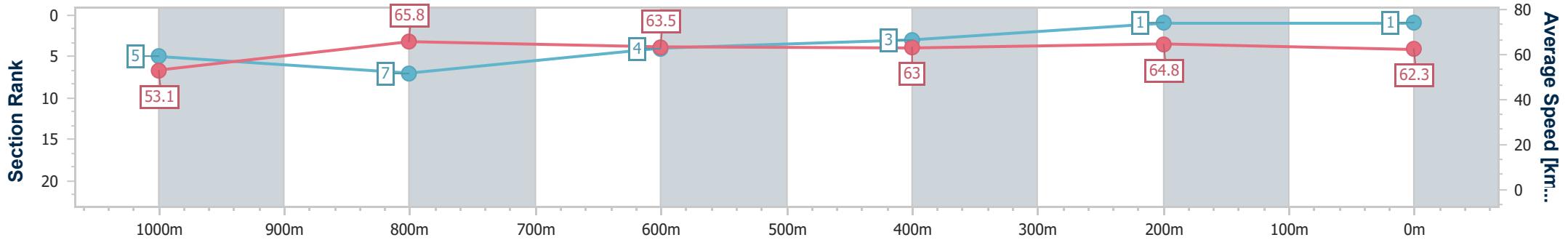
Aquis Park Gold Coast QLD Professional
 Race 2: THE STAR GOLD COAST MAGIC MILLIONS 2YO CLASSIC - 1200m



17 January 2025 - 18:04

Track Rating: Good 4, Weather: Overcast, Rail Position: +0.5m
 800m-400m; True Remainder

Section	Overall	1000m	800m	600m	400m	200m
Section Times	1:09.27 [1] (0:13.56)	0:55.71 [5] (0:10.89)	0:44.82 [7] (0:11.14)	0:33.68 [4] (0:11.04)	0:22.64 [3] (0:11.08)	0:11.56 [1] (0:11.56)
Average Speed [km/h]	53.1	65.8	63.5	63.0	64.8	62.3
Top Speed [km/h]	65.7	67.0	64.8	64.3	66.3	64.3
Avg. Dist. to Rail [m]	1.5	1.6	4.6	5.3	2.6	1.2
Avg. Stride Freq. [Hz]	2.3	2.3	2.3	2.3	2.2	2.2
Avg. Stride Length [m]	6.5	7.7	7.6	7.7	8.0	7.6



- [] Ranking at each section and finish
- .-.- No data available at this section
- NA No data available



Horse/Jockey Name	Memo
Final Rank	2
Fastest Section Time (Section)	0:10.74 (1000m)
Top Speed [km/h] (Section)	68.9 (1000m)
Race State	Finished



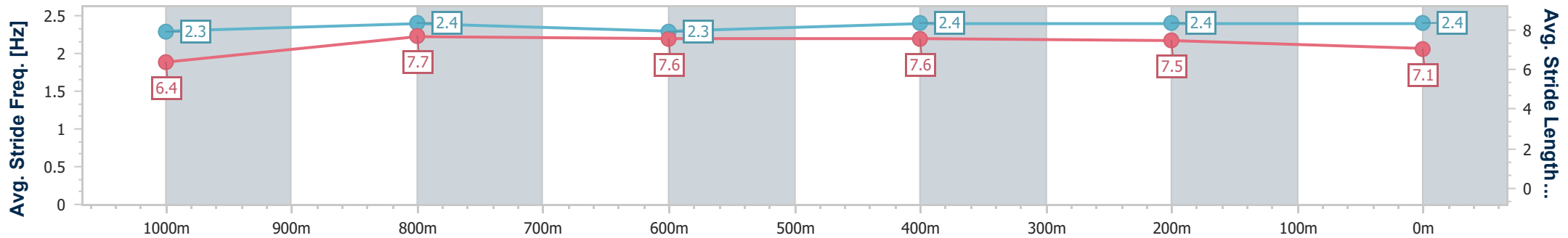
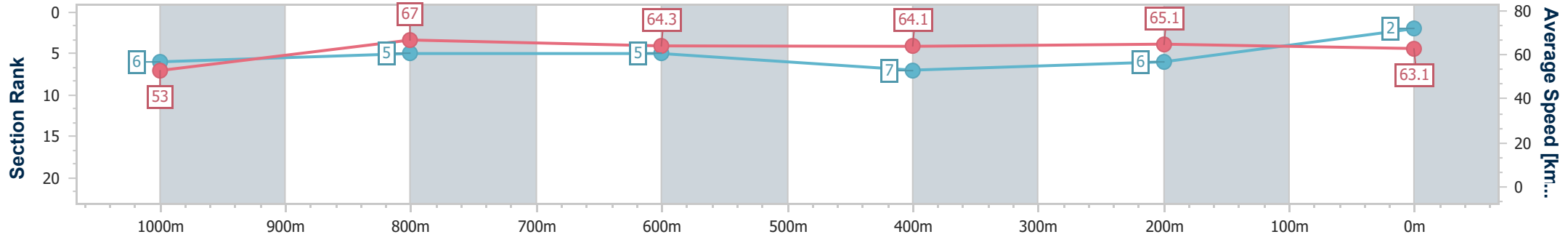
Aquis Park Gold Coast QLD Professional
 Race 2: THE STAR GOLD COAST MAGIC MILLIONS 2YO CLASSIC - 1200m



17 January 2025 - 18:04

Track Rating: Good 4, Weather: Overcast, Rail Position: +0.5m
 800m-400m; True Remainder

Section	Overall	1000m	800m	600m	400m	200m
Section Times	1:09.56 [2] (0:13.57)	0:55.99 [6] (0:10.74)	0:45.25 [5] (0:11.29)	0:33.96 [5] (0:11.42)	0:22.54 [7] (0:11.13)	0:11.41 [6] (0:11.41)
Average Speed [km/h]	53.0	67.0	64.3	64.1	65.1	63.1
Top Speed [km/h]	68.9	68.9	65.3	65.7	66.7	67.5
Avg. Dist. to Rail [m]	0.6	0.6	2.1	3.1	3.9	4.0
Avg. Stride Freq. [Hz]	2.3	2.4	2.3	2.4	2.4	2.4
Avg. Stride Length [m]	6.4	7.7	7.6	7.6	7.5	7.1



- [] Ranking at each section and finish
- .-.- No data available at this section
- NA No data available



Horse/Jockey Name	Gallo Nero
Final Rank	3
Fastest Section Time (Section)	0:10.80 (1000m)
Top Speed [km/h] (Section)	67.9 (1000m)
Race State	Finished



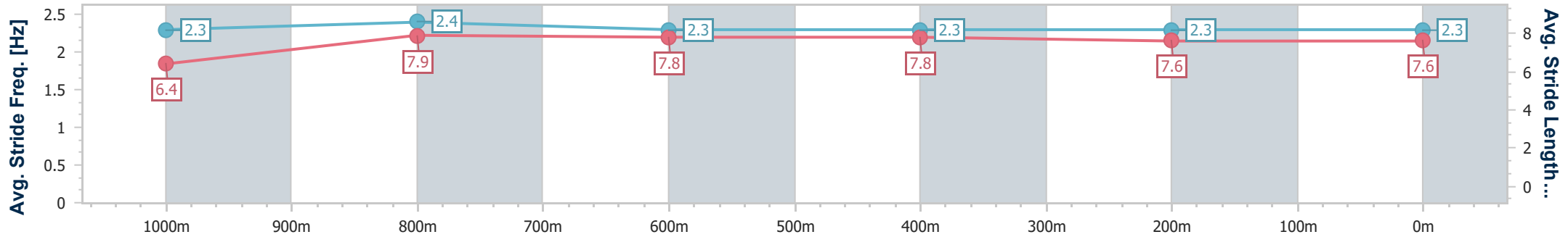
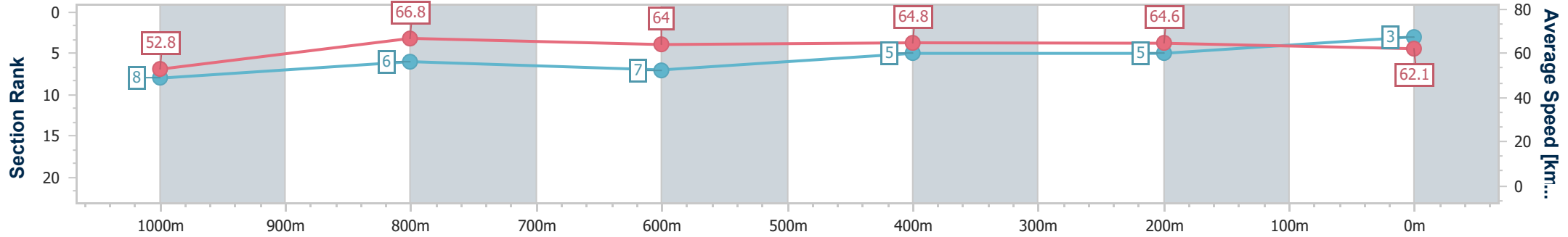
Aquis Park Gold Coast QLD Professional
 Race 2: THE STAR GOLD COAST MAGIC MILLIONS 2YO CLASSIC - 1200m



17 January 2025 - 18:04

Track Rating: Good 4, Weather: Overcast, Rail Position: +0.5m
 800m-400m; True Remainder

Section	Overall	1000m	800m	600m	400m	200m
Section Times	1:09.68 [3] (0:13.64)	0:56.04 [8] (0:10.80)	0:45.24 [6] (0:11.28)	0:33.96 [7] (0:11.20)	0:22.76 [5] (0:11.17)	0:11.59 [5] (0:11.59)
Average Speed [km/h]	52.8	66.8	64.0	64.8	64.6	62.1
Top Speed [km/h]	67.3	67.9	65.6	66.5	66.2	64.8
Avg. Dist. to Rail [m]	1.9	1.0	1.1	1.0	3.4	5.2
Avg. Stride Freq. [Hz]	2.3	2.4	2.3	2.3	2.3	2.3
Avg. Stride Length [m]	6.4	7.9	7.8	7.8	7.6	7.6



- [] Ranking at each section and finish
- .-.- No data available at this section
- NA No data available



Horse/Jockey Name	The Playwright
Final Rank	4
Fastest Section Time (Section)	0:10.73 (1000m)
Top Speed [km/h] (Section)	71.5 (Overall)
Race State	Finished



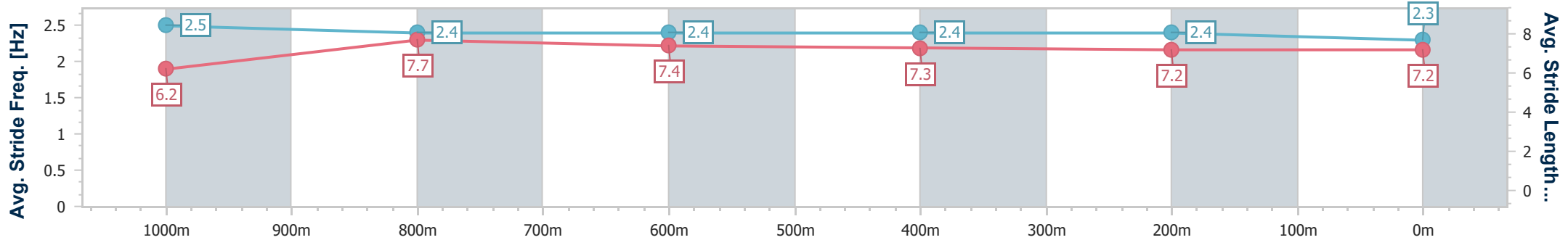
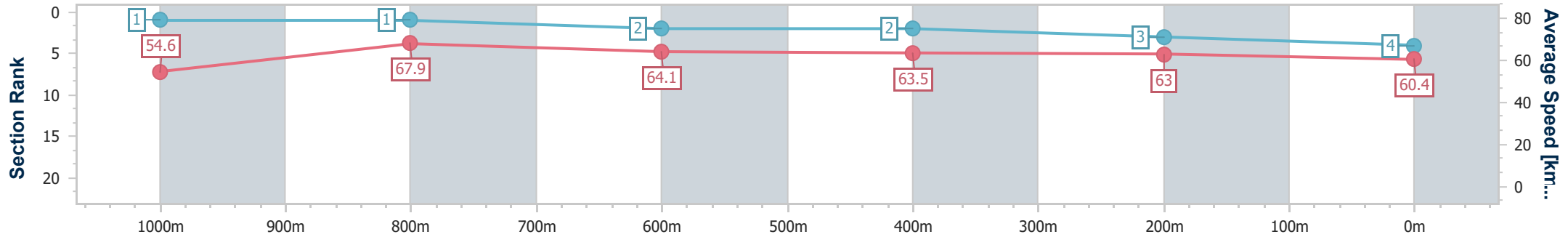
Aquis Park Gold Coast QLD Professional
Race 2: THE STAR GOLD COAST MAGIC MILLIONS 2YO CLASSIC - 1200m



17 January 2025 - 18:04

Track Rating: Good 4, Weather: Overcast, Rail Position: +0.5m
800m-400m; True Remainder

Section	Overall	1000m	800m	600m	400m	200m
Section Times	1:09.86 [4] (0:13.17)	0:56.69 [1] (0:10.73)	0:45.96 [1] (0:11.31)	0:34.65 [2] (0:11.31)	0:23.34 [2] (0:11.41)	0:11.93 [3] (0:11.93)
Average Speed [km/h]	54.6	67.9	64.1	63.5	63.0	60.4
Top Speed [km/h]	71.5	71.3	65.0	64.4	64.0	63.6
Avg. Dist. to Rail [m]	4.6	2.3	1.6	0.5	0.9	0.9
Avg. Stride Freq. [Hz]	2.5	2.4	2.4	2.4	2.4	2.3
Avg. Stride Length [m]	6.2	7.7	7.4	7.3	7.2	7.2



- [] Ranking at each section and finish
- .-.- No data available at this section
- NA No data available



Horse/Jockey Name	Vein Girl
Final Rank	5
Fastest Section Time (Section)	0:10.63 (1000m)
Top Speed [km/h] (Section)	70.7 (Overall)
Race State	Finished



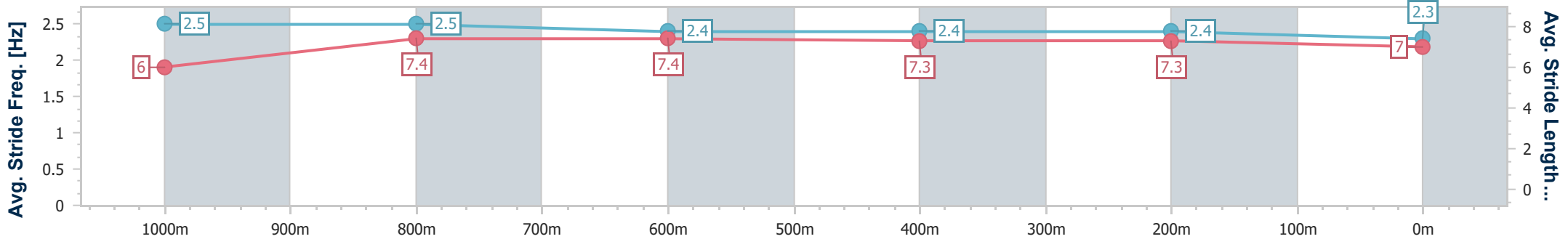
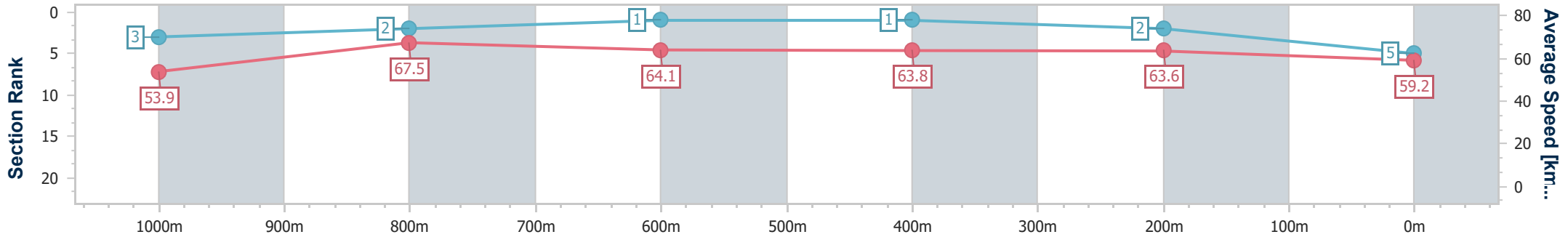
Aquis Park Gold Coast QLD Professional
 Race 2: THE STAR GOLD COAST MAGIC MILLIONS 2YO CLASSIC - 1200m



17 January 2025 - 18:04

Track Rating: Good 4, Weather: Overcast, Rail Position: +0.5m
 800m-400m; True Remainder

Section	Overall	1000m	800m	600m	400m	200m
Section Times	1:09.88 [5] (0:13.36)	0:56.52 [3] (0:10.63)	0:45.89 [2] (0:11.18)	0:34.71 [1] (0:11.23)	0:23.48 [1] (0:11.32)	0:12.16 [2] (0:12.16)
Average Speed [km/h]	53.9	67.5	64.1	63.8	63.6	59.2
Top Speed [km/h]	70.7	70.6	65.7	64.5	64.4	62.1
Avg. Dist. to Rail [m]	3.0	0.8	1.2	1.2	0.6	0.9
Avg. Stride Freq. [Hz]	2.5	2.5	2.4	2.4	2.4	2.3
Avg. Stride Length [m]	6.0	7.4	7.4	7.3	7.3	7.0



- [] Ranking at each section and finish
- .-.- No data available at this section
- NA No data available



Horse/Jockey Name	Hi Barbie
Final Rank	6
Fastest Section Time (Section)	0:10.87 (1000m)
Top Speed [km/h] (Section)	67.0 (400m)
Race State	Finished



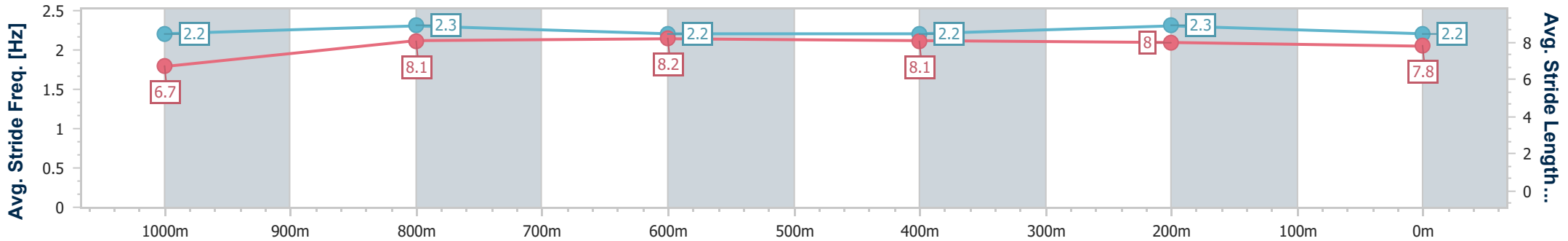
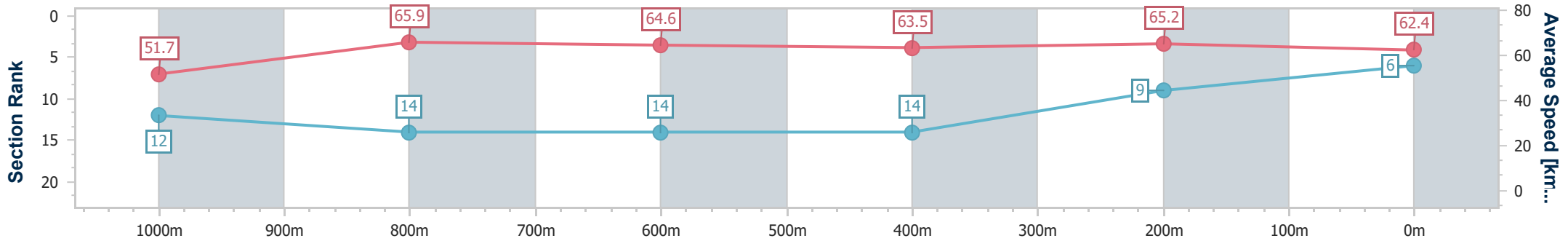
Aquis Park Gold Coast QLD Professional
 Race 2: THE STAR GOLD COAST MAGIC MILLIONS 2YO CLASSIC - 1200m



17 January 2025 - 18:04

Track Rating: Good 4, Weather: Overcast, Rail Position: +0.5m
 800m-400m; True Remainder

Section	Overall	1000m	800m	600m	400m	200m								
Section Times	1:09.90 [6] (0:13.97)	0:55.93 [12] (0:10.87)	0:45.06 [14] (0:11.19)	0:33.87 [14] (0:11.30)	0:22.57 [14] (0:11.02)	0:11.55 [9] (0:11.55)								
Average Speed [km/h]	51.7	65.9	64.6	63.5	65.2	62.4								
Top Speed [km/h]	66.3	66.9	66.5	64.7	67.0	64.7								
Avg. Dist. to Rail [m]	5.1	0.5	0.4	0.5	1.3	3.1								
Avg. Stride Freq. [Hz]	2.2	2.3	2.2	2.2	2.3	2.2								
Avg. Stride Length [m]	6.7	8.1	8.2	8.1	8.0	7.8								



- [] Ranking at each section and finish
- .-.- No data available at this section
- NA No data available



Horse/Jockey Name	Secret Sort
Final Rank	7
Fastest Section Time (Section)	0:10.81 (1000m)
Top Speed [km/h] (Section)	68.5 (Overall)
Race State	Finished



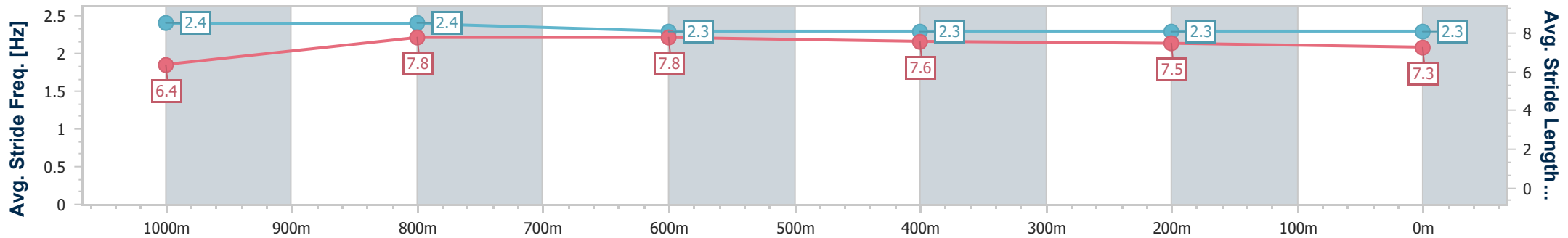
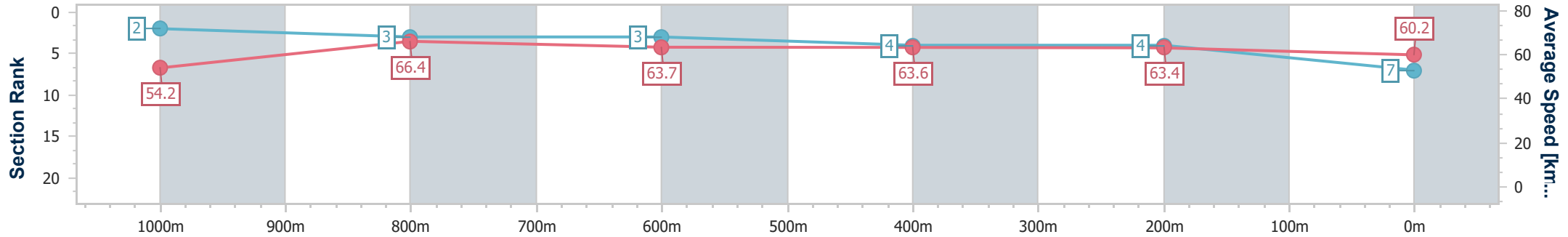
Aquis Park Gold Coast QLD Professional
 Race 2: THE STAR GOLD COAST MAGIC MILLIONS 2YO CLASSIC - 1200m



17 January 2025 - 18:04

Track Rating: Good 4, Weather: Overcast, Rail Position: +0.5m
 800m-400m; True Remainder

Section	Overall	1000m	800m	600m	400m	200m								
Section Times	1:09.94 [7] (0:13.32)	0:56.62 [2] (0:10.81)	0:45.81 [3] (0:11.27)	0:34.54 [3] (0:11.24)	0:23.30 [4] (0:11.32)	0:11.98 [4] (0:11.98)								
Average Speed [km/h]	54.2	66.4	63.7	63.6	63.4	60.2								
Top Speed [km/h]	68.5	68.1	65.0	64.0	64.5	62.4								
Avg. Dist. to Rail [m]	0.5	0.8	1.0	1.4	1.4	1.1								
Avg. Stride Freq. [Hz]	2.4	2.4	2.3	2.3	2.3	2.3								
Avg. Stride Length [m]	6.4	7.8	7.8	7.6	7.5	7.3								



- [] Ranking at each section and finish
- .-.- No data available at this section
- NA No data available



Horse/Jockey Name	Cool Archie
Final Rank	8
Fastest Section Time (Section)	0:10.90 (1000m)
Top Speed [km/h] (Section)	67.9 (1000m)
Race State	Finished



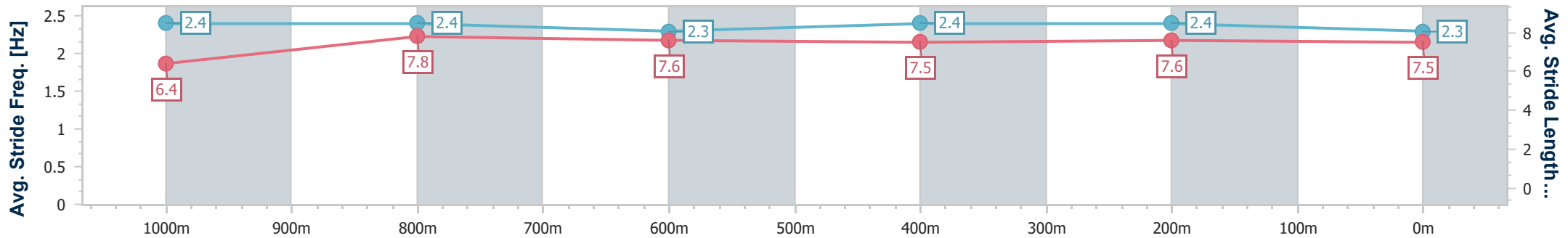
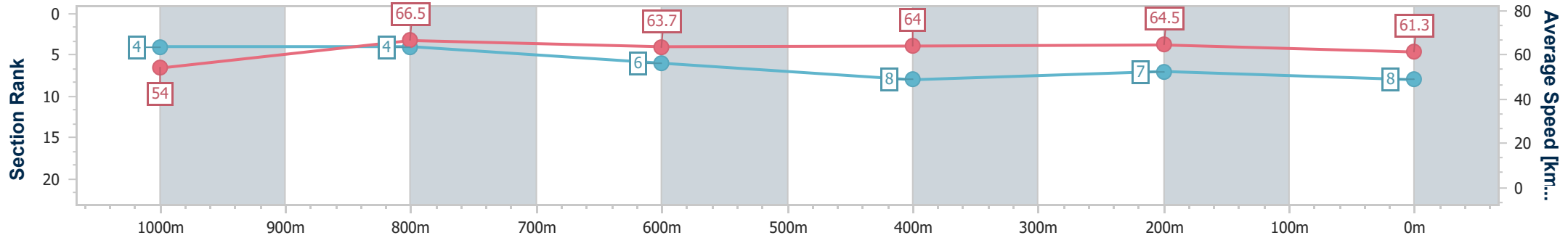
Aquis Park Gold Coast QLD Professional
 Race 2: THE STAR GOLD COAST MAGIC MILLIONS 2YO CLASSIC - 1200m



17 January 2025 - 18:04

Track Rating: Good 4, Weather: Overcast, Rail Position: +0.5m
 800m-400m; True Remainder

Section	Overall	1000m	800m	600m	400m	200m
Section Times	1:09.94 [8] (0:13.41)	0:56.53 [4] (0:10.90)	0:45.63 [4] (0:11.36)	0:34.27 [6] (0:11.36)	0:22.91 [8] (0:11.22)	0:11.69 [7] (0:11.69)
Average Speed [km/h]	54.0	66.5	63.7	64.0	64.5	61.3
Top Speed [km/h]	67.7	67.9	64.7	64.5	66.1	63.7
Avg. Dist. to Rail [m]	9.8	2.0	1.9	1.4	2.8	4.8
Avg. Stride Freq. [Hz]	2.4	2.4	2.3	2.4	2.4	2.3
Avg. Stride Length [m]	6.4	7.8	7.6	7.5	7.6	7.5



- [] Ranking at each section and finish
- .-.- No data available at this section
- NA No data available



Horse/Jockey Name	Quietly Arrogant
Final Rank	9
Fastest Section Time (Section)	0:11.03 (1000m)
Top Speed [km/h] (Section)	66.6 (1000m)
Race State	Finished



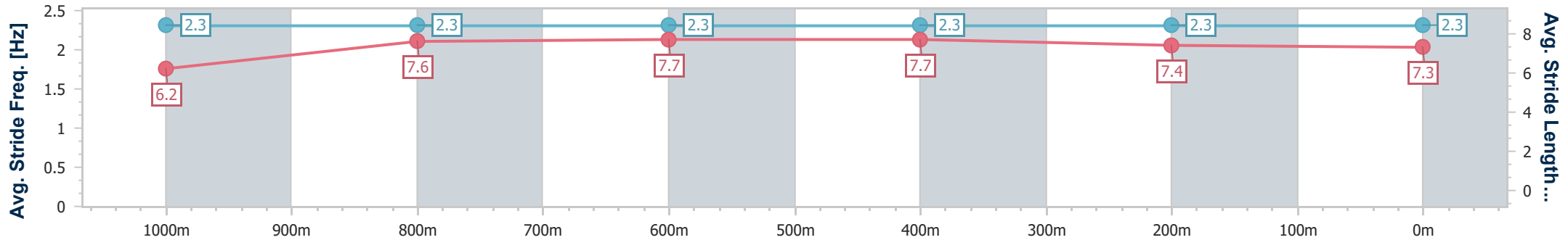
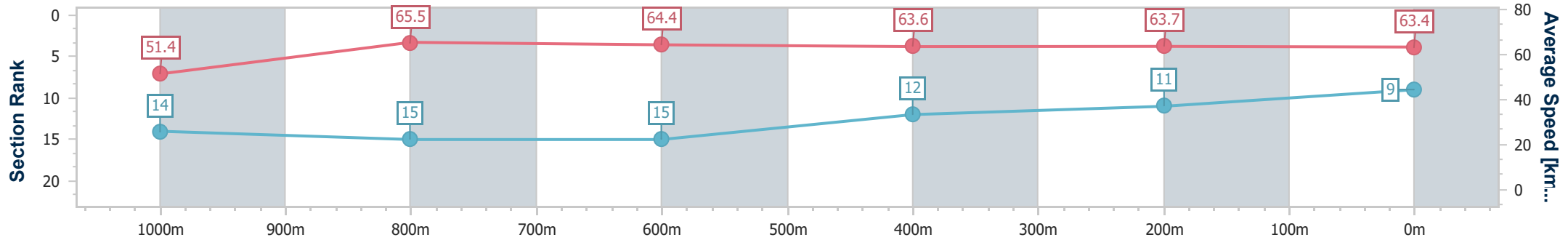
Aquis Park Gold Coast QLD Professional
 Race 2: THE STAR GOLD COAST MAGIC MILLIONS 2YO CLASSIC - 1200m



17 January 2025 - 18:04

Track Rating: Good 4, Weather: Overcast, Rail Position: +0.5m
 800m-400m; True Remainder

Section	Overall	1000m	800m	600m	400m	200m
Section Times	1:09.98 [9] (0:14.01)	0:55.97 [14] (0:11.03)	0:44.94 [15] (0:11.10)	0:33.84 [15] (0:11.18)	0:22.66 [12] (0:11.30)	0:11.36 [11] (0:11.36)
Average Speed [km/h]	51.4	65.5	64.4	63.6	63.7	63.4
Top Speed [km/h]	66.2	66.6	65.9	64.5	64.2	65.0
Avg. Dist. to Rail [m]	7.7	1.4	2.1	1.7	1.9	4.2
Avg. Stride Freq. [Hz]	2.3	2.3	2.3	2.3	2.3	2.3
Avg. Stride Length [m]	6.2	7.6	7.7	7.7	7.4	7.3



- [] Ranking at each section and finish
- .-.- No data available at this section
- NA No data available



Horse/Jockey Name	Don'tdoubthelady
Final Rank	10
Fastest Section Time (Section)	0:10.72 (1000m)
Top Speed [km/h] (Section)	68.6 (Overall)
Race State	Finished



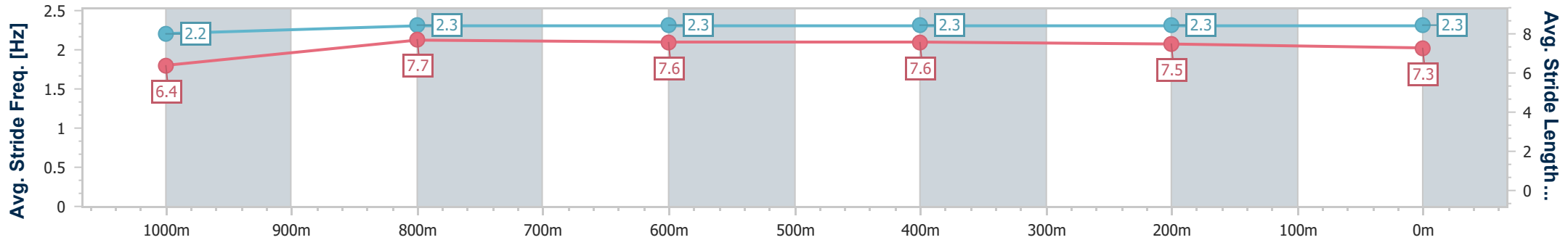
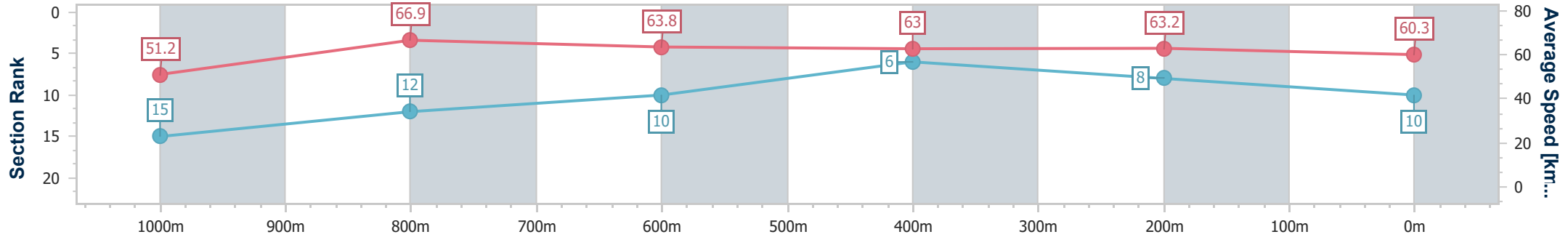
Aquis Park Gold Coast QLD Professional
 Race 2: THE STAR GOLD COAST MAGIC MILLIONS 2YO CLASSIC - 1200m



17 January 2025 - 18:04

Track Rating: Good 4, Weather: Overcast, Rail Position: +0.5m
 800m-400m; True Remainder

Section	Overall	1000m	800m	600m	400m	200m
Section Times	1:10.22 [10] (0:14.08)	0:56.14 [15] (0:10.72)	0:45.42 [12] (0:11.16)	0:34.26 [10] (0:11.02)	0:23.24 [6] (0:11.32)	0:11.92 [8] (0:11.92)
Average Speed [km/h]	51.2	66.9	63.8	63.0	63.2	60.3
Top Speed [km/h]	68.6	67.5	64.8	63.9	63.9	63.4
Avg. Dist. to Rail [m]	6.0	0.7	3.3	6.0	5.9	3.3
Avg. Stride Freq. [Hz]	2.2	2.3	2.3	2.3	2.3	2.3
Avg. Stride Length [m]	6.4	7.7	7.6	7.6	7.5	7.3



- [] Ranking at each section and finish
- .-.- No data available at this section
- NA No data available



Horse/Jockey Name	Forgotten Spirit
Final Rank	11
Fastest Section Time (Section)	0:10.91 (1000m)
Top Speed [km/h] (Section)	67.7 (1000m)
Race State	Finished



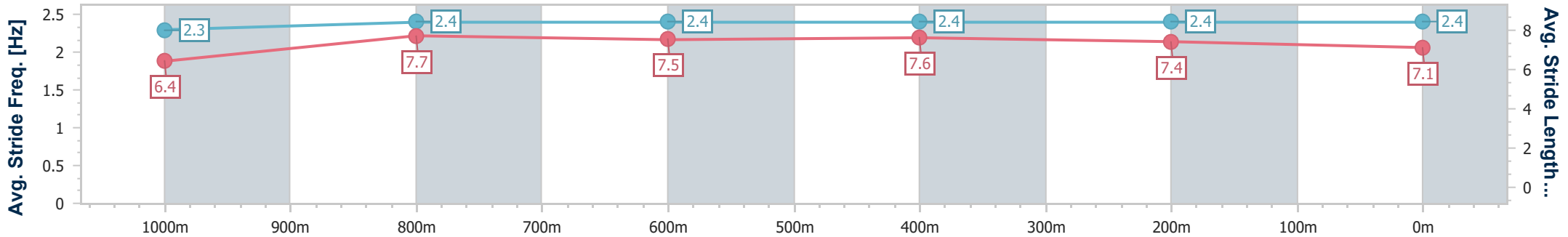
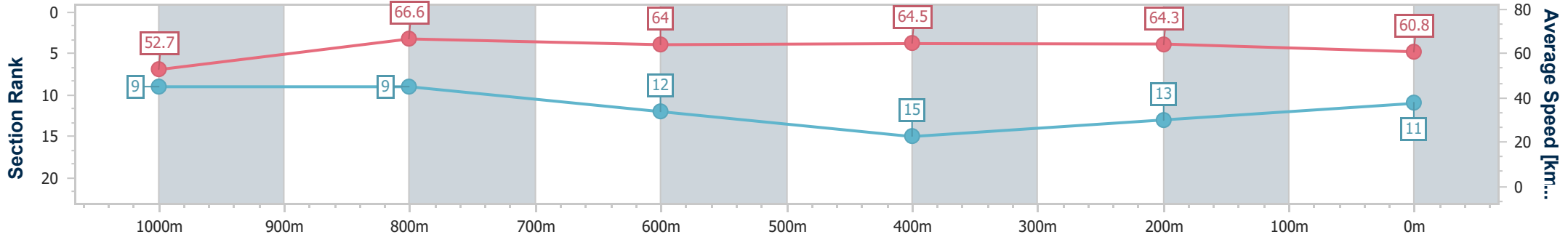
Aquis Park Gold Coast QLD Professional
 Race 2: THE STAR GOLD COAST MAGIC MILLIONS 2YO CLASSIC - 1200m



17 January 2025 - 18:04

Track Rating: Good 4, Weather: Overcast, Rail Position: +0.5m
 800m-400m; True Remainder

Section	Overall	1000m	800m	600m	400m	200m
Section Times	1:10.47 [11] (0:13.69)	0:56.78 [9] (0:10.91)	0:45.87 [9] (0:11.41)	0:34.46 [12] (0:11.38)	0:23.08 [15] (0:11.28)	0:11.80 [13] (0:11.80)
Average Speed [km/h]	52.7	66.6	64.0	64.5	64.3	60.8
Top Speed [km/h]	66.7	67.7	65.3	65.7	65.5	63.9
Avg. Dist. to Rail [m]	6.9	2.0	3.4	3.5	5.8	5.9
Avg. Stride Freq. [Hz]	2.3	2.4	2.4	2.4	2.4	2.4
Avg. Stride Length [m]	6.4	7.7	7.5	7.6	7.4	7.1



- [] Ranking at each section and finish
- .-.- No data available at this section
- NA No data available



Horse/Jockey Name	Icarian Dream
Final Rank	12
Fastest Section Time (Section)	0:10.87 (1000m)
Top Speed [km/h] (Section)	67.6 (Overall)
Race State	Finished



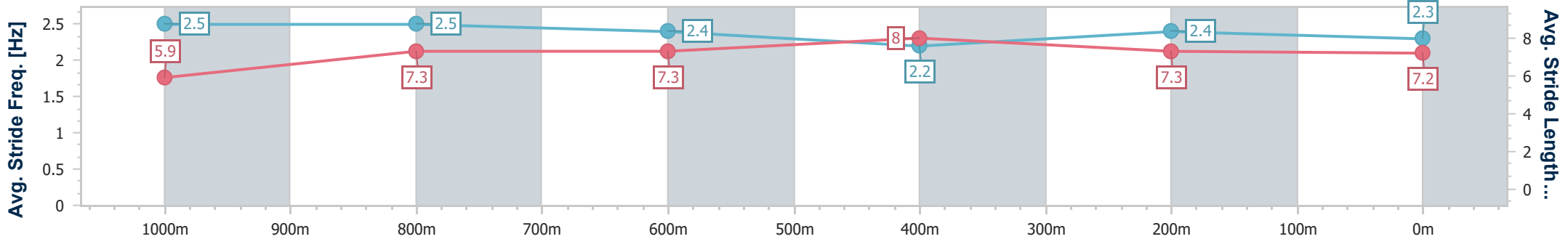
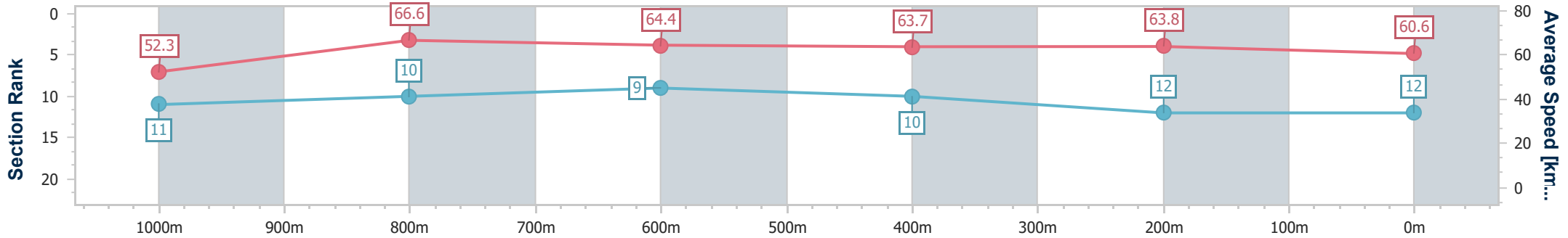
Aquis Park Gold Coast QLD Professional
 Race 2: THE STAR GOLD COAST MAGIC MILLIONS 2YO CLASSIC - 1200m



17 January 2025 - 18:04

Track Rating: Good 4, Weather: Overcast, Rail Position: +0.5m
 800m-400m; True Remainder

Section	Overall	1000m	800m	600m	400m	200m
Section Times	1:10.49 [12] (0:13.82)	0:56.67 [11] (0:10.87)	0:45.80 [10] (0:11.16)	0:34.64 [9] (0:11.43)	0:23.21 [10] (0:11.34)	0:11.87 [12] (0:11.87)
Average Speed [km/h]	52.3	66.6	64.4	63.7	63.8	60.6
Top Speed [km/h]	67.6	67.4	66.2	64.6	64.9	62.4
Avg. Dist. to Rail [m]	10.4	1.6	0.9	1.9	4.5	6.0
Avg. Stride Freq. [Hz]	2.5	2.5	2.4	2.2	2.4	2.3
Avg. Stride Length [m]	5.9	7.3	7.3	8.0	7.3	7.2



- [] Ranking at each section and finish
- .-.- No data available at this section
- NA No data available



Horse/Jockey Name	La Bella Boom
Final Rank	13
Fastest Section Time (Section)	0:10.83 (1000m)
Top Speed [km/h] (Section)	67.3 (800m)
Race State	Finished



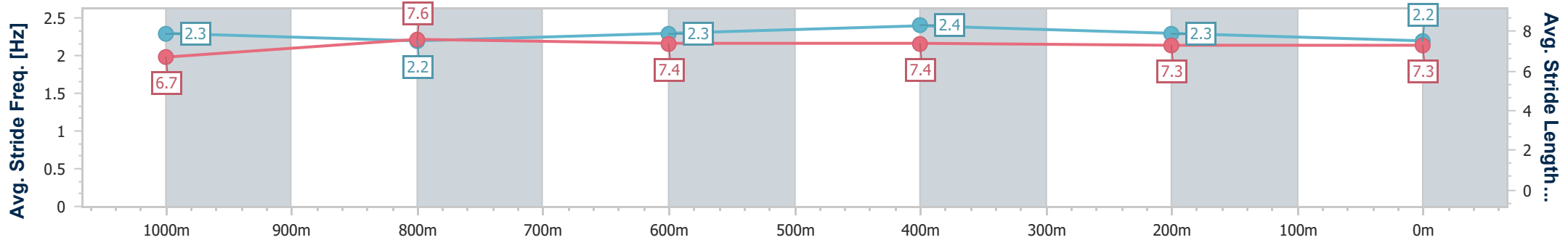
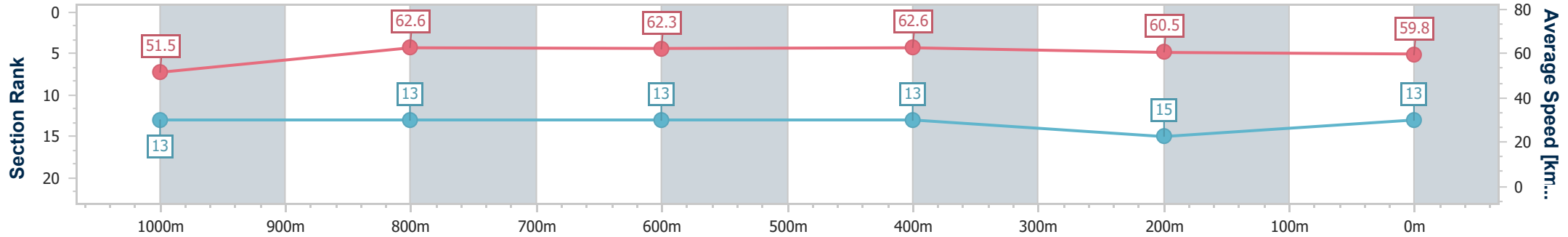
Aquis Park Gold Coast QLD Professional
 Race 2: THE STAR GOLD COAST MAGIC MILLIONS 2YO CLASSIC - 1200m



17 January 2025 - 18:04

Track Rating: Good 4, Weather: Overcast, Rail Position: +0.5m
 800m-400m; True Remainder

Section	Overall	1000m	800m	600m	400m	200m								
Section Times	1:10.65 [13] (0:13.99)	0:56.66 [13] (0:10.83)	0:45.83 [13] (0:11.20)	0:34.63 [13] (0:11.30)	0:23.33 [13] (0:11.68)	0:11.64 [15] (0:11.63)								
Average Speed [km/h]	51.5	62.6	62.3	62.6	60.5	59.8								
Top Speed [km/h]	64.8	67.0	67.3	63.4	61.6	65.2								
Avg. Dist. to Rail [m]	7.0	3.5	4.2	4.2	6.8	7.5								
Avg. Stride Freq. [Hz]	2.3	2.2	2.3	2.4	2.3	2.2								
Avg. Stride Length [m]	6.7	7.6	7.4	7.4	7.3	7.3								



- [] Ranking at each section and finish
- .-.- No data available at this section
- NA No data available



Horse/Jockey Name	Invincible Woman
Final Rank	14
Fastest Section Time (Section)	0:10.93 (1000m)
Top Speed [km/h] (Section)	68.5 (Overall)
Race State	Finished



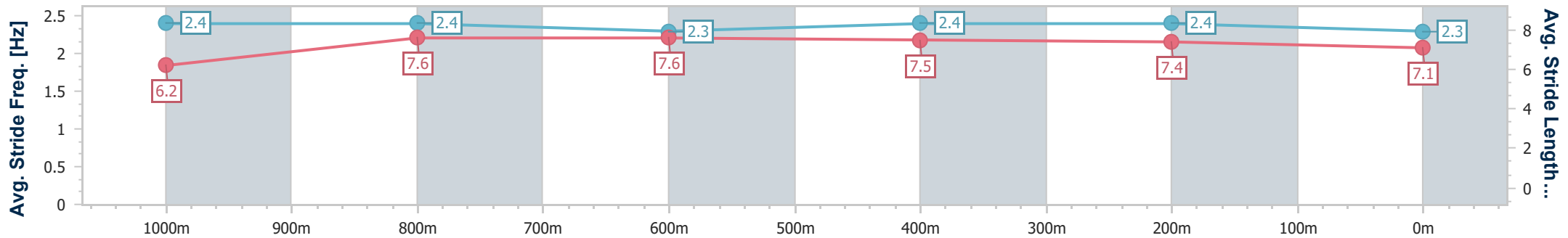
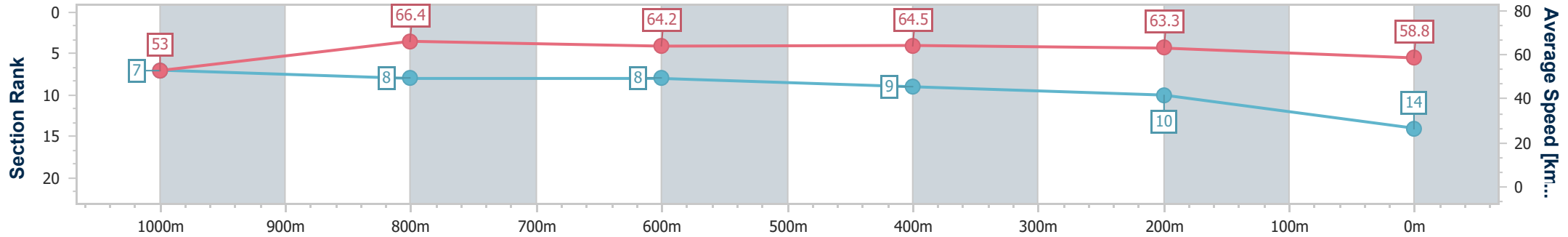
Aquis Park Gold Coast QLD Professional
 Race 2: THE STAR GOLD COAST MAGIC MILLIONS 2YO CLASSIC - 1200m



17 January 2025 - 18:04

Track Rating: Good 4, Weather: Overcast, Rail Position: +0.5m
 800m-400m; True Remainder

Section	Overall	1000m	800m	600m	400m	200m
Section Times	1:10.79 [14] (0:13.60)	0:57.19 [7] (0:10.93)	0:46.26 [8] (0:11.26)	0:35.00 [8] (0:11.33)	0:23.67 [9] (0:11.47)	0:12.20 [10] (0:12.20)
Average Speed [km/h]	53.0	66.4	64.2	64.5	63.3	58.8
Top Speed [km/h]	68.5	68.4	65.3	65.0	64.7	62.4
Avg. Dist. to Rail [m]	5.7	1.7	1.4	2.7	5.3	5.1
Avg. Stride Freq. [Hz]	2.4	2.4	2.3	2.4	2.4	2.3
Avg. Stride Length [m]	6.2	7.6	7.6	7.5	7.4	7.1



- [] Ranking at each section and finish
- .-.- No data available at this section
- NA No data available



Horse/Jockey Name	Luva Flutta
Final Rank	15
Fastest Section Time (Section)	0:10.96 (1000m)
Top Speed [km/h] (Section)	66.8 (Overall)
Race State	Finished



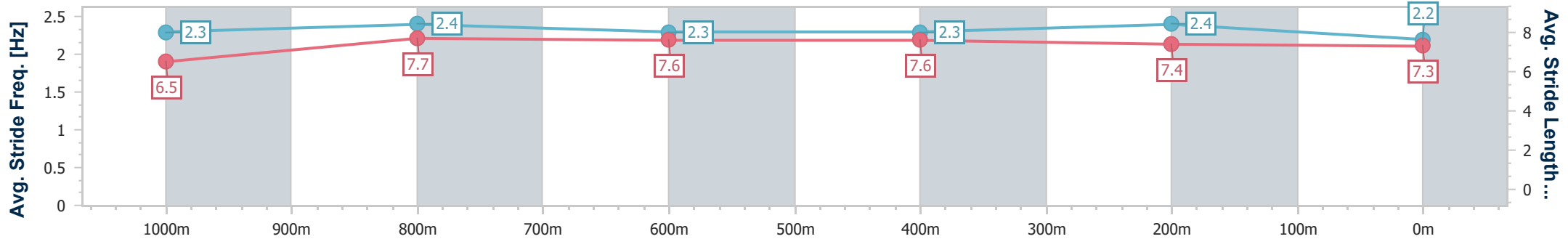
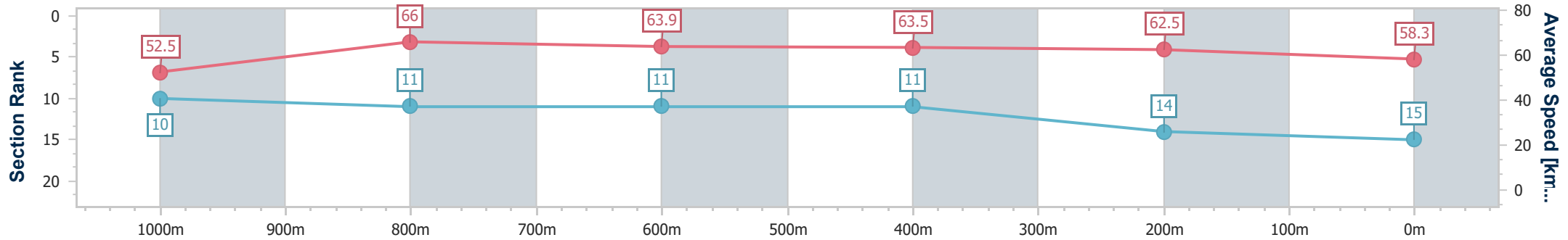
Aquis Park Gold Coast QLD Professional
 Race 2: THE STAR GOLD COAST MAGIC MILLIONS 2YO CLASSIC - 1200m



17 January 2025 - 18:04

Track Rating: Good 4, Weather: Overcast, Rail Position: +0.5m
 800m-400m; True Remainder

Section	Overall	1000m	800m	600m	400m	200m
Section Times	1:11.12 [15] (0:13.76)	0:57.36 [10] (0:10.96)	0:46.40 [11] (0:11.28)	0:35.12 [11] (0:11.29)	0:23.83 [11] (0:11.51)	0:12.32 [14] (0:12.32)
Average Speed [km/h]	52.5	66.0	63.9	63.5	62.5	58.3
Top Speed [km/h]	66.8	66.7	65.1	64.2	63.7	61.8
Avg. Dist. to Rail [m]	3.5	1.3	0.6	1.1	1.8	3.0
Avg. Stride Freq. [Hz]	2.3	2.4	2.3	2.3	2.4	2.2
Avg. Stride Length [m]	6.5	7.7	7.6	7.6	7.4	7.3



- [] Ranking at each section and finish
- .-.- No data available at this section
- NA No data available



Horse/Jockey Name	Formula Rossa
Final Rank	16
Fastest Section Time (Section)	0:11.24 (1000m)
Top Speed [km/h] (Section)	67.1 (800m)
Race State	Finished



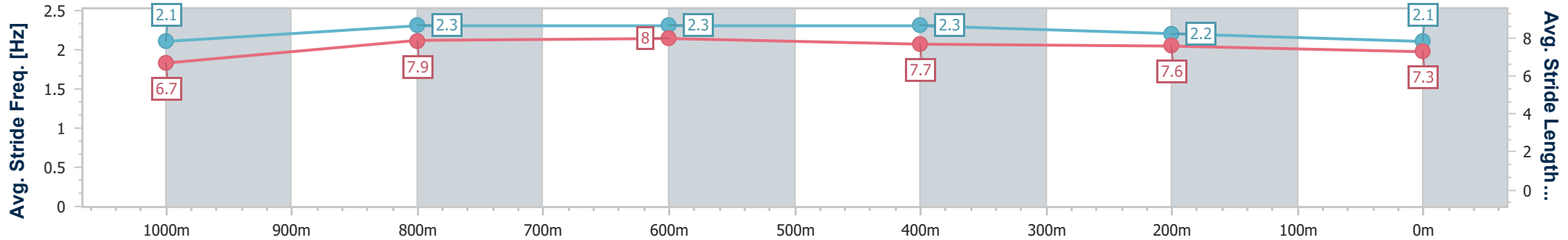
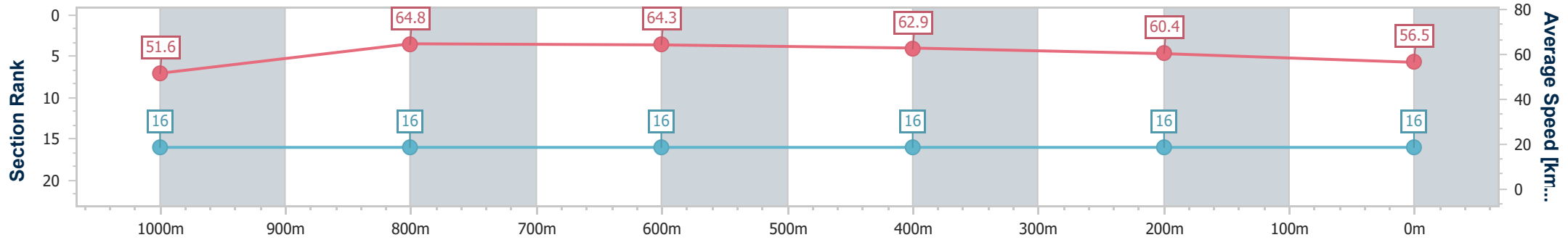
Aquis Park Gold Coast QLD Professional
 Race 2: THE STAR GOLD COAST MAGIC MILLIONS 2YO CLASSIC - 1200m



17 January 2025 - 18:04

Track Rating: Good 4, Weather: Overcast, Rail Position: +0.5m
 800m-400m; True Remainder

Section	Overall	1000m	800m	600m	400m	200m
Section Times	1:12.65 [16] (0:14.02)	0:58.63 [16] (0:11.24)	0:47.39 [16] (0:11.27)	0:36.12 [16] (0:11.46)	0:24.66 [16] (0:11.92)	0:12.74 [16] (0:12.74)
Average Speed [km/h]	51.6	64.8	64.3	62.9	60.4	56.5
Top Speed [km/h]	65.2	66.9	67.1	63.3	61.6	59.9
Avg. Dist. to Rail [m]	10.2	3.8	1.4	0.3	0.7	1.7
Avg. Stride Freq. [Hz]	2.1	2.3	2.3	2.3	2.2	2.1
Avg. Stride Length [m]	6.7	7.9	8.0	7.7	7.6	7.3



- [] Ranking at each section and finish
- .-.- No data available at this section
- NA No data available



Aquis Park Gold Coast QLD Professional

Race 3: HOWDEN MAGIC MILLIONS SNIPPETS - 1200m



17 January 2025 - 18:36

Track Rating: Good 4, Weather: Overcast, Rail Position: +0.5m 800m-400m; True Remainder

Section		Field Times											Last 600m	
		Overall	1000m	800m	600m	400m	200m						0:33.74	
		1:08.29 (0:13.27)	0:55.02 (0:10.40)	0:44.62 (0:10.88)	0:33.74 (0:11.09)	0:22.65 (0:11.11)	0:11.54 (0:11.54)							
Rank	TAB	Horse/Jockey	Barrier	Top Speed [km/h]	Fastest Section								Margin	Distance Travelled [m]
1	1	ZARASTRO Angela Jones	6	71.4 1000m	0:10.38 1000m	1:08.29 [1] (0:13.29)	0:55.00 [2] (0:10.38)	0:44.62 [1] (0:10.88)	0:33.74 [1] (0:11.09)	0:22.65 [1] (0:11.11)	0:11.54 [1] (0:11.54)	1:08.29	0:33.74	
2	10	THE NOVELIST Tim Clark	1	69.8 1000m	0:10.56 1000m	1:08.71 [2] (0:13.44)	0:55.27 [7] (0:10.56)	0:44.71 [6] (0:10.82)	0:33.89 [5] (0:10.93)	0:22.96 [2] (0:11.16)	0:11.80 [2] (0:11.80)	2.3L	0:33.89	+0
3	5	SEMANA Damian Lane	4	71.0 Overall	0:10.60 1000m	1:08.92 [3] (0:13.76)	0:55.16 [11] (0:10.60)	0:44.56 [11] (0:10.71)	0:33.85 [10] (0:11.18)	0:22.67 [9] (0:11.07)	0:11.60 [4] (0:11.60)	3.3L	0:33.85	-4
4	6	HARD TO SAY Blake Shinn	8	70.8 Overall	0:10.64 1000m	1:09.03 [4] (0:13.27)	0:55.76 [1] (0:10.64)	0:45.12 [3] (0:10.89)	0:34.23 [4] (0:11.42)	0:22.81 [8] (0:11.28)	0:11.53 [6] (0:11.53)	3.8L	0:34.23	+3
5	11	LAVISH EMPIRE Tyler Schiller	9	69.9 1000m	0:10.55 1000m	1:09.12 [5] (0:14.06)	0:55.06 [13] (0:10.55)	0:44.51 [14] (0:10.87)	0:33.64 [14] (0:11.15)	0:22.49 [14] (0:11.04)	0:11.45 [9] (0:11.45)	4.2L	0:33.64	-1
6	8	HEDGED Ethan Brown	2	70.6 1000m	0:10.56 1000m	1:09.14 [6] (0:13.38)	0:55.76 [4] (0:10.56)	0:45.20 [4] (0:10.86)	0:34.34 [3] (0:11.15)	0:23.19 [4] (0:11.21)	0:11.98 [3] (0:11.98)	4.3L	0:34.34	+9
7	2	CANNONBALL Martin Harley	3	69.6 1000m	0:10.53 1000m	1:09.29 [7] (0:13.44)	0:55.85 [6] (0:10.53)	0:45.32 [5] (0:10.89)	0:34.43 [6] (0:11.19)	0:23.24 [6] (0:11.32)	0:11.92 [5] (0:11.92)	5.1L	0:34.43	+9
8	9	NETTUNO Craig Williams	5	70.8 1000m	0:10.47 1000m	1:09.33 [8] (0:13.64)	0:55.69 [9] (0:10.47)	0:45.22 [8] (0:10.83)	0:34.39 [9] (0:11.33)	0:23.06 [10] (0:11.23)	0:11.83 [7] (0:11.83)	5.3L	0:34.39	+0
9	14	BAROQUE ROAD Andrew Adkins	14	72.0 1000m	0:10.47 1000m	1:09.72 [9] (0:13.93)	0:55.79 [12] (0:10.47)	0:45.32 [12] (0:10.86)	0:34.46 [12] (0:11.22)	0:23.24 [12] (0:11.22)	0:12.02 [10] (0:12.02)	7.6L	0:34.46	+1
10	7	PRINCE OF BOOM James Orman	11	72.2 1000m	0:10.40 1000m	1:09.84 [10] (0:13.33)	0:56.51 [3] (0:10.40)	0:46.11 [2] (0:10.99)	0:35.12 [2] (0:11.20)	0:23.92 [3] (0:11.61)	0:12.31 [8] (0:12.31)	8.1L	0:35.12	-2

Scratched: Steady Ready (#3), Bubba's Bay (#16)

[] Ranking at each section and finish
 -:-:- No data available at this section
 NA No data available

SCN Saddle cloth number
 DNF Did not finish
 DNT Did not track



Aquis Park Gold Coast QLD Professional

Race 3: HOWDEN MAGIC MILLIONS SNIPPETS - 1200m



17 January 2025 - 18:36

Track Rating: Good 4, Weather: Overcast, Rail Position: +0.5m 800m-400m; True Remainder

Section		Overall	1000m	800m	600m	400m	200m	Last 600m					
Field Times		1:08.29 (0:13.27)	0:55.02 (0:10.40)	0:44.62 (0:10.88)	0:33.74 (0:11.09)	0:22.65 (0:11.11)	0:11.54 (0:11.54)	0:33.74					
Rank	TAB Horse/Jockey	Barrier	Top Speed [km/h]	Fastest Section	Margin							Distance Travelled [m]	
11	13 SHALAILED Chad Schofield	10	70.7 1000m	0:10.45 1000m	1:09.90 [11] (0:13.71)	0:56.19 [10] (0:10.45)	0:45.74 [9] (0:11.00)	0:34.74 [11] (0:11.21)	0:23.53 [11] (0:11.45)	0:12.08 [12] (0:12.08)	8.3L	0:34.74	+4
12	4 IRISH SONGS Robbie Dolan	12	70.6 1000m	0:10.46 1000m	1:09.90 [12] (0:14.10)	0:55.80 [14] (0:10.46)	0:45.34 [13] (0:10.76)	0:34.58 [13] (0:11.19)	0:23.39 [13] (0:11.36)	0:12.03 [14] (0:12.03)	8.4L	0:34.58	+6
13	15 ECONOMICS Kyle Wilson-Taylor	13	70.9 1000m	0:10.67 1000m	1:10.39 [13] (0:13.51)	0:56.88 [8] (0:10.67)	0:46.21 [10] (0:10.73)	0:35.48 [7] (0:11.05)	0:24.43 [5] (0:11.76)	0:12.67 [11] (0:12.67)	11.2L	0:35.48	+5
14	12 GOLDSBOROUGH Nikita Beriman	7	71.5 1000m	0:10.60 1000m	1:10.47 [14] (0:13.43)	0:57.04 [5] (0:10.60)	0:46.44 [7] (0:10.89)	0:35.55 [8] (0:11.27)	0:24.28 [7] (0:11.66)	0:12.62 [13] (0:12.62)	11.6L	0:35.55	+10

Scratched: Steady Ready (#3), Bubba's Bay (#16)

[] Ranking at each section and finish
 -:-:-:- No data available at this section
 NA No data available

SCN Saddle cloth number
 DNF Did not finish
 DNT Did not track



Horse/Jockey Name	Zarastro
Final Rank	1
Fastest Section Time (Section)	0:10.38 (1000m)
Top Speed [km/h] (Section)	71.4 (1000m)
Race State	Finished

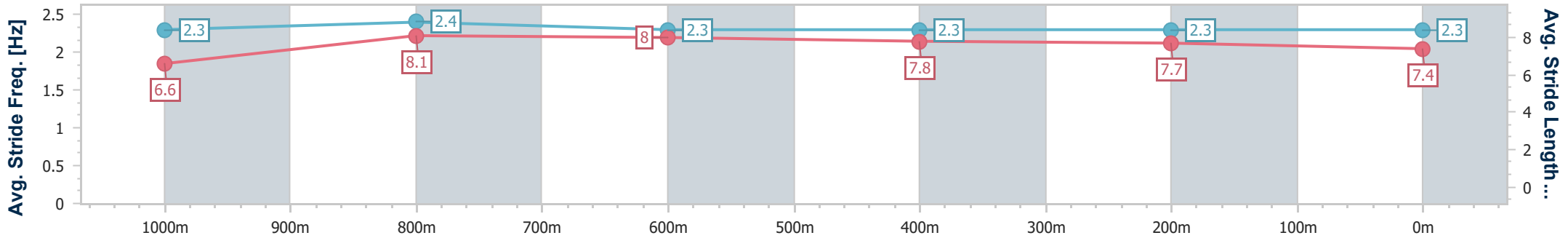
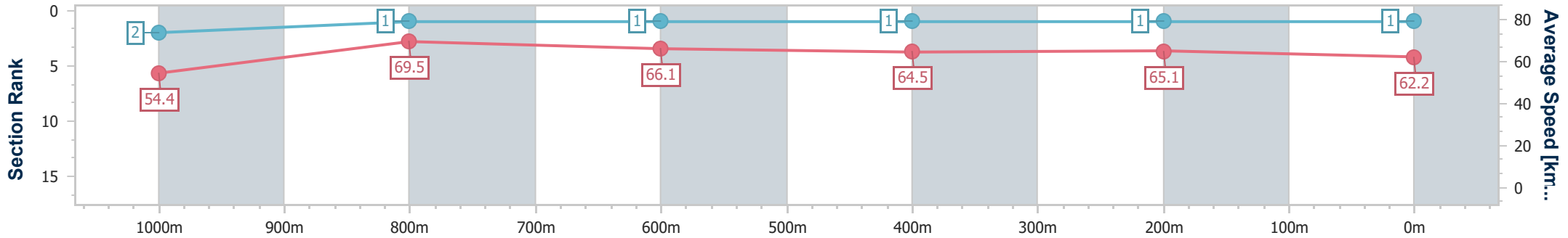


Aquis Park Gold Coast QLD Professional
Race 3: HOWDEN MAGIC MILLIONS SNIPPETS - 1200m



17 January 2025 - 18:36
Track Rating: Good 4, Weather: Overcast, Rail Position: +0.5m
800m-400m; True Remainder

Section	Overall	1000m	800m	600m	400m	200m
Section Times	1:08.29 [1] (0:13.29)	0:55.00 [2] (0:10.38)	0:44.62 [1] (0:10.88)	0:33.74 [1] (0:11.09)	0:22.65 [1] (0:11.11)	0:11.54 [1] (0:11.54)
Average Speed [km/h]	54.4	69.5	66.1	64.5	65.1	62.2
Top Speed [km/h]	69.7	71.4	68.1	66.3	65.4	64.6
Avg. Dist. to Rail [m]	3.6	1.0	0.3	0.7	0.9	0.6
Avg. Stride Freq. [Hz]	2.3	2.4	2.3	2.3	2.3	2.3
Avg. Stride Length [m]	6.6	8.1	8.0	7.8	7.7	7.4



- [] Ranking at each section and finish
- .-.- No data available at this section
- NA No data available



Horse/Jockey Name	The Novelist
Final Rank	2
Fastest Section Time (Section)	0:10.56 (1000m)
Top Speed [km/h] (Section)	69.8 (1000m)
Race State	Finished

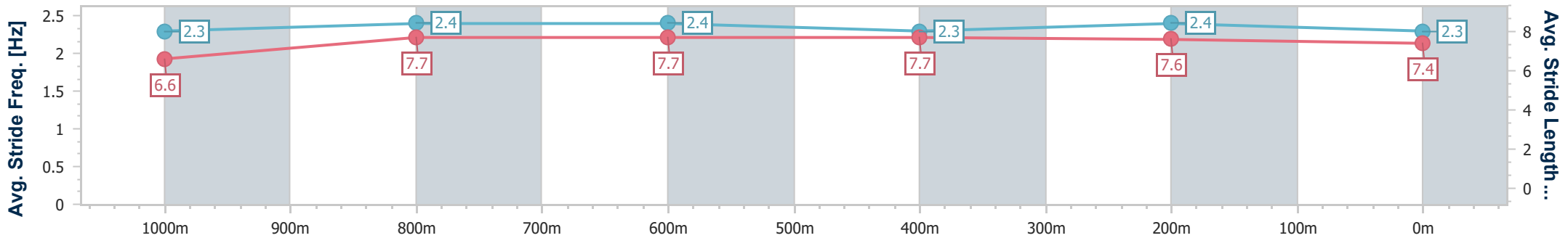
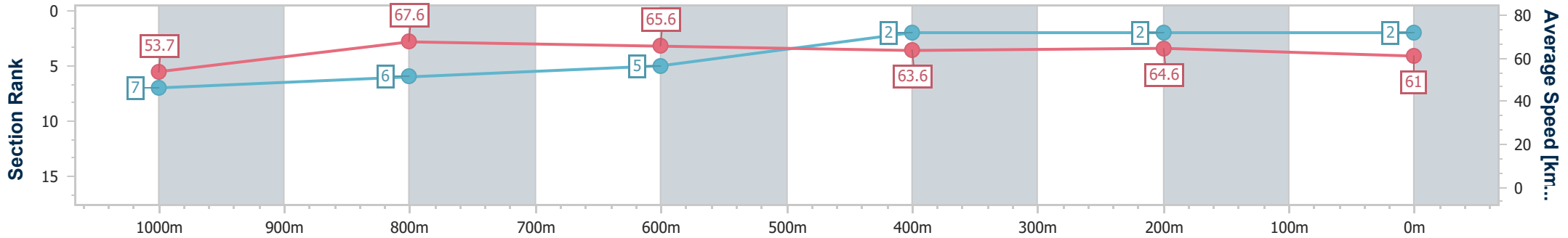


Aquis Park Gold Coast QLD Professional
Race 3: HOWDEN MAGIC MILLIONS SNIPPETS - 1200m



17 January 2025 - 18:36
Track Rating: Good 4, Weather: Overcast, Rail Position: +0.5m
800m-400m; True Remainder

Section	Overall	1000m	800m	600m	400m	200m
Section Times	1:08.71 [2] (0:13.44)	0:55.27 [7] (0:10.56)	0:44.71 [6] (0:10.82)	0:33.89 [5] (0:10.93)	0:22.96 [2] (0:11.16)	0:11.80 [2] (0:11.80)
Average Speed [km/h]	53.7	67.6	65.6	63.6	64.6	61.0
Top Speed [km/h]	68.5	69.8	67.4	64.1	67.6	63.1
Avg. Dist. to Rail [m]	0.2	1.2	3.1	5.7	2.9	1.2
Avg. Stride Freq. [Hz]	2.3	2.4	2.4	2.3	2.4	2.3
Avg. Stride Length [m]	6.6	7.7	7.7	7.7	7.6	7.4



- [] Ranking at each section and finish
- .-.- No data available at this section
- NA No data available



Horse/Jockey Name	Semana
Final Rank	3
Fastest Section Time (Section)	0:10.60 (1000m)
Top Speed [km/h] (Section)	71.0 (Overall)
Race State	Finished

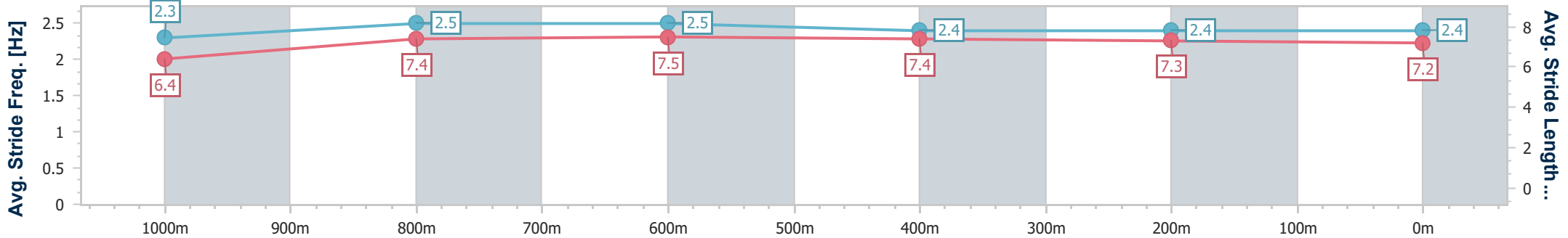
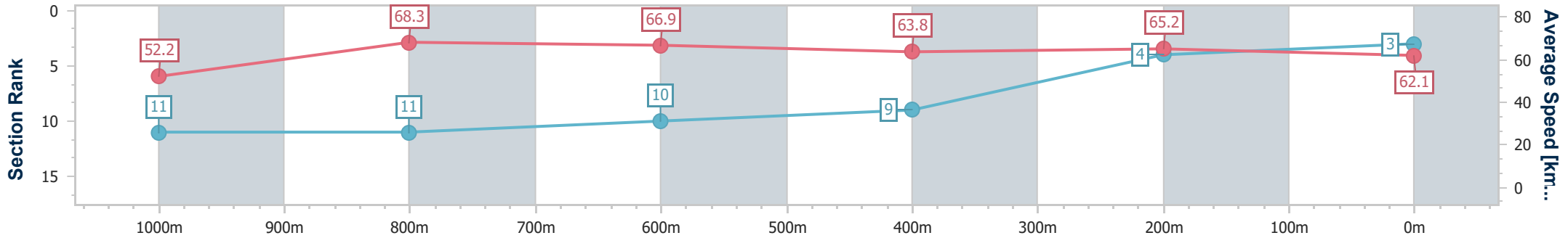


Aquis Park Gold Coast QLD Professional
Race 3: HOWDEN MAGIC MILLIONS SNIPPETS - 1200m



17 January 2025 - 18:36
Track Rating: Good 4, Weather: Overcast, Rail Position: +0.5m
800m-400m; True Remainder

Section	Overall	1000m	800m	600m	400m	200m
Section Times	1:08.92 [3] (0:13.76)	0:55.16 [11] (0:10.60)	0:44.56 [11] (0:10.71)	0:33.85 [10] (0:11.18)	0:22.67 [9] (0:11.07)	0:11.60 [4] (0:11.60)
Average Speed [km/h]	52.2	68.3	66.9	63.8	65.2	62.1
Top Speed [km/h]	71.0	70.9	68.5	66.4	66.0	64.3
Avg. Dist. to Rail [m]	1.0	0.8	0.5	1.4	0.7	0.3
Avg. Stride Freq. [Hz]	2.3	2.5	2.5	2.4	2.4	2.4
Avg. Stride Length [m]	6.4	7.4	7.5	7.4	7.3	7.2



- [] Ranking at each section and finish
- .-.- No data available at this section
- NA No data available



Horse/Jockey Name	Hard To Say
Final Rank	4
Fastest Section Time (Section)	0:10.64 (1000m)
Top Speed [km/h] (Section)	70.8 (Overall)
Race State	Finished

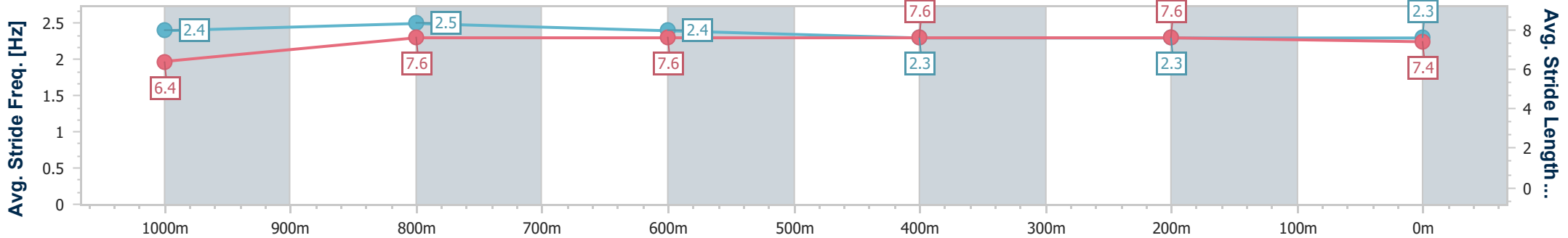
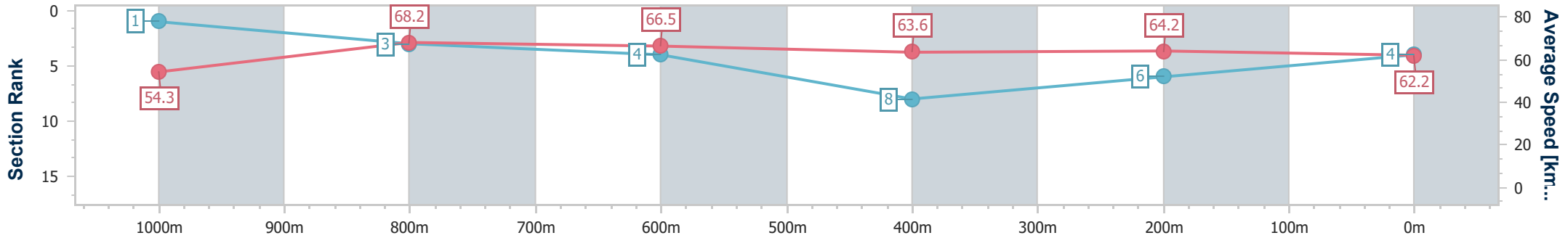


Aquis Park Gold Coast QLD Professional
Race 3: HOWDEN MAGIC MILLIONS SNIPPETS - 1200m



17 January 2025 - 18:36
Track Rating: Good 4, Weather: Overcast, Rail Position: +0.5m
800m-400m; True Remainder

Section	Overall	1000m	800m	600m	400m	200m
Section Times	1:09.03 [4] (0:13.27)	0:55.76 [1] (0:10.64)	0:45.12 [3] (0:10.89)	0:34.23 [4] (0:11.42)	0:22.81 [8] (0:11.28)	0:11.53 [6] (0:11.53)
Average Speed [km/h]	54.3	68.2	66.5	63.6	64.2	62.2
Top Speed [km/h]	70.8	70.7	68.7	64.9	65.3	64.1
Avg. Dist. to Rail [m]	5.5	2.7	1.6	1.4	1.5	3.1
Avg. Stride Freq. [Hz]	2.4	2.5	2.4	2.3	2.3	2.3
Avg. Stride Length [m]	6.4	7.6	7.6	7.6	7.6	7.4



- [] Ranking at each section and finish
- .-.- No data available at this section
- NA No data available



Horse/Jockey Name	Lavish Empire
Final Rank	5
Fastest Section Time (Section)	0:10.55 (1000m)
Top Speed [km/h] (Section)	69.9 (1000m)
Race State	Finished

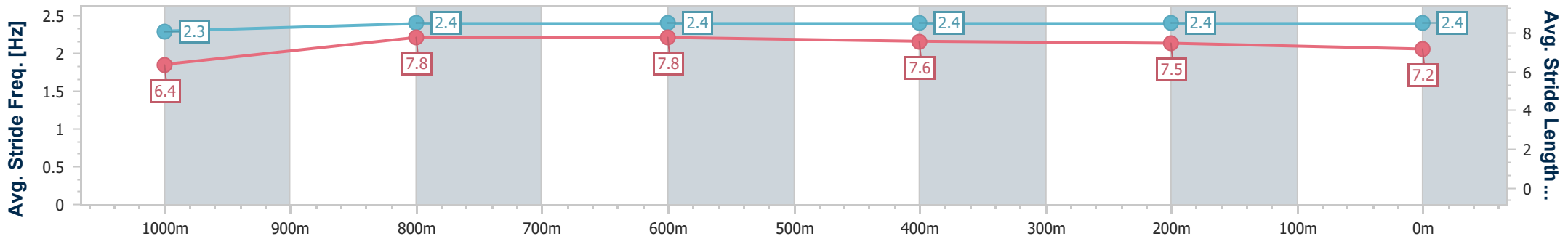
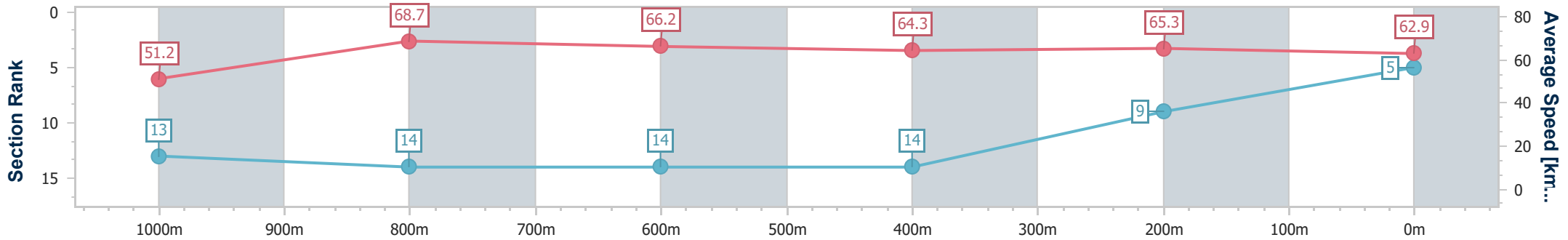


Aquis Park Gold Coast QLD Professional
Race 3: HOWDEN MAGIC MILLIONS SNIPPETS - 1200m



17 January 2025 - 18:36
Track Rating: Good 4, Weather: Overcast, Rail Position: +0.5m
800m-400m; True Remainder

Section	Overall	1000m	800m	600m	400m	200m
Section Times	1:09.12 [5] (0:14.06)	0:55.06 [13] (0:10.55)	0:44.51 [14] (0:10.87)	0:33.64 [14] (0:11.15)	0:22.49 [14] (0:11.04)	0:11.45 [9] (0:11.45)
Average Speed [km/h]	51.2	68.7	66.2	64.3	65.3	62.9
Top Speed [km/h]	69.2	69.9	67.5	66.1	67.0	64.4
Avg. Dist. to Rail [m]	5.5	0.8	0.6	1.0	0.5	0.5
Avg. Stride Freq. [Hz]	2.3	2.4	2.4	2.4	2.4	2.4
Avg. Stride Length [m]	6.4	7.8	7.8	7.6	7.5	7.2



- [] Ranking at each section and finish
- .-.- No data available at this section
- NA No data available



Horse/Jockey Name	Hedged
Final Rank	6
Fastest Section Time (Section)	0:10.56 (1000m)
Top Speed [km/h] (Section)	70.6 (1000m)
Race State	Finished

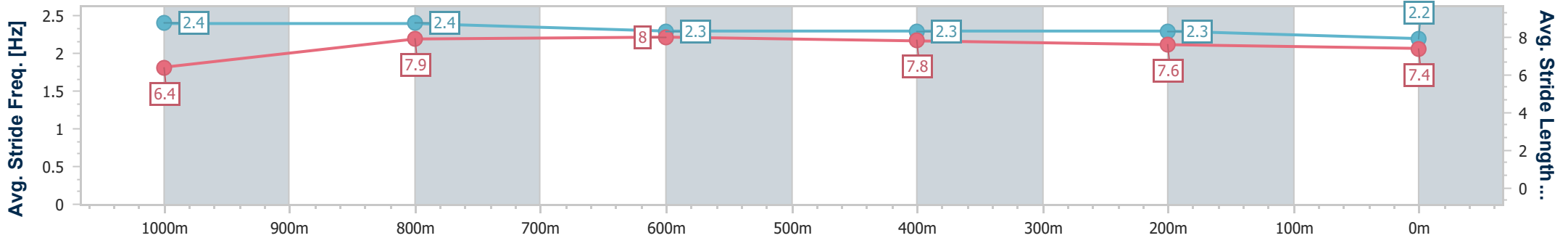
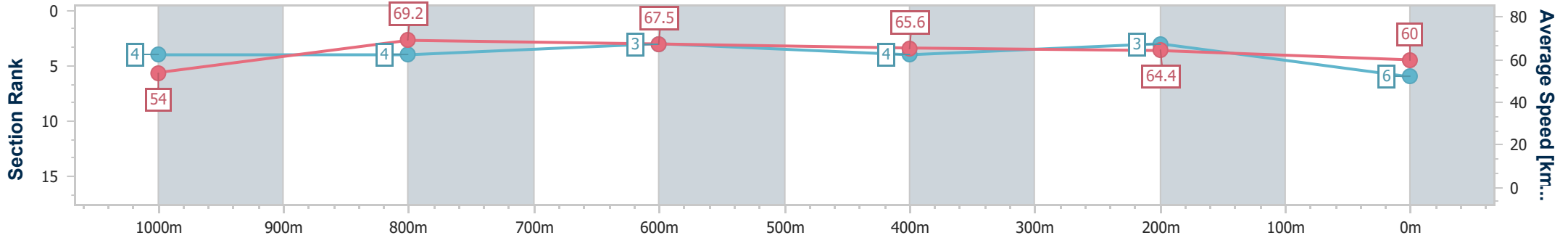


Aquis Park Gold Coast QLD Professional
 Race 3: HOWDEN MAGIC MILLIONS SNIPPETS - 1200m



17 January 2025 - 18:36
 Track Rating: Good 4, Weather: Overcast, Rail Position: +0.5m
 800m-400m; True Remainder

Section	Overall	1000m	800m	600m	400m	200m
Section Times	1:09.14 [6] (0:13.38)	0:55.76 [4] (0:10.56)	0:45.20 [4] (0:10.86)	0:34.34 [3] (0:11.15)	0:23.19 [4] (0:11.21)	0:11.98 [3] (0:11.98)
Average Speed [km/h]	54.0	69.2	67.5	65.6	64.4	60.0
Top Speed [km/h]	68.2	70.6	68.2	66.8	65.4	63.1
Avg. Dist. to Rail [m]	1.8	3.7	4.5	2.3	4.6	5.9
Avg. Stride Freq. [Hz]	2.4	2.4	2.3	2.3	2.3	2.2
Avg. Stride Length [m]	6.4	7.9	8.0	7.8	7.6	7.4



- [] Ranking at each section and finish
- .-.- No data available at this section
- NA No data available



Horse/Jockey Name	Cannonball
Final Rank	7
Fastest Section Time (Section)	0:10.53 (1000m)
Top Speed [km/h] (Section)	69.6 (1000m)
Race State	Finished

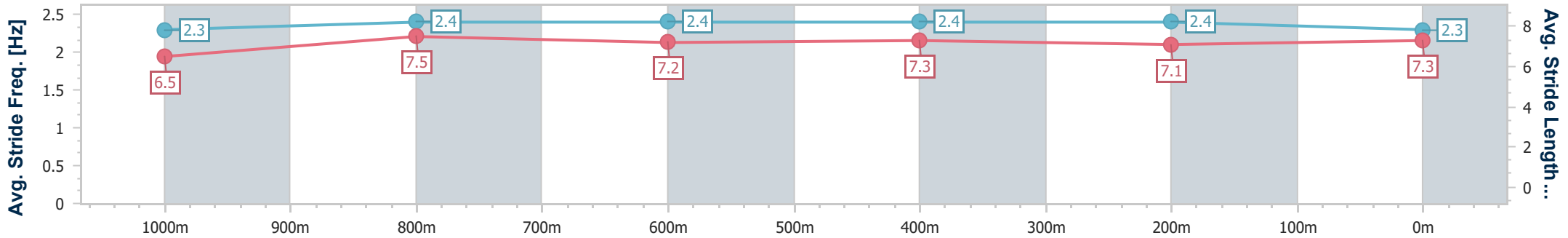
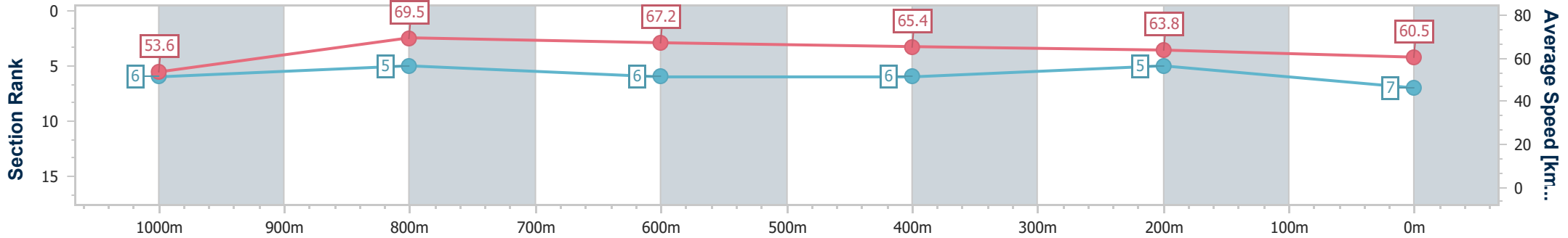


Aquis Park Gold Coast QLD Professional
Race 3: HOWDEN MAGIC MILLIONS SNIPPETS - 1200m



17 January 2025 - 18:36
Track Rating: Good 4, Weather: Overcast, Rail Position: +0.5m
800m-400m; True Remainder

Section	Overall	1000m	800m	600m	400m	200m
Section Times	1:09.29 [7] (0:13.44)	0:55.85 [6] (0:10.53)	0:45.32 [5] (0:10.89)	0:34.43 [6] (0:11.19)	0:23.24 [6] (0:11.32)	0:11.92 [5] (0:11.92)
Average Speed [km/h]	53.6	69.5	67.2	65.4	63.8	60.5
Top Speed [km/h]	68.9	69.6	67.6	66.4	64.8	63.2
Avg. Dist. to Rail [m]	1.5	3.3	4.1	3.1	4.1	5.9
Avg. Stride Freq. [Hz]	2.3	2.4	2.4	2.4	2.4	2.3
Avg. Stride Length [m]	6.5	7.5	7.2	7.3	7.1	7.3



- [] Ranking at each section and finish
- .-.- No data available at this section
- NA No data available



Horse/Jockey Name	Nettuno
Final Rank	8
Fastest Section Time (Section)	0:10.47 (1000m)
Top Speed [km/h] (Section)	70.8 (1000m)
Race State	Finished

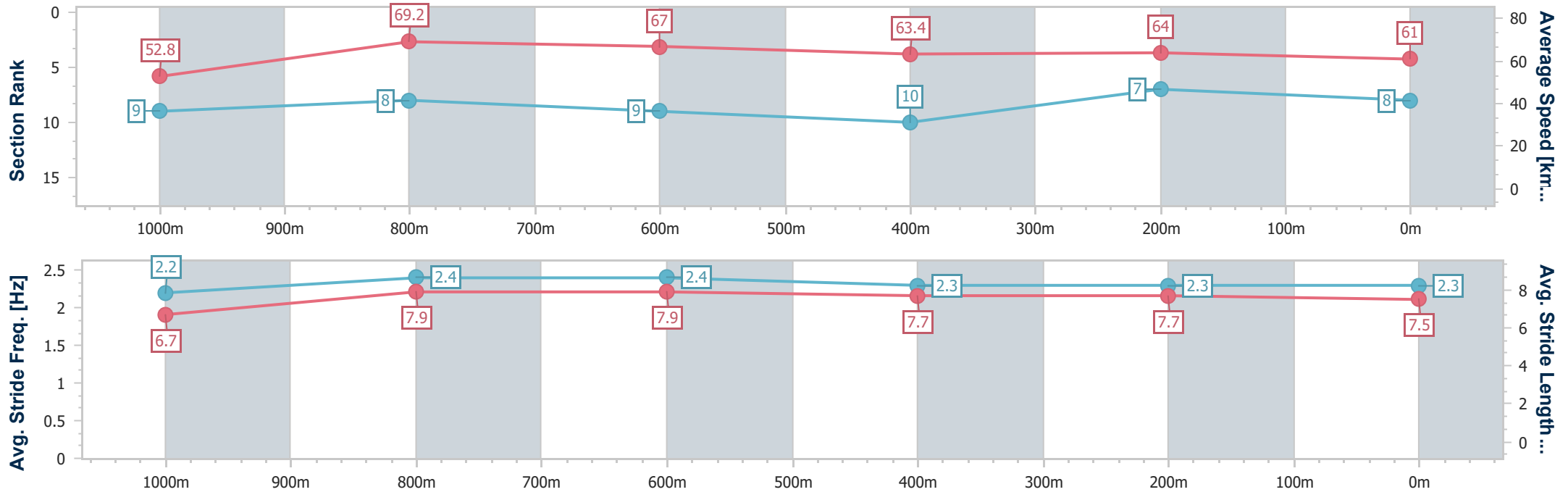


Aquis Park Gold Coast QLD Professional
Race 3: HOWDEN MAGIC MILLIONS SNIPPETS - 1200m



17 January 2025 - 18:36
Track Rating: Good 4, Weather: Overcast, Rail Position: +0.5m
800m-400m; True Remainder

Section	Overall	1000m	800m	600m	400m	200m
Section Times	1:09.33 [8] (0:13.64)	0:55.69 [9] (0:10.47)	0:45.22 [8] (0:10.83)	0:34.39 [9] (0:11.33)	0:23.06 [10] (0:11.23)	0:11.83 [7] (0:11.83)
Average Speed [km/h]	52.8	69.2	67.0	63.4	64.0	61.0
Top Speed [km/h]	68.8	70.8	69.7	64.7	65.8	63.1
Avg. Dist. to Rail [m]	3.7	1.6	1.2	0.4	1.1	2.9
Avg. Stride Freq. [Hz]	2.2	2.4	2.4	2.3	2.3	2.3
Avg. Stride Length [m]	6.7	7.9	7.9	7.7	7.7	7.5



- [] Ranking at each section and finish
- .-.- No data available at this section
- NA No data available



Horse/Jockey Name	Baroque Road
Final Rank	9
Fastest Section Time (Section)	0:10.47 (1000m)
Top Speed [km/h] (Section)	72.0 (1000m)
Race State	Finished

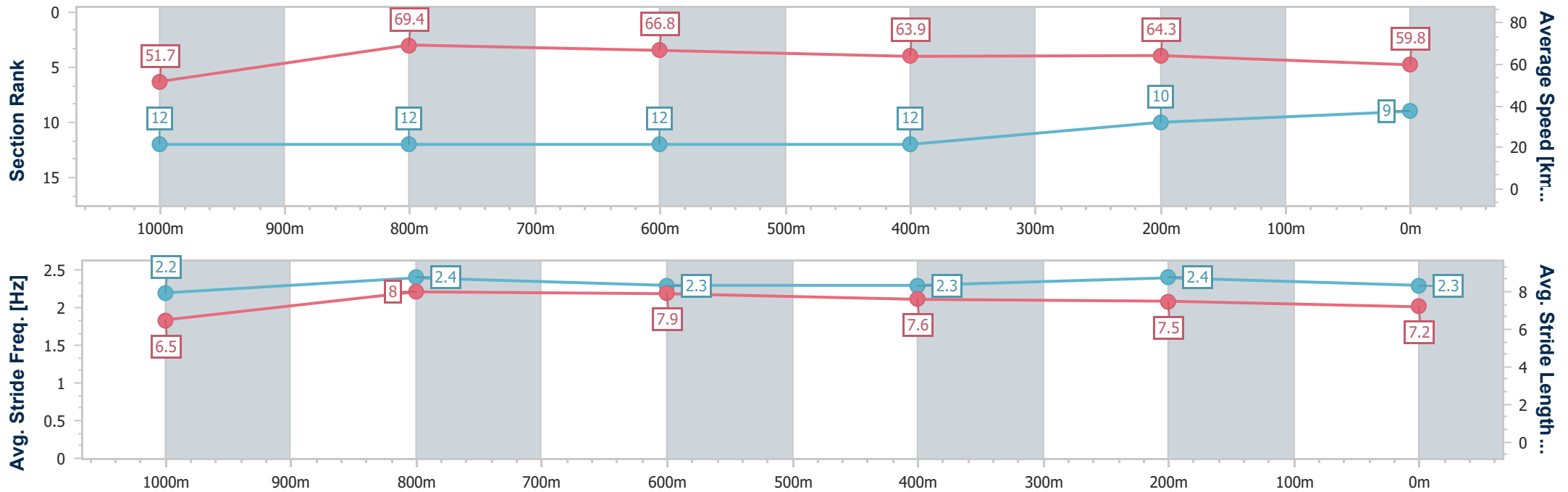


Aquis Park Gold Coast QLD Professional
Race 3: HOWDEN MAGIC MILLIONS SNIPPETS - 1200m



17 January 2025 - 18:36
Track Rating: Good 4, Weather: Overcast, Rail Position: +0.5m
800m-400m; True Remainder

Section	Overall	1000m	800m	600m	400m	200m
Section Times	1:09.72 [9] (0:13.93)	0:55.79 [12] (0:10.47)	0:45.32 [12] (0:10.86)	0:34.46 [12] (0:11.22)	0:23.24 [12] (0:11.22)	0:12.02 [10] (0:12.02)
Average Speed [km/h]	51.7	69.4	66.8	63.9	64.3	59.8
Top Speed [km/h]	70.2	72.0	68.2	66.5	65.3	62.4
Avg. Dist. to Rail [m]	10.1	2.0	1.3	0.5	0.3	0.4
Avg. Stride Freq. [Hz]	2.2	2.4	2.3	2.3	2.4	2.3
Avg. Stride Length [m]	6.5	8.0	7.9	7.6	7.5	7.2



- [] Ranking at each section and finish
- .-.- No data available at this section
- NA No data available



Horse/Jockey Name	Prince Of Boom
Final Rank	10
Fastest Section Time (Section)	0:10.40 (1000m)
Top Speed [km/h] (Section)	72.2 (1000m)
Race State	Finished

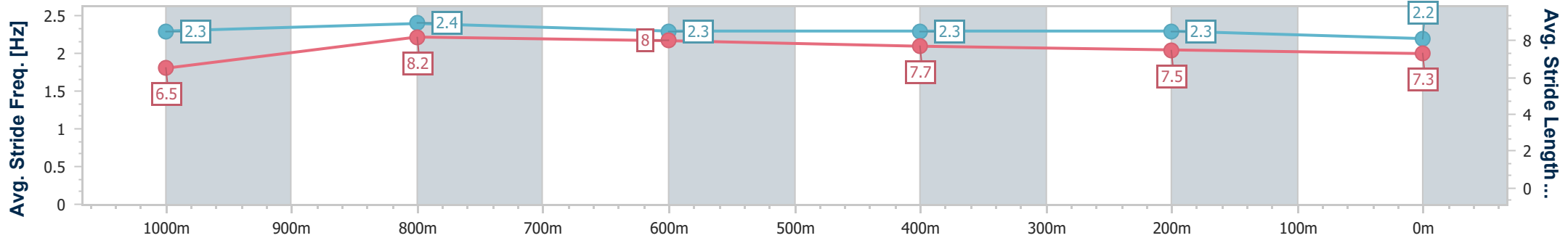
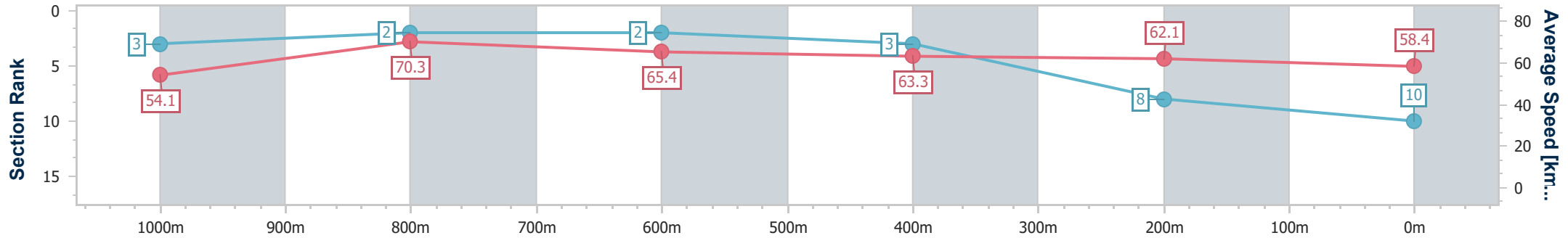


Aquis Park Gold Coast QLD Professional
Race 3: HOWDEN MAGIC MILLIONS SNIPPETS - 1200m



17 January 2025 - 18:36
Track Rating: Good 4, Weather: Overcast, Rail Position: +0.5m
800m-400m; True Remainder

Section	Overall	1000m	800m	600m	400m	200m
Section Times	1:09.84 [10] (0:13.33)	0:56.51 [3] (0:10.40)	0:46.11 [2] (0:10.99)	0:35.12 [2] (0:11.20)	0:23.92 [3] (0:11.61)	0:12.31 [8] (0:12.31)
Average Speed [km/h]	54.1	70.3	65.4	63.3	62.1	58.4
Top Speed [km/h]	72.2	72.2	68.5	64.3	64.0	60.1
Avg. Dist. to Rail [m]	8.4	3.3	1.0	2.6	1.3	1.4
Avg. Stride Freq. [Hz]	2.3	2.4	2.3	2.3	2.3	2.2
Avg. Stride Length [m]	6.5	8.2	8.0	7.7	7.5	7.3



- [] Ranking at each section and finish
- .-.- No data available at this section
- NA No data available



Horse/Jockey Name	Shalield
Final Rank	11
Fastest Section Time (Section)	0:10.45 (1000m)
Top Speed [km/h] (Section)	70.7 (1000m)
Race State	Finished

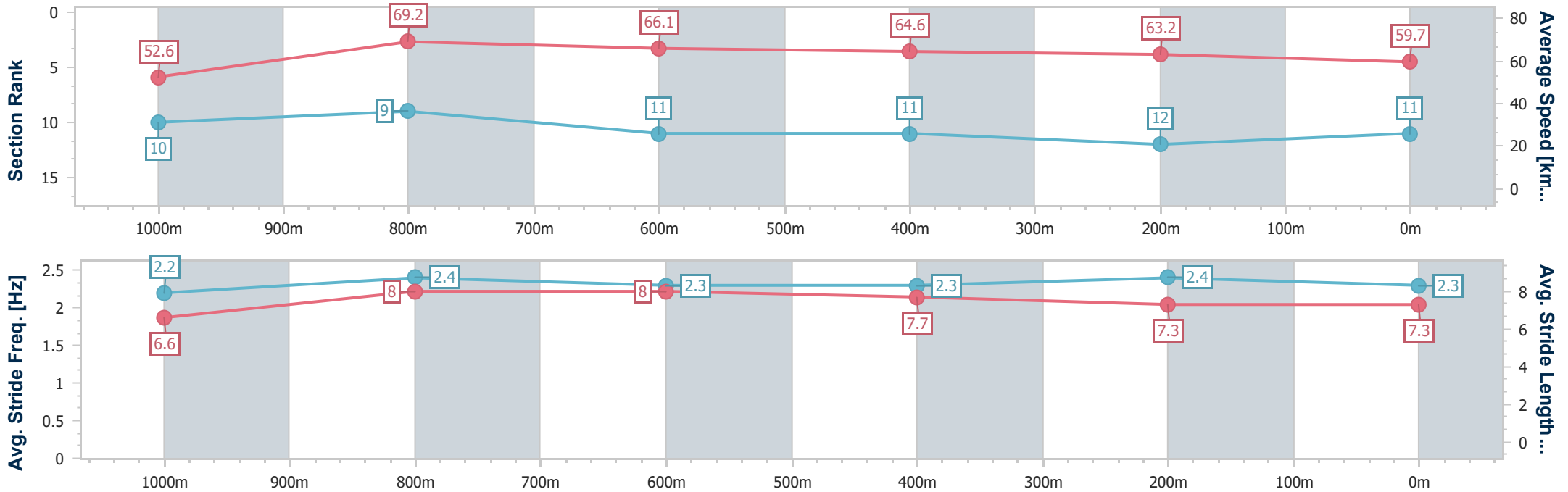


Aquis Park Gold Coast QLD Professional
Race 3: HOWDEN MAGIC MILLIONS SNIPPETS - 1200m



17 January 2025 - 18:36
Track Rating: Good 4, Weather: Overcast, Rail Position: +0.5m
800m-400m; True Remainder

Section	Overall	1000m	800m	600m	400m	200m
Section Times	1:09.90 [11] (0:13.71)	0:56.19 [10] (0:10.45)	0:45.74 [9] (0:11.00)	0:34.74 [11] (0:11.21)	0:23.53 [11] (0:11.45)	0:12.08 [12] (0:12.08)
Average Speed [km/h]	52.6	69.2	66.1	64.6	63.2	59.7
Top Speed [km/h]	68.1	70.7	68.1	65.3	65.4	62.1
Avg. Dist. to Rail [m]	6.1	2.4	1.9	1.2	4.9	7.4
Avg. Stride Freq. [Hz]	2.2	2.4	2.3	2.3	2.4	2.3
Avg. Stride Length [m]	6.6	8.0	8.0	7.7	7.3	7.3



- [] Ranking at each section and finish
- .-.- No data available at this section
- NA No data available



Horse/Jockey Name	Irish Songs
Final Rank	12
Fastest Section Time (Section)	0:10.46 (1000m)
Top Speed [km/h] (Section)	70.6 (1000m)
Race State	Finished

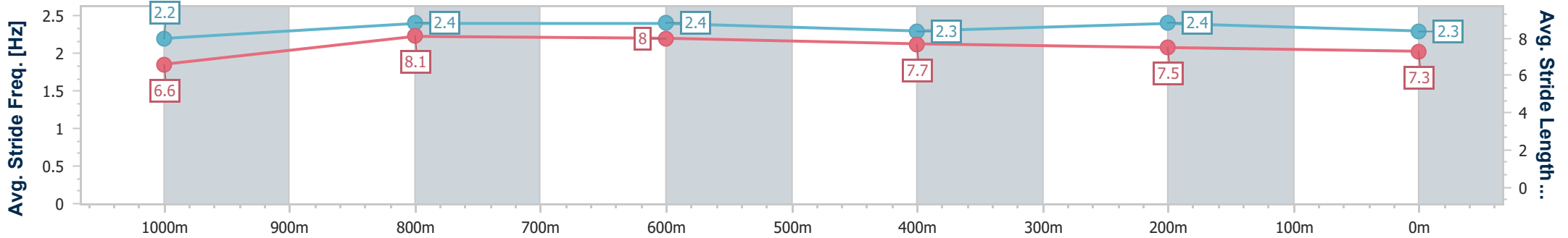
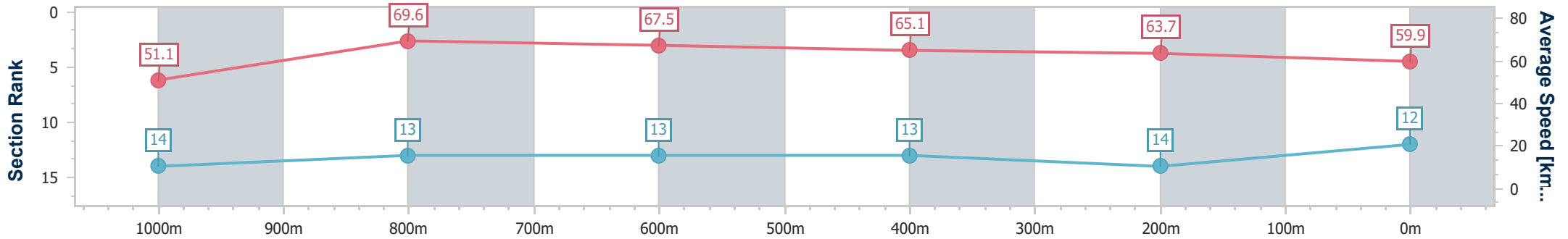


Aquis Park Gold Coast QLD Professional
Race 3: HOWDEN MAGIC MILLIONS SNIPPETS - 1200m



17 January 2025 - 18:36
Track Rating: Good 4, Weather: Overcast, Rail Position: +0.5m
800m-400m; True Remainder

Section	Overall	1000m	800m	600m	400m	200m
Section Times	1:09.90 [12] (0:14.10)	0:55.80 [14] (0:10.46)	0:45.34 [13] (0:10.76)	0:34.58 [13] (0:11.19)	0:23.39 [13] (0:11.36)	0:12.03 [14] (0:12.03)
Average Speed [km/h]	51.1	69.6	67.5	65.1	63.7	59.9
Top Speed [km/h]	68.5	70.6	69.0	66.8	64.8	62.6
Avg. Dist. to Rail [m]	7.2	2.2	2.2	2.1	5.2	6.5
Avg. Stride Freq. [Hz]	2.2	2.4	2.4	2.3	2.4	2.3
Avg. Stride Length [m]	6.6	8.1	8.0	7.7	7.5	7.3



- [] Ranking at each section and finish
- .-.- No data available at this section
- NA No data available



Horse/Jockey Name	Economics
Final Rank	13
Fastest Section Time (Section)	0:10.67 (1000m)
Top Speed [km/h] (Section)	70.9 (1000m)
Race State	Finished

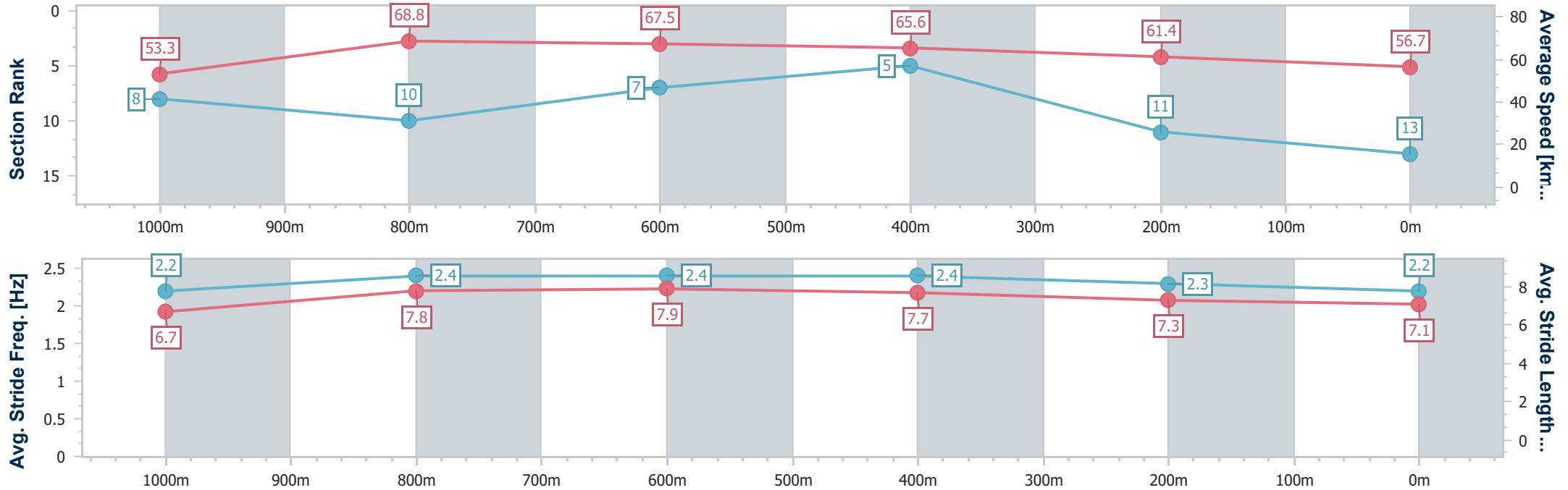


Aquis Park Gold Coast QLD Professional
Race 3: HOWDEN MAGIC MILLIONS SNIPPETS - 1200m



17 January 2025 - 18:36
Track Rating: Good 4, Weather: Overcast, Rail Position: +0.5m
800m-400m; True Remainder

Section	Overall	1000m	800m	600m	400m	200m
Section Times	1:10.39 [13] (0:13.51)	0:56.88 [8] (0:10.67)	0:46.21 [10] (0:10.73)	0:35.48 [7] (0:11.05)	0:24.43 [5] (0:11.76)	0:12.67 [11] (0:12.67)
Average Speed [km/h]	53.3	68.8	67.5	65.6	61.4	56.7
Top Speed [km/h]	70.8	70.9	68.8	66.0	63.0	59.5
Avg. Dist. to Rail [m]	8.1	4.0	2.8	0.5	4.3	7.3
Avg. Stride Freq. [Hz]	2.2	2.4	2.4	2.4	2.3	2.2
Avg. Stride Length [m]	6.7	7.8	7.9	7.7	7.3	7.1



- [] Ranking at each section and finish
- .-.- No data available at this section
- NA No data available



Horse/Jockey Name	Goldsborough
Final Rank	14
Fastest Section Time (Section)	0:10.60 (1000m)
Top Speed [km/h] (Section)	71.5 (1000m)
Race State	Finished

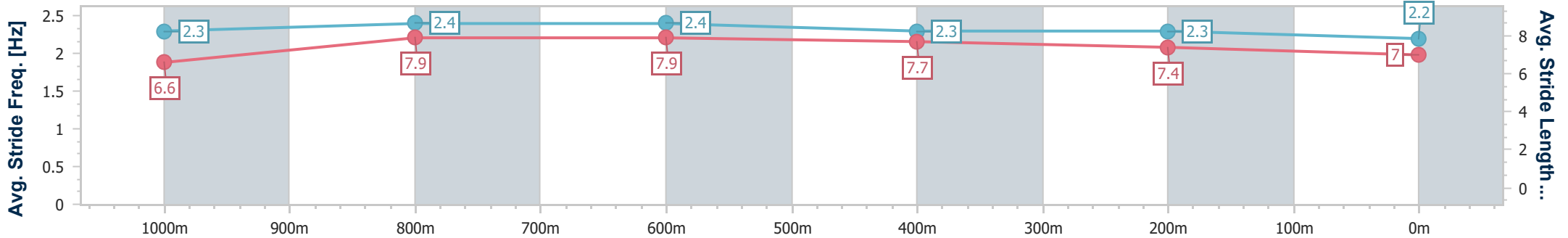
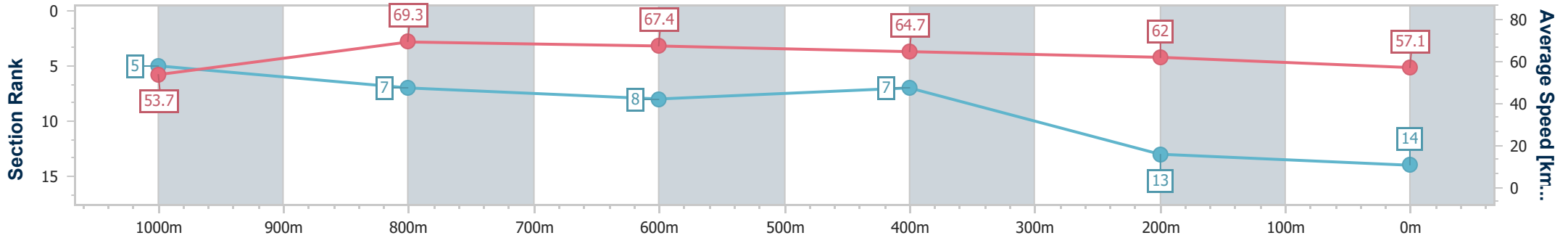


Aquis Park Gold Coast QLD Professional
Race 3: HOWDEN MAGIC MILLIONS SNIPPETS - 1200m



17 January 2025 - 18:36
Track Rating: Good 4, Weather: Overcast, Rail Position: +0.5m
800m-400m; True Remainder

Section	Overall	1000m	800m	600m	400m	200m
Section Times	1:10.47 [14] (0:13.43)	0:57.04 [5] (0:10.60)	0:46.44 [7] (0:10.89)	0:35.55 [8] (0:11.27)	0:24.28 [7] (0:11.66)	0:12.62 [13] (0:12.62)
Average Speed [km/h]	53.7	69.3	67.4	64.7	62.0	57.1
Top Speed [km/h]	68.7	71.5	69.5	67.2	63.9	59.9
Avg. Dist. to Rail [m]	4.2	4.6	4.3	2.7	3.9	5.7
Avg. Stride Freq. [Hz]	2.3	2.4	2.4	2.3	2.3	2.2
Avg. Stride Length [m]	6.6	7.9	7.9	7.7	7.4	7.0



- [] Ranking at each section and finish
- .-.- No data available at this section
- NA No data available



Aquis Park Gold Coast QLD Professional

Race 4: MAGIC MILLIONS CUP (WEIGHTS RAISED 1KG) - 1400m

17 January 2025 - 19:08



Track Rating: Good 4, Weather: Overcast, Rail Position: +0.5m 800m-400m; True Remainder

Section		Field Times										Last 600m	
		Overall	1200m	1000m	800m	600m	400m						
		1:21.14 (0:13.47)	1:07.67 (0:10.70)	0:56.97 (0:10.80)	0:46.17 (0:11.31)	0:34.86 (0:11.46)	0:23.40 (0:11.87)	0:34.86					
Rank	TAB	Horse/Jockey	Barrier	Top Speed [km/h]	Fastest Section								Distance Travelled [m]
1	18	WEST OF AFRICA Tyler Schiller	18	68.7 400m	0:10.86 400m	1:21.14 [1] (0:14.68)	1:06.46 [18] (0:11.09)	0:55.37 [18] (0:10.93)	0:44.44 [18] (0:11.12)	0:33.32 [17] (0:11.24)	0:22.08 [16] (0:10.86)	0:33.32	
2	6	CHARM STONE Damian Lane	2	67.9 1200m	0:10.90 1200m	1:21.31 [2] (0:13.49)	1:07.82 [3] (0:10.90)	0:56.92 [4] (0:11.08)	0:45.84 [4] (0:11.49)	0:34.35 [4] (0:11.32)	0:23.03 [6] (0:11.34)	0:34.35	-3
3	3	CHRYSAOR Blake Shinn	11	67.1 1000m	0:10.99 1200m	1:21.70 [3] (0:13.99)	1:07.71 [12] (0:10.99)	0:56.72 [13] (0:11.06)	0:45.66 [11] (0:11.33)	0:34.33 [11] (0:11.33)	0:23.00 [9] (0:11.20)	0:34.33	+3
4	5	MORAVIA Tommy Berry	7	69.3 Overall	0:10.72 1200m	1:21.71 [4] (0:13.47)	1:08.24 [1] (0:10.72)	0:57.52 [2] (0:11.03)	0:46.49 [2] (0:11.30)	0:35.19 [2] (0:11.44)	0:23.75 [2] (0:11.65)	0:35.19	-5
5	8	FLYING TRAPEZE Cejay Graham	1	67.4 1200m	0:10.91 1200m	1:21.83 [5] (0:13.71)	1:08.12 [6] (0:10.91)	0:57.21 [7] (0:11.10)	0:46.11 [6] (0:11.32)	0:34.79 [6] (0:11.14)	0:23.65 [4] (0:11.60)	0:34.79	-6
6	10	BUILT Andrew Mallyon	10	67.4 1200m	0:10.87 1200m	1:21.99 [6] (0:14.06)	1:07.93 [13] (0:10.87)	0:57.06 [12] (0:10.99)	0:46.07 [10] (0:11.20)	0:34.87 [7] (0:11.14)	0:23.73 [5] (0:11.64)	0:34.87	-6
7	2	ABOUNDING Martin Harley	13	67.2 1200m	0:10.93 1200m	1:22.06 [7] (0:13.94)	1:08.12 [11] (0:10.93)	0:57.19 [9] (0:11.18)	0:46.01 [12] (0:11.42)	0:34.59 [12] (0:11.45)	0:23.14 [15] (0:11.32)	0:34.59	+5
8	15	BEL AIR Kyle Wilson-Taylor	14	66.7 1000m	0:11.05 600m	1:22.21 [8] (0:14.30)	1:07.91 [16] (0:11.09)	0:56.82 [17] (0:11.12)	0:45.70 [17] (0:11.23)	0:34.47 [16] (0:11.05)	0:23.42 [11] (0:11.47)	0:34.47	-6
9	21	ADDRIEL Nikita Beriman	16	67.9 1200m	0:10.88 1200m	1:22.28 [9] (0:14.47)	1:07.81 [17] (0:10.88)	0:56.93 [16] (0:11.03)	0:45.90 [15] (0:11.24)	0:34.66 [14] (0:11.29)	0:23.37 [14] (0:11.42)	0:34.66	-6
10	11	ZOU SENSATION Daniel Stackhouse	3	67.8 1200m	0:10.87 1200m	1:22.41 [10] (0:13.58)	1:08.83 [5] (0:10.87)	0:57.96 [5] (0:11.07)	0:46.89 [5] (0:11.50)	0:35.39 [5] (0:11.35)	0:24.04 [7] (0:11.65)	0:35.39	+2

Scratched: Battleton (#9), Revolutionary Miss (#1), Hell Hath No Fury (#14), Deep Respect (#22)

[] Ranking at each section and finish
 -:-:- No data available at this section
 NA No data available
 SCN Saddle cloth number
 DNF Did not finish
 DNT Did not track



Aquis Park Gold Coast QLD Professional

Race 4: MAGIC MILLIONS CUP (WEIGHTS RAISED 1KG) - 1400m



17 January 2025 - 19:08

Track Rating: Good 4, Weather: Overcast, Rail Position: +0.5m 800m-400m; True Remainder

Section		Overall	1200m	1000m	800m	600m	400m	Last 600m				
Field Times		1:21.14 (0:13.47)	1:07.67 (0:10.70)	0:56.97 (0:10.80)	0:46.17 (0:11.31)	0:34.86 (0:11.46)	0:23.40 (0:11.87)	0:34.86				
Rank	TAB Horse/Jockey	Barrier	Top Speed [km/h]	Fastest Section	Distance Travelled [m]							
11	17 CINQUE TORRI Andrew Adkins	5	68.0 1200m	0:10.96 1000m	1:22.53 [11] (0:13.89)	1:08.64 [10] (0:10.99)	0:57.65 [10] (0:10.96)	0:46.69 [8] (0:11.36)	0:35.33 [8] (0:11.27)	0:24.06 [8] (0:11.79)	0:35.33	-5
12	16 PERFECT THOUGHT Craig Williams	6	67.6 1200m	0:10.76 1200m	1:22.56 [12] (0:13.89)	1:08.67 [9] (0:10.76)	0:57.91 [8] (0:11.27)	0:46.64 [9] (0:11.42)	0:35.22 [10] (0:11.44)	0:23.78 [10] (0:11.60)	0:35.22	+6
13	20 WEIGALL TIGER Ron Stewart	17	68.9 1200m	0:10.62 1200m	1:22.63 [13] (0:13.55)	1:09.08 [4] (0:10.62)	0:58.46 [1] (0:10.80)	0:47.66 [1] (0:11.31)	0:36.35 [1] (0:11.46)	0:24.89 [1] (0:12.00)	0:36.35	-6
14	4 OUGHTON Robbie Dolan	12	66.8 1200m	0:10.92 1200m	1:22.64 [14] (0:14.26)	1:08.38 [15] (0:10.92)	0:57.46 [15] (0:11.16)	0:46.30 [13] (0:11.28)	0:35.02 [15] (0:11.45)	0:23.57 [17] (0:11.46)	0:35.02	-1
15	7 MILITARY EXPERT Kerrin McEvoy	15	67.6 1200m	0:10.83 1200m	1:23.37 [15] (0:13.47)	1:09.90 [2] (0:10.83)	0:59.07 [3] (0:11.01)	0:48.06 [3] (0:11.43)	0:36.63 [3] (0:11.32)	0:25.31 [3] (0:11.98)	0:36.63	-4
16	12 FREAK OF NATURE Damien Thornton	8	67.2 1200m	0:10.86 1200m	1:23.69 [16] (0:13.73)	1:09.96 [7] (0:10.86)	0:59.10 [6] (0:11.19)	0:47.91 [7] (0:11.50)	0:36.41 [9] (0:11.55)	0:24.86 [12] (0:11.92)	0:36.41	+1
17	19 REDFORD Bailey Wheeler	4	67.7 Overall	0:10.94 1200m	1:23.76 [17] (0:14.23)	1:09.53 [14] (0:10.94)	0:58.59 [14] (0:11.18)	0:47.41 [14] (0:11.23)	0:36.18 [13] (0:11.26)	0:24.92 [13] (0:11.64)	0:36.18	-4
18	13 ARTS OBJECT Angela Jones	9	65.2 1200m	0:11.15 1200m	1:23.90 [18] (0:13.74)	1:10.16 [8] (0:11.15)	0:59.01 [11] (0:11.52)	0:47.49 [16] (0:11.53)	0:35.96 [18] (0:11.72)	0:24.24 [18] (0:11.64)	0:35.96	+1

Scratched: Battleton (#9), Revolutionary Miss (#1), Hell Hath No Fury (#14), Deep Respect (#22)



Aquis Park Gold Coast QLD Professional
Race 4: MAGIC MILLIONS CUP (WEIGHTS RAISED 1KG) - 1400m
17 January 2025 - 19:08



Track Rating: Good 4, Weather: Overcast, Rail Position: +0.5m 800m-400m; True Remainder

Section							200m			Last 600m
Field Times							0:11.53			0:34.86
							(0:11.53)			
Rank	TAB	Horse/Jockey	Barrier	Top Speed [km/h]	Fastest Section	Margin			Distance Travelled [m]	
1	18	WEST OF AFRICA	18	68.7	0:10.86	0:11.22 [7]	1:21.14		0:33.32	
		Tyler Schiller		400m	400m	(0:11.22)				
2	6	CHARM STONE	2	67.9	0:10.90	0:11.69 [2]	0.8L		0:34.35	
		Damian Lane		1200m	1200m	(0:11.69)			-3	
3	3	CHRYSAOR	11	67.1	0:10.99	0:11.80 [5]	3.1L		0:34.33	
		Blake Shinn		1000m	1200m	(0:11.80)			+3	
4	5	MORAVIA	7	69.3	0:10.72	0:12.10 [1]	3.2L		0:35.19	
		Tommy Berry		Overall	1200m	(0:12.10)			-5	
5	8	FLYING TRAPEZE	1	67.4	0:10.91	0:12.05 [4]	3.7L		0:34.79	
		Cejay Graham		1200m	1200m	(0:12.05)			-6	
6	10	BUILLT	10	67.4	0:10.87	0:12.09 [6]	4.5L		0:34.87	
		Andrew Mallyon		1200m	1200m	(0:12.09)			-6	
7	2	ABOUNDING	13	67.2	0:10.93	0:11.82 [10]	4.8L		0:34.59	
		Martin Harley		1200m	1200m	(0:11.82)			+5	
8	15	BEL AIR	14	66.7	0:11.05	0:11.95 [11]	5.6L		0:34.47	
		Kyle Wilson-Taylor		1000m	600m	(0:11.95)			-6	
9	21	ADDRIEL	16	67.9	0:10.88	0:11.95 [13]	5.9L		0:34.66	
		Nikita Beriman		1200m	1200m	(0:11.95)			-6	
10	11	ZOU SENSATION	3	67.8	0:10.87	0:12.39 [8]	6.7L		0:35.39	
		Daniel Stackhouse		1200m	1200m	(0:12.39)			+2	

Scratched: Battleton (#9), Revolutionary Miss (#1), Hell Hath No Fury (#14), Deep Respect (#22)

[] Ranking at each section and finish
 -:-:- No data available at this section
 NA No data available

SCN Saddle cloth number
 DNF Did not finish
 DNT Did not track



Aquis Park Gold Coast QLD Professional

Race 4: MAGIC MILLIONS CUP (WEIGHTS RAISED 1KG) - 1400m



17 January 2025 - 19:08

Track Rating: Good 4, Weather: Overcast, Rail Position: +0.5m 800m-400m; True Remainder

Section				200m				Last 600m	
Field Times				0:11.53 (0:11.53)				0:34.86	
Rank	TAB	Horse/Jockey	Barrier	Top Speed [km/h]	Fastest Section	Margin			Distance Travelled [m]
11	17	CINQUE TORRI Andrew Adkins	5	68.0 1200m	0:10.96 1000m	0:12.27 [12] (0:12.27)	7.2L		0:35.33 -5
12	16	PERFECT THOUGHT Craig Williams	6	67.6 1200m	0:10.76 1200m	0:12.18 [14] (0:12.18)	7.4L		0:35.22 +6
13	20	WEIGALL TIGER Ron Stewart	17	68.9 1200m	0:10.62 1200m	0:12.89 [3] (0:12.89)	7.7L		0:36.35 -6
14	4	OUGHTON Robbie Dolan	12	66.8 1200m	0:10.92 1200m	0:12.11 [16] (0:12.11)	7.8L		0:35.02 -1
15	7	MILITARY EXPERT Kerrin McEvoy	15	67.6 1200m	0:10.83 1200m	0:13.33 [9] (0:13.33)	12.1L		0:36.63 -4
16	12	FREAK OF NATURE Damien Thornton	8	67.2 1200m	0:10.86 1200m	0:12.94 [17] (0:12.94)	13.9L		0:36.41 +1
17	19	REDFORD Bailey Wheeler	4	67.7 Overall	0:10.94 1200m	0:13.28 [15] (0:13.28)	14.3L		0:36.18 -4
18	13	ARTS OBJECT Angela Jones	9	65.2 1200m	0:11.15 1200m	0:12.60 [18] (0:12.60)	15.1L		0:35.96 +1

Scratched: Battleton (#9), Revolutionary Miss (#1), Hell Hath No Fury (#14), Deep Respect (#22)



Horse/Jockey Name	West Of Africa
Final Rank	1
Fastest Section Time (Section)	0:10.86 (400m)
Top Speed [km/h] (Section)	68.7 (400m)
Race State	Finished



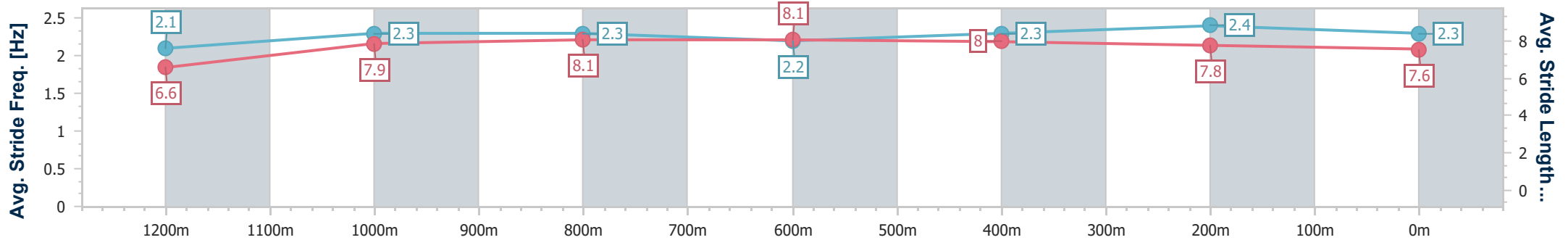
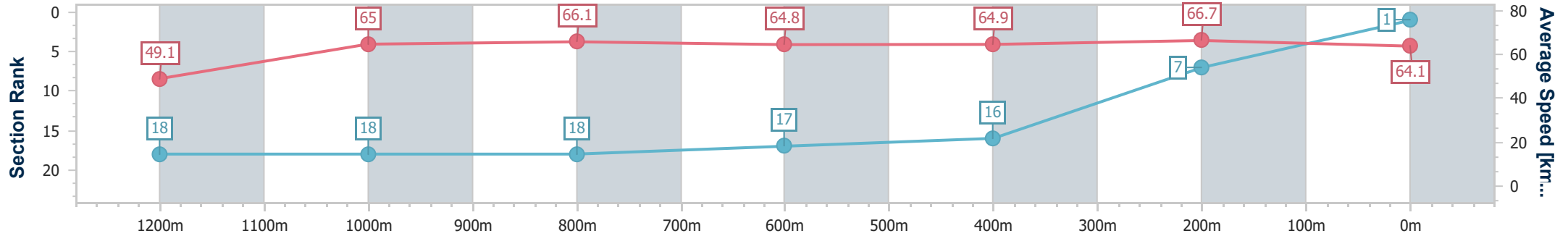
Aquis Park Gold Coast QLD Professional
Race 4: MAGIC MILLIONS CUP (WEIGHTS RAISED 1KG) - 1400m



17 January 2025 - 19:08

Track Rating: Good 4, Weather: Overcast, Rail Position: +0.5m
 800m-400m; True Remainder

Section	Overall	1200m	1000m	800m	600m	400m	200m							
Section Times	1:21.14 [1] (0:14.68)	1:06.46 [18] (0:11.09)	0:55.37 [18] (0:10.93)	0:44.44 [18] (0:11.12)	0:33.32 [17] (0:11.24)	0:22.08 [16] (0:10.86)	0:11.22 [7] (0:11.22)							
Average Speed [km/h]	49.1	65.0	66.1	64.8	64.9	66.7	64.1							
Top Speed [km/h]	63.9	66.2	66.6	66.6	66.1	68.7	66.9							
Avg. Dist. to Rail [m]	12.9	2.5	0.5	0.9	2.0	5.6	4.7							
Avg. Stride Freq. [Hz]	2.1	2.3	2.3	2.2	2.3	2.4	2.3							
Avg. Stride Length [m]	6.6	7.9	8.1	8.1	8.0	7.8	7.6							



- [] Ranking at each section and finish
- .-.- No data available at this section
- NA No data available



Horse/Jockey Name	Charm Stone
Final Rank	2
Fastest Section Time (Section)	0:10.90 (1200m)
Top Speed [km/h] (Section)	67.9 (1200m)
Race State	Finished



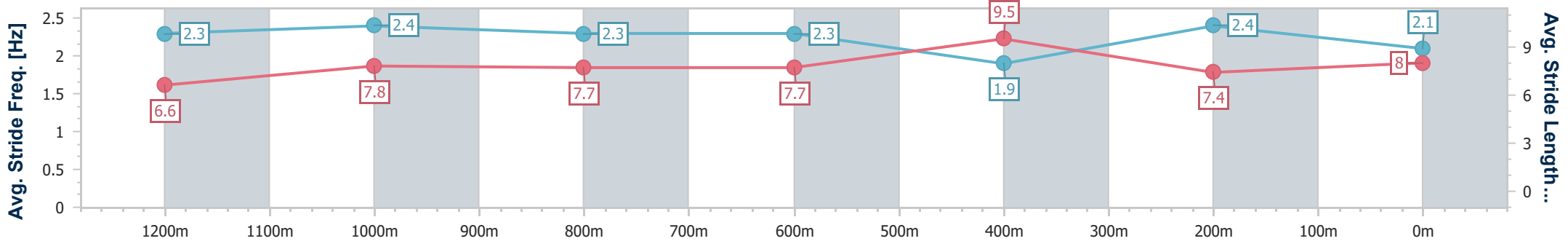
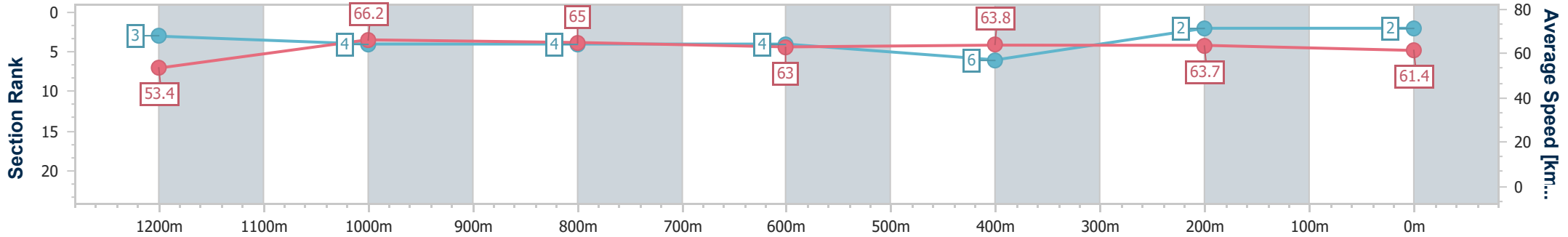
Aquis Park Gold Coast QLD Professional
Race 4: MAGIC MILLIONS CUP (WEIGHTS RAISED 1KG) - 1400m



17 January 2025 - 19:08

Track Rating: Good 4, Weather: Overcast, Rail Position: +0.5m
800m-400m; True Remainder

Section	Overall	1200m	1000m	800m	600m	400m	200m
Section Times	1:21.31 [2] (0:13.49)	1:07.82 [3] (0:10.90)	0:56.92 [4] (0:11.08)	0:45.84 [4] (0:11.49)	0:34.35 [4] (0:11.32)	0:23.03 [6] (0:11.34)	0:11.69 [2] (0:11.69)
Average Speed [km/h]	53.4	66.2	65.0	63.0	63.8	63.7	61.4
Top Speed [km/h]	67.8	67.9	67.0	63.8	65.1	64.1	63.2
Avg. Dist. to Rail [m]	1.9	0.5	0.8	1.0	0.6	1.8	2.4
Avg. Stride Freq. [Hz]	2.3	2.4	2.3	2.3	1.9	2.4	2.1
Avg. Stride Length [m]	6.6	7.8	7.7	7.7	9.5	7.4	8.0



- [] Ranking at each section and finish
- .-.- No data available at this section
- NA No data available



Horse/Jockey Name	Chrysaor
Final Rank	3
Fastest Section Time (Section)	0:10.99 (1200m)
Top Speed [km/h] (Section)	67.1 (1000m)
Race State	Finished



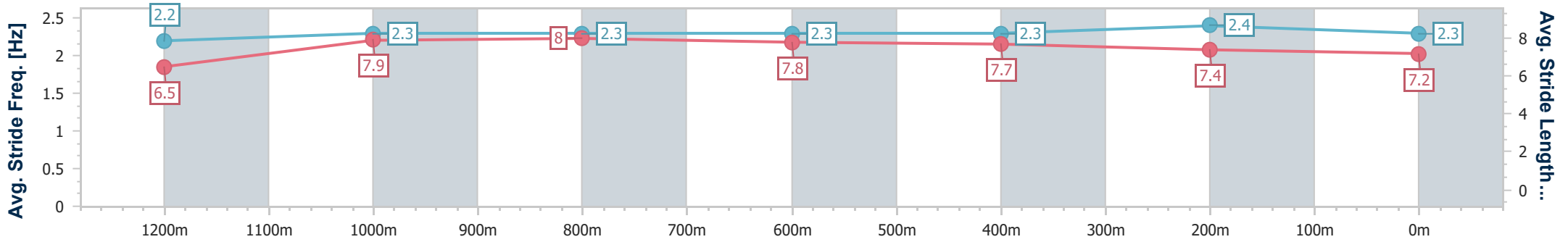
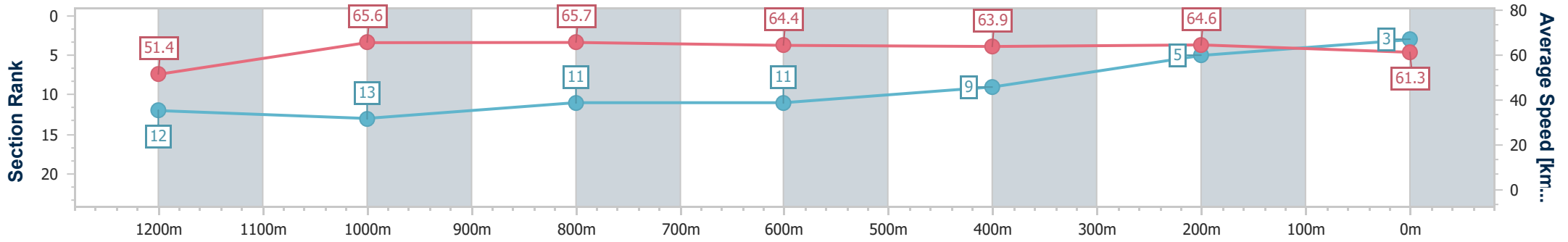
Aquis Park Gold Coast QLD Professional
Race 4: MAGIC MILLIONS CUP (WEIGHTS RAISED 1KG) - 1400m



17 January 2025 - 19:08

Track Rating: Good 4, Weather: Overcast, Rail Position: +0.5m
 800m-400m; True Remainder

Section	Overall	1200m	1000m	800m	600m	400m	200m							
Section Times	1:21.70 [3] (0:13.99)	1:07.71 [12] (0:10.99)	0:56.72 [13] (0:11.06)	0:45.66 [11] (0:11.33)	0:34.33 [11] (0:11.33)	0:23.00 [9] (0:11.20)	0:11.80 [5] (0:11.80)							
Average Speed [km/h]	51.4	65.6	65.7	64.4	63.9	64.6	61.3							
Top Speed [km/h]	66.0	66.8	67.1	66.5	64.9	66.2	64.1							
Avg. Dist. to Rail [m]	7.9	1.6	1.7	3.1	1.6	3.7	3.7							
Avg. Stride Freq. [Hz]	2.2	2.3	2.3	2.3	2.3	2.4	2.3							
Avg. Stride Length [m]	6.5	7.9	8.0	7.8	7.7	7.4	7.2							



- [] Ranking at each section and finish
- .-.- No data available at this section
- NA No data available



Horse/Jockey Name	Moravia
Final Rank	4
Fastest Section Time (Section)	0:10.72 (1200m)
Top Speed [km/h] (Section)	69.3 (Overall)
Race State	Finished



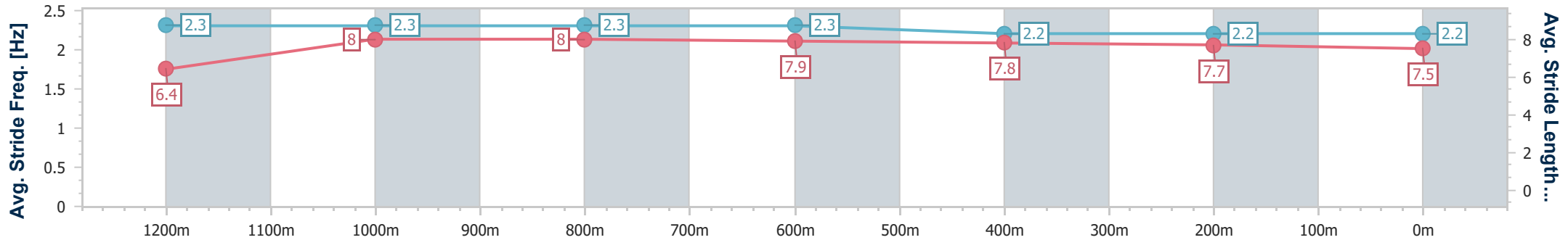
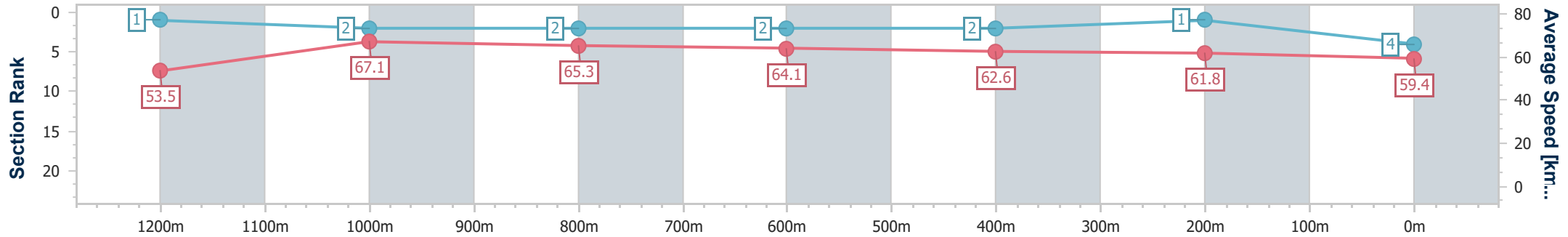
Aquis Park Gold Coast QLD Professional
Race 4: MAGIC MILLIONS CUP (WEIGHTS RAISED 1KG) - 1400m



17 January 2025 - 19:08

Track Rating: Good 4, Weather: Overcast, Rail Position: +0.5m
 800m-400m; True Remainder

Section	Overall	1200m	1000m	800m	600m	400m	200m
Section Times	1:21.71 [4] (0:13.47)	1:08.24 [1] (0:10.72)	0:57.52 [2] (0:11.03)	0:46.49 [2] (0:11.30)	0:35.19 [2] (0:11.44)	0:23.75 [2] (0:11.65)	0:12.10 [1] (0:12.10)
Average Speed [km/h]	53.5	67.1	65.3	64.1	62.6	61.8	59.4
Top Speed [km/h]	69.3	67.9	67.5	65.3	63.9	62.5	61.2
Avg. Dist. to Rail [m]	5.9	1.6	0.9	1.6	0.9	0.3	1.3
Avg. Stride Freq. [Hz]	2.3	2.3	2.3	2.3	2.2	2.2	2.2
Avg. Stride Length [m]	6.4	8.0	8.0	7.9	7.8	7.7	7.5



- [] Ranking at each section and finish
- .-.-.- No data available at this section
- NA No data available



Horse/Jockey Name	Flying Trapeze
Final Rank	5
Fastest Section Time (Section)	0:10.91 (1200m)
Top Speed [km/h] (Section)	67.4 (1200m)
Race State	Finished



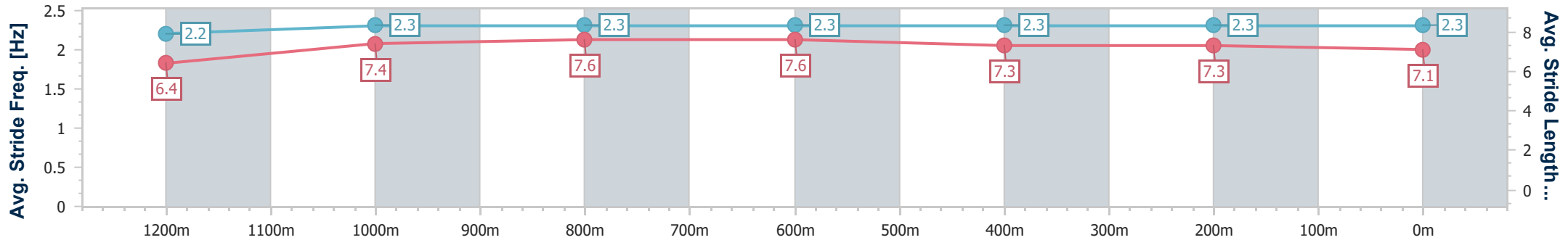
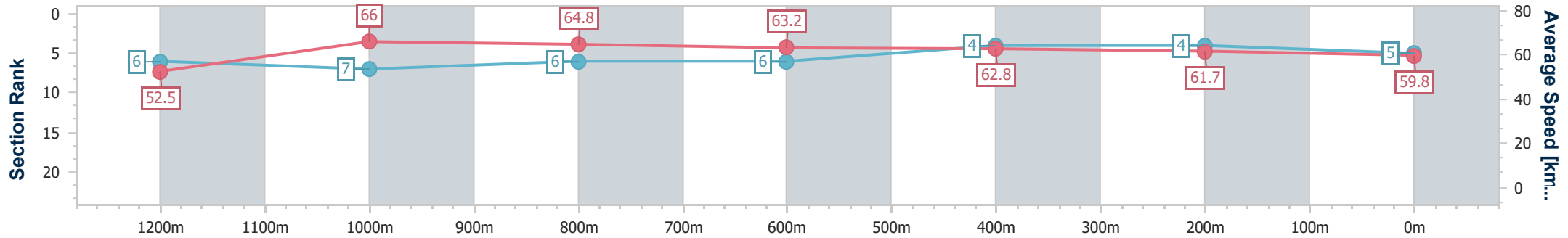
Aquis Park Gold Coast QLD Professional
Race 4: MAGIC MILLIONS CUP (WEIGHTS RAISED 1KG) - 1400m



17 January 2025 - 19:08

Track Rating: Good 4, Weather: Overcast, Rail Position: +0.5m
800m-400m; True Remainder

Section	Overall	1200m	1000m	800m	600m	400m	200m							
Section Times	1:21.83 [5] (0:13.71)	1:08.12 [6] (0:10.91)	0:57.21 [7] (0:11.10)	0:46.11 [6] (0:11.32)	0:34.79 [6] (0:11.14)	0:23.65 [4] (0:11.60)	0:12.05 [4]							
Average Speed [km/h]	52.5	66.0	64.8	63.2	62.8	61.7	59.8							
Top Speed [km/h]	66.9	67.4	65.3	64.9	64.0	62.6	60.8							
Avg. Dist. to Rail [m]	0.9	0.8	0.8	1.2	4.9	3.6	2.7							
Avg. Stride Freq. [Hz]	2.2	2.3	2.3	2.3	2.3	2.3	2.3							
Avg. Stride Length [m]	6.4	7.4	7.6	7.6	7.3	7.3	7.1							



- [] Ranking at each section and finish
- .-.- No data available at this section
- NA No data available



Horse/Jockey Name	Built
Final Rank	6
Fastest Section Time (Section)	0:10.87 (1200m)
Top Speed [km/h] (Section)	67.4 (1200m)
Race State	Finished



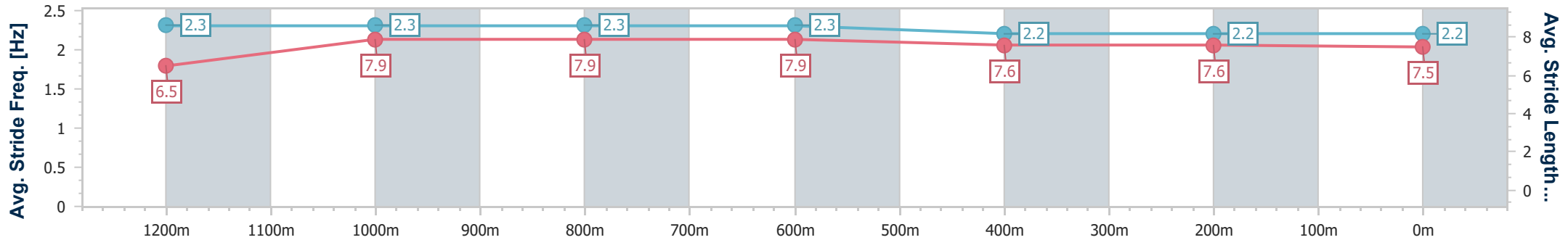
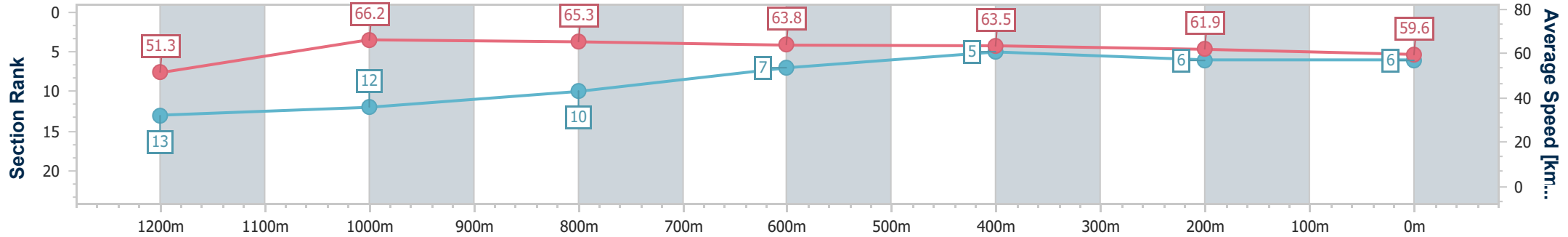
Aquis Park Gold Coast QLD Professional
Race 4: MAGIC MILLIONS CUP (WEIGHTS RAISED 1KG) - 1400m



17 January 2025 - 19:08

Track Rating: Good 4, Weather: Overcast, Rail Position: +0.5m
 800m-400m; True Remainder

Section	Overall	1200m	1000m	800m	600m	400m	200m
Section Times	1:21.99 [6] (0:14.06)	1:07.93 [13] (0:10.87)	0:57.06 [12] (0:10.99)	0:46.07 [10] (0:11.20)	0:34.87 [7] (0:11.14)	0:23.73 [5] (0:11.64)	0:12.09 [6] (0:12.09)
Average Speed [km/h]	51.3	66.2	65.3	63.8	63.5	61.9	59.6
Top Speed [km/h]	65.7	67.4	66.6	65.7	64.6	62.9	60.5
Avg. Dist. to Rail [m]	5.8	0.4	1.2	2.4	2.5	0.3	1.1
Avg. Stride Freq. [Hz]	2.3	2.3	2.3	2.3	2.2	2.2	2.2
Avg. Stride Length [m]	6.5	7.9	7.9	7.9	7.6	7.6	7.5



- [] Ranking at each section and finish
- .-.- No data available at this section
- NA No data available



Horse/Jockey Name	Abounding
Final Rank	7
Fastest Section Time (Section)	0:10.93 (1200m)
Top Speed [km/h] (Section)	67.2 (1200m)
Race State	Finished



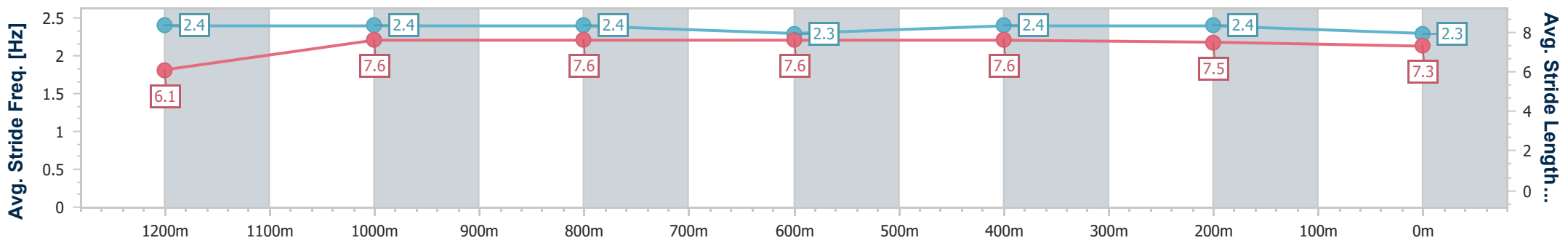
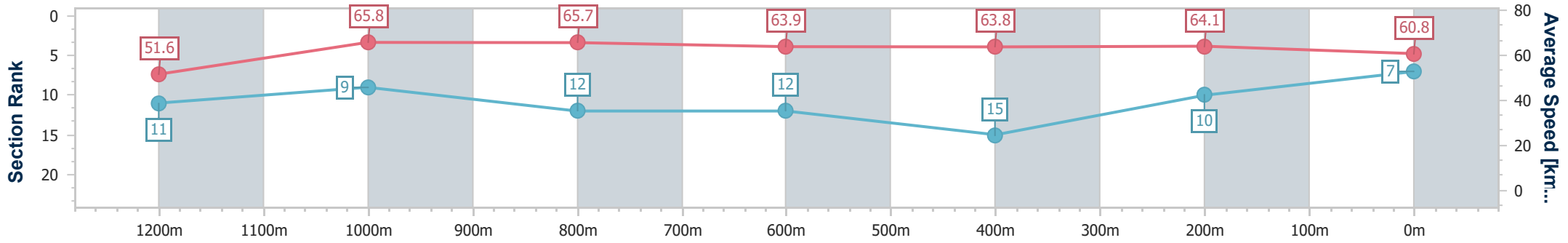
Aquis Park Gold Coast QLD Professional
Race 4: MAGIC MILLIONS CUP (WEIGHTS RAISED 1KG) - 1400m



17 January 2025 - 19:08

Track Rating: Good 4, Weather: Overcast, Rail Position: +0.5m
800m-400m; True Remainder

Section	Overall	1200m	1000m	800m	600m	400m	200m						
Section Times	1:22.06 [7] (0:13.94)	1:08.12 [11] (0:10.93)	0:57.19 [9] (0:11.18)	0:46.01 [12] (0:11.42)	0:34.59 [12] (0:11.45)	0:23.14 [15] (0:11.32)	0:11.82 [10] (0:11.82)						
Average Speed [km/h]	51.6	65.8	65.7	63.9	63.8	64.1	60.8						
Top Speed [km/h]	65.5	67.2	67.0	65.5	65.7	65.4	64.1						
Avg. Dist. to Rail [m]	9.8	2.9	3.1	3.7	3.1	4.4	6.2						
Avg. Stride Freq. [Hz]	2.4	2.4	2.4	2.3	2.4	2.4	2.3						
Avg. Stride Length [m]	6.1	7.6	7.6	7.6	7.6	7.5	7.3						



- [] Ranking at each section and finish
- .-.- No data available at this section
- NA No data available



Horse/Jockey Name	Bel Air
Final Rank	8
Fastest Section Time (Section)	0:11.05 (600m)
Top Speed [km/h] (Section)	66.7 (1000m)
Race State	Finished



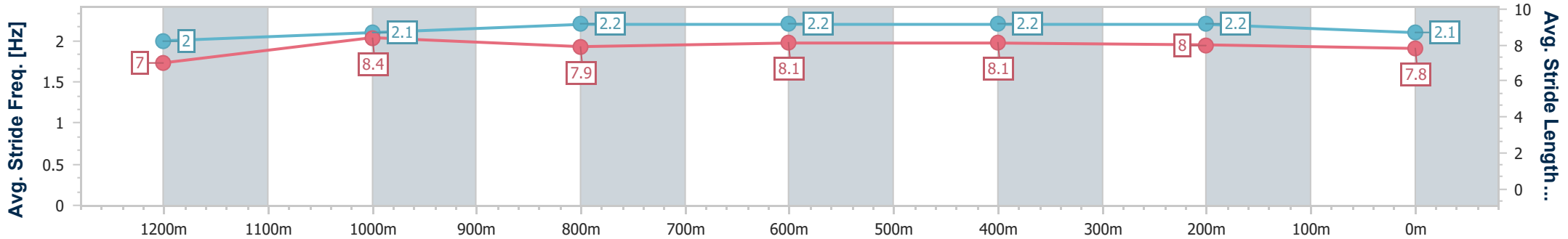
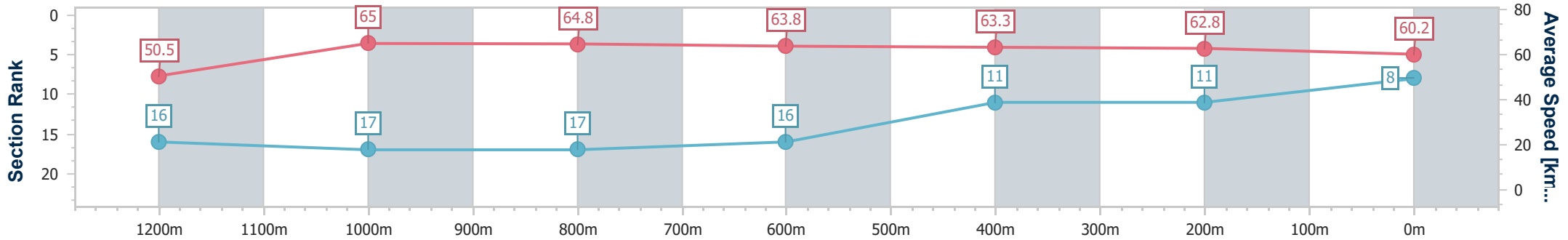
Aquis Park Gold Coast QLD Professional
 Race 4: MAGIC MILLIONS CUP (WEIGHTS RAISED 1KG) - 1400m



17 January 2025 - 19:08

Track Rating: Good 4, Weather: Overcast, Rail Position: +0.5m
 800m-400m; True Remainder

Section	Overall	1200m	1000m	800m	600m	400m	200m						
Section Times	1:22.21 [8] (0:14.30)	1:07.91 [16] (0:11.09)	0:56.82 [17] (0:11.12)	0:45.70 [17] (0:11.23)	0:34.47 [16] (0:11.05)	0:23.42 [11] (0:11.47)	0:11.95 [11] (0:11.95)						
Average Speed [km/h]	50.5	65.0	64.8	63.8	63.3	62.8	60.2						
Top Speed [km/h]	66.2	66.0	66.7	66.1	64.1	63.2	61.6						
Avg. Dist. to Rail [m]	8.9	2.2	0.8	2.4	4.5	1.2	2.6						
Avg. Stride Freq. [Hz]	2.0	2.1	2.2	2.2	2.2	2.2	2.1						
Avg. Stride Length [m]	7.0	8.4	7.9	8.1	8.1	8.0	7.8						



- [] Ranking at each section and finish
- .-.- No data available at this section
- NA No data available



Horse/Jockey Name	Addriel
Final Rank	9
Fastest Section Time (Section)	0:10.88 (1200m)
Top Speed [km/h] (Section)	67.9 (1200m)
Race State	Finished



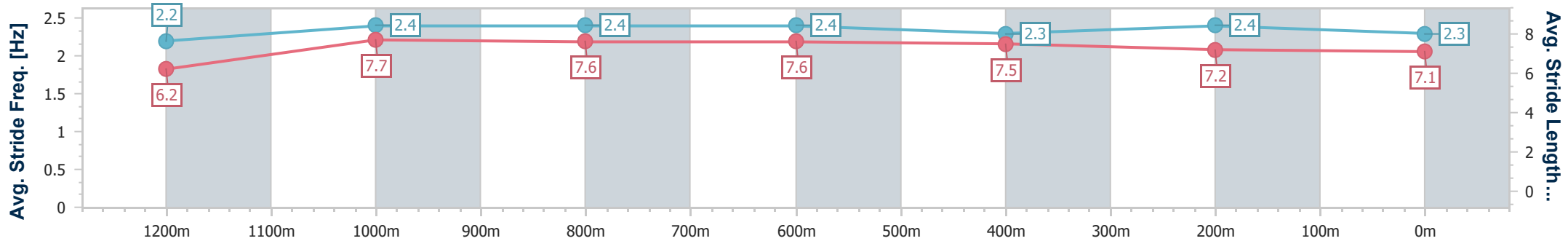
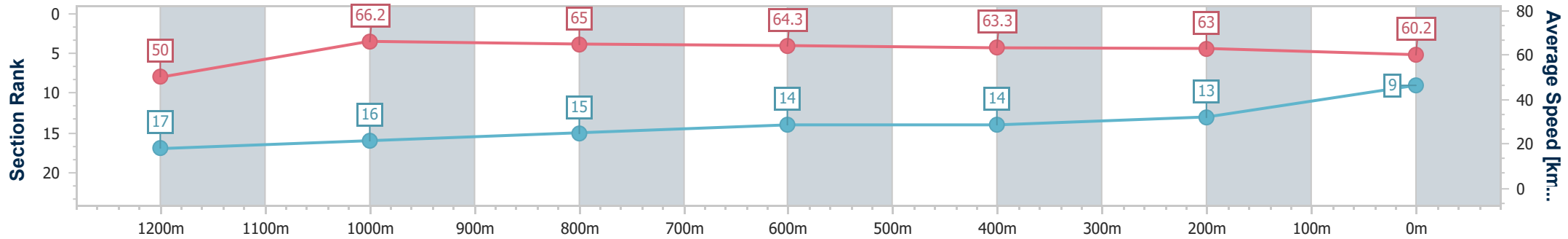
Aquis Park Gold Coast QLD Professional
Race 4: MAGIC MILLIONS CUP (WEIGHTS RAISED 1KG) - 1400m



17 January 2025 - 19:08

Track Rating: Good 4, Weather: Overcast, Rail Position: +0.5m
 800m-400m; True Remainder

Section	Overall	1200m	1000m	800m	600m	400m	200m
Section Times	1:22.28 [9] (0:14.47)	1:07.81 [17] (0:10.88)	0:56.93 [16] (0:11.03)	0:45.90 [15] (0:11.24)	0:34.66 [14] (0:11.29)	0:23.37 [14] (0:11.42)	0:11.95 [13] (0:11.95)
Average Speed [km/h]	50.0	66.2	65.0	64.3	63.3	63.0	60.2
Top Speed [km/h]	66.9	67.9	67.1	66.1	65.5	64.1	62.2
Avg. Dist. to Rail [m]	9.8	0.4	1.3	0.9	1.4	1.0	1.4
Avg. Stride Freq. [Hz]	2.2	2.4	2.4	2.4	2.3	2.4	2.3
Avg. Stride Length [m]	6.2	7.7	7.6	7.6	7.5	7.2	7.1



- [] Ranking at each section and finish
- .-.- No data available at this section
- NA No data available



Horse/Jockey Name	Zou Sensation
Final Rank	10
Fastest Section Time (Section)	0:10.87 (1200m)
Top Speed [km/h] (Section)	67.8 (1200m)
Race State	Finished



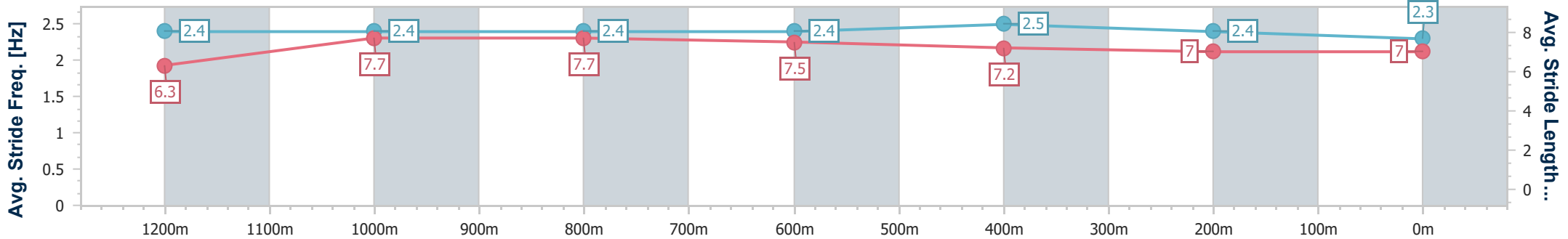
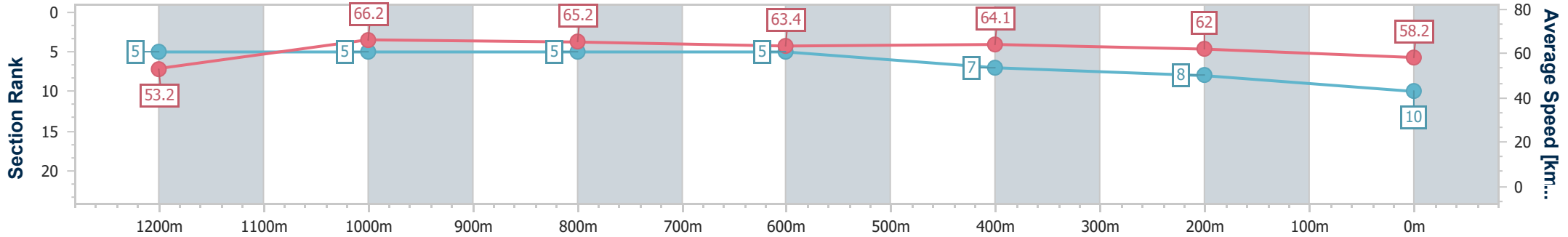
Aquis Park Gold Coast QLD Professional
 Race 4: MAGIC MILLIONS CUP (WEIGHTS RAISED 1KG) - 1400m



17 January 2025 - 19:08

Track Rating: Good 4, Weather: Overcast, Rail Position: +0.5m
 800m-400m; True Remainder

Section	Overall	1200m	1000m	800m	600m	400m	200m
Section Times	1:22.41 [10] (0:13.58)	1:08.83 [5] (0:10.87)	0:57.96 [5] (0:11.07)	0:46.89 [5] (0:11.50)	0:35.39 [5] (0:11.35)	0:24.04 [7] (0:11.65)	0:12.39 [8] (0:12.39)
Average Speed [km/h]	53.2	66.2	65.2	63.4	64.1	62.0	58.2
Top Speed [km/h]	67.3	67.8	66.7	64.4	64.8	63.8	60.2
Avg. Dist. to Rail [m]	3.2	1.3	1.3	2.8	1.6	3.3	2.3
Avg. Stride Freq. [Hz]	2.4	2.4	2.4	2.4	2.5	2.4	2.3
Avg. Stride Length [m]	6.3	7.7	7.7	7.5	7.2	7.0	7.0



- [] Ranking at each section and finish
- .-.- No data available at this section
- NA No data available



Horse/Jockey Name	Cinque Torri
Final Rank	11
Fastest Section Time (Section)	0:10.96 (1000m)
Top Speed [km/h] (Section)	68.0 (1200m)
Race State	Finished



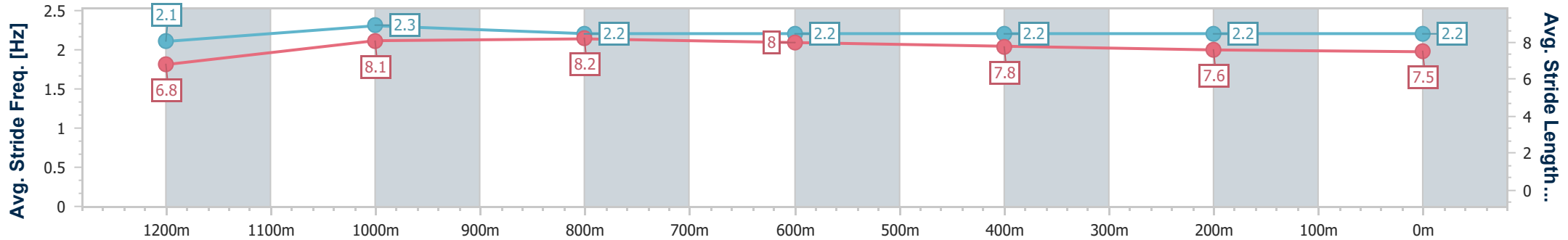
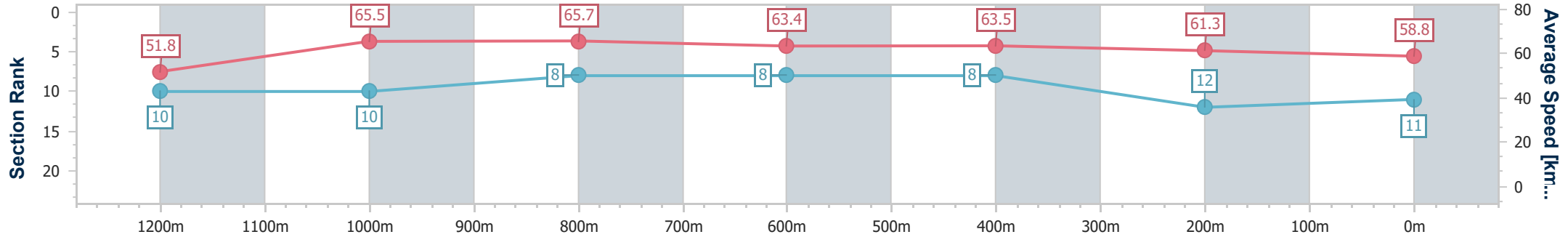
Aquis Park Gold Coast QLD Professional
Race 4: MAGIC MILLIONS CUP (WEIGHTS RAISED 1KG) - 1400m



17 January 2025 - 19:08

Track Rating: Good 4, Weather: Overcast, Rail Position: +0.5m
800m-400m; True Remainder

Section	Overall	1200m	1000m	800m	600m	400m	200m								
Section Times	1:22.53 [11] (0:13.89)	1:08.64 [10] (0:10.99)	0:57.65 [10] (0:10.96)	0:46.69 [8] (0:11.36)	0:35.33 [8] (0:11.27)	0:24.06 [8] (0:11.79)	0:12.27 [12] (0:12.27)								
Average Speed [km/h]	51.8	65.5	65.7	63.4	63.5	61.3	58.8								
Top Speed [km/h]	67.8	68.0	66.3	64.9	65.8	62.4	59.9								
Avg. Dist. to Rail [m]	2.9	0.6	0.4	0.7	0.9	2.3	3.2								
Avg. Stride Freq. [Hz]	2.1	2.3	2.2	2.2	2.2	2.2	2.2								
Avg. Stride Length [m]	6.8	8.1	8.2	8.0	7.8	7.6	7.5								



- [] Ranking at each section and finish
- .-.- No data available at this section
- NA No data available



Horse/Jockey Name	Perfect Thought
Final Rank	12
Fastest Section Time (Section)	0:10.76 (1200m)
Top Speed [km/h] (Section)	67.6 (1200m)
Race State	Finished



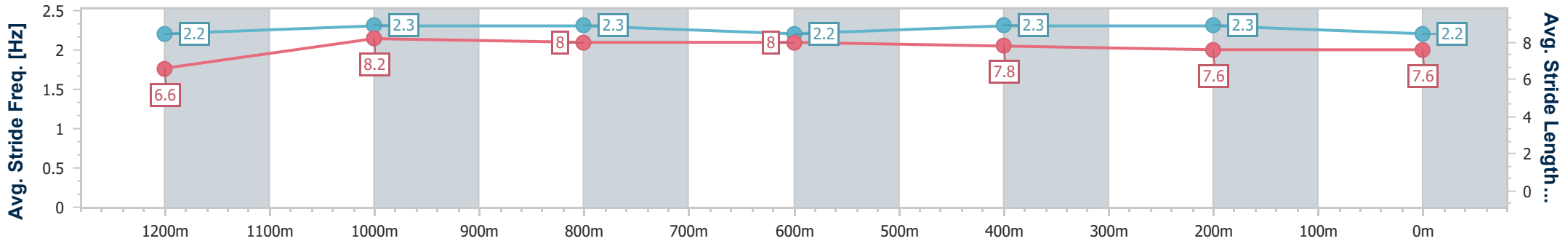
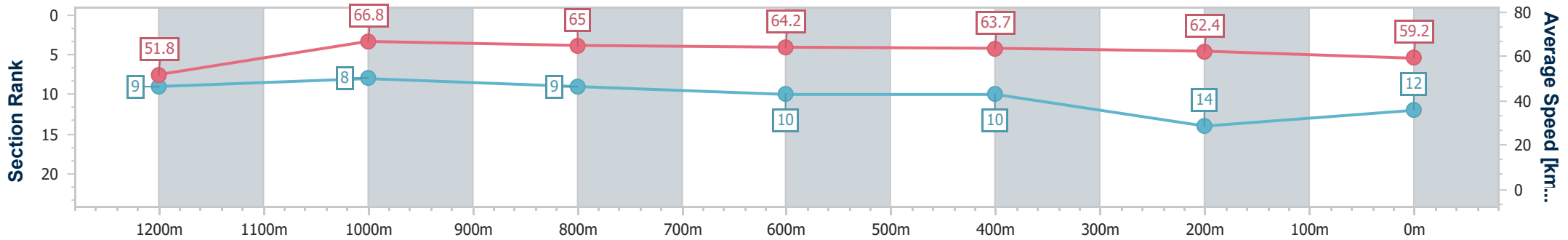
Aquis Park Gold Coast QLD Professional
Race 4: MAGIC MILLIONS CUP (WEIGHTS RAISED 1KG) - 1400m



17 January 2025 - 19:08

Track Rating: Good 4, Weather: Overcast, Rail Position: +0.5m
800m-400m; True Remainder

Section	Overall	1200m	1000m	800m	600m	400m	200m							
Section Times	1:22.56 [12] (0:13.89)	1:08.67 [9] (0:10.76)	0:57.91 [8] (0:11.27)	0:46.64 [9] (0:11.42)	0:35.22 [10] (0:11.44)	0:23.78 [10] (0:11.60)	0:12.18 [14] (0:12.18)							
Average Speed [km/h]	51.8	66.8	65.0	64.2	63.7	62.4	59.2							
Top Speed [km/h]	66.4	67.6	66.3	65.0	64.6	63.2	61.3							
Avg. Dist. to Rail [m]	4.3	2.5	3.5	3.9	2.5	5.2	6.4							
Avg. Stride Freq. [Hz]	2.2	2.3	2.3	2.2	2.3	2.3	2.2							
Avg. Stride Length [m]	6.6	8.2	8.0	8.0	7.8	7.6	7.6							



- [] Ranking at each section and finish
- .-.- No data available at this section
- NA No data available



Horse/Jockey Name	Weigall Tiger
Final Rank	13
Fastest Section Time (Section)	0:10.62 (1200m)
Top Speed [km/h] (Section)	68.9 (1200m)
Race State	Finished



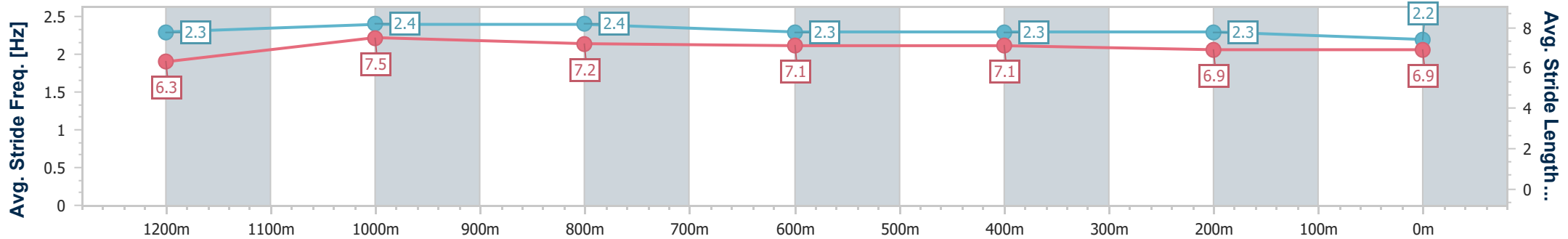
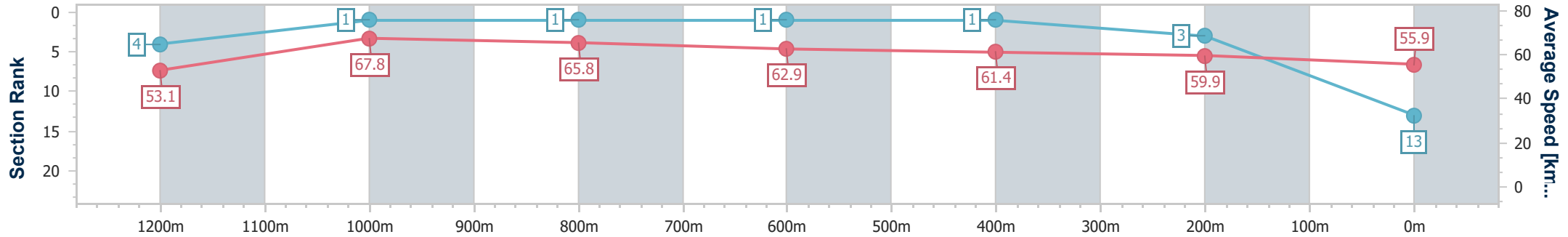
Aquis Park Gold Coast QLD Professional
Race 4: MAGIC MILLIONS CUP (WEIGHTS RAISED 1KG) - 1400m



17 January 2025 - 19:08

Track Rating: Good 4, Weather: Overcast, Rail Position: +0.5m
 800m-400m; True Remainder

Section	Overall	1200m	1000m	800m	600m	400m	200m
Section Times	1:22.63 [13] (0:13.55)	1:09.08 [4] (0:10.62)	0:58.46 [1] (0:10.80)	0:47.66 [1] (0:11.31)	0:36.35 [1] (0:11.46)	0:24.89 [1] (0:12.00)	0:12.89 [3] (0:12.89)
Average Speed [km/h]	53.1	67.8	65.8	62.9	61.4	59.9	55.9
Top Speed [km/h]	66.8	68.9	68.5	63.8	61.8	61.0	57.6
Avg. Dist. to Rail [m]	12.8	2.8	1.8	3.8	3.7	1.3	0.4
Avg. Stride Freq. [Hz]	2.3	2.4	2.4	2.3	2.3	2.3	2.2
Avg. Stride Length [m]	6.3	7.5	7.2	7.1	7.1	6.9	6.9



- [] Ranking at each section and finish
- .-.- No data available at this section
- NA No data available



Horse/Jockey Name	Oughton
Final Rank	14
Fastest Section Time (Section)	0:10.92 (1200m)
Top Speed [km/h] (Section)	66.8 (1200m)
Race State	Finished



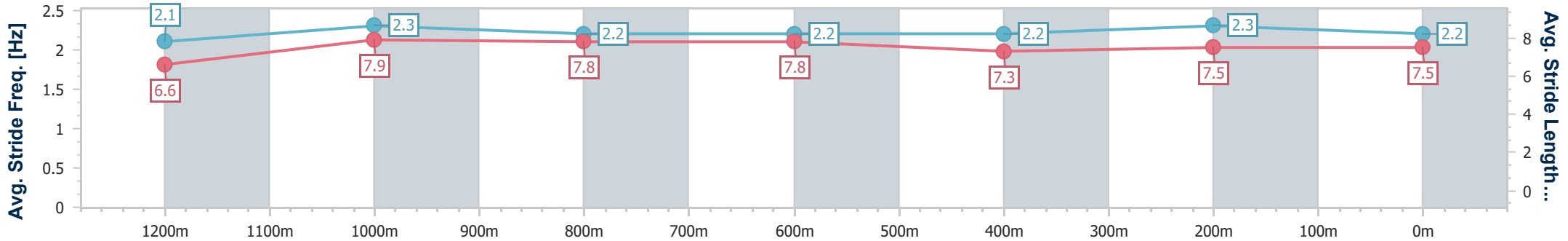
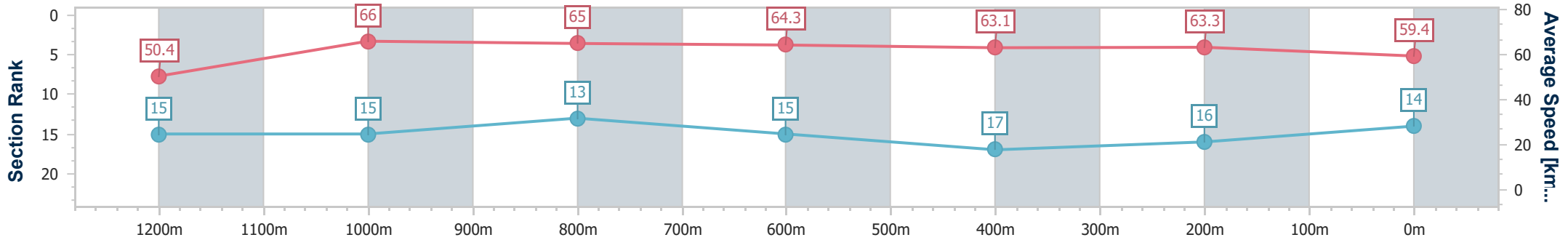
Aquis Park Gold Coast QLD Professional
Race 4: MAGIC MILLIONS CUP (WEIGHTS RAISED 1KG) - 1400m



17 January 2025 - 19:08

Track Rating: Good 4, Weather: Overcast, Rail Position: +0.5m
800m-400m; True Remainder

Section	Overall	1200m	1000m	800m	600m	400m	200m							
Section Times	1:22.64 [14] (0:14.26)	1:08.38 [15] (0:10.92)	0:57.46 [15] (0:11.16)	0:46.30 [13] (0:11.28)	0:35.02 [15] (0:11.45)	0:23.57 [17] (0:11.46)	0:12.11 [16] (0:12.11)							
Average Speed [km/h]	50.4	66.0	65.0	64.3	63.1	63.3	59.4							
Top Speed [km/h]	64.5	66.8	66.4	66.3	64.0	64.1	61.5							
Avg. Dist. to Rail [m]	8.7	2.6	1.7	1.0	0.9	1.5	1.3							
Avg. Stride Freq. [Hz]	2.1	2.3	2.2	2.2	2.2	2.3	2.2							
Avg. Stride Length [m]	6.6	7.9	7.8	7.8	7.3	7.5	7.5							



- [] Ranking at each section and finish
- .-.- No data available at this section
- NA No data available



Horse/Jockey Name	Military Expert
Final Rank	15
Fastest Section Time (Section)	0:10.83 (1200m)
Top Speed [km/h] (Section)	67.6 (1200m)
Race State	Finished



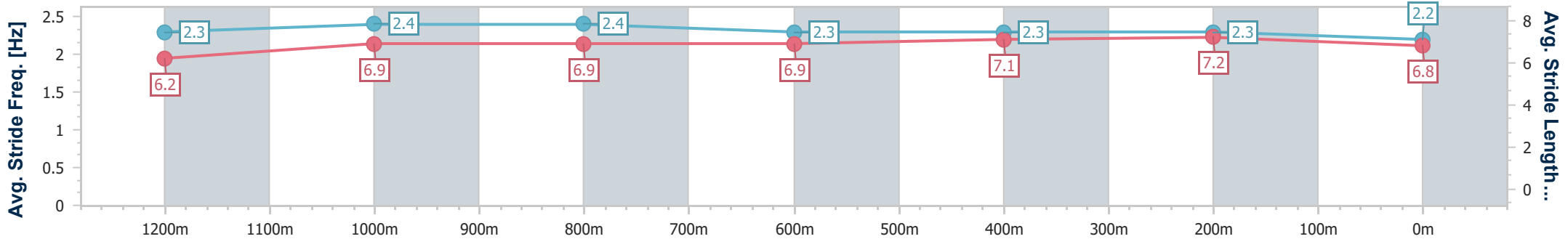
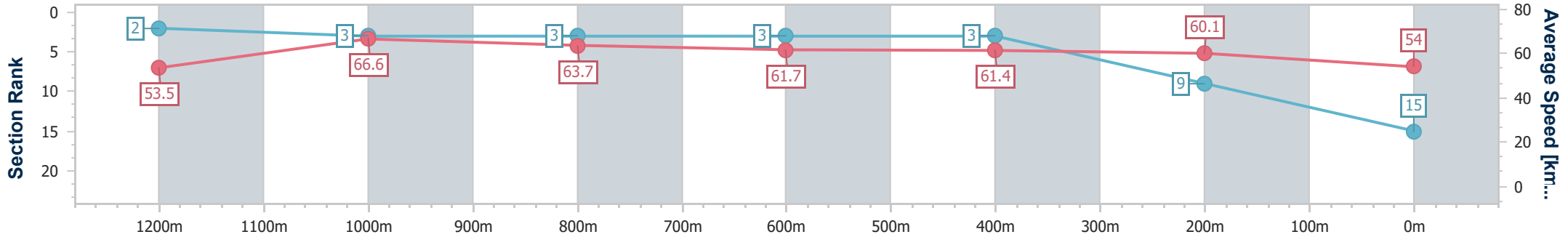
Aquis Park Gold Coast QLD Professional
Race 4: MAGIC MILLIONS CUP (WEIGHTS RAISED 1KG) - 1400m



17 January 2025 - 19:08

Track Rating: Good 4, Weather: Overcast, Rail Position: +0.5m
 800m-400m; True Remainder

Section	Overall	1200m	1000m	800m	600m	400m	200m							
Section Times	1:23.37 [15] (0:13.47)	1:09.90 [2] (0:10.83)	0:59.07 [3] (0:11.01)	0:48.06 [3] (0:11.43)	0:36.63 [3] (0:11.32)	0:25.31 [3] (0:11.98)	0:13.33 [9] (0:13.33)							
Average Speed [km/h]	53.5	66.6	63.7	61.7	61.4	60.1	54.0							
Top Speed [km/h]	65.9	67.6	67.1	62.5	62.2	61.7	58.5							
Avg. Dist. to Rail [m]	10.6	1.0	4.5	5.8	5.6	1.8	0.9							
Avg. Stride Freq. [Hz]	2.3	2.4	2.4	2.3	2.3	2.3	2.2							
Avg. Stride Length [m]	6.2	6.9	6.9	6.9	7.1	7.2	6.8							



- [] Ranking at each section and finish
- .-.- No data available at this section
- NA No data available



Horse/Jockey Name	Freak Of Nature
Final Rank	16
Fastest Section Time (Section)	0:10.86 (1200m)
Top Speed [km/h] (Section)	67.2 (1200m)
Race State	Finished



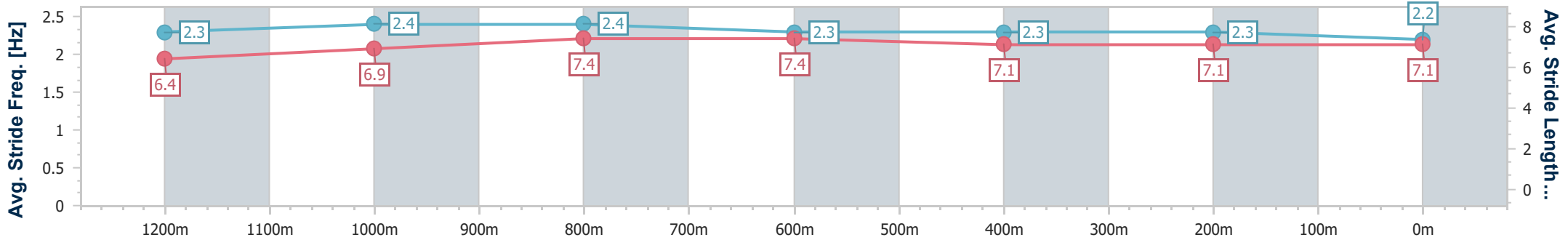
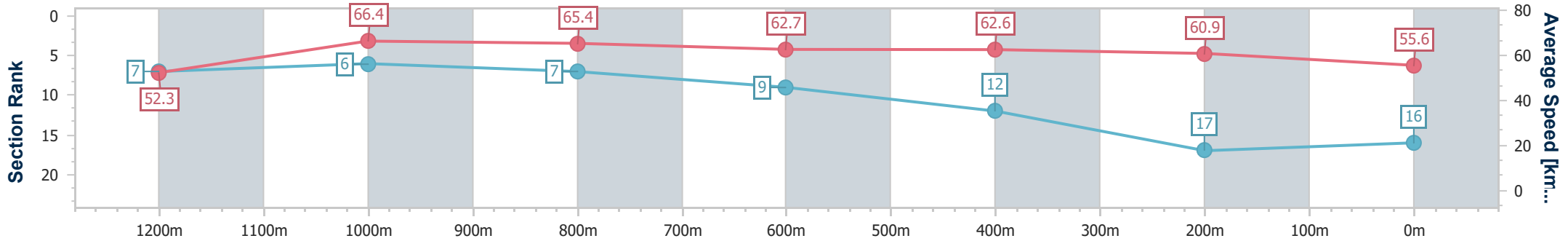
Aquis Park Gold Coast QLD Professional
 Race 4: MAGIC MILLIONS CUP (WEIGHTS RAISED 1KG) - 1400m



17 January 2025 - 19:08

Track Rating: Good 4, Weather: Overcast, Rail Position: +0.5m
 800m-400m; True Remainder

Section	Overall	1200m	1000m	800m	600m	400m	200m
Section Times	1:23.69 [16] (0:13.73)	1:09.96 [7] (0:10.86)	0:59.10 [6] (0:11.19)	0:47.91 [7] (0:11.50)	0:36.41 [9] (0:11.55)	0:24.86 [12] (0:11.92)	0:12.94 [17] (0:12.94)
Average Speed [km/h]	52.3	66.4	65.4	62.7	62.6	60.9	55.6
Top Speed [km/h]	67.2	67.2	66.2	64.0	63.3	61.8	58.5
Avg. Dist. to Rail [m]	7.7	3.6	3.2	1.3	0.9	4.9	6.3
Avg. Stride Freq. [Hz]	2.3	2.4	2.4	2.3	2.3	2.3	2.2
Avg. Stride Length [m]	6.4	6.9	7.4	7.4	7.1	7.1	7.1



- [] Ranking at each section and finish
- .-.- No data available at this section
- NA No data available



Horse/Jockey Name	Redford
Final Rank	17
Fastest Section Time (Section)	0:10.94 (1200m)
Top Speed [km/h] (Section)	67.7 (Overall)
Race State	Finished



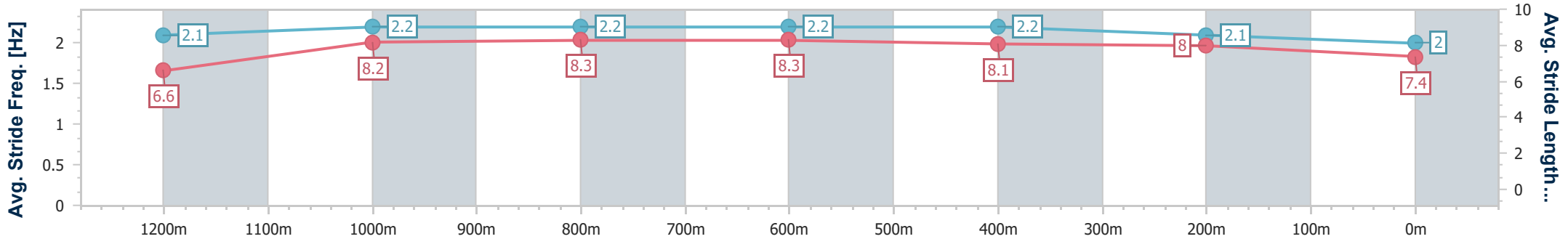
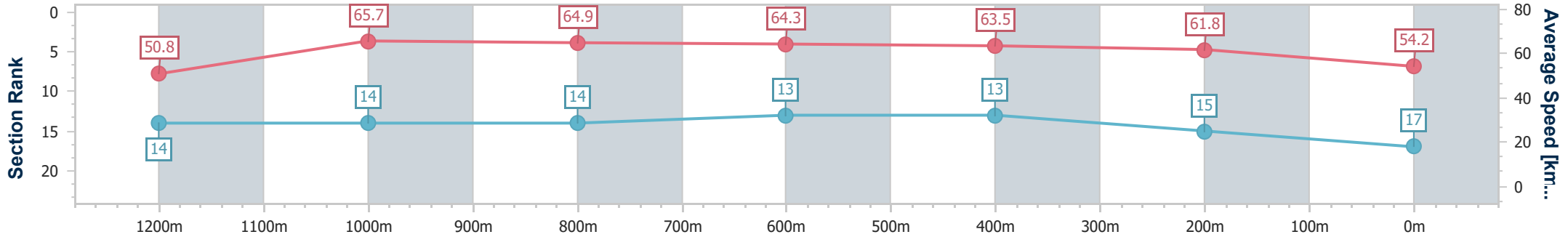
Aquis Park Gold Coast QLD Professional
Race 4: MAGIC MILLIONS CUP (WEIGHTS RAISED 1KG) - 1400m



17 January 2025 - 19:08

Track Rating: Good 4, Weather: Overcast, Rail Position: +0.5m
800m-400m; True Remainder

Section	Overall	1200m	1000m	800m	600m	400m	200m							
Section Times	1:23.76 [17] (0:14.23)	1:09.53 [14] (0:10.94)	0:58.59 [14] (0:11.18)	0:47.41 [14] (0:11.23)	0:36.18 [13] (0:11.26)	0:24.92 [13] (0:11.64)	0:13.28 [15] (0:13.28)							
Average Speed [km/h]	50.8	65.7	64.9	64.3	63.5	61.8	54.2							
Top Speed [km/h]	67.7	67.5	67.0	66.9	64.8	63.6	58.8							
Avg. Dist. to Rail [m]	2.6	0.8	1.8	0.9	1.3	1.4	0.7							
Avg. Stride Freq. [Hz]	2.1	2.2	2.2	2.2	2.2	2.1	2.0							
Avg. Stride Length [m]	6.6	8.2	8.3	8.3	8.1	8.0	7.4							



- [] Ranking at each section and finish
- .-.- No data available at this section
- NA No data available



Horse/Jockey Name	Arts Object
Final Rank	18
Fastest Section Time (Section)	0:11.15 (1200m)
Top Speed [km/h] (Section)	65.2 (1200m)
Race State	Finished



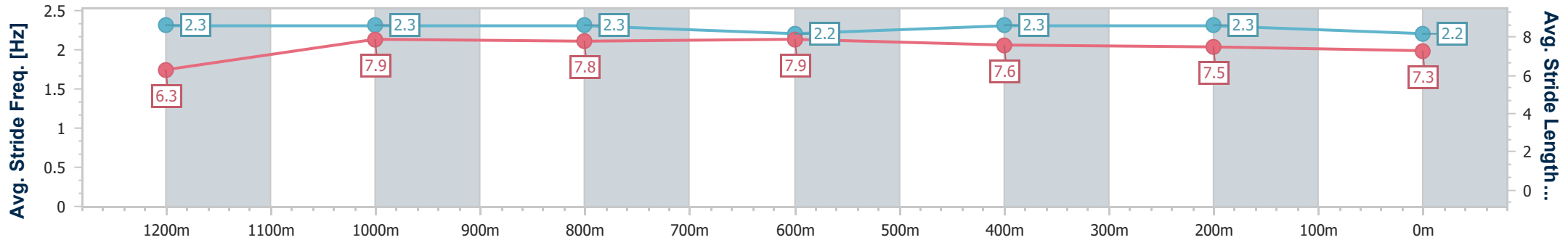
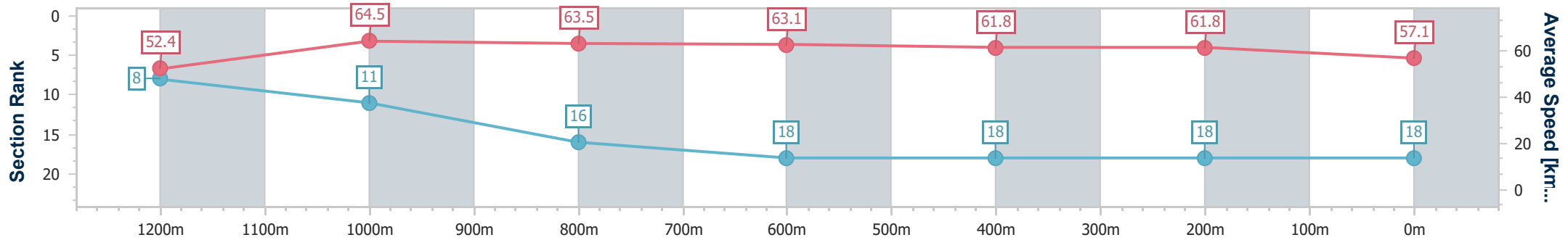
Aquis Park Gold Coast QLD Professional
Race 4: MAGIC MILLIONS CUP (WEIGHTS RAISED 1KG) - 1400m



17 January 2025 - 19:08

Track Rating: Good 4, Weather: Overcast, Rail Position: +0.5m
800m-400m; True Remainder

Section	Overall	1200m	1000m	800m	600m	400m	200m							
Section Times	1:23.90 [18] (0:13.74)	1:10.16 [8] (0:11.15)	0:59.01 [11] (0:11.52)	0:47.49 [16] (0:11.53)	0:35.96 [18] (0:11.72)	0:24.24 [18] (0:11.64)	0:12.60 [18] (0:12.60)							
Average Speed [km/h]	52.4	64.5	63.5	63.1	61.8	61.8	57.1							
Top Speed [km/h]	65.0	65.2	64.1	64.1	62.8	62.6	61.4							
Avg. Dist. to Rail [m]	8.8	4.0	3.2	2.7	0.9	0.9	0.9							
Avg. Stride Freq. [Hz]	2.3	2.3	2.3	2.2	2.3	2.3	2.2							
Avg. Stride Length [m]	6.3	7.9	7.8	7.9	7.6	7.5	7.3							



- [] Ranking at each section and finish
- .-.- No data available at this section
- NA No data available



Aquis Park Gold Coast QLD Professional

Race 5: GOLD COAST MAGIC MILLIONS 3YO GUINEAS - 1400m

17 January 2025 - 19:45



Track Rating: Good 4, Weather: Overcast, Rail Position: +0.5m 800m-400m; True Remainder

Section		Overall	1200m	1000m	800m	600m	400m	Last 600m				
Field Times		1:21.91 (0:13.55)	1:08.36 (0:10.64)	0:57.72 (0:11.25)	0:46.47 (0:11.51)	0:34.96 (0:11.58)	0:23.38 (0:11.57)	0:34.96				
Rank	TAB Horse/Jockey	Barrier	Top Speed [km/h]	Fastest Section	Distance Travelled [m]							
1	7 BOSUSTOW Joshua Parr	9	66.5	0:10.99	1:21.91 [1] (0:13.82)	1:08.09 [7] (0:10.99)	0:57.10 [10] (0:11.32)	0:45.78 [10] (0:11.69)	0:34.09 [8] (0:11.51)	0:22.58 [8] (0:11.18)	0:34.09	
2	2 GIVE ME SPACE Luke Dempsey	19	68.5	0:10.76	1:21.94 [2] (0:14.33)	1:07.61 [16] (0:10.76)	0:56.85 [12] (0:11.32)	0:45.53 [13] (0:11.55)	0:33.98 [12] (0:11.61)	0:22.37 [12] (0:11.23)	0:33.98	-4
3	17 ARRIVING HOME Kerrin McEvoy	10	70.4	0:10.70	1:22.08 [3] (0:13.60)	1:08.48 [2] (0:10.70)	0:57.78 [2] (0:11.44)	0:46.34 [5] (0:11.64)	0:34.70 [4] (0:11.64)	0:23.06 [4] (0:11.42)	0:34.70	-1
4	4 CATOGGIO Tim Clark	17	68.5	0:10.57	1:22.16 [4] (0:13.62)	1:08.54 [3] (0:10.57)	0:57.97 [1] (0:11.25)	0:46.72 [1] (0:11.51)	0:35.21 [1] (0:11.58)	0:23.63 [1] (0:11.57)	0:35.21	-4
5	5 DEPTH OF CHARACTER Chad Schofield	15	69.0	0:10.78	1:22.34 [5] (0:14.01)	1:08.33 [11] (0:10.78)	0:57.55 [8] (0:11.29)	0:46.26 [8] (0:11.78)	0:34.48 [9] (0:11.47)	0:23.01 [9] (0:11.41)	0:34.48	+0
6	15 ZOUBABY Andrew Adkins	6	70.0	0:10.76	1:22.36 [6] (0:13.55)	1:08.81 [1] (0:10.76)	0:58.05 [3] (0:11.35)	0:46.70 [4] (0:11.72)	0:34.98 [3] (0:11.56)	0:23.42 [3] (0:11.46)	0:34.98	-6
7	18 TUILERIES Tyler Schiller	20	65.8	0:11.17	1:22.56 [7] (0:14.28)	1:08.28 [15] (0:11.19)	0:57.09 [17] (0:11.32)	0:45.77 [17] (0:11.56)	0:34.21 [15] (0:11.46)	0:22.75 [14] (0:11.17)	0:34.21	+4
8	10 KING OF ROSEAU Vlad Duric	3	67.1	0:10.99	1:22.57 [8] (0:14.26)	1:08.31 [14] (0:10.99)	0:57.32 [14] (0:11.30)	0:46.02 [14] (0:11.66)	0:34.36 [14] (0:11.23)	0:23.13 [10] (0:11.37)	0:34.36	-7
9	12 HELLA FAST Kyle Wilson-Taylor	7	67.9	0:10.86	1:22.60 [9] (0:13.74)	1:08.86 [6] (0:10.86)	0:58.00 [6] (0:11.34)	0:46.66 [6] (0:11.60)	0:35.06 [6] (0:11.59)	0:23.47 [5] (0:11.49)	0:35.06	-4
10	19 HELL TO PAY Damian Lane	4	68.7	0:10.68	1:22.61 [10] (0:13.99)	1:08.62 [9] (0:10.68)	0:57.94 [7] (0:11.31)	0:46.63 [7] (0:11.77)	0:34.86 [7] (0:11.69)	0:23.17 [11] (0:11.37)	0:34.86	-4

Scratched: Territory Ash (#20), Blitzum (#22), Dance To The Boom (#13), Cosmic Fire (#11), Dawn Service (#3)

[] Ranking at each section and finish
 -:-:- No data available at this section
 NA No data available
 SCN Saddle cloth number
 DNF Did not finish
 DNT Did not track



Aquis Park Gold Coast QLD Professional

Race 5: GOLD COAST MAGIC MILLIONS 3YO GUINEAS - 1400m



17 January 2025 - 19:45

Track Rating: Good 4, Weather: Overcast, Rail Position: +0.5m 800m-400m; True Remainder

Section		Overall	1200m	1000m	800m	600m	400m	Last 600m				
Field Times		1:21.91 (0:13.55)	1:08.36 (0:10.64)	0:57.72 (0:11.25)	0:46.47 (0:11.51)	0:34.96 (0:11.58)	0:23.38 (0:11.57)	0:34.96				
Rank	TAB Horse/Jockey	Barrier	Top Speed [km/h]	Fastest Section	Distance Travelled [m]							
11	9 STREET CHASE Craig Williams	11	69.4 1200m	0:10.71 1200m	1:22.62 [11] (0:13.62)	1:09.00 [3] (0:10.71)	0:58.29 [4] (0:11.17)	0:47.12 [2] (0:11.65)	0:35.47 [2] (0:11.77)	0:23.70 [2] (0:11.70)	0:35.47	+0
12	6 SNITZANOVA Daniel Stackhouse	8	68.0 1200m	0:10.76 1200m	1:22.69 [12] (0:13.65)	1:09.04 [5] (0:10.76)	0:58.28 [5] (0:11.19)	0:47.09 [3] (0:11.82)	0:35.27 [5] (0:11.81)	0:23.46 [6] (0:11.51)	0:35.27	+8
13	16 YES LULU Jason Collett	16	66.4 1200m	0:10.87 1200m	1:22.72 [13] (0:14.00)	1:08.72 [10] (0:10.87)	0:57.85 [11] (0:11.27)	0:46.58 [11] (0:11.74)	0:34.84 [10] (0:11.36)	0:23.48 [7] (0:11.56)	0:34.84	-3
14	21 BOLLINGER MISS Martin Harley	5	67.7 1200m	0:10.91 1200m	1:22.78 [14] (0:14.58)	1:08.20 [18] (0:10.91)	0:57.29 [18] (0:11.39)	0:45.90 [18] (0:11.55)	0:34.35 [17] (0:11.44)	0:22.91 [15] (0:11.28)	0:34.35	-3
15	8 SHANGRI LA EXPRESS Angela Jones	13	67.4 Overall	0:10.97 1200m	1:23.79 [15] (0:13.83)	1:09.96 [8] (0:10.97)	0:58.99 [9] (0:11.28)	0:47.71 [8] (0:11.81)	0:35.90 [11] (0:11.86)	0:24.04 [13] (0:11.85)	0:35.90	+3
16	14 BAUHINIA Tommy Berry	18	66.0 1200m	0:11.15 1200m	1:23.80 [16] (0:14.22)	1:09.58 [13] (0:11.15)	0:58.43 [15] (0:11.29)	0:47.14 [15] (0:11.73)	0:35.41 [16] (0:11.52)	0:23.89 [16] (0:11.44)	0:35.41	+0
17	1 BITTERCREEK Blake Shinn	14	66.2 Overall	0:11.04 1200m	1:24.51 [17] (0:14.38)	1:10.13 [17] (0:11.04)	0:59.09 [16] (0:11.27)	0:47.82 [16] (0:11.81)	0:36.01 [18] (0:11.60)	0:24.41 [18] (0:11.52)	0:36.01	+2
18	23 NUESTRA Bailey Wheeler	12	67.0 Overall	0:11.08 1200m	1:24.68 [18] (0:14.03)	1:10.65 [12] (0:11.08)	0:59.57 [13] (0:11.24)	0:48.33 [12] (0:11.74)	0:36.59 [13] (0:11.92)	0:24.67 [17] (0:12.08)	0:36.59	-5

Scratched: Territory Ash (#20), Blitzum (#22), Dance To The Boom (#13), Cosmic Fire (#11), Dawn Service (#3)

[] Ranking at each section and finish
 -:-:- No data available at this section
 NA No data available

SCN Saddle cloth number
 DNF Did not finish
 DNT Did not track



Aquis Park Gold Coast QLD Professional
Race 5: GOLD COAST MAGIC MILLIONS 3YO GUINEAS - 1400m
17 January 2025 - 19:45



Track Rating: Good 4, Weather: Overcast, Rail Position: +0.5m 800m-400m; True Remainder

Section				200m				Last 600m	
Field Times				0:11.81		(0:11.81)		0:34.96	
Rank	TAB	Horse/Jockey	Barrier	Top Speed [km/h]	Fastest Section	Margin			Distance Travelled [m]
1	7	BOSUSTOW Joshua Parr	9	66.5 Overall	0:10.99 1200m	0:11.40 [4] (0:11.40)	1:21.91		0:34.09
2	2	GIVE ME SPACE Luke Dempsey	19	68.5 1200m	0:10.76 1200m	0:11.14 [10] (0:11.14)	0.2L		0:33.98 -4
3	17	ARRIVING HOME Kerrin McEvoy	10	70.4 1200m	0:10.70 1200m	0:11.64 [3] (0:11.64)	1L		0:34.70 -1
4	4	CATOGGIO Tim Clark	17	68.5 1200m	0:10.57 1200m	0:12.06 [1] (0:12.06)	1.4L		0:35.21 -4
5	5	DEPTH OF CHARACTER Chad Schofield	15	69.0 Overall	0:10.78 1200m	0:11.60 [7] (0:11.60)	2.4L		0:34.48 +0
6	15	ZOUBABY Andrew Adkins	6	70.0 1200m	0:10.76 1200m	0:11.96 [2] (0:11.96)	2.5L		0:34.98 -6
7	18	TUILERIES Tyler Schiller	20	65.8 1200m	0:11.17 400m	0:11.58 [13] (0:11.58)	3.5L		0:34.21 +4
8	10	KING OF ROSEAU Vlad Duric	3	67.1 1200m	0:10.99 1200m	0:11.76 [11] (0:11.76)	3.6L		0:34.36 -7
9	12	HELLA FAST Kyle Wilson-Taylor	7	67.9 1200m	0:10.86 1200m	0:11.98 [6] (0:11.98)	3.8L		0:35.06 -4
10	19	HELL TO PAY Damian Lane	4	68.7 1200m	0:10.68 1200m	0:11.80 [11] (0:11.80)	3.9L		0:34.86 -4

Scratched: Territory Ash (#20), Blitzum (#22), Dance To The Boom (#13), Cosmic Fire (#11), Dawn Service (#3)

[] Ranking at each section and finish
 -:-:- No data available at this section
 NA No data available
 SCN Saddle cloth number
 DNF Did not finish
 DNT Did not track



Aquis Park Gold Coast QLD Professional
Race 5: GOLD COAST MAGIC MILLIONS 3YO GUINEAS - 1400m
17 January 2025 - 19:45



Track Rating: Good 4, Weather: Overcast, Rail Position: +0.5m 800m-400m; True Remainder

Section				200m				Last 600m		
Field Times				0:11.81 (0:11.81)				0:34.96		
Rank	TAB	Horse/Jockey	Barrier	Top Speed [km/h]	Fastest Section	Margin			Distance Travelled [m]	
11	9	STREET CHASE Craig Williams	11	69.4 1200m	0:10.71 1200m	0:12.00 [5] (0:12.00)	4L		0:35.47	+0
12	6	SNITZANOVA Daniel Stackhouse	8	68.0 1200m	0:10.76 1200m	0:11.95 [8] (0:11.95)	4.4L		0:35.27	+8
13	16	YES LULU Jason Collett	16	66.4 1200m	0:10.87 1200m	0:11.92 [9] (0:11.92)	4.6L		0:34.84	-3
14	21	BOLLINGER MISS Martin Harley	5	67.7 1200m	0:10.91 1200m	0:11.63 [14] (0:11.63)	4.9L		0:34.35	-3
15	8	SHANGRI LA EXPRESS Angela Jones	13	67.4 Overall	0:10.97 1200m	0:12.19 [16] (0:12.19)	10.7L		0:35.90	+3
16	14	BAUHINIA Tommy Berry	18	66.0 1200m	0:11.15 1200m	0:12.45 [15] (0:12.45)	10.8L		0:35.41	+0
17	1	BITTERCREEK Blake Shinn	14	66.2 Overall	0:11.04 1200m	0:12.89 [17] (0:12.89)	14.8L		0:36.01	+2
18	23	NUESTRA Bailey Wheeler	12	67.0 Overall	0:11.08 1200m	0:12.59 [18] (0:12.59)	15.6L		0:36.59	-5

Scratched: Territory Ash (#20), Blitzum (#22), Dance To The Boom (#13), Cosmic Fire (#11), Dawn Service (#3)

[] Ranking at each section and finish
 -:-:- No data available at this section
 NA No data available

SCN Saddle cloth number
 DNF Did not finish
 DNT Did not track



Horse/Jockey Name	Bosustow
Final Rank	1
Fastest Section Time (Section)	0:10.99 (1200m)
Top Speed [km/h] (Section)	66.5 (Overall)
Race State	Finished



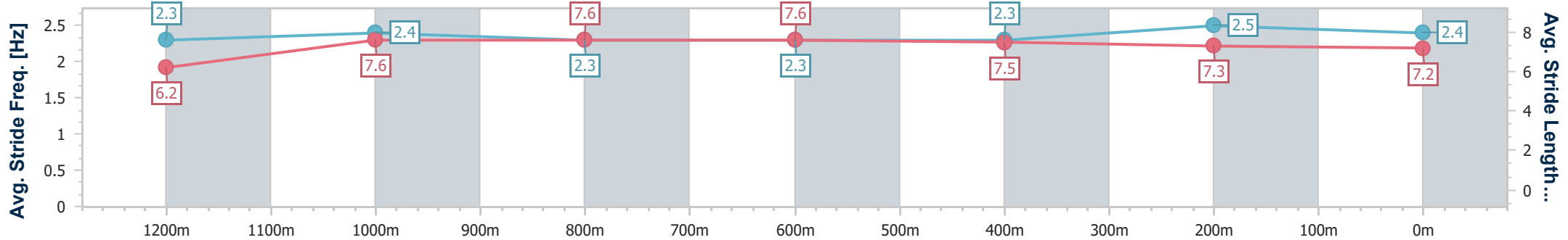
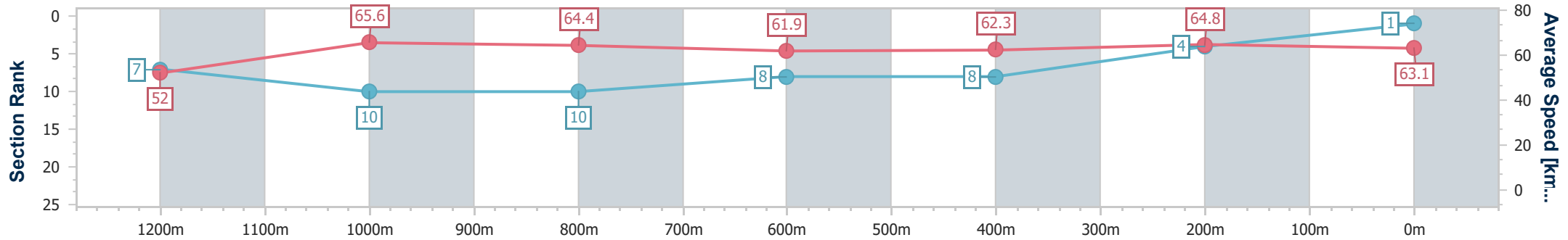
Aquis Park Gold Coast QLD Professional
Race 5: GOLD COAST MAGIC MILLIONS 3YO GUINEAS - 1400m



17 January 2025 - 19:45

Track Rating: Good 4, Weather: Overcast, Rail Position: +0.5m
800m-400m; True Remainder

Section	Overall	1200m	1000m	800m	600m	400m	200m
Section Times	1:21.91 [1] (0:13.82)	1:08.09 [7] (0:10.99)	0:57.10 [10] (0:11.32)	0:45.78 [10] (0:11.69)	0:34.09 [8] (0:11.51)	0:22.58 [8] (0:11.18)	0:11.40 [4] (0:11.40)
Average Speed [km/h]	52.0	65.6	64.4	61.9	62.3	64.8	63.1
Top Speed [km/h]	66.5	66.3	65.7	63.4	63.9	66.3	64.8
Avg. Dist. to Rail [m]	5.6	3.3	2.8	1.1	0.8	3.7	4.2
Avg. Stride Freq. [Hz]	2.3	2.4	2.3	2.3	2.3	2.5	2.4
Avg. Stride Length [m]	6.2	7.6	7.6	7.6	7.5	7.3	7.2



- [] Ranking at each section and finish
- .-.- No data available at this section
- NA No data available



Horse/Jockey Name	Give Me Space
Final Rank	2
Fastest Section Time (Section)	0:10.76 (1200m)
Top Speed [km/h] (Section)	68.5 (1200m)
Race State	Finished



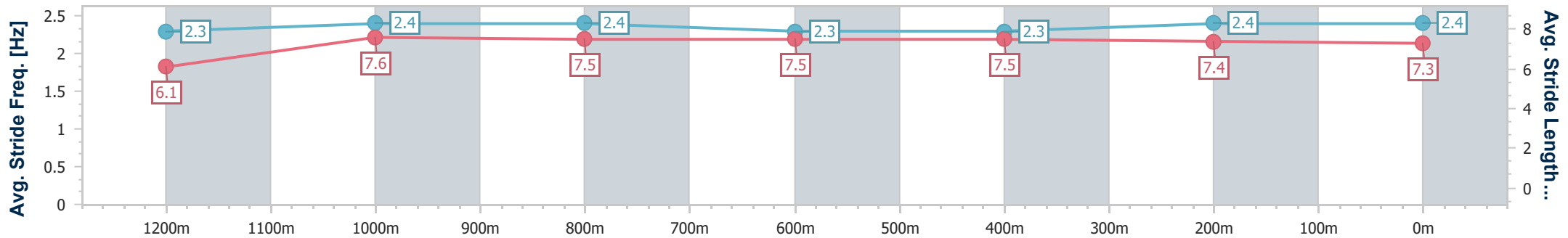
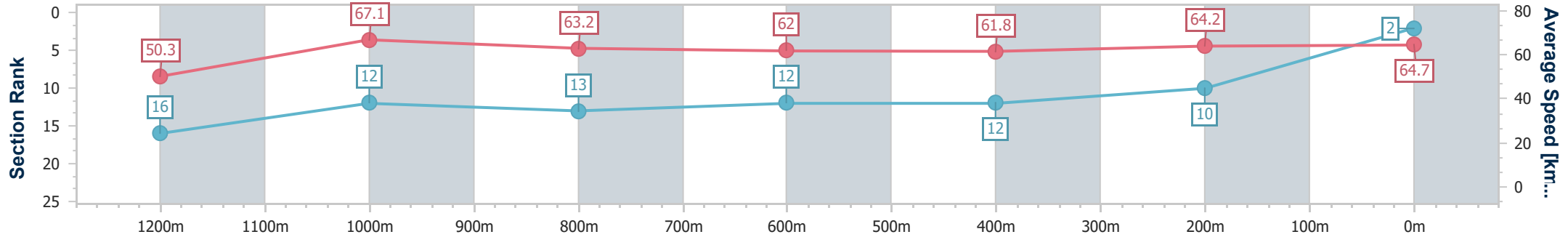
Aquis Park Gold Coast QLD Professional
Race 5: GOLD COAST MAGIC MILLIONS 3YO GUINEAS - 1400m



17 January 2025 - 19:45

Track Rating: Good 4, Weather: Overcast, Rail Position: +0.5m
800m-400m; True Remainder

Section	Overall	1200m	1000m	800m	600m	400m	200m
Section Times	1:21.94 [2] (0:14.33)	1:07.61 [16] (0:10.76)	0:56.85 [12] (0:11.32)	0:45.53 [13] (0:11.55)	0:33.98 [12] (0:11.61)	0:22.37 [12] (0:11.23)	0:11.14 [10] (0:11.14)
Average Speed [km/h]	50.3	67.1	63.2	62.0	61.8	64.2	64.7
Top Speed [km/h]	66.8	68.5	65.2	64.3	62.7	65.7	65.2
Avg. Dist. to Rail [m]	11.9	2.0	0.6	1.3	1.2	3.9	5.5
Avg. Stride Freq. [Hz]	2.3	2.4	2.4	2.3	2.3	2.4	2.4
Avg. Stride Length [m]	6.1	7.6	7.5	7.5	7.5	7.4	7.3



- [] Ranking at each section and finish
- .-.- No data available at this section
- NA No data available



Horse/Jockey Name	Arriving Home
Final Rank	3
Fastest Section Time (Section)	0:10.70 (1200m)
Top Speed [km/h] (Section)	70.4 (1200m)
Race State	Finished



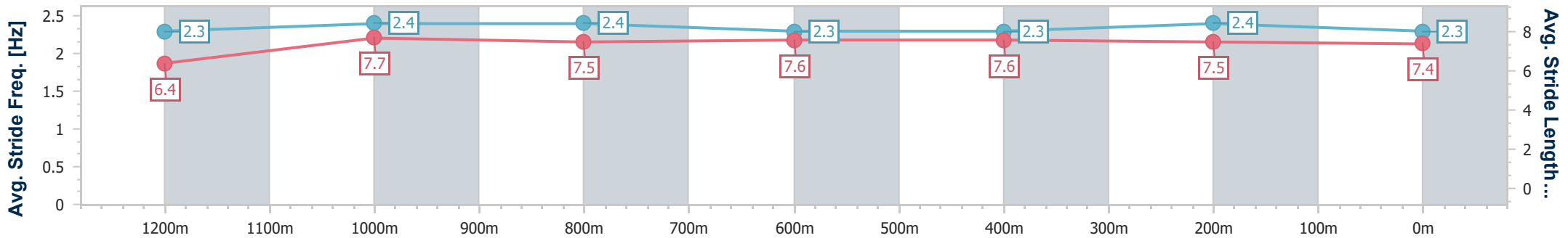
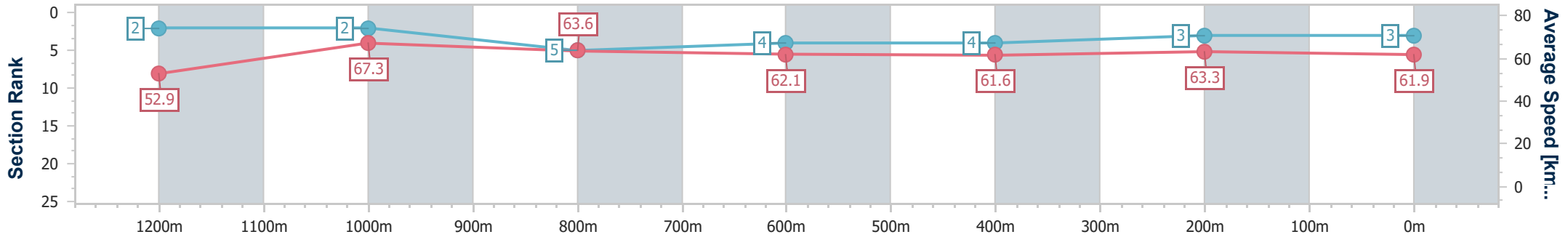
Aquis Park Gold Coast QLD Professional
Race 5: GOLD COAST MAGIC MILLIONS 3YO GUINEAS - 1400m



17 January 2025 - 19:45

Track Rating: Good 4, Weather: Overcast, Rail Position: +0.5m
800m-400m; True Remainder

Section	Overall	1200m	1000m	800m	600m	400m	200m
Section Times	1:22.08 [3] (0:13.60)	1:08.48 [2] (0:10.70)	0:57.78 [2] (0:11.44)	0:46.34 [5] (0:11.64)	0:34.70 [4] (0:11.64)	0:23.06 [4] (0:11.42)	0:11.64 [3] (0:11.64)
Average Speed [km/h]	52.9	67.3	63.6	62.1	61.6	63.3	61.9
Top Speed [km/h]	67.8	70.4	67.1	63.6	62.9	64.4	63.3
Avg. Dist. to Rail [m]	6.9	3.4	2.2	1.0	0.6	0.8	1.3
Avg. Stride Freq. [Hz]	2.3	2.4	2.4	2.3	2.3	2.4	2.3
Avg. Stride Length [m]	6.4	7.7	7.5	7.6	7.6	7.5	7.4



- [] Ranking at each section and finish
- .-.- No data available at this section
- NA No data available



Horse/Jockey Name	Catoggio
Final Rank	4
Fastest Section Time (Section)	0:10.57 (1200m)
Top Speed [km/h] (Section)	68.5 (1200m)
Race State	Finished



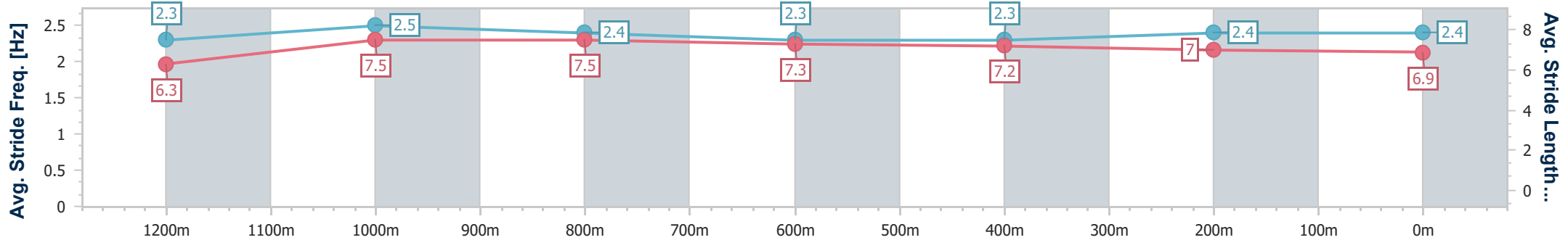
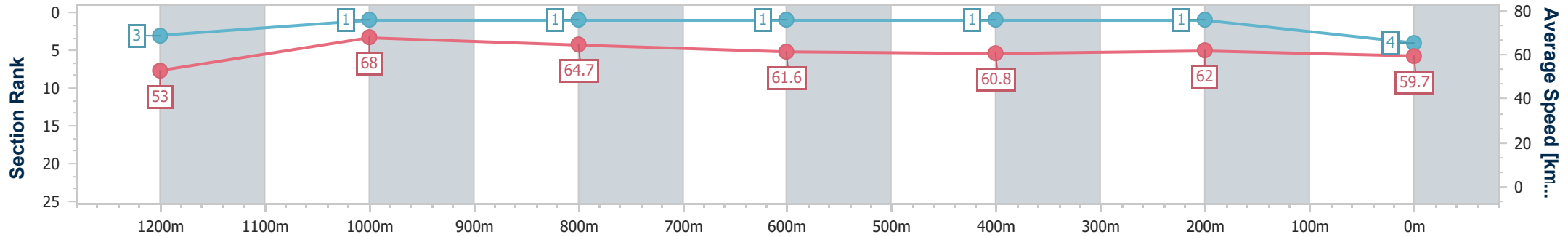
Aquis Park Gold Coast QLD Professional
Race 5: GOLD COAST MAGIC MILLIONS 3YO GUINEAS - 1400m



17 January 2025 - 19:45

Track Rating: Good 4, Weather: Overcast, Rail Position: +0.5m
800m-400m; True Remainder

Section	Overall	1200m	1000m	800m	600m	400m	200m
Section Times	1:22.16 [4] (0:13.62)	1:08.54 [3] (0:10.57)	0:57.97 [1] (0:11.25)	0:46.72 [1] (0:11.51)	0:35.21 [1] (0:11.58)	0:23.63 [1] (0:11.57)	0:12.06 [1] (0:12.06)
Average Speed [km/h]	53.0	68.0	64.7	61.6	60.8	62.0	59.7
Top Speed [km/h]	67.6	68.5	67.6	63.9	61.5	64.1	62.0
Avg. Dist. to Rail [m]	12.9	7.4	1.9	3.1	4.2	1.6	1.2
Avg. Stride Freq. [Hz]	2.3	2.5	2.4	2.3	2.3	2.4	2.4
Avg. Stride Length [m]	6.3	7.5	7.5	7.3	7.2	7.0	6.9



- [] Ranking at each section and finish
- .-.- No data available at this section
- NA No data available



Horse/Jockey Name	Depth Of Character
Final Rank	5
Fastest Section Time (Section)	0:10.78 (1200m)
Top Speed [km/h] (Section)	69.0 (Overall)
Race State	Finished



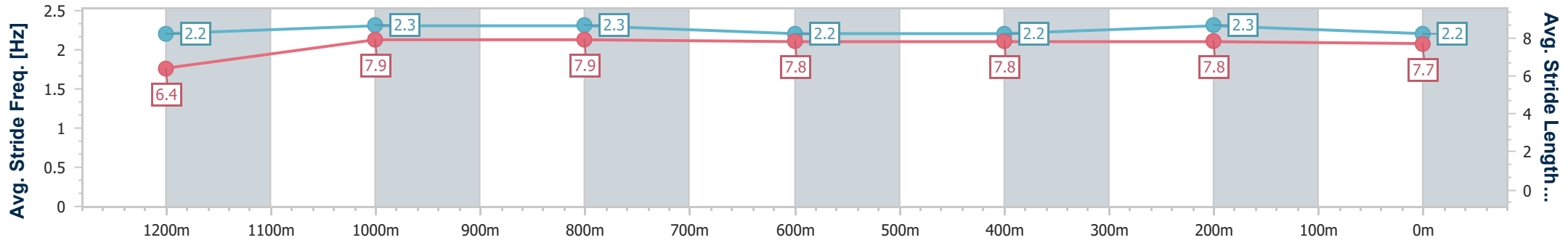
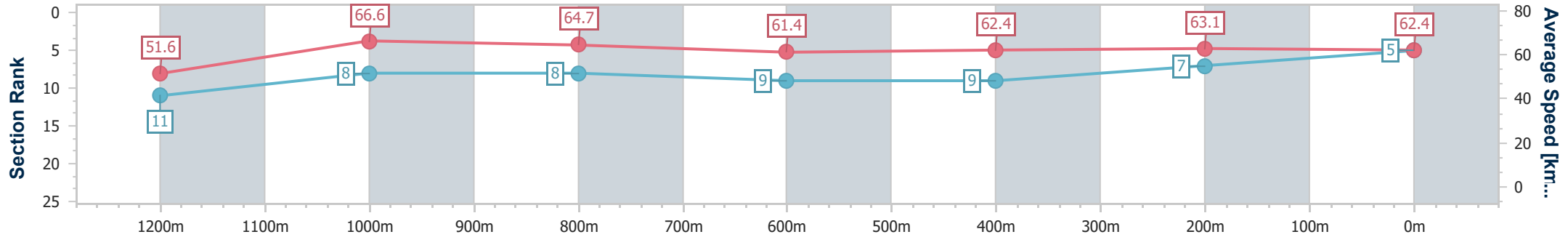
Aquis Park Gold Coast QLD Professional
Race 5: GOLD COAST MAGIC MILLIONS 3YO GUINEAS - 1400m



17 January 2025 - 19:45

Track Rating: Good 4, Weather: Overcast, Rail Position: +0.5m
800m-400m; True Remainder

Section	Overall	1200m	1000m	800m	600m	400m	200m
Section Times	1:22.34 [5] (0:14.01)	1:08.33 [11] (0:10.78)	0:57.55 [8] (0:11.29)	0:46.26 [8] (0:11.78)	0:34.48 [9] (0:11.47)	0:23.01 [9] (0:11.41)	0:11.60 [7] (0:11.60)
Average Speed [km/h]	51.6	66.6	64.7	61.4	62.4	63.1	62.4
Top Speed [km/h]	69.0	68.7	65.6	63.0	63.9	64.2	63.3
Avg. Dist. to Rail [m]	8.3	2.4	2.5	1.4	0.8	2.0	2.5
Avg. Stride Freq. [Hz]	2.2	2.3	2.3	2.2	2.2	2.3	2.2
Avg. Stride Length [m]	6.4	7.9	7.9	7.8	7.8	7.8	7.7



- [] Ranking at each section and finish
- .-.- No data available at this section
- NA No data available



Horse/Jockey Name	Zoubaby
Final Rank	6
Fastest Section Time (Section)	0:10.76 (1200m)
Top Speed [km/h] (Section)	70.0 (1200m)
Race State	Finished



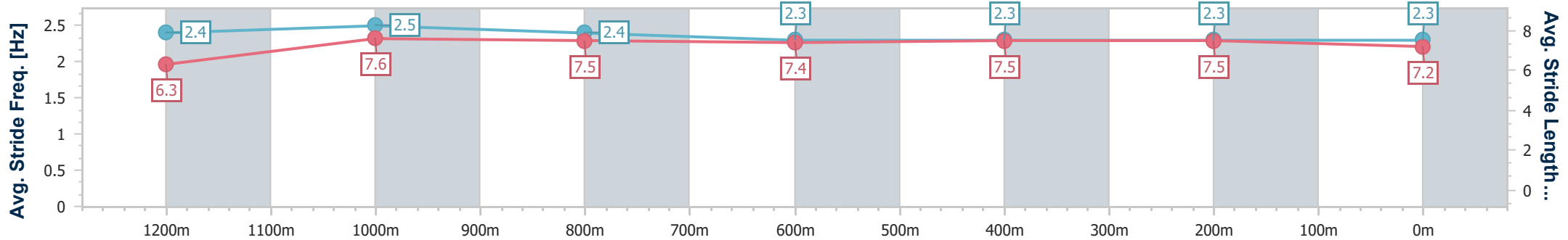
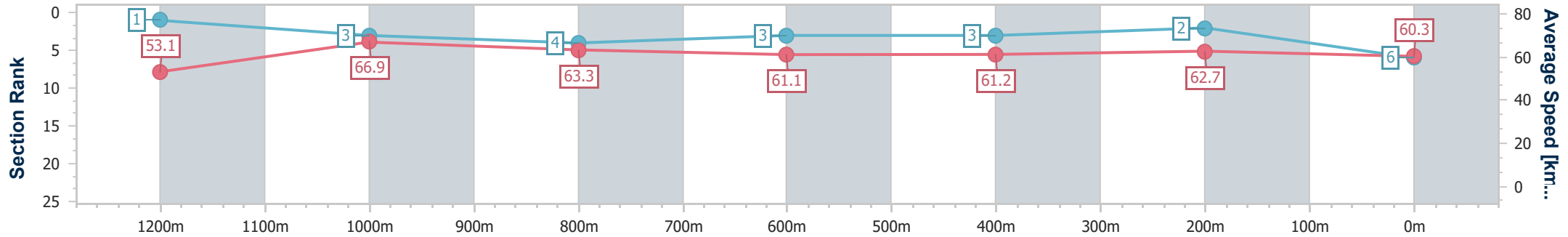
Aquis Park Gold Coast QLD Professional
Race 5: GOLD COAST MAGIC MILLIONS 3YO GUINEAS - 1400m



17 January 2025 - 19:45

Track Rating: Good 4, Weather: Overcast, Rail Position: +0.5m
800m-400m; True Remainder

Section	Overall	1200m	1000m	800m	600m	400m	200m							
Section Times	1:22.36 [6] (0:13.55)	1:08.81 [1] (0:10.76)	0:58.05 [3] (0:11.35)	0:46.70 [4] (0:11.72)	0:34.98 [3] (0:11.56)	0:23.42 [3] (0:11.46)	0:11.96 [2] (0:11.96)							
Average Speed [km/h]	53.1	66.9	63.3	61.1	61.2	62.7	60.3							
Top Speed [km/h]	68.6	70.0	64.7	62.4	63.1	64.0	62.4							
Avg. Dist. to Rail [m]	1.9	0.3	0.8	1.3	2.9	0.7	0.5							
Avg. Stride Freq. [Hz]	2.4	2.5	2.4	2.3	2.3	2.3	2.3							
Avg. Stride Length [m]	6.3	7.6	7.5	7.4	7.5	7.5	7.2							



- [] Ranking at each section and finish
- .-.- No data available at this section
- NA No data available



Horse/Jockey Name	Tuileries
Final Rank	7
Fastest Section Time (Section)	0:11.17 (400m)
Top Speed [km/h] (Section)	65.8 (1200m)
Race State	Finished



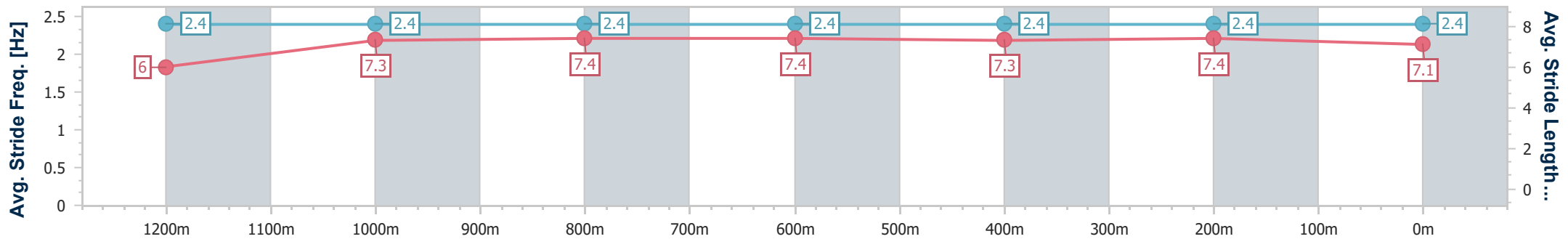
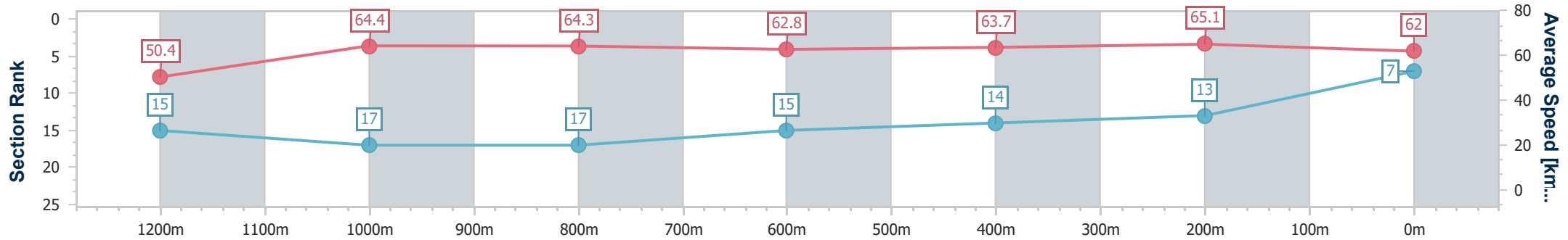
Aquis Park Gold Coast QLD Professional
Race 5: GOLD COAST MAGIC MILLIONS 3YO GUINEAS - 1400m



17 January 2025 - 19:45

Track Rating: Good 4, Weather: Overcast, Rail Position: +0.5m
800m-400m; True Remainder

Section	Overall	1200m	1000m	800m	600m	400m	200m
Section Times	1:22.56 [7] (0:14.28)	1:08.28 [15] (0:11.19)	0:57.09 [17] (0:11.32)	0:45.77 [17] (0:11.56)	0:34.21 [15] (0:11.46)	0:22.75 [14] (0:11.17)	0:11.58 [13] (0:11.58)
Average Speed [km/h]	50.4	64.4	64.3	62.8	63.7	65.1	62.0
Top Speed [km/h]	64.1	65.8	65.3	65.5	65.3	65.6	64.7
Avg. Dist. to Rail [m]	14.1	4.2	2.2	2.3	2.4	6.2	8.3
Avg. Stride Freq. [Hz]	2.4	2.4	2.4	2.4	2.4	2.4	2.4
Avg. Stride Length [m]	6.0	7.3	7.4	7.4	7.3	7.4	7.1



- [] Ranking at each section and finish
- .-.- No data available at this section
- NA No data available



Horse/Jockey Name	King Of Roseau
Final Rank	8
Fastest Section Time (Section)	0:10.99 (1200m)
Top Speed [km/h] (Section)	67.1 (1200m)
Race State	Finished



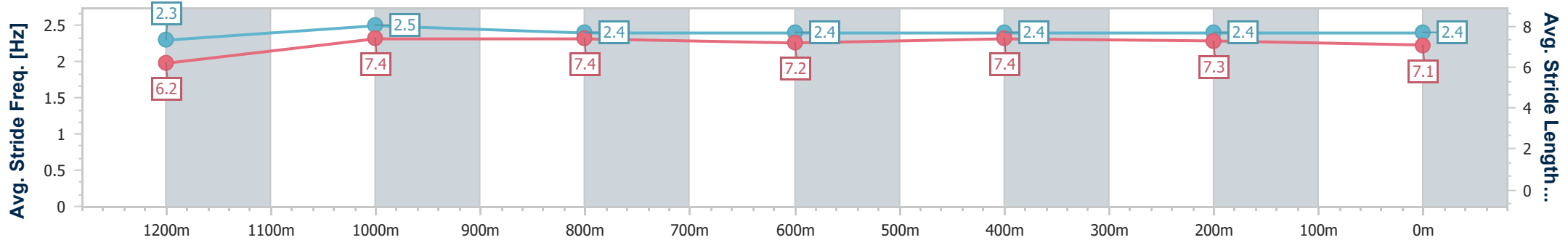
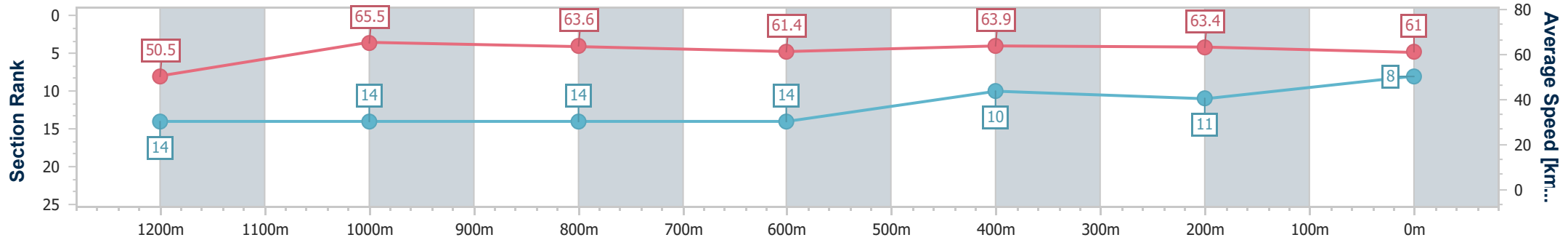
Aquis Park Gold Coast QLD Professional
Race 5: GOLD COAST MAGIC MILLIONS 3YO GUINEAS - 1400m



17 January 2025 - 19:45

Track Rating: Good 4, Weather: Overcast, Rail Position: +0.5m
800m-400m; True Remainder

Section	Overall	1200m	1000m	800m	600m	400m	200m							
Section Times	1:22.57 [8] (0:14.26)	1:08.31 [14] (0:10.99)	0:57.32 [14] (0:11.30)	0:46.02 [14] (0:11.66)	0:34.36 [14] (0:11.23)	0:23.13 [10] (0:11.37)	0:11.76 [11] (0:11.76)							
Average Speed [km/h]	50.5	65.5	63.6	61.4	63.9	63.4	61.0							
Top Speed [km/h]	66.5	67.1	65.2	63.6	65.8	65.2	63.5							
Avg. Dist. to Rail [m]	0.8	0.6	0.5	0.9	1.1	3.2	4.3							
Avg. Stride Freq. [Hz]	2.3	2.5	2.4	2.4	2.4	2.4	2.4							
Avg. Stride Length [m]	6.2	7.4	7.4	7.2	7.4	7.3	7.1							



- [] Ranking at each section and finish
- .-.- No data available at this section
- NA No data available



Horse/Jockey Name	Hella Fast
Final Rank	9
Fastest Section Time (Section)	0:10.86 (1200m)
Top Speed [km/h] (Section)	67.9 (1200m)
Race State	Finished



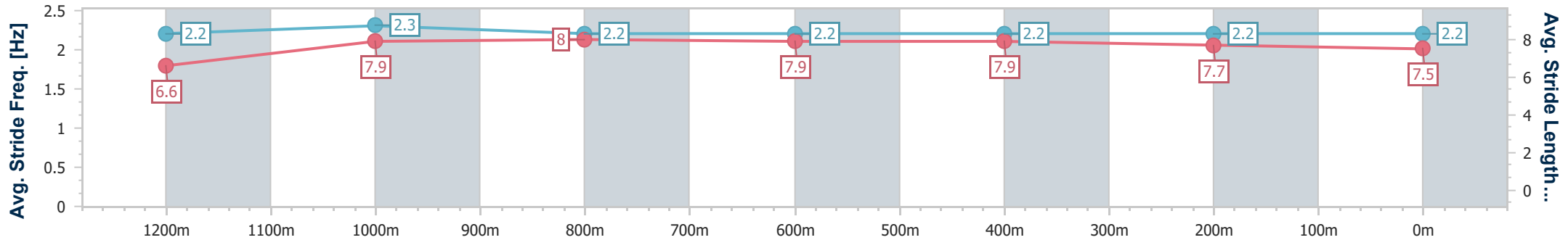
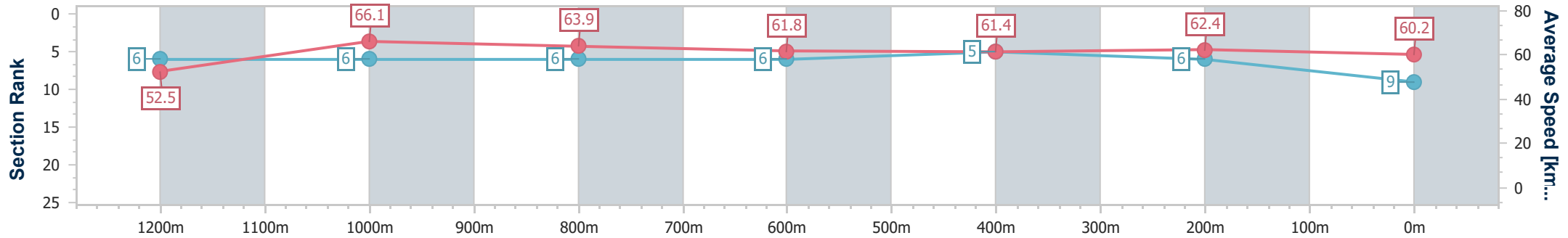
Aquis Park Gold Coast QLD Professional
Race 5: GOLD COAST MAGIC MILLIONS 3YO GUINEAS - 1400m



17 January 2025 - 19:45

Track Rating: Good 4, Weather: Overcast, Rail Position: +0.5m
800m-400m; True Remainder

Section	Overall	1200m	1000m	800m	600m	400m	200m
Section Times	1:22.60 [9] (0:13.74)	1:08.86 [6] (0:10.86)	0:58.00 [6] (0:11.34)	0:46.66 [6] (0:11.60)	0:35.06 [6] (0:11.59)	0:23.47 [5] (0:11.49)	0:11.98 [6] (0:11.98)
Average Speed [km/h]	52.5	66.1	63.9	61.8	61.4	62.4	60.2
Top Speed [km/h]	67.3	67.9	65.5	62.5	62.5	63.9	61.2
Avg. Dist. to Rail [m]	3.3	2.3	0.9	1.1	1.9	0.5	0.5
Avg. Stride Freq. [Hz]	2.2	2.3	2.2	2.2	2.2	2.2	2.2
Avg. Stride Length [m]	6.6	7.9	8.0	7.9	7.9	7.7	7.5



- [] Ranking at each section and finish
- .-.- No data available at this section
- NA No data available



Horse/Jockey Name	Hell To Pay
Final Rank	10
Fastest Section Time (Section)	0:10.68 (1200m)
Top Speed [km/h] (Section)	68.7 (1200m)
Race State	Finished



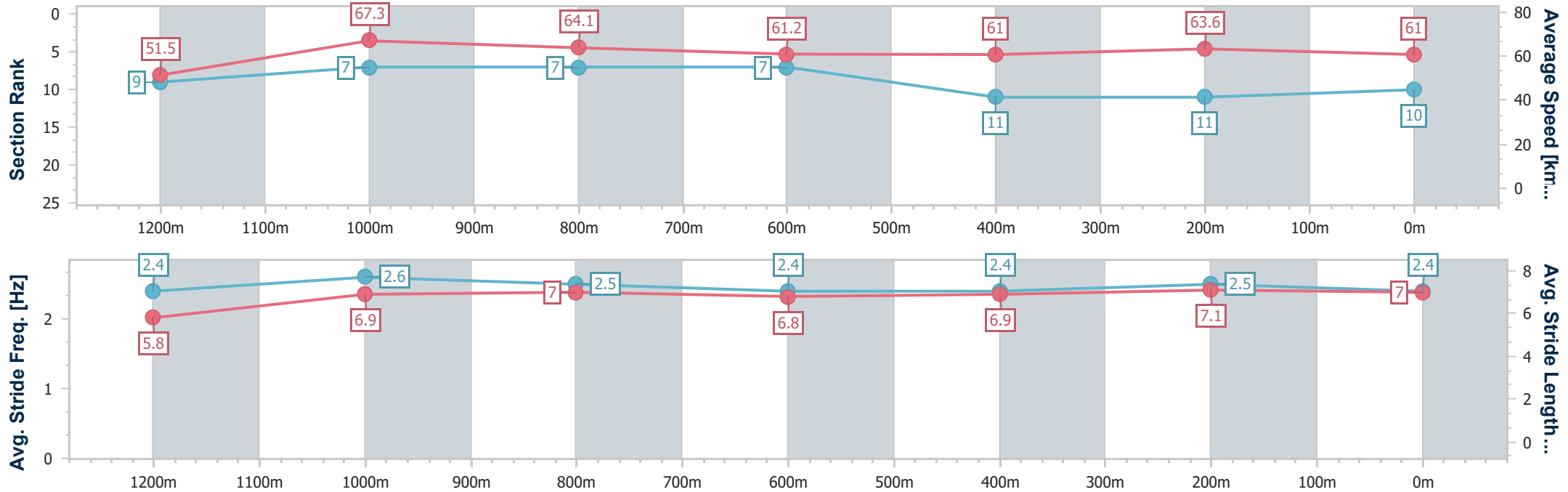
Aquis Park Gold Coast QLD Professional
Race 5: GOLD COAST MAGIC MILLIONS 3YO GUINEAS - 1400m



17 January 2025 - 19:45

Track Rating: Good 4, Weather: Overcast, Rail Position: +0.5m
800m-400m; True Remainder

Section	Overall	1200m	1000m	800m	600m	400m	200m
Section Times	1:22.61 [10] (0:13.99)	1:08.62 [9] (0:10.68)	0:57.94 [7] (0:11.31)	0:46.63 [7] (0:11.77)	0:34.86 [7] (0:11.69)	0:23.17 [11] (0:11.37)	0:11.80 [11] (0:11.80)
Average Speed [km/h]	51.5	67.3	64.1	61.2	61.0	63.6	61.0
Top Speed [km/h]	67.1	68.7	65.3	62.8	62.2	64.7	63.2
Avg. Dist. to Rail [m]	1.8	0.5	1.3	0.5	1.2	0.4	0.5
Avg. Stride Freq. [Hz]	2.4	2.6	2.5	2.4	2.4	2.5	2.4
Avg. Stride Length [m]	5.8	6.9	7.0	6.8	6.9	7.1	7.0



- [] Ranking at each section and finish
- .-.- No data available at this section
- NA No data available



Horse/Jockey Name	Street Chase
Final Rank	11
Fastest Section Time (Section)	0:10.71 (1200m)
Top Speed [km/h] (Section)	69.4 (1200m)
Race State	Finished



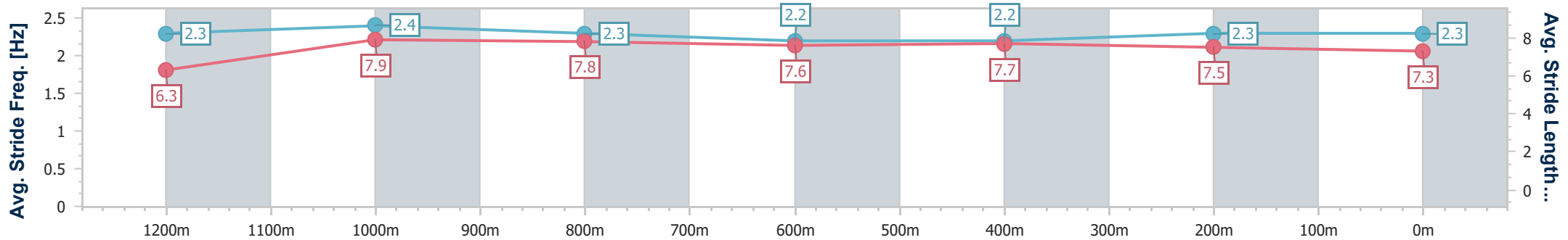
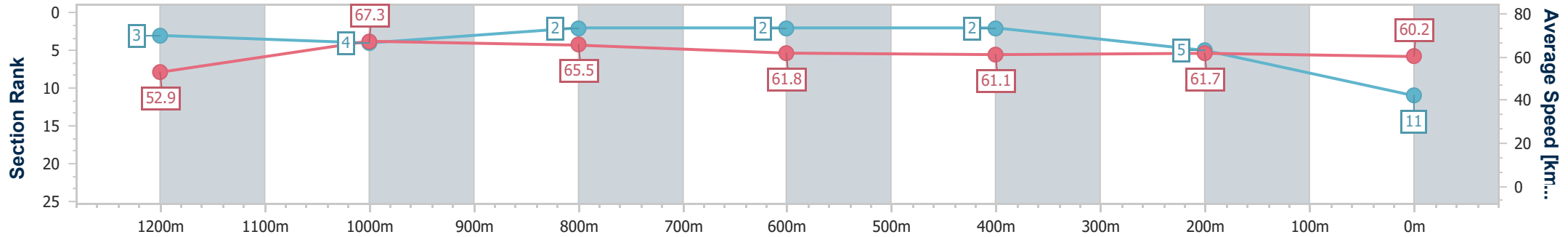
Aquis Park Gold Coast QLD Professional
Race 5: GOLD COAST MAGIC MILLIONS 3YO GUINEAS - 1400m



17 January 2025 - 19:45

Track Rating: Good 4, Weather: Overcast, Rail Position: +0.5m
800m-400m; True Remainder

Section	Overall	1200m	1000m	800m	600m	400m	200m							
Section Times	1:22.62 [11] (0:13.62)	1:09.00 [3] (0:10.71)	0:58.29 [4] (0:11.17)	0:47.12 [2] (0:11.65)	0:35.47 [2] (0:11.77)	0:23.70 [2] (0:11.70)	0:12.00 [5] (0:12.00)							
Average Speed [km/h]	52.9	67.3	65.5	61.8	61.1	61.7	60.2							
Top Speed [km/h]	67.6	69.4	66.8	63.7	61.9	63.5	61.6							
Avg. Dist. to Rail [m]	7.9	3.7	2.8	1.0	0.6	1.8	1.6							
Avg. Stride Freq. [Hz]	2.3	2.4	2.3	2.2	2.2	2.3	2.3							
Avg. Stride Length [m]	6.3	7.9	7.8	7.6	7.7	7.5	7.3							



- [] Ranking at each section and finish
- .-.- No data available at this section
- NA No data available



Horse/Jockey Name	Snitzanova
Final Rank	12
Fastest Section Time (Section)	0:10.76 (1200m)
Top Speed [km/h] (Section)	68.0 (1200m)
Race State	Finished



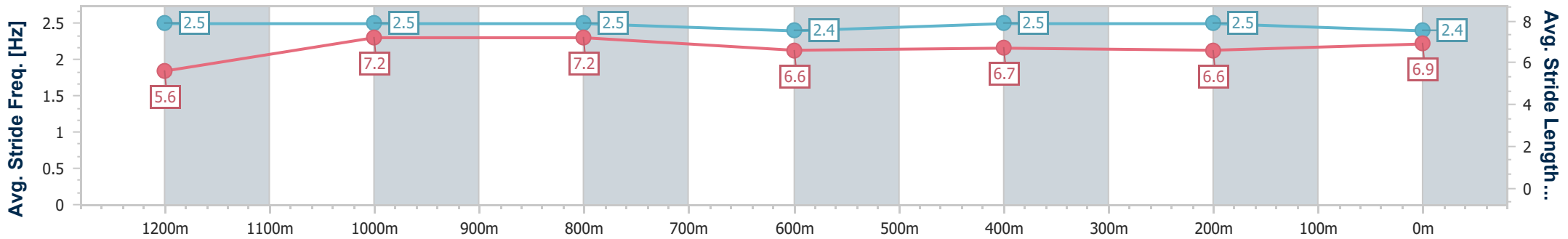
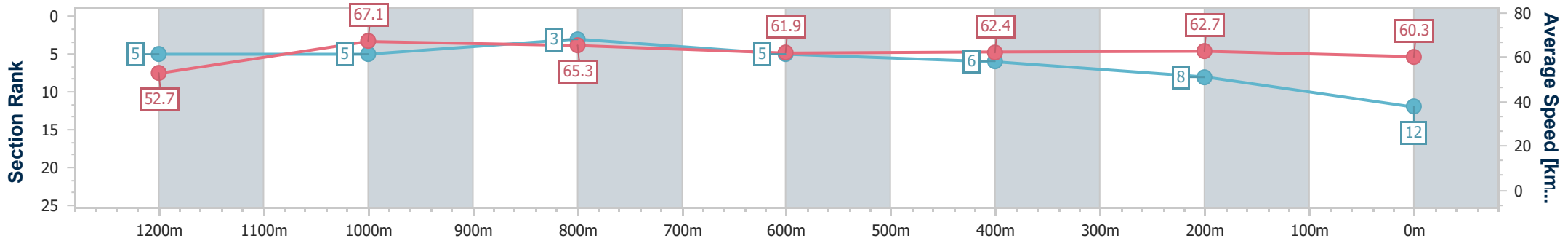
Aquis Park Gold Coast QLD Professional
Race 5: GOLD COAST MAGIC MILLIONS 3YO GUINEAS - 1400m



17 January 2025 - 19:45

Track Rating: Good 4, Weather: Overcast, Rail Position: +0.5m
800m-400m; True Remainder

Section	Overall	1200m	1000m	800m	600m	400m	200m							
Section Times	1:22.69 [12] (0:13.65)	1:09.04 [5] (0:10.76)	0:58.28 [5] (0:11.19)	0:47.09 [3] (0:11.82)	0:35.27 [5] (0:11.81)	0:23.46 [6] (0:11.51)	0:11.95 [8] (0:11.95)							
Average Speed [km/h]	52.7	67.1	65.3	61.9	62.4	62.7	60.3							
Top Speed [km/h]	67.7	68.0	66.8	63.2	63.0	63.7	61.4							
Avg. Dist. to Rail [m]	5.4	2.7	3.3	4.1	3.9	3.5	4.3							
Avg. Stride Freq. [Hz]	2.5	2.5	2.5	2.4	2.5	2.5	2.4							
Avg. Stride Length [m]	5.6	7.2	7.2	6.6	6.7	6.6	6.9							



- [] Ranking at each section and finish
- .-.- No data available at this section
- NA No data available



Horse/Jockey Name	Yes Lulu
Final Rank	13
Fastest Section Time (Section)	0:10.87 (1200m)
Top Speed [km/h] (Section)	66.4 (1200m)
Race State	Finished



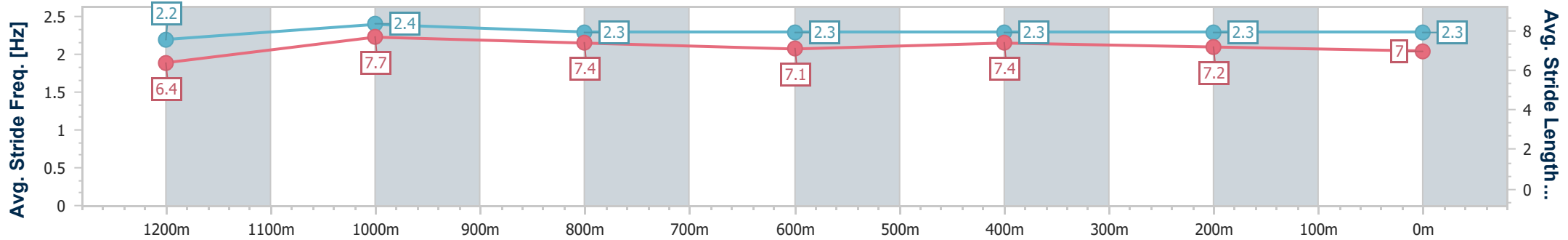
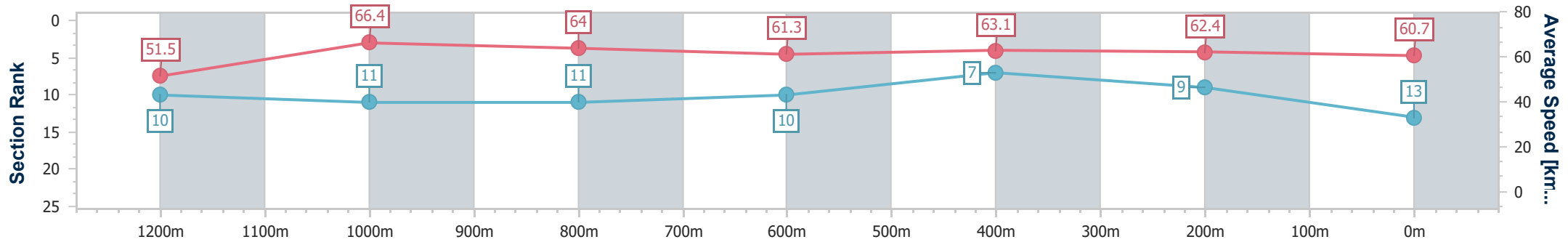
Aquis Park Gold Coast QLD Professional
Race 5: GOLD COAST MAGIC MILLIONS 3YO GUINEAS - 1400m



17 January 2025 - 19:45

Track Rating: Good 4, Weather: Overcast, Rail Position: +0.5m
800m-400m; True Remainder

Section	Overall	1200m	1000m	800m	600m	400m	200m							
Section Times	1:22.72 [13] (0:14.00)	1:08.72 [10] (0:10.87)	0:57.85 [11] (0:11.27)	0:46.58 [11] (0:11.74)	0:34.84 [10] (0:11.36)	0:23.48 [7] (0:11.56)	0:11.92 [9] (0:11.92)							
Average Speed [km/h]	51.5	66.4	64.0	61.3	63.1	62.4	60.7							
Top Speed [km/h]	65.7	66.4	65.4	62.2	64.0	63.2	62.9							
Avg. Dist. to Rail [m]	11.4	5.1	1.1	0.9	1.2	5.9	10.7							
Avg. Stride Freq. [Hz]	2.2	2.4	2.3	2.3	2.3	2.3	2.3							
Avg. Stride Length [m]	6.4	7.7	7.4	7.1	7.4	7.2	7.0							



- [] Ranking at each section and finish
- .-.- No data available at this section
- NA No data available



Horse/Jockey Name	Bollinger Miss
Final Rank	14
Fastest Section Time (Section)	0:10.91 (1200m)
Top Speed [km/h] (Section)	67.7 (1200m)
Race State	Finished



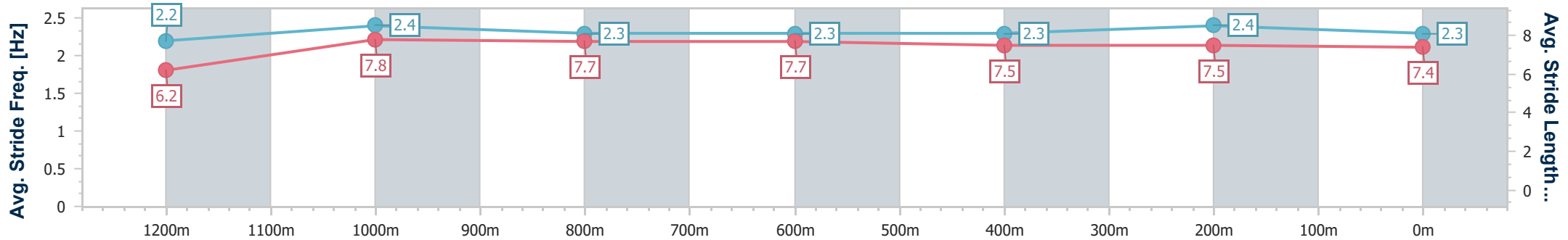
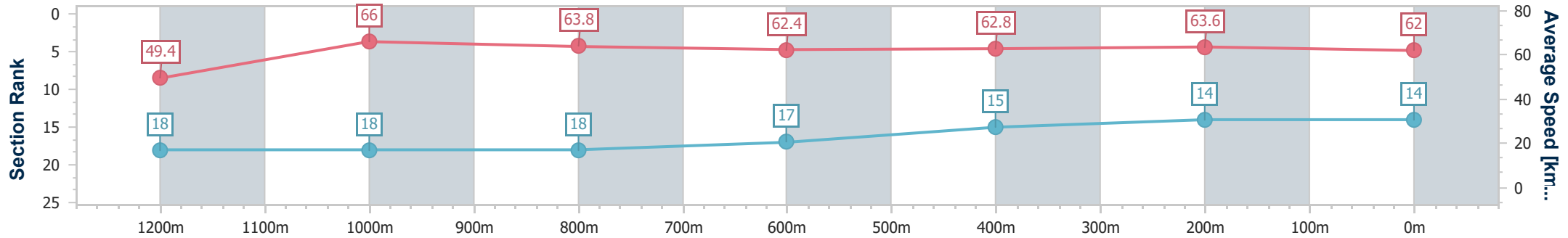
Aquis Park Gold Coast QLD Professional
Race 5: GOLD COAST MAGIC MILLIONS 3YO GUINEAS - 1400m



17 January 2025 - 19:45

Track Rating: Good 4, Weather: Overcast, Rail Position: +0.5m
800m-400m; True Remainder

Section	Overall	1200m	1000m	800m	600m	400m	200m
Section Times	1:22.78 [14] (0:14.58)	1:08.20 [18] (0:10.91)	0:57.29 [18] (0:11.39)	0:45.90 [18] (0:11.55)	0:34.35 [17] (0:11.44)	0:22.91 [15] (0:11.28)	0:11.63 [14] (0:11.63)
Average Speed [km/h]	49.4	66.0	63.8	62.4	62.8	63.6	62.0
Top Speed [km/h]	66.5	67.7	65.8	66.2	63.5	64.7	63.8
Avg. Dist. to Rail [m]	2.4	1.4	1.0	1.1	0.9	0.9	1.5
Avg. Stride Freq. [Hz]	2.2	2.4	2.3	2.3	2.3	2.4	2.3
Avg. Stride Length [m]	6.2	7.8	7.7	7.7	7.5	7.5	7.4



- [] Ranking at each section and finish
- .-.- No data available at this section
- NA No data available



Horse/Jockey Name	Shangri La Express
Final Rank	15
Fastest Section Time (Section)	0:10.97 (1200m)
Top Speed [km/h] (Section)	67.4 (Overall)
Race State	Finished



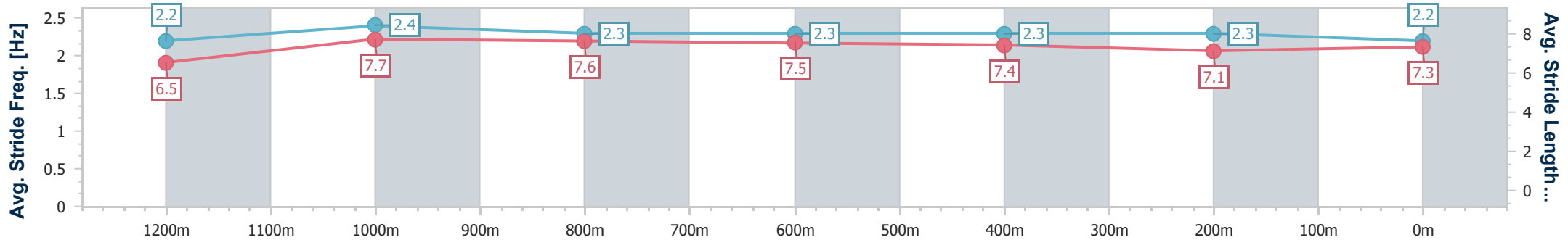
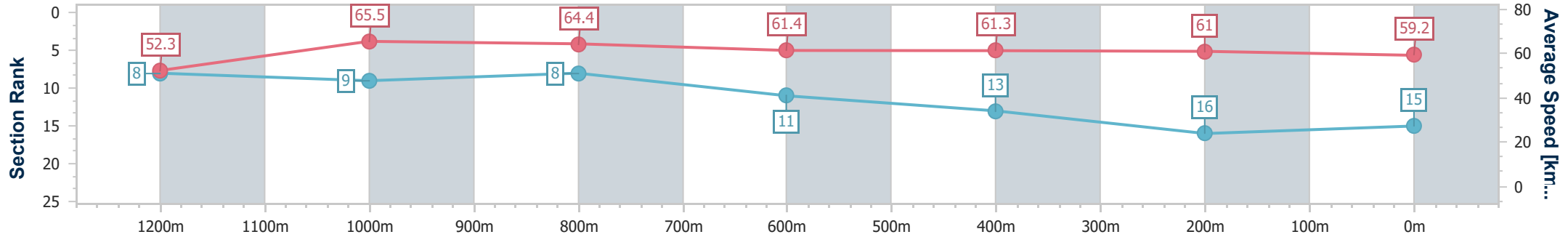
Aquis Park Gold Coast QLD Professional
Race 5: GOLD COAST MAGIC MILLIONS 3YO GUINEAS - 1400m



17 January 2025 - 19:45

Track Rating: Good 4, Weather: Overcast, Rail Position: +0.5m
800m-400m; True Remainder

Section	Overall	1200m	1000m	800m	600m	400m	200m
Section Times	1:23.79 [15] (0:13.83)	1:09.96 [8] (0:10.97)	0:58.99 [9] (0:11.28)	0:47.71 [8] (0:11.81)	0:35.90 [11] (0:11.86)	0:24.04 [13] (0:11.85)	0:12.19 [16] (0:12.19)
Average Speed [km/h]	52.3	65.5	64.4	61.4	61.3	61.0	59.2
Top Speed [km/h]	67.4	67.3	66.7	61.9	63.4	62.9	60.8
Avg. Dist. to Rail [m]	9.1	4.1	2.2	0.9	1.9	5.4	7.4
Avg. Stride Freq. [Hz]	2.2	2.4	2.3	2.3	2.3	2.3	2.2
Avg. Stride Length [m]	6.5	7.7	7.6	7.5	7.4	7.1	7.3



- [] Ranking at each section and finish
- .-.- No data available at this section
- NA No data available



Horse/Jockey Name	Bauhinia
Final Rank	16
Fastest Section Time (Section)	0:11.15 (1200m)
Top Speed [km/h] (Section)	66.0 (1200m)
Race State	Finished



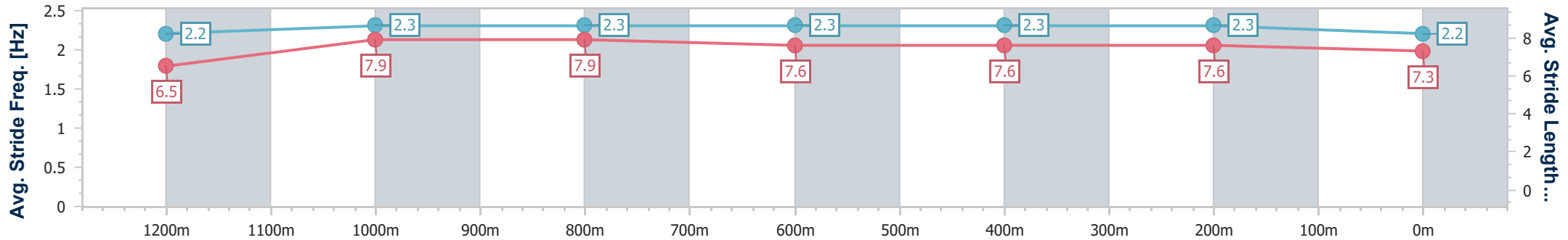
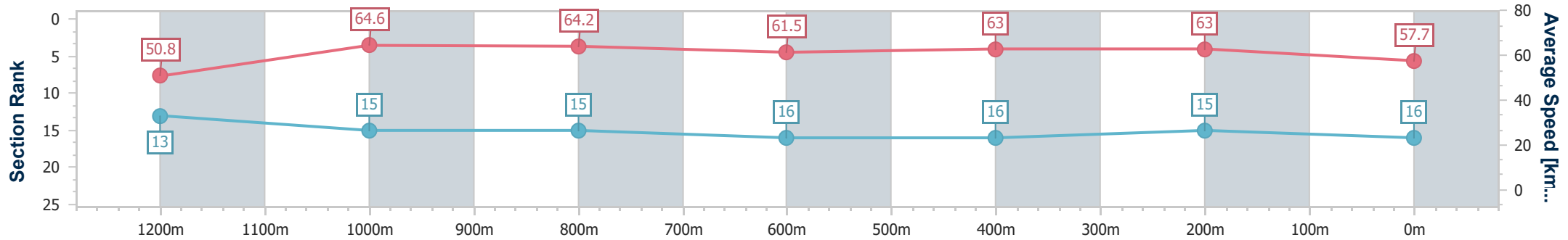
Aquis Park Gold Coast QLD Professional
Race 5: GOLD COAST MAGIC MILLIONS 3YO GUINEAS - 1400m



17 January 2025 - 19:45

Track Rating: Good 4, Weather: Overcast, Rail Position: +0.5m
800m-400m; True Remainder

Section	Overall	1200m	1000m	800m	600m	400m	200m
Section Times	1:23.80 [16] (0:14.22)	1:09.58 [13] (0:11.15)	0:58.43 [15] (0:11.29)	0:47.14 [15] (0:11.73)	0:35.41 [16] (0:11.52)	0:23.89 [16] (0:11.44)	0:12.45 [15] (0:12.45)
Average Speed [km/h]	50.8	64.6	64.2	61.5	63.0	63.0	57.7
Top Speed [km/h]	64.6	66.0	65.7	65.0	64.1	64.5	61.6
Avg. Dist. to Rail [m]	12.2	4.3	1.7	0.8	0.9	3.2	6.4
Avg. Stride Freq. [Hz]	2.2	2.3	2.3	2.3	2.3	2.3	2.2
Avg. Stride Length [m]	6.5	7.9	7.9	7.6	7.6	7.6	7.3



- [] Ranking at each section and finish
- .-.- No data available at this section
- NA No data available



Horse/Jockey Name	Bittercreek
Final Rank	17
Fastest Section Time (Section)	0:11.04 (1200m)
Top Speed [km/h] (Section)	66.2 (Overall)
Race State	Finished



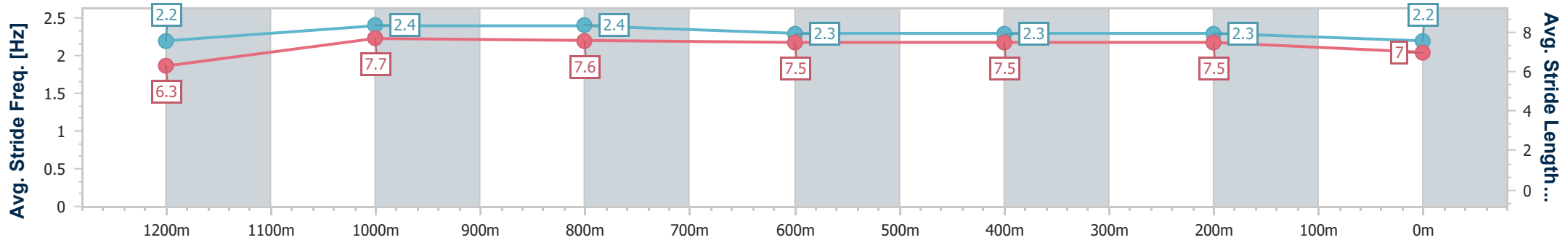
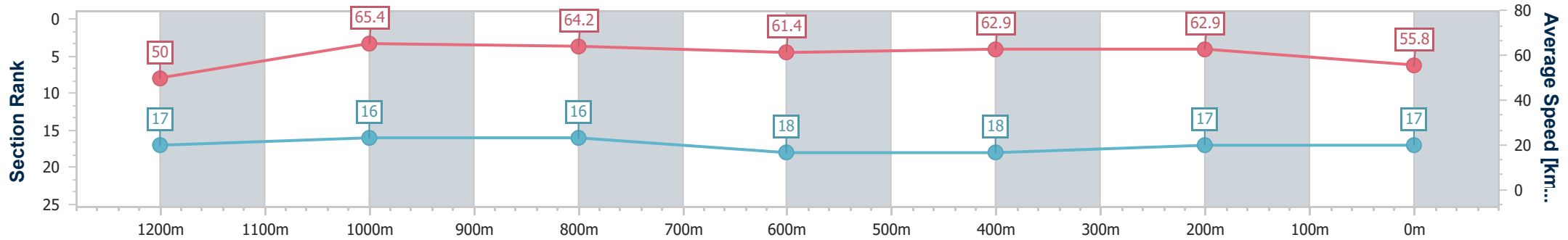
Aquis Park Gold Coast QLD Professional
Race 5: GOLD COAST MAGIC MILLIONS 3YO GUINEAS - 1400m



17 January 2025 - 19:45

Track Rating: Good 4, Weather: Overcast, Rail Position: +0.5m
800m-400m; True Remainder

Section	Overall	1200m	1000m	800m	600m	400m	200m
Section Times	1:24.51 [17] (0:14.38)	1:10.13 [17] (0:11.04)	0:59.09 [16] (0:11.27)	0:47.82 [16] (0:11.81)	0:36.01 [18] (0:11.60)	0:24.41 [18] (0:11.52)	0:12.89 [17] (0:12.89)
Average Speed [km/h]	50.0	65.4	64.2	61.4	62.9	62.9	55.8
Top Speed [km/h]	66.2	66.2	65.5	64.9	63.8	64.4	62.9
Avg. Dist. to Rail [m]	8.1	1.9	1.3	1.9	2.3	7.0	8.2
Avg. Stride Freq. [Hz]	2.2	2.4	2.4	2.3	2.3	2.3	2.2
Avg. Stride Length [m]	6.3	7.7	7.6	7.5	7.5	7.5	7.0



- [] Ranking at each section and finish
- .-.- No data available at this section
- NA No data available



Horse/Jockey Name	Nuestra
Final Rank	18
Fastest Section Time (Section)	0:11.08 (1200m)
Top Speed [km/h] (Section)	67.0 (Overall)
Race State	Finished



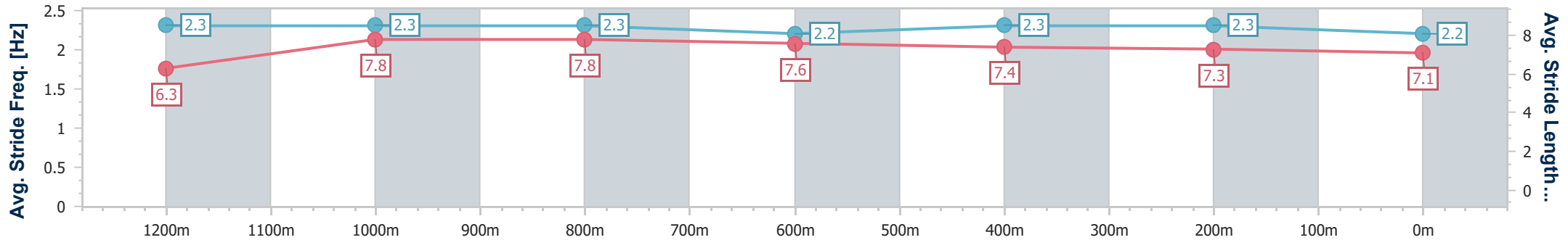
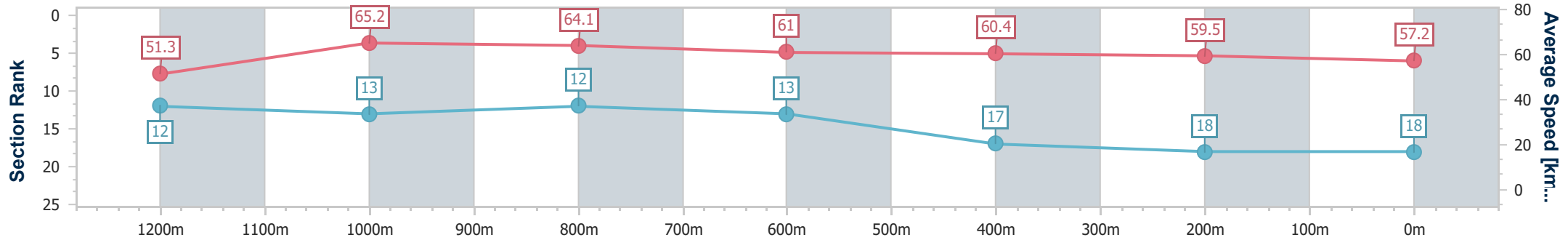
Aquis Park Gold Coast QLD Professional
Race 5: GOLD COAST MAGIC MILLIONS 3YO GUINEAS - 1400m



17 January 2025 - 19:45

Track Rating: Good 4, Weather: Overcast, Rail Position: +0.5m
 800m-400m; True Remainder

Section	Overall	1200m	1000m	800m	600m	400m	200m
Section Times	1:24.68 [18] (0:14.03)	1:10.65 [12] (0:11.08)	0:59.57 [13] (0:11.24)	0:48.33 [12] (0:11.74)	0:36.59 [13] (0:11.92)	0:24.67 [17] (0:12.08)	0:12.59 [18] (0:12.59)
Average Speed [km/h]	51.3	65.2	64.1	61.0	60.4	59.5	57.2
Top Speed [km/h]	67.0	66.3	65.4	62.5	61.1	60.6	59.3
Avg. Dist. to Rail [m]	7.2	2.1	0.5	0.6	0.8	0.8	0.6
Avg. Stride Freq. [Hz]	2.3	2.3	2.3	2.2	2.3	2.3	2.2
Avg. Stride Length [m]	6.3	7.8	7.8	7.6	7.4	7.3	7.1



- [] Ranking at each section and finish
- .-.- No data available at this section
- NA No data available



Aquis Park Gold Coast QLD Professional

Race 6: TAB MAGIC MILLIONS FILLIES & MARES - 1300m



17 January 2025 - 20:20

Track Rating: Good 4, Weather: Overcast, Rail Position: +0.5m 800m-400m; True Remainder

Section		Overall							Last 600m			
Field Times		1:15.26	1:07.26	0:56.78	0:45.94	0:35.11	0:23.91	0:35.11				
		(0:08.00)	(0:10.48)	(0:10.84)	(0:10.83)	(0:11.20)	(0:11.63)					
Rank	TAB Horse/Jockey	Barrier	Top Speed [km/h]	Fastest Section	Overall	1200m	1000m	800m	600m	400m	Last 600m	Distance Travelled [m]
1	6 MISS ROUMBINI Ethan Brown	9	69.2	0:08.27	1:15.26 [1] (0:08.27)	1:06.99 [6] (0:10.76)	0:56.23 [7] (0:10.92)	0:45.31 [5] (0:10.99)	0:34.32 [5] (0:11.20)	0:23.12 [5] (0:11.41)	0:34.32	
2	5 BUBBA'S BAY Andrew Mallyon	13	67.9	0:08.00	1:15.41 [2] (0:08.00)	1:07.41 [1] (0:10.79)	0:56.62 [4] (0:10.84)	0:45.78 [3] (0:10.98)	0:34.80 [4] (0:11.17)	0:23.63 [3] (0:11.45)	0:34.80	+3
3	12 RUSSIAN ALLIANCE Bailey Wheeler	3	67.2	0:08.33	1:15.52 [3] (0:08.33)	1:07.19 [7] (0:10.91)	0:56.28 [8] (0:11.02)	0:45.26 [8] (0:11.08)	0:34.18 [8] (0:11.19)	0:22.99 [7] (0:11.13)	0:34.18	-1
4	11 INFATUATION Tim Clark	7	70.0	0:08.08	1:15.55 [4] (0:08.08)	1:07.47 [3] (0:10.60)	0:56.87 [3] (0:11.02)	0:45.85 [4] (0:10.84)	0:35.01 [2] (0:11.08)	0:23.93 [2] (0:11.64)	0:35.01	-6
5	14 DIRTY DANCING Jake Bayliss	14	67.7	0:08.68	1:16.01 [5] (0:08.68)	1:07.33 [13] (0:10.86)	0:56.47 [12] (0:11.03)	0:45.44 [12] (0:11.08)	0:34.36 [12] (0:11.06)	0:23.30 [9] (0:11.33)	0:34.36	+2
6	16 STAR ACT Craig Williams	1	67.2	0:08.57	1:16.11 [6] (0:08.57)	1:07.54 [11] (0:10.93)	0:56.61 [11] (0:10.97)	0:45.64 [11] (0:11.15)	0:34.49 [11] (0:11.12)	0:23.37 [10] (0:11.33)	0:34.49	+1
7	2 HELL HATH NO FURY Jason Collett	10	69.0	0:08.51	1:16.12 [7] (0:08.51)	1:07.61 [9] (0:10.76)	0:56.85 [9] (0:11.03)	0:45.82 [9] (0:11.13)	0:34.69 [9] (0:11.49)	0:23.20 [12] (0:11.43)	0:34.69	+5
8	7 COUNTYOURBLESSINGS Tommy Berry	16	68.7	0:08.52	1:16.14 [8] (0:08.52)	1:07.62 [10] (0:10.98)	0:56.64 [10] (0:10.83)	0:45.81 [10] (0:11.18)	0:34.63 [10] (0:11.10)	0:23.53 [8] (0:11.36)	0:34.63	+6
9	10 BURNING BELL Kyle Wilson-Taylor	4	71.0	0:08.03	1:16.28 [9] (0:08.03)	1:08.25 [2] (0:10.45)	0:57.80 [1] (0:10.84)	0:46.96 [1] (0:10.83)	0:36.13 [1] (0:11.20)	0:24.93 [1] (0:11.63)	0:36.13	-5
10	18 TERRITORY ASH Robbie Dolan	8	66.5	0:08.68	1:16.40 [10] (0:08.68)	1:07.72 [14] (0:11.07)	0:56.65 [13] (0:11.17)	0:45.48 [14] (0:11.06)	0:34.42 [14] (0:11.12)	0:23.30 [13] (0:11.31)	0:34.42	-4

Scratched: Charm Stone (#4), Semana (#3)

Report Created: Fri 17 January 2025 20:46 GMT+1 (Note: Timing is based on position data)

Page 1/20

[] Ranking at each section and finish
 -:-:- No data available at this section
 NA No data available

SCN Saddle cloth number
 DNF Did not finish
 DNT Did not track

data processed by TRIPLESDATA

Track Rating: Good 4, Weather: Overcast, Rail Position: +0.5m 800m-400m; True Remainder

Section		Overall	1200m	1000m	800m	600m	400m	Last 600m				
Field Times		1:15.26 (0:08.00)	1:07.26 (0:10.48)	0:56.78 (0:10.84)	0:45.94 (0:10.83)	0:35.11 (0:11.20)	0:23.91 (0:11.63)	0:35.11				
Rank	TAB Horse/Jockey	Barrier	Top Speed [km/h]	Fastest Section	Distance Travelled [m]							
11	9 NINGALOO STAR Angela Jones	6	69.4 1200m	0:08.10 Overall	1:16.45 [11] (0:08.10)	1:08.35 [4] (0:10.51)	0:57.84 [2] (0:10.90)	0:46.94 [2] (0:11.08)	0:35.86 [3] (0:11.36)	0:24.50 [4] (0:11.64)	0:35.86	-1
12	13 LEFT FIELD Joshua Parr	12	67.2 1000m	0:08.61 Overall	1:16.50 [12] (0:08.61)	1:07.89 [12] (0:11.16)	0:56.73 [14] (0:11.01)	0:45.72 [13] (0:11.06)	0:34.66 [13] (0:11.27)	0:23.39 [14] (0:11.31)	0:34.66	+0
13	17 SHE MINE Andrew Adkins	5	69.4 1200m	0:08.34 Overall	1:16.88 [13] (0:08.34)	1:08.54 [8] (0:10.64)	0:57.90 [6] (0:11.06)	0:46.84 [7] (0:11.22)	0:35.62 [7] (0:11.49)	0:24.13 [11] (0:11.58)	0:35.62	+4
14	15 UNTIL VALHALLA Chad Schofield	11	68.6 1200m	0:09.47 Overall	1:16.94 [14] (0:09.47)	1:07.47 [16] (0:10.89)	0:56.58 [16] (0:10.85)	0:45.73 [16] (0:11.04)	0:34.69 [16] (0:11.09)	0:23.60 [15] (0:11.19)	0:34.69	-3
15	1 REVOLUTIONARY MISS Blake Shinn	2	67.7 1200m	0:08.10 Overall	1:18.01 [15] (0:08.10)	1:09.91 [5] (0:10.86)	0:59.05 [5] (0:11.00)	0:48.05 [6] (0:11.09)	0:36.96 [6] (0:11.30)	0:25.66 [6] (0:11.46)	0:36.96	-2
16	8 ANAHITA Kerrin McEvoy	15	68.3 800m	0:08.72 Overall	1:18.68 [16] (0:08.72)	1:09.96 [15] (0:11.16)	0:58.80 [15] (0:11.21)	0:47.59 [15] (0:11.03)	0:36.56 [15] (0:11.27)	0:25.29 [16] (0:11.64)	0:36.56	+5

Scratched: Charm Stone (#4), Semana (#3)



Aquis Park Gold Coast QLD Professional
Race 6: TAB MAGIC MILLIONS FILLIES & MARES - 1300m
17 January 2025 - 20:20



Track Rating: Good 4, Weather: Overcast, Rail Position: +0.5m 800m-400m; True Remainder

Section				200m				Last 600m	
Field Times				0:12.28 (0:12.28)				0:35.11	
Rank	TAB	Horse/Jockey	Barrier	Top Speed [km/h]	Fastest Section	Margin			Distance Travelled [m]
1	6	MISS ROUMBINI Ethan Brown	9	69.2 1200m	0:08.27 Overall	0:11.71 [4] (0:11.71)	1:15.26		0:34.32
2	5	BUBBA'S BAY Andrew Mallyon	13	67.9 1000m	0:08.00 Overall	0:12.18 [2] (0:12.18)	0.8L		0:34.80 +3
3	12	RUSSIAN ALLIANCE Bailey Wheeler	3	67.2 1200m	0:08.33 Overall	0:11.86 [6] (0:11.86)	1.3L		0:34.18 -1
4	11	INFATUATION Tim Clark	7	70.0 1200m	0:08.08 Overall	0:12.29 [3] (0:12.29)	1.5L		0:35.01 -6
5	14	DIRTY DANCING Jake Bayliss	14	67.7 1000m	0:08.68 Overall	0:11.97 [9] (0:11.97)	4L		0:34.36 +2
6	16	STAR ACT Craig Williams	1	67.2 1200m	0:08.57 Overall	0:12.04 [10] (0:12.04)	4.5L		0:34.49 +1
7	2	HELL HATH NO FURY Jason Collett	10	69.0 1200m	0:08.51 Overall	0:11.77 [12] (0:11.77)	4.6L		0:34.69 +5
8	7	COUNTYOURBLESSINGS Tommy Berry	16	68.7 1000m	0:08.52 Overall	0:12.17 [8] (0:12.17)	4.7L		0:34.63 +6
9	10	BURNING BELL Kyle Wilson-Taylor	4	71.0 1200m	0:08.03 Overall	0:13.30 [1] (0:13.30)	5.5L		0:36.13 -5
10	18	TERRITORY ASH Robbie Dolan	8	66.5 1200m	0:08.68 Overall	0:11.99 [13] (0:11.99)	6L		0:34.42 -4

Scratched: Charm Stone (#4), Semana (#3)

[] Ranking at each section and finish
 -:-:- No data available at this section
 NA No data available

SCN Saddle cloth number
 DNF Did not finish
 DNT Did not track



Aquis Park Gold Coast QLD Professional

Race 6: TAB MAGIC MILLIONS FILLIES & MARES - 1300m

17 January 2025 - 20:20



Track Rating: Good 4, Weather: Overcast, Rail Position: +0.5m 800m-400m; True Remainder

Section							200m			Last 600m
Field Times							0:12.28 (0:12.28)			0:35.11
Rank	TAB	Horse/Jockey	Barrier	Top Speed [km/h]	Fastest Section	Margin			Distance Travelled [m]	
11	9	NINGALOO STAR Angela Jones	6	69.4 1200m	0:08.10 Overall	0:12.86 [5] (0:12.86)	6.2L		0:35.86	-1
12	13	LEFT FIELD Joshua Parr	12	67.2 1000m	0:08.61 Overall	0:12.08 [14] (0:12.08)	6.4L		0:34.66	+0
13	17	SHE MINE Andrew Adkins	5	69.4 1200m	0:08.34 Overall	0:12.55 [11] (0:12.55)	8.4L		0:35.62	+4
14	15	UNTIL VALHALLA Chad Schofield	11	68.6 1200m	0:09.47 Overall	0:12.41 [15] (0:12.41)	8.6L		0:34.69	-3
15	1	REVOLUTIONARY MISS Blake Shinn	2	67.7 1200m	0:08.10 Overall	0:14.20 [7] (0:14.20)	14.9L		0:36.96	-2
16	8	ANAHITA Kerrin McEvoy	15	68.3 800m	0:08.72 Overall	0:13.65 [16] (0:13.65)	18.7L		0:36.56	+5

Scratched: Charm Stone (#4), Semana (#3)



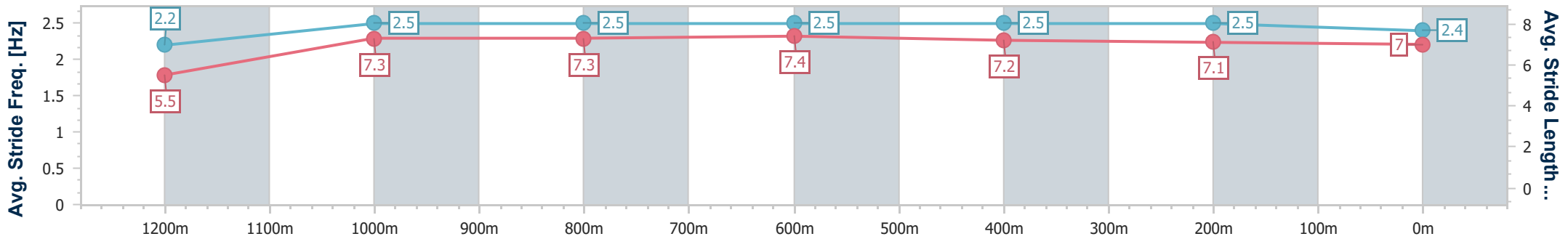
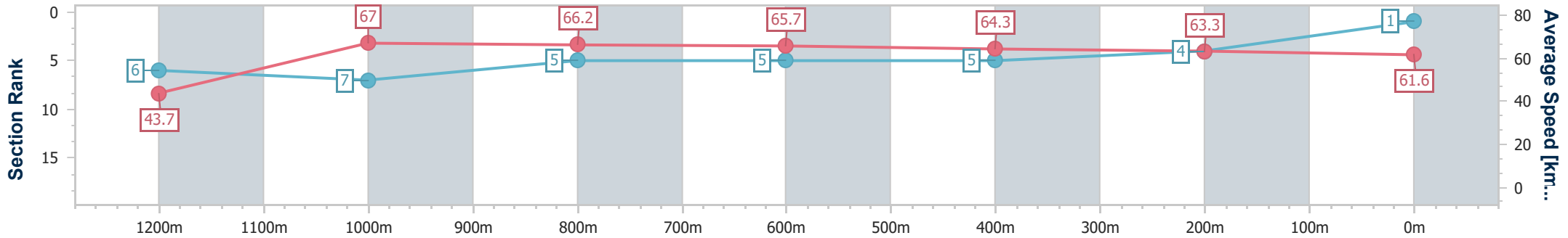
Horse/Jockey Name	Miss Roubini
Final Rank	1
Fastest Section Time (Section)	0:08.27 (Overall)
Top Speed [km/h] (Section)	69.2 (1200m)
Race State	Finished



Aquis Park Gold Coast QLD Professional
Race 6: TAB MAGIC MILLIONS FILLIES & MARES - 1300m
 17 January 2025 - 20:20
 Track Rating: Good 4, Weather: Overcast, Rail Position: +0.5m
 800m-400m; True Remainder



Section	Overall	1200m	1000m	800m	600m	400m	200m
Section Times	1:15.26 [1] (0:08.27)	1:06.99 [6] (0:10.76)	0:56.23 [7] (0:10.92)	0:45.31 [5] (0:10.99)	0:34.32 [5] (0:11.20)	0:23.12 [5] (0:11.41)	0:11.71 [4] (0:11.71)
Average Speed [km/h]	43.7	67.0	66.2	65.7	64.3	63.3	61.6
Top Speed [km/h]	63.3	69.2	67.5	67.0	65.1	64.8	63.4
Avg. Dist. to Rail [m]	9.7	4.2	1.3	0.8	0.6	3.1	5.1
Avg. Stride Freq. [Hz]	2.2	2.5	2.5	2.5	2.5	2.5	2.4
Avg. Stride Length [m]	5.5	7.3	7.3	7.4	7.2	7.1	7.0



- [] Ranking at each section and finish
- .-.- No data available at this section
- NA No data available



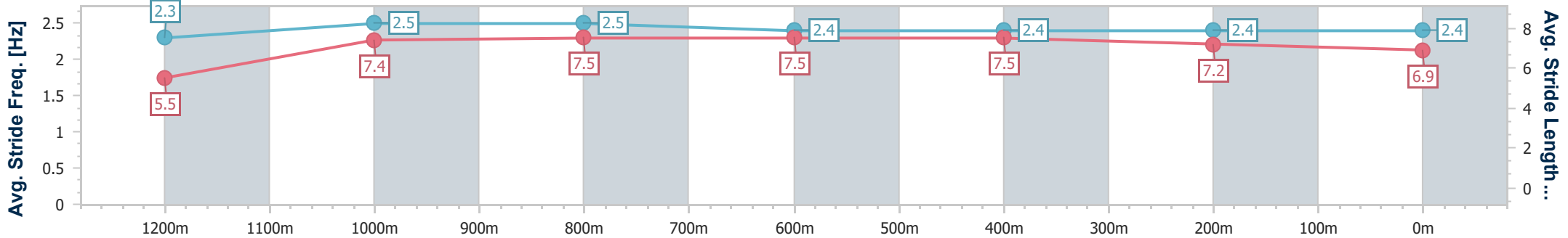
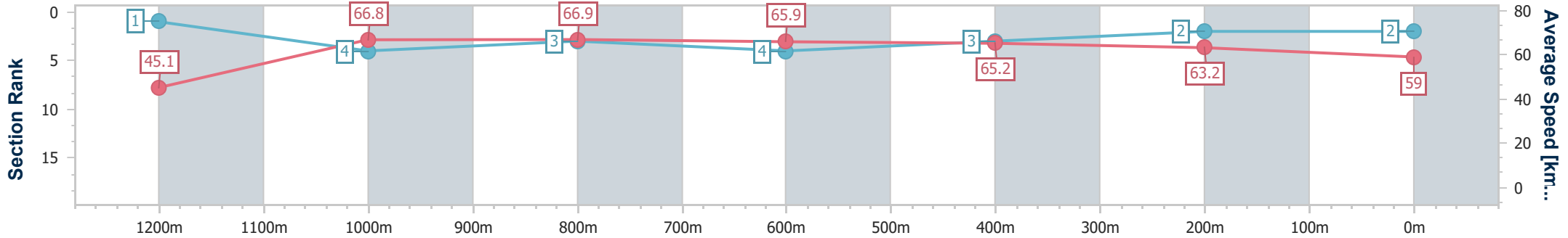
Horse/Jockey Name	Bubba's Bay
Final Rank	2
Fastest Section Time (Section)	0:08.00 (Overall)
Top Speed [km/h] (Section)	67.9 (1000m)
Race State	Finished



Aquis Park Gold Coast QLD Professional
Race 6: TAB MAGIC MILLIONS FILLIES & MARES - 1300m
 17 January 2025 - 20:20
 Track Rating: Good 4, Weather: Overcast, Rail Position: +0.5m
 800m-400m; True Remainder



Section	Overall	1200m	1000m	800m	600m	400m	200m
Section Times	1:15.41 [2] (0:08.00)	1:07.41 [1] (0:10.79)	0:56.62 [4] (0:10.84)	0:45.78 [3] (0:10.98)	0:34.80 [4] (0:11.17)	0:23.63 [3] (0:11.45)	0:12.18 [2] (0:12.18)
Average Speed [km/h]	45.1	66.8	66.9	65.9	65.2	63.2	59.0
Top Speed [km/h]	65.3	67.6	67.9	67.3	66.1	65.0	61.7
Avg. Dist. to Rail [m]	13.0	5.3	1.2	1.8	1.8	3.5	3.3
Avg. Stride Freq. [Hz]	2.3	2.5	2.5	2.4	2.4	2.4	2.4
Avg. Stride Length [m]	5.5	7.4	7.5	7.5	7.5	7.2	6.9



- [] Ranking at each section and finish
- .-.- No data available at this section
- NA No data available



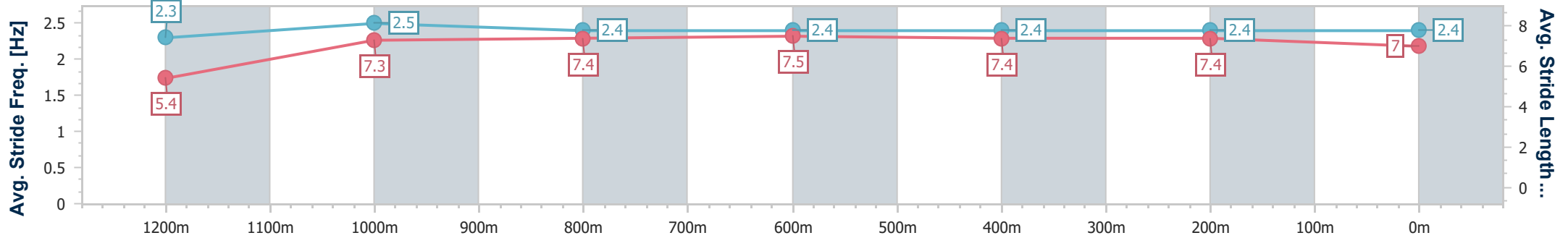
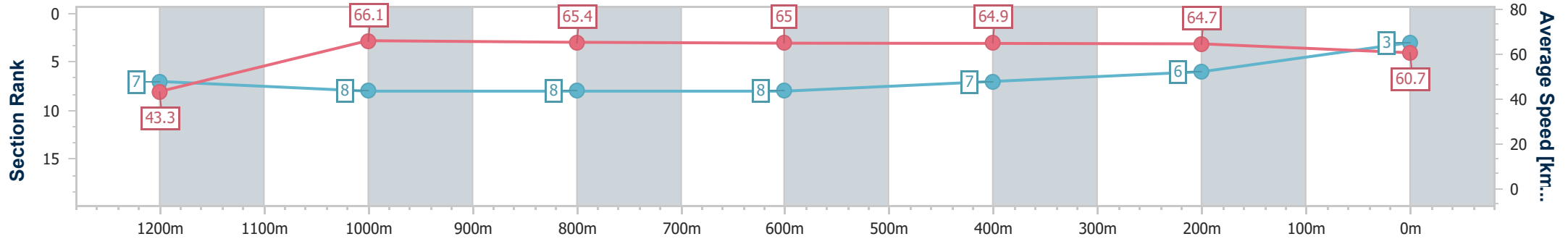
Horse/Jockey Name	Russian Alliance
Final Rank	3
Fastest Section Time (Section)	0:08.33 (Overall)
Top Speed [km/h] (Section)	67.2 (1200m)
Race State	Finished



Aquis Park Gold Coast QLD Professional
Race 6: TAB MAGIC MILLIONS FILLIES & MARES - 1300m
 17 January 2025 - 20:20
 Track Rating: Good 4, Weather: Overcast, Rail Position: +0.5m
 800m-400m; True Remainder



Section	Overall	1200m	1000m	800m	600m	400m	200m
Section Times	1:15.52 [3] (0:08.33)	1:07.19 [7] (0:10.91)	0:56.28 [8] (0:11.02)	0:45.26 [8] (0:11.08)	0:34.18 [8] (0:11.19)	0:22.99 [7] (0:11.13)	0:11.86 [6] (0:11.86)
Average Speed [km/h]	43.3	66.1	65.4	65.0	64.9	64.7	60.7
Top Speed [km/h]	62.0	67.2	66.8	66.6	65.7	65.8	62.7
Avg. Dist. to Rail [m]	4.8	2.4	0.5	0.7	1.3	4.0	6.3
Avg. Stride Freq. [Hz]	2.3	2.5	2.4	2.4	2.4	2.4	2.4
Avg. Stride Length [m]	5.4	7.3	7.4	7.5	7.4	7.4	7.0



- [] Ranking at each section and finish
- .-.- No data available at this section
- NA No data available



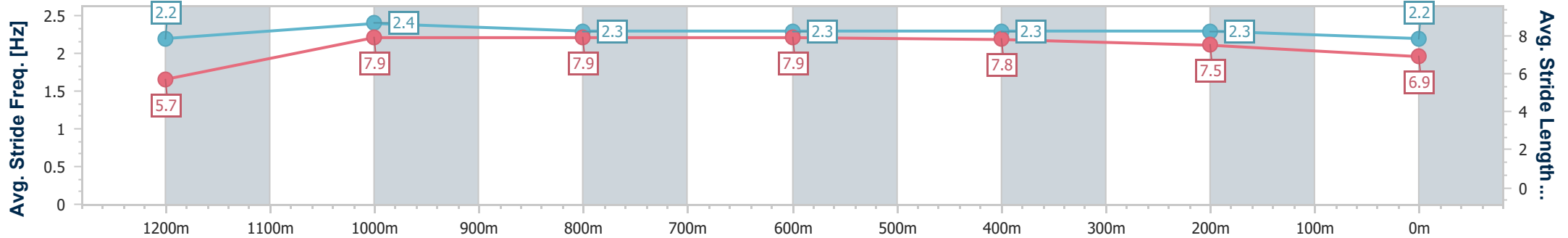
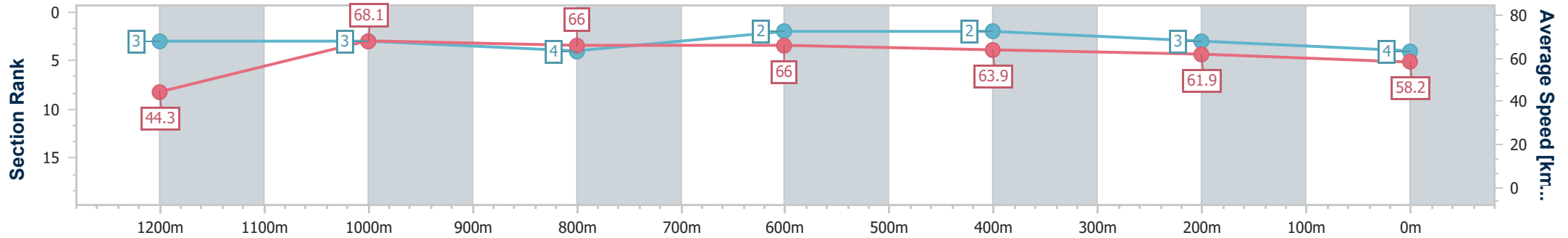
Horse/Jockey Name	Infatuation
Final Rank	4
Fastest Section Time (Section)	0:08.08 (Overall)
Top Speed [km/h] (Section)	70.0 (1200m)
Race State	Finished



Aquis Park Gold Coast QLD Professional
Race 6: TAB MAGIC MILLIONS FILLIES & MARES - 1300m
 17 January 2025 - 20:20
 Track Rating: Good 4, Weather: Overcast, Rail Position: +0.5m
 800m-400m; True Remainder



Section	Overall	1200m	1000m	800m	600m	400m	200m
Section Times	1:15.55 [4] (0:08.08)	1:07.47 [3] (0:10.60)	0:56.87 [3] (0:11.02)	0:45.85 [4] (0:10.84)	0:35.01 [2] (0:11.08)	0:23.93 [2] (0:11.64)	0:12.29 [3] (0:12.29)
Average Speed [km/h]	44.3	68.1	66.0	66.0	63.9	61.9	58.2
Top Speed [km/h]	65.1	70.0	67.4	67.0	64.7	63.4	62.8
Avg. Dist. to Rail [m]	8.6	4.9	1.9	1.9	2.8	0.6	1.3
Avg. Stride Freq. [Hz]	2.2	2.4	2.3	2.3	2.3	2.3	2.2
Avg. Stride Length [m]	5.7	7.9	7.9	7.9	7.8	7.5	6.9



- [] Ranking at each section and finish
- .-.- No data available at this section
- NA No data available



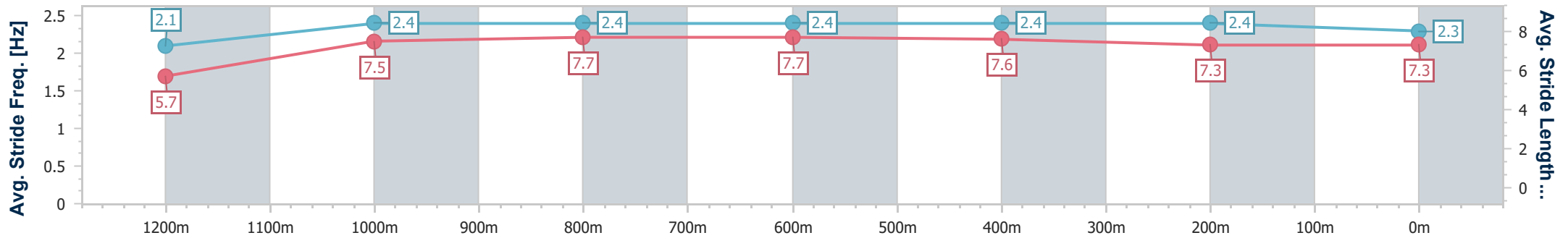
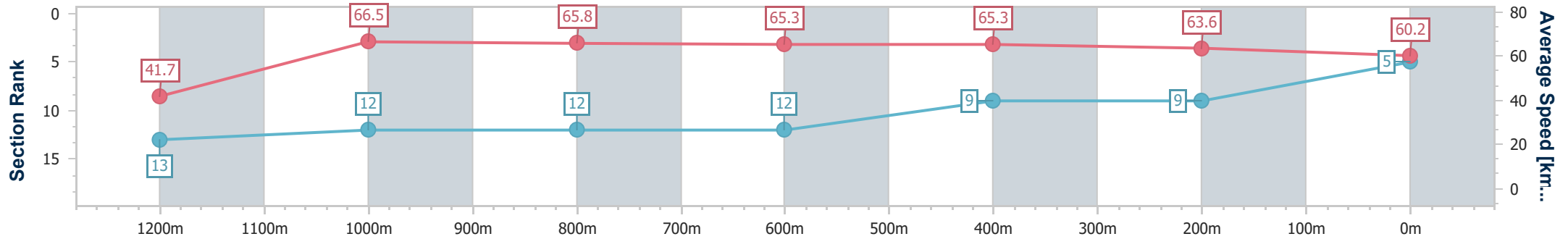
Horse/Jockey Name	Dirty Dancing
Final Rank	5
Fastest Section Time (Section)	0:08.68 (Overall)
Top Speed [km/h] (Section)	67.7 (1000m)
Race State	Finished



Aquis Park Gold Coast QLD Professional
 Race 6: TAB MAGIC MILLIONS FILLIES & MARES - 1300m
 17 January 2025 - 20:20
 Track Rating: Good 4, Weather: Overcast, Rail Position: +0.5m
 800m-400m; True Remainder



Section	Overall	1200m	1000m	800m	600m	400m	200m
Section Times	1:16.01 [5] (0:08.68)	1:07.33 [13] (0:10.86)	0:56.47 [12] (0:11.03)	0:45.44 [12] (0:11.08)	0:34.36 [12] (0:11.06)	0:23.30 [9] (0:11.33)	0:11.97 [9] (0:11.97)
Average Speed [km/h]	41.7	66.5	65.8	65.3	65.3	63.6	60.2
Top Speed [km/h]	63.2	67.2	67.7	67.3	65.8	64.5	62.8
Avg. Dist. to Rail [m]	12.2	3.8	2.3	0.8	0.5	2.0	2.8
Avg. Stride Freq. [Hz]	2.1	2.4	2.4	2.4	2.4	2.4	2.3
Avg. Stride Length [m]	5.7	7.5	7.7	7.7	7.6	7.3	7.3



- [] Ranking at each section and finish
- .-.- No data available at this section
- NA No data available



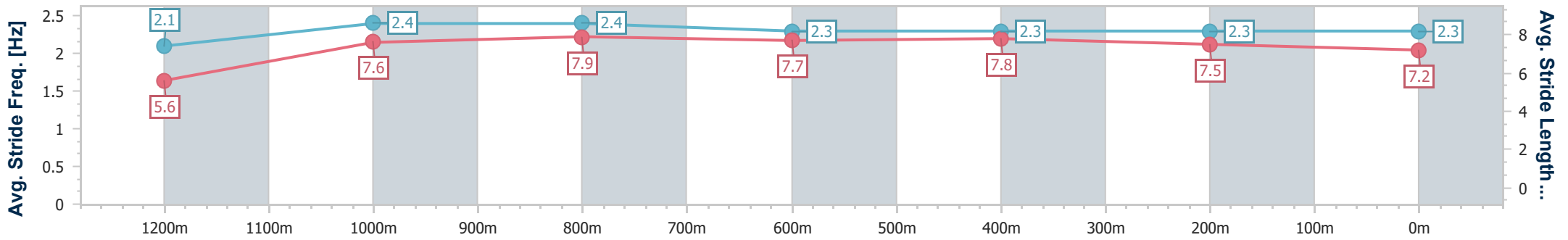
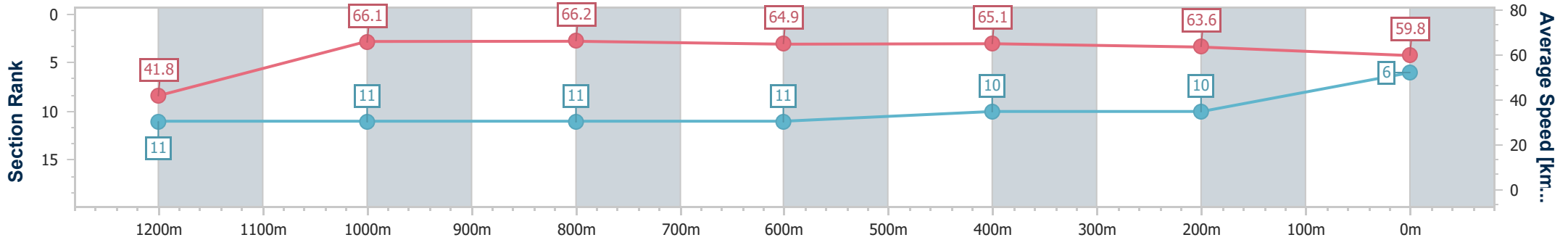
Horse/Jockey Name	Star Act
Final Rank	6
Fastest Section Time (Section)	0:08.57 (Overall)
Top Speed [km/h] (Section)	67.2 (1200m)
Race State	Finished



Aquis Park Gold Coast QLD Professional
Race 6: TAB MAGIC MILLIONS FILLIES & MARES - 1300m
 17 January 2025 - 20:20
 Track Rating: Good 4, Weather: Overcast, Rail Position: +0.5m
 800m-400m; True Remainder



Section	Overall	1200m	1000m	800m	600m	400m	200m
Section Times	1:16.11 [6] (0:08.57)	1:07.54 [11] (0:10.93)	0:56.61 [11] (0:10.97)	0:45.64 [11] (0:11.15)	0:34.49 [11] (0:11.12)	0:23.37 [10] (0:11.33)	0:12.04 [10] (0:12.04)
Average Speed [km/h]	41.8	66.1	66.2	64.9	65.1	63.6	59.8
Top Speed [km/h]	62.0	67.2	67.1	66.2	66.3	65.4	63.3
Avg. Dist. to Rail [m]	3.1	2.1	1.7	1.9	0.5	1.6	0.8
Avg. Stride Freq. [Hz]	2.1	2.4	2.4	2.3	2.3	2.3	2.3
Avg. Stride Length [m]	5.6	7.6	7.9	7.7	7.8	7.5	7.2



- [] Ranking at each section and finish
- .-.- No data available at this section
- NA No data available



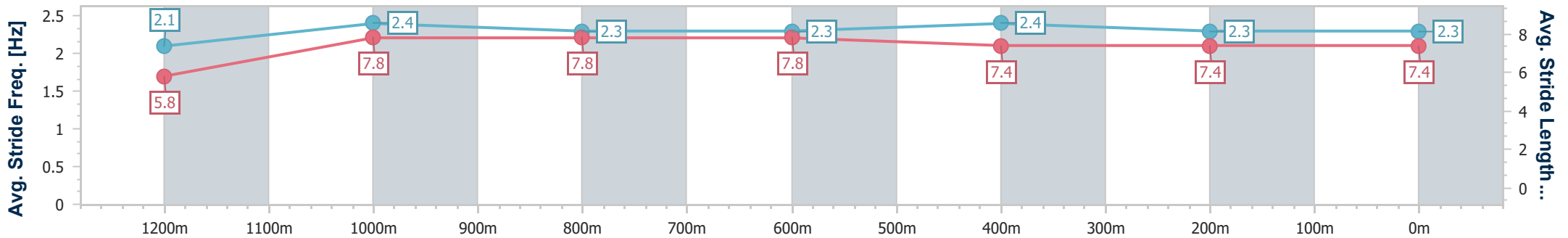
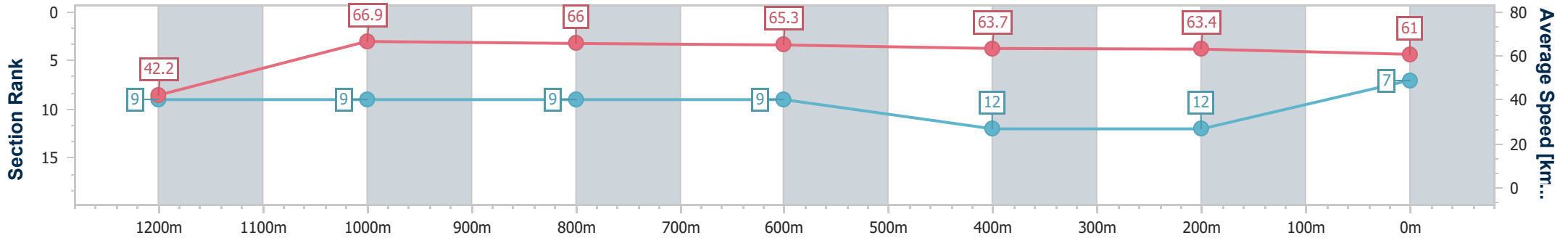
Horse/Jockey Name	Hell Hath No Fury
Final Rank	7
Fastest Section Time (Section)	0:08.51 (Overall)
Top Speed [km/h] (Section)	69.0 (1200m)
Race State	Finished



Aquis Park Gold Coast QLD Professional
Race 6: TAB MAGIC MILLIONS FILLIES & MARES - 1300m
 17 January 2025 - 20:20
 Track Rating: Good 4, Weather: Overcast, Rail Position: +0.5m
 800m-400m; True Remainder



Section	Overall	1200m	1000m	800m	600m	400m	200m
Section Times	1:16.12 [7] (0:08.51)	1:07.61 [9] (0:10.76)	0:56.85 [9] (0:11.03)	0:45.82 [9] (0:11.13)	0:34.69 [9] (0:11.49)	0:23.20 [12] (0:11.43)	0:11.77 [12] (0:11.77)
Average Speed [km/h]	42.2	66.9	66.0	65.3	63.7	63.4	61.0
Top Speed [km/h]	62.2	69.0	66.8	66.6	64.9	64.5	64.2
Avg. Dist. to Rail [m]	11.1	4.7	1.8	2.3	3.3	5.4	7.2
Avg. Stride Freq. [Hz]	2.1	2.4	2.3	2.3	2.4	2.3	2.3
Avg. Stride Length [m]	5.8	7.8	7.8	7.8	7.4	7.4	7.4



- [] Ranking at each section and finish
- .-.- No data available at this section
- NA No data available



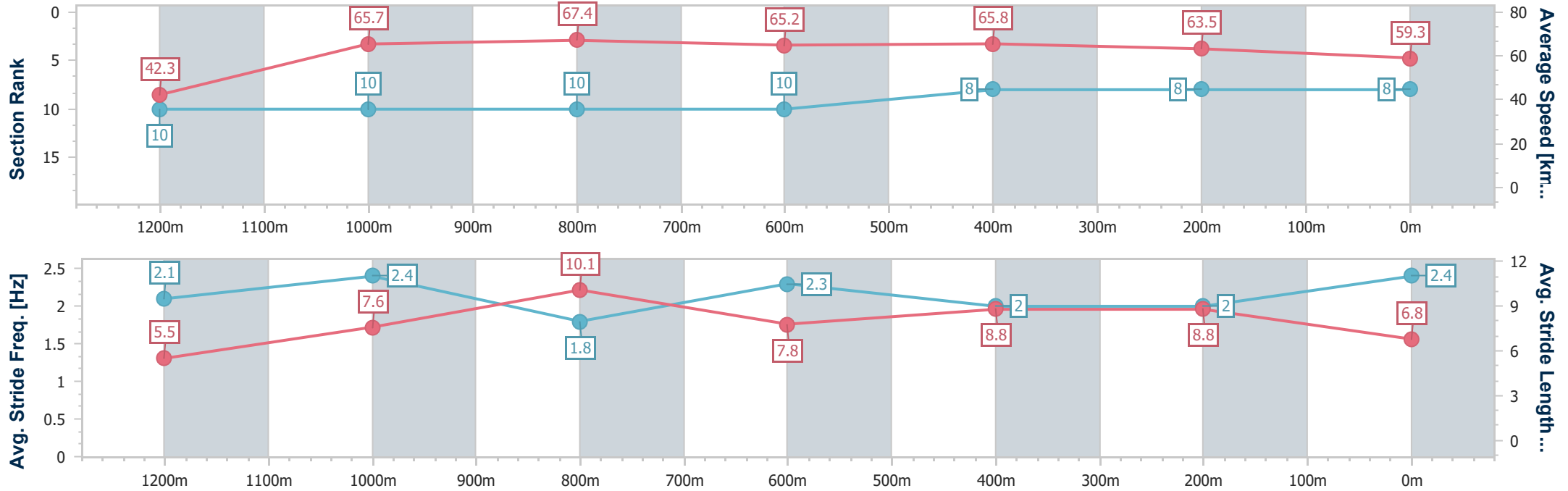
Horse/Jockey Name	Countyourblessings
Final Rank	8
Fastest Section Time (Section)	0:08.52 (Overall)
Top Speed [km/h] (Section)	68.7 (1000m)
Race State	Finished



Aquis Park Gold Coast QLD Professional
Race 6: TAB MAGIC MILLIONS FILLIES & MARES - 1300m
 17 January 2025 - 20:20
 Track Rating: Good 4, Weather: Overcast, Rail Position: +0.5m
 800m-400m; True Remainder



Section	Overall	1200m	1000m	800m	600m	400m	200m
Section Times	1:16.14 [8] (0:08.52)	1:07.62 [10] (0:10.98)	0:56.64 [10] (0:10.83)	0:45.81 [10] (0:11.18)	0:34.63 [10] (0:11.10)	0:23.53 [8] (0:11.36)	0:12.17 [8] (0:12.17)
Average Speed [km/h]	42.3	65.7	67.4	65.2	65.8	63.5	59.3
Top Speed [km/h]	60.9	67.5	68.7	66.7	67.1	65.7	61.3
Avg. Dist. to Rail [m]	14.9	5.2	2.8	2.9	2.5	3.4	4.5
Avg. Stride Freq. [Hz]	2.1	2.4	1.8	2.3	2.0	2.0	2.4
Avg. Stride Length [m]	5.5	7.6	10.1	7.8	8.8	8.8	6.8



- [] Ranking at each section and finish
- .-.- No data available at this section
- NA No data available



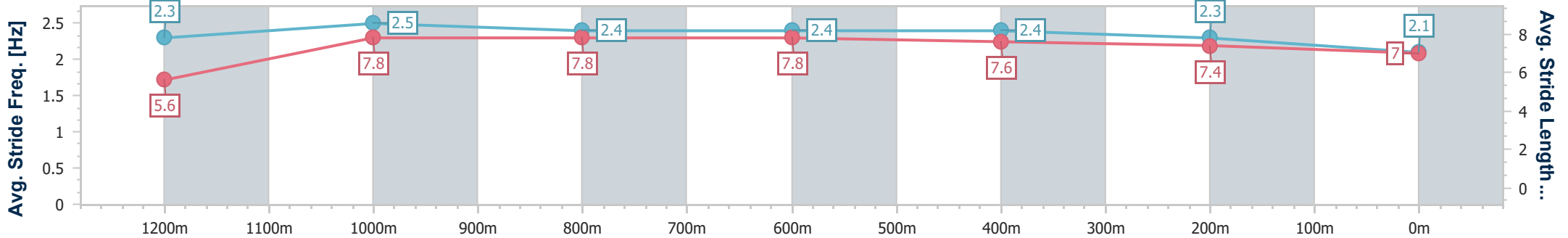
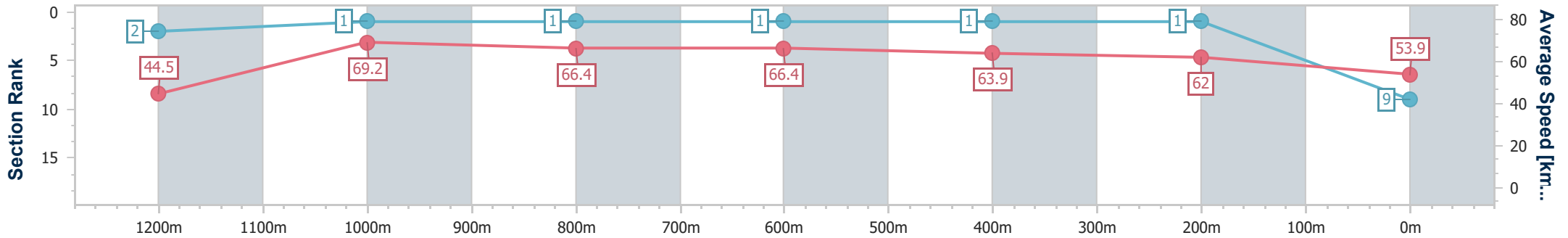
Horse/Jockey Name	Burning Bell
Final Rank	9
Fastest Section Time (Section)	0:08.03 (Overall)
Top Speed [km/h] (Section)	71.0 (1200m)
Race State	Finished



Aquis Park Gold Coast QLD Professional
Race 6: TAB MAGIC MILLIONS FILLIES & MARES - 1300m
 17 January 2025 - 20:20
 Track Rating: Good 4, Weather: Overcast, Rail Position: +0.5m
 800m-400m; True Remainder



Section	Overall	1200m	1000m	800m	600m	400m	200m
Section Times	1:16.28 [9] (0:08.03)	1:08.25 [2] (0:10.45)	0:57.80 [1] (0:10.84)	0:46.96 [1] (0:10.83)	0:36.13 [1] (0:11.20)	0:24.93 [1] (0:11.63)	0:13.30 [1] (0:13.30)
Average Speed [km/h]	44.5	69.2	66.4	66.4	63.9	62.0	53.9
Top Speed [km/h]	65.3	71.0	68.4	68.1	65.5	64.5	58.2
Avg. Dist. to Rail [m]	5.4	3.3	0.5	0.8	0.7	0.5	0.9
Avg. Stride Freq. [Hz]	2.3	2.5	2.4	2.4	2.4	2.3	2.1
Avg. Stride Length [m]	5.6	7.8	7.8	7.8	7.6	7.4	7.0



- [] Ranking at each section and finish
- .-.- No data available at this section
- NA No data available



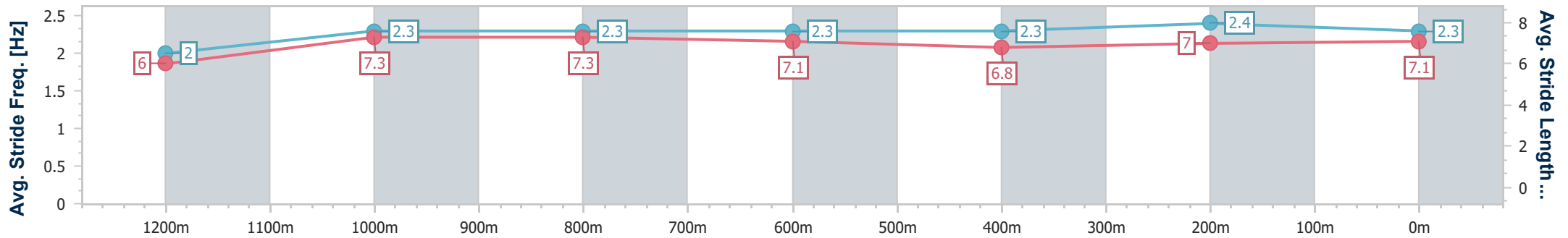
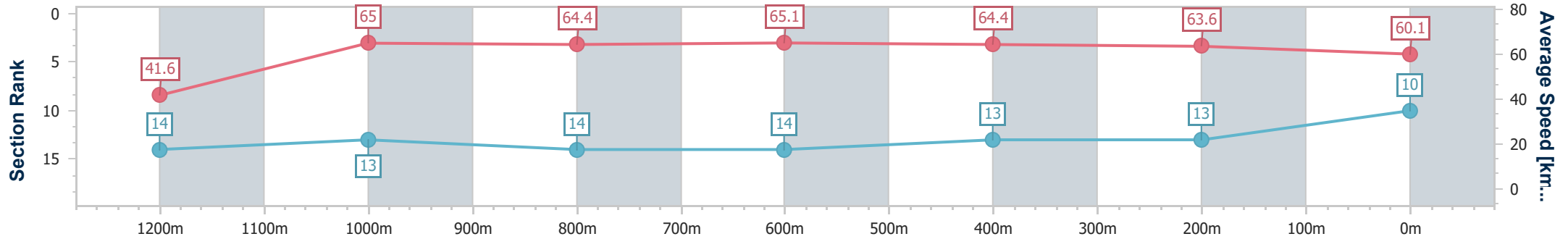
Horse/Jockey Name	Territory Ash
Final Rank	10
Fastest Section Time (Section)	0:08.68 (Overall)
Top Speed [km/h] (Section)	66.5 (1200m)
Race State	Finished



Aquis Park Gold Coast QLD Professional
Race 6: TAB MAGIC MILLIONS FILLIES & MARES - 1300m
 17 January 2025 - 20:20
 Track Rating: Good 4, Weather: Overcast, Rail Position: +0.5m
 800m-400m; True Remainder



Section	Overall	1200m	1000m	800m	600m	400m	200m
Section Times	1:16.40 [10] (0:08.68)	1:07.72 [14] (0:11.07)	0:56.65 [13] (0:11.17)	0:45.48 [14] (0:11.06)	0:34.42 [14] (0:11.12)	0:23.30 [13] (0:11.31)	0:11.99 [13] (0:11.99)
Average Speed [km/h]	41.6	65.0	64.4	65.1	64.4	63.6	60.1
Top Speed [km/h]	62.2	66.5	65.9	66.2	65.3	65.0	63.0
Avg. Dist. to Rail [m]	7.3	2.9	0.6	0.6	1.0	0.9	2.3
Avg. Stride Freq. [Hz]	2.0	2.3	2.3	2.3	2.3	2.4	2.3
Avg. Stride Length [m]	6.0	7.3	7.3	7.1	6.8	7.0	7.1



- [] Ranking at each section and finish
- .-.- No data available at this section
- NA No data available



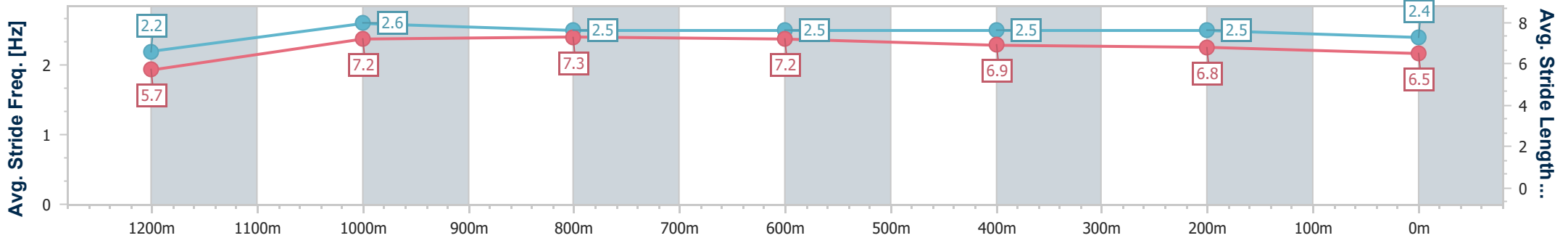
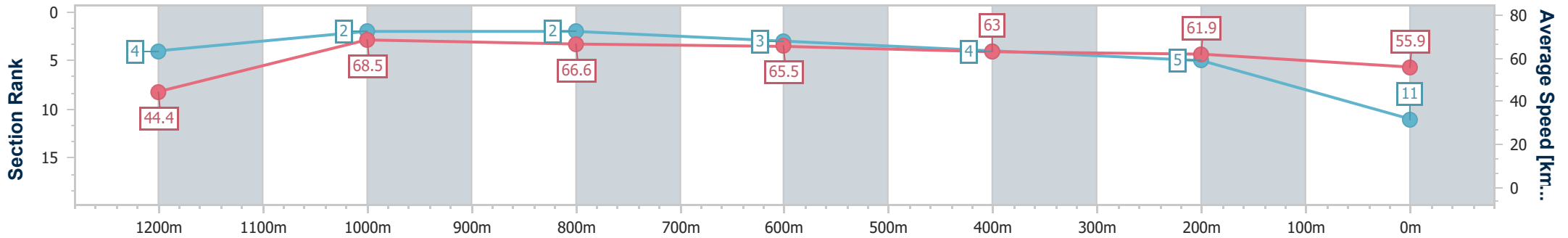
Horse/Jockey Name	Ningaloo Star
Final Rank	11
Fastest Section Time (Section)	0:08.10 (Overall)
Top Speed [km/h] (Section)	69.4 (1200m)
Race State	Finished



Aquis Park Gold Coast QLD Professional
 Race 6: TAB MAGIC MILLIONS FILLIES & MARES - 1300m
 17 January 2025 - 20:20
 Track Rating: Good 4, Weather: Overcast, Rail Position: +0.5m
 800m-400m; True Remainder



Section	Overall	1200m	1000m	800m	600m	400m	200m
Section Times	1:16.45 [11] (0:08.10)	1:08.35 [4] (0:10.51)	0:57.84 [2] (0:10.90)	0:46.94 [2] (0:11.08)	0:35.86 [3] (0:11.36)	0:24.50 [4] (0:11.64)	0:12.86 [5] (0:12.86)
Average Speed [km/h]	44.4	68.5	66.6	65.5	63.0	61.9	55.9
Top Speed [km/h]	66.9	69.4	67.8	66.5	64.9	63.5	60.2
Avg. Dist. to Rail [m]	7.5	4.3	1.6	1.4	0.6	0.2	0.6
Avg. Stride Freq. [Hz]	2.2	2.6	2.5	2.5	2.5	2.5	2.4
Avg. Stride Length [m]	5.7	7.2	7.3	7.2	6.9	6.8	6.5



- [] Ranking at each section and finish
- .-.- No data available at this section
- NA No data available



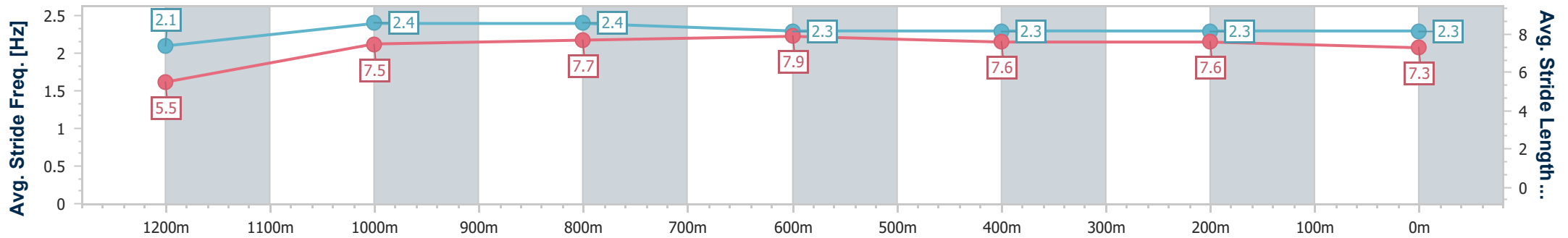
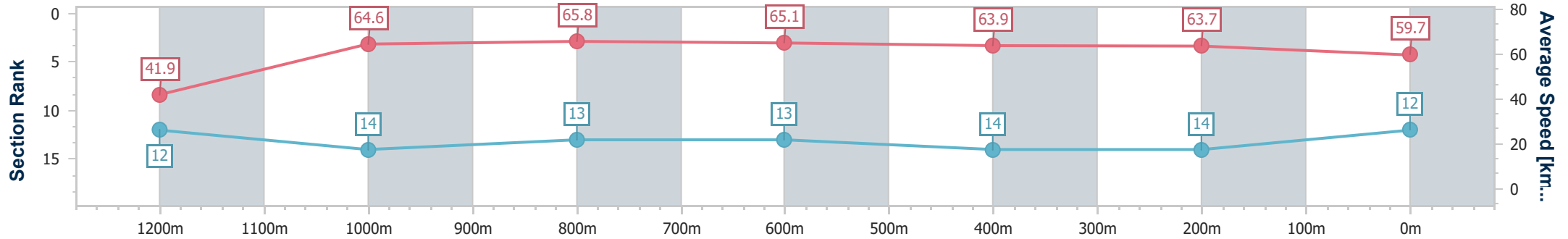
Horse/Jockey Name	Left Field
Final Rank	12
Fastest Section Time (Section)	0:08.61 (Overall)
Top Speed [km/h] (Section)	67.2 (1000m)
Race State	Finished



Aquis Park Gold Coast QLD Professional
Race 6: TAB MAGIC MILLIONS FILLIES & MARES - 1300m
 17 January 2025 - 20:20
 Track Rating: Good 4, Weather: Overcast, Rail Position: +0.5m
 800m-400m; True Remainder



Section	Overall	1200m	1000m	800m	600m	400m	200m
Section Times	1:16.50 [12] (0:08.61)	1:07.89 [12] (0:11.16)	0:56.73 [14] (0:11.01)	0:45.72 [13] (0:11.06)	0:34.66 [13] (0:11.27)	0:23.39 [14] (0:11.31)	0:12.08 [14] (0:12.08)
Average Speed [km/h]	41.9	64.6	65.8	65.1	63.9	63.7	59.7
Top Speed [km/h]	59.2	66.3	67.2	66.7	64.9	64.5	63.6
Avg. Dist. to Rail [m]	11.7	4.2	1.0	0.8	0.4	1.6	3.0
Avg. Stride Freq. [Hz]	2.1	2.4	2.4	2.3	2.3	2.3	2.3
Avg. Stride Length [m]	5.5	7.5	7.7	7.9	7.6	7.6	7.3



- [] Ranking at each section and finish
- .-.- No data available at this section
- NA No data available



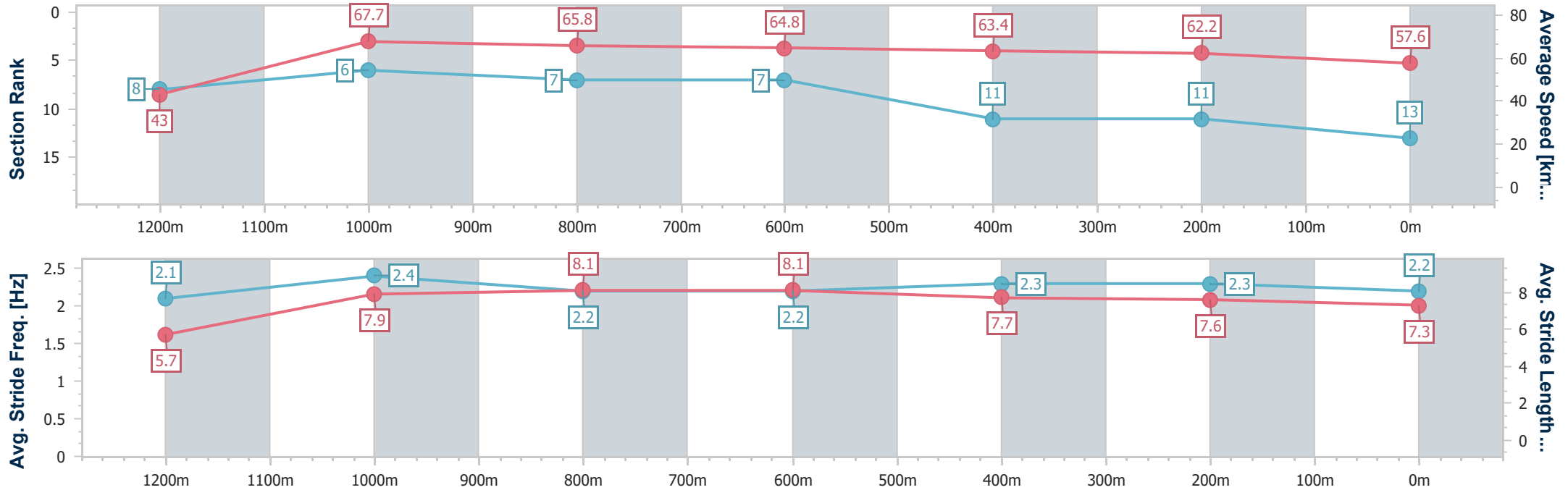
Horse/Jockey Name	She Mine
Final Rank	13
Fastest Section Time (Section)	0:08.34 (Overall)
Top Speed [km/h] (Section)	69.4 (1200m)
Race State	Finished



Aquis Park Gold Coast QLD Professional
 Race 6: TAB MAGIC MILLIONS FILLIES & MARES - 1300m
 17 January 2025 - 20:20
 Track Rating: Good 4, Weather: Overcast, Rail Position: +0.5m
 800m-400m; True Remainder



Section	Overall	1200m	1000m	800m	600m	400m	200m
Section Times	1:16.88 [13] (0:08.34)	1:08.54 [8] (0:10.64)	0:57.90 [6] (0:11.06)	0:46.84 [7] (0:11.22)	0:35.62 [7] (0:11.49)	0:24.13 [11] (0:11.58)	0:12.55 [11] (0:12.55)
Average Speed [km/h]	43.0	67.7	65.8	64.8	63.4	62.2	57.6
Top Speed [km/h]	63.2	69.4	66.6	65.1	64.9	63.3	61.3
Avg. Dist. to Rail [m]	5.9	2.8	1.8	2.2	2.2	3.9	5.5
Avg. Stride Freq. [Hz]	2.1	2.4	2.2	2.2	2.3	2.3	2.2
Avg. Stride Length [m]	5.7	7.9	8.1	8.1	7.7	7.6	7.3



- [] Ranking at each section and finish
- .-.- No data available at this section
- NA No data available



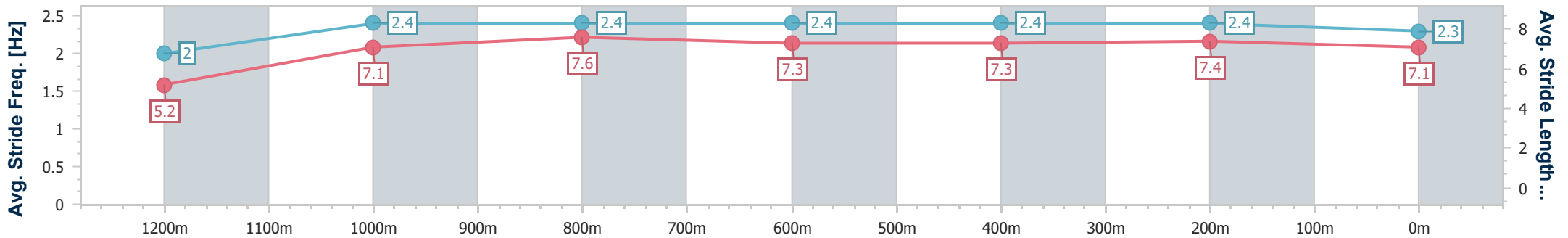
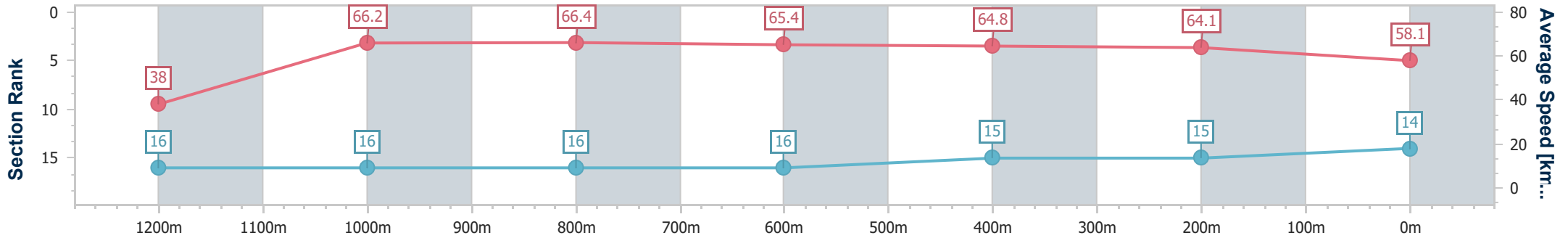
Horse/Jockey Name	Until Valhalla
Final Rank	14
Fastest Section Time (Section)	0:09.47 (Overall)
Top Speed [km/h] (Section)	68.6 (1200m)
Race State	Finished



Aquis Park Gold Coast QLD Professional
Race 6: TAB MAGIC MILLIONS FILLIES & MARES - 1300m
 17 January 2025 - 20:20
 Track Rating: Good 4, Weather: Overcast, Rail Position: +0.5m
 800m-400m; True Remainder



Section	Overall	1200m	1000m	800m	600m	400m	200m
Section Times	1:16.94 [14] (0:09.47)	1:07.47 [16] (0:10.89)	0:56.58 [16] (0:10.85)	0:45.73 [16] (0:11.04)	0:34.69 [16] (0:11.09)	0:23.60 [15] (0:11.19)	0:12.41 [15] (0:12.41)
Average Speed [km/h]	38.0	66.2	66.4	65.4	64.8	64.1	58.1
Top Speed [km/h]	59.5	68.6	68.0	66.2	65.5	65.5	63.2
Avg. Dist. to Rail [m]	10.6	3.9	0.8	0.6	1.1	0.7	0.7
Avg. Stride Freq. [Hz]	2.0	2.4	2.4	2.4	2.4	2.4	2.3
Avg. Stride Length [m]	5.2	7.1	7.6	7.3	7.3	7.4	7.1



- [] Ranking at each section and finish
- .-.- No data available at this section
- NA No data available



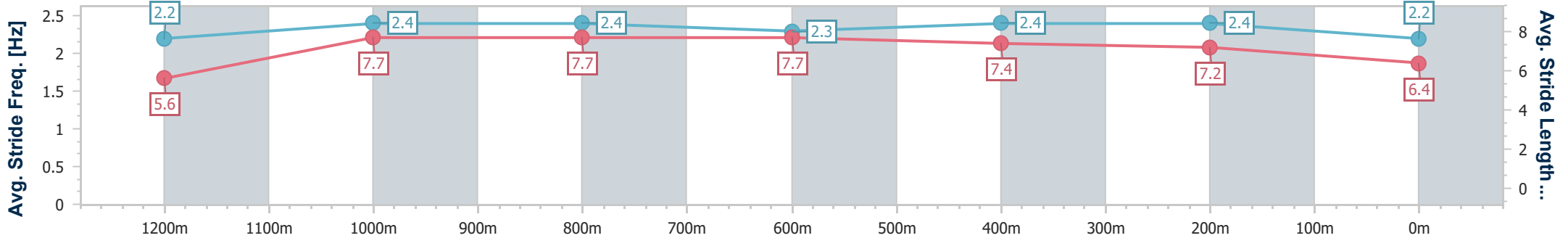
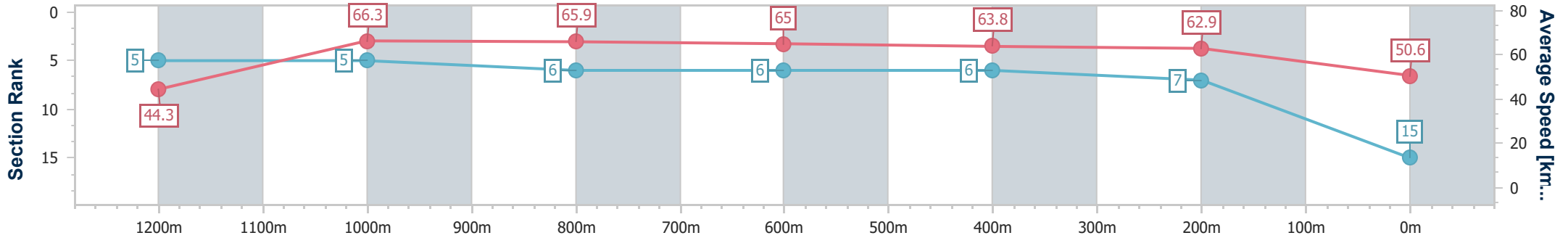
Horse/Jockey Name	Revolutionary Miss
Final Rank	15
Fastest Section Time (Section)	0:08.10 (Overall)
Top Speed [km/h] (Section)	67.7 (1200m)
Race State	Finished



Aquis Park Gold Coast QLD Professional
Race 6: TAB MAGIC MILLIONS FILLIES & MARES - 1300m
 17 January 2025 - 20:20
 Track Rating: Good 4, Weather: Overcast, Rail Position: +0.5m
 800m-400m; True Remainder



Section	Overall	1200m	1000m	800m	600m	400m	200m
Section Times	1:18.01 [15] (0:08.10)	1:09.91 [5] (0:10.86)	0:59.05 [5] (0:11.00)	0:48.05 [6] (0:11.09)	0:36.96 [6] (0:11.30)	0:25.66 [6] (0:11.46)	0:14.20 [7] (0:14.20)
Average Speed [km/h]	44.3	66.3	65.9	65.0	63.8	62.9	50.6
Top Speed [km/h]	62.9	67.7	67.3	66.4	65.4	64.4	60.9
Avg. Dist. to Rail [m]	4.3	1.6	0.7	0.9	0.6	1.7	2.6
Avg. Stride Freq. [Hz]	2.2	2.4	2.4	2.3	2.4	2.4	2.2
Avg. Stride Length [m]	5.6	7.7	7.7	7.7	7.4	7.2	6.4



- [] Ranking at each section and finish
- .-.- No data available at this section
- NA No data available



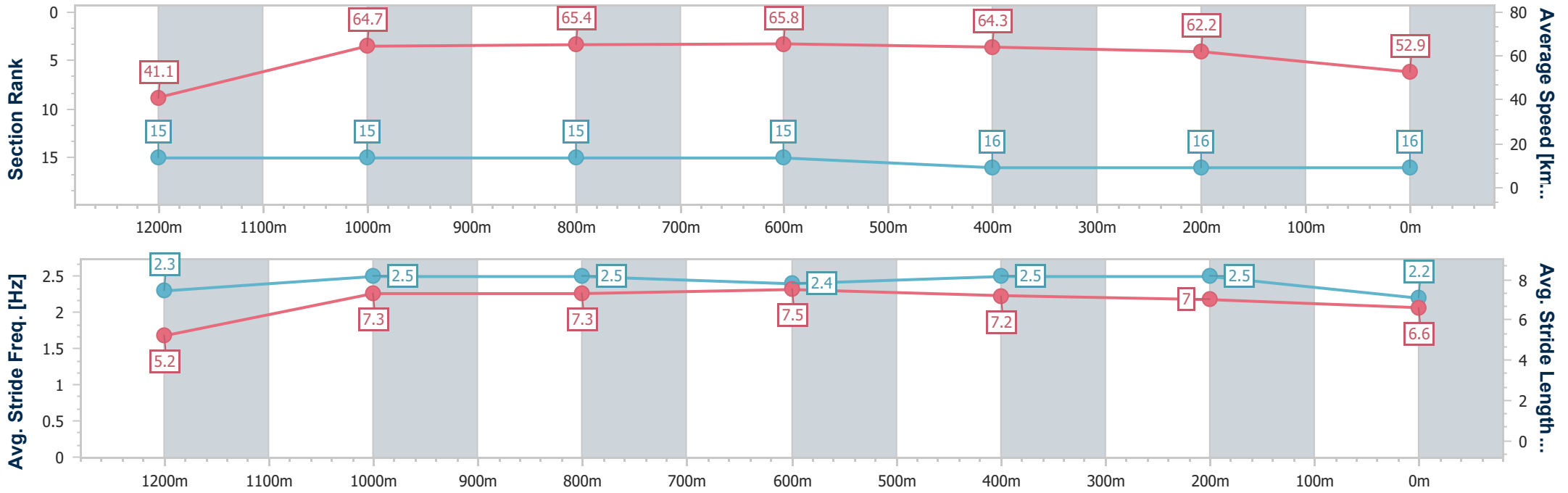
Horse/Jockey Name	Anahita
Final Rank	16
Fastest Section Time (Section)	0:08.72 (Overall)
Top Speed [km/h] (Section)	68.3 (800m)
Race State	Finished



Aquis Park Gold Coast QLD Professional
Race 6: TAB MAGIC MILLIONS FILLIES & MARES - 1300m
 17 January 2025 - 20:20
 Track Rating: Good 4, Weather: Overcast, Rail Position: +0.5m
 800m-400m; True Remainder



Section	Overall	1200m	1000m	800m	600m	400m	200m
Section Times	1:18.68 [16] (0:08.72)	1:09.96 [15] (0:11.16)	0:58.80 [15] (0:11.21)	0:47.59 [15] (0:11.03)	0:36.56 [15] (0:11.27)	0:25.29 [16] (0:11.64)	0:13.65 [16] (0:13.65)
Average Speed [km/h]	41.1	64.7	65.4	65.8	64.3	62.2	52.9
Top Speed [km/h]	61.2	65.9	67.8	68.3	65.4	63.1	60.4
Avg. Dist. to Rail [m]	14.7	6.0	3.5	2.3	1.2	4.3	6.3
Avg. Stride Freq. [Hz]	2.3	2.5	2.5	2.4	2.5	2.5	2.2
Avg. Stride Length [m]	5.2	7.3	7.3	7.5	7.2	7.0	6.6



- [] Ranking at each section and finish
- .-.- No data available at this section
- NA No data available



Aquis Park Gold Coast QLD Professional

Race 7: RACING QUEENSLAND MAGIC MILLIONS QTIS OPEN - 1300m

17 January 2025 - 20:55



Track Rating: Good 4, Weather: Overcast, Rail Position: +0.5m 800m-400m; True Remainder

Section		Field Times										Last 600m				
		Overall	1200m	1000m	800m	600m	400m						0:34.06			
		1:15.55 (0:08.13)	1:07.42 (0:10.69)	0:56.73 (0:11.17)	0:45.56 (0:11.50)	0:34.06 (0:11.52)	0:22.54 (0:11.21)									
Rank	TAB	Horse/Jockey	Barrier	Top Speed [km/h]	Fastest Section											Distance Travelled [m]
1	3	HIDDEN WEALTH Tommy Berry	9	68.5	0:08.15	1:15.55 [1] (0:08.15)	1:07.40 [2] (0:10.67)	0:56.73 [1] (0:11.17)	0:45.56 [1] (0:11.50)	0:34.06 [1] (0:11.52)	0:22.54 [1] (0:11.21)	0:34.06				
2	2	CIFRADO Boris Thornton	3	65.7	0:08.24	1:15.64 [2] (0:08.24)	1:07.40 [5] (0:11.13)	0:56.27 [6] (0:11.22)	0:45.05 [6] (0:11.40)	0:33.65 [6] (0:11.28)	0:22.37 [6] (0:11.29)	0:33.65		-2		
3	6	BOOM TORQUE Blake Shinn	1	66.7	0:08.35	1:15.80 [3] (0:08.35)	1:07.45 [7] (0:11.17)	0:56.28 [7] (0:11.37)	0:44.91 [8] (0:11.50)	0:33.41 [10] (0:11.15)	0:22.26 [8] (0:10.93)	0:33.41		-4		
4	13	SAFEWORK Robbie Dolan	4	66.7	0:08.16	1:16.03 [4] (0:08.16)	1:07.87 [4] (0:10.93)	0:56.94 [4] (0:11.13)	0:45.81 [3] (0:11.49)	0:34.32 [4] (0:11.39)	0:22.93 [3] (0:11.15)	0:34.32		-5		
5	1	YELLOW BRICK Jason Collett	10	67.9	0:08.29	1:16.13 [5] (0:08.29)	1:07.84 [6] (0:10.77)	0:57.07 [3] (0:11.28)	0:45.79 [5] (0:11.61)	0:34.18 [5] (0:11.30)	0:22.88 [5] (0:11.31)	0:34.18		+5		
6	16	BOHEMIAN LAD Ron Stewart	2	67.2	0:08.13	1:16.24 [6] (0:08.13)	1:08.11 [1] (0:11.02)	0:57.09 [5] (0:11.19)	0:45.90 [4] (0:11.36)	0:34.54 [3] (0:11.48)	0:23.06 [4] (0:11.36)	0:34.54		-3		
7	8	CORFE CASTLE Tyler Schiller	5	65.9	0:08.35	1:16.29 [7] (0:08.35)	1:07.94 [8] (0:11.20)	0:56.74 [8] (0:11.21)	0:45.53 [7] (0:11.47)	0:34.06 [8] (0:11.28)	0:22.78 [7] (0:11.21)	0:34.06		-3		
8	12	SKIRT THE LAW Craig Williams	8	66.7	0:08.46	1:16.85 [8] (0:08.46)	1:08.39 [9] (0:11.14)	0:57.25 [9] (0:11.30)	0:45.95 [9] (0:11.42)	0:34.53 [9] (0:11.41)	0:23.12 [10] (0:11.22)	0:34.53		+5		
9	9	MISHANI ALOHA Cejay Graham	7	68.2	0:08.16	1:17.19 [9] (0:08.16)	1:09.03 [3] (0:10.72)	0:58.31 [2] (0:11.13)	0:47.18 [2] (0:11.52)	0:35.66 [2] (0:11.49)	0:24.17 [2] (0:11.67)	0:35.66		-4		
10	14	VIMINELE Bailey Wheeler	6	66.3	0:08.72	1:17.50 [10] (0:08.72)	1:08.78 [10] (0:11.13)	0:57.65 [10] (0:11.12)	0:46.53 [10] (0:11.20)	0:35.33 [7] (0:11.43)	0:23.90 [9] (0:11.62)	0:35.33		+1		

Scratched: Territory Ash (#11), Abounding (#4), Chrysaor (#5), Find Your Own (#7), Mixed Signals (#10), Busting (#15)



Aquis Park Gold Coast QLD Professional
Race 7: RACING QUEENSLAND MAGIC MILLIONS QTIS OPEN - 1300m
17 January 2025 - 20:55



Track Rating: Good 4, Weather: Overcast, Rail Position: +0.5m 800m-400m; True Remainder

Section				200m				Last 600m	
Field Times				0:11.33 (0:11.33)				0:34.06	
Rank	TAB	Horse/Jockey	Barrier	Top Speed [km/h]	Fastest Section	Margin			Distance Travelled [m]
1	3	HIDDEN WEALTH Tommy Berry	9	68.5 1200m	0:08.15 Overall	0:11.33 [1] (0:11.33)	1:15.55		0:34.06
2	2	CIFRADO Boris Thornton	3	65.7 200m	0:08.24 Overall	0:11.08 [5] (0:11.08)	0.5L		0:33.65 -2
3	6	BOOM TORQUE Blake Shinn	1	66.7 400m	0:08.35 Overall	0:11.33 [3] (0:11.33)	1.3L		0:33.41 -4
4	13	SAFEWORK Robbie Dolan	4	66.7 1200m	0:08.16 Overall	0:11.78 [2] (0:11.78)	2.6L		0:34.32 -5
5	1	YELLOW BRICK Jason Collett	10	67.9 1200m	0:08.29 Overall	0:11.57 [6] (0:11.57)	3.1L		0:34.18 +5
6	16	BOHEMIAN LAD Ron Stewart	2	67.2 1200m	0:08.13 Overall	0:11.70 [4] (0:11.70)	3.6L		0:34.54 -3
7	8	CORFE CASTLE Tyler Schiller	5	65.9 400m	0:08.35 Overall	0:11.57 [8] (0:11.57)	3.8L		0:34.06 -3
8	12	SKIRT THE LAW Craig Williams	8	66.7 1200m	0:08.46 Overall	0:11.90 [9] (0:11.90)	7.1L		0:34.53 +5
9	9	MISHANI ALOHA Cejay Graham	7	68.2 1200m	0:08.16 Overall	0:12.50 [7] (0:12.50)	8.9L		0:35.66 -4
10	14	VIMINELE Bailey Wheeler	6	66.3 1000m	0:08.72 Overall	0:12.28 [10] (0:12.28)	10.7L		0:35.33 +1

Scratched: Territory Ash (#11), Abounding (#4), Chrysaor (#5), Find Your Own (#7), Mixed Signals (#10), Busting (#15)

[] Ranking at each section and finish
 -:-:- No data available at this section
 NA No data available

SCN Saddle cloth number
 DNF Did not finish
 DNT Did not track



Horse/Jockey Name	Hidden Wealth
Final Rank	1
Fastest Section Time (Section)	0:08.15 (Overall)
Top Speed [km/h] (Section)	68.5 (1200m)
Race State	Finished

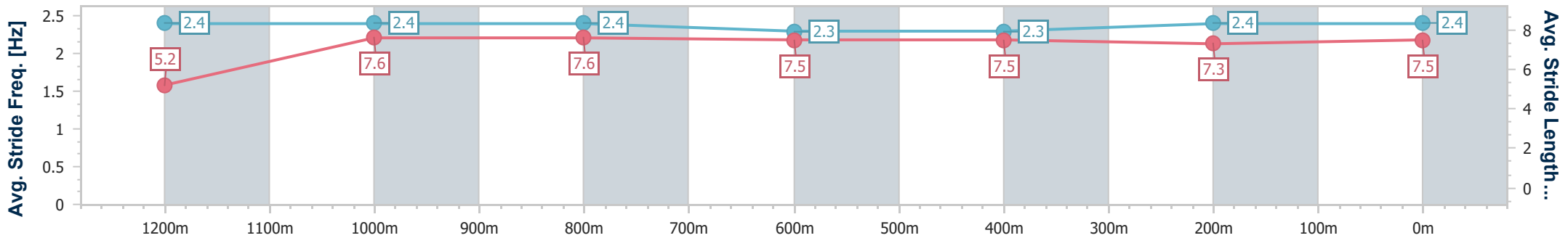
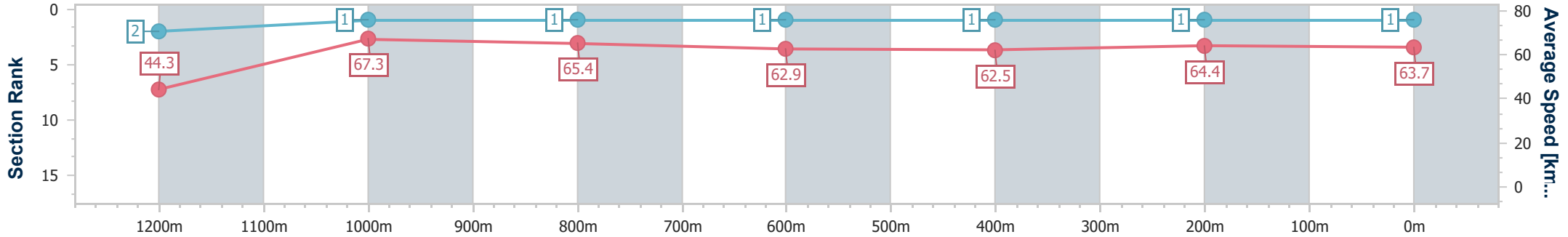


Aquis Park Gold Coast QLD Professional
 Race 7: RACING QUEENSLAND MAGIC MILLIONS QTIS OPEN - AQUIS PARK
 1300m
 HOME OF THE GOLD COAST
 TRIP CLUB & SPORT CENTRE

17 January 2025 - 20:55

Track Rating: Good 4, Weather: Overcast, Rail Position: +0.5m
 800m-400m; True Remainder

Section	Overall	1200m	1000m	800m	600m	400m	200m
Section Times	1:15.55 [1] (0:08.15)	1:07.40 [2] (0:10.67)	0:56.73 [1] (0:11.17)	0:45.56 [1] (0:11.50)	0:34.06 [1] (0:11.52)	0:22.54 [1] (0:11.21)	0:11.33 [1] (0:11.33)
Average Speed [km/h]	44.3	67.3	65.4	62.9	62.5	64.4	63.7
Top Speed [km/h]	65.0	68.5	67.2	64.0	63.8	65.6	65.7
Avg. Dist. to Rail [m]	10.3	5.3	2.5	1.3	0.6	3.5	5.5
Avg. Stride Freq. [Hz]	2.4	2.4	2.4	2.3	2.3	2.4	2.4
Avg. Stride Length [m]	5.2	7.6	7.6	7.5	7.5	7.3	7.5



- [] Ranking at each section and finish
- .-.- No data available at this section
- NA No data available



Horse/Jockey Name	Cifrado
Final Rank	2
Fastest Section Time (Section)	0:08.24 (Overall)
Top Speed [km/h] (Section)	65.7 (200m)
Race State	Finished

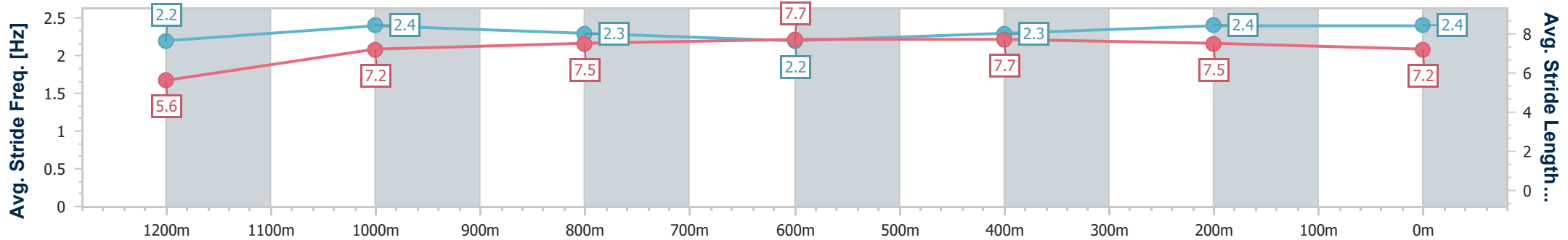
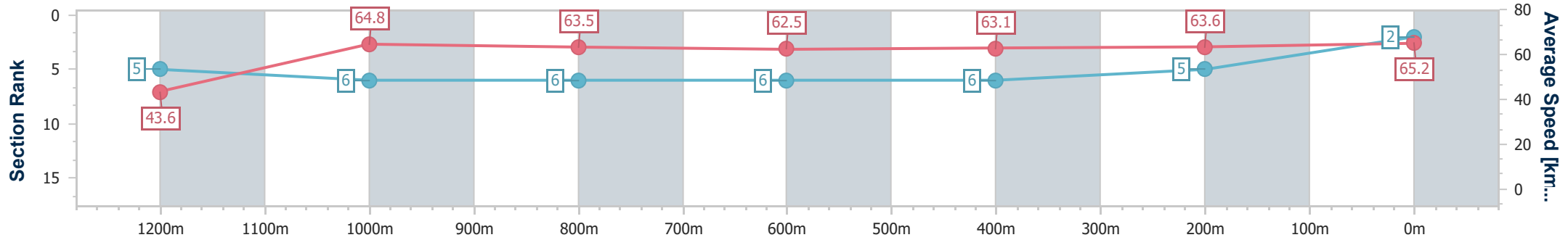


Aquis Park Gold Coast QLD Professional
 Race 7: RACING QUEENSLAND MAGIC MILLIONS QTIS OPEN - AQUIS PARK
 1300m
 HOME OF THE GOLD COAST
 TRIP CLUB & SPORT CENTRE

17 January 2025 - 20:55

Track Rating: Good 4, Weather: Overcast, Rail Position: +0.5m
 800m-400m; True Remainder

Section	Overall	1200m	1000m	800m	600m	400m	200m
Section Times	1:15.64 [2] (0:08.24)	1:07.40 [5] (0:11.13)	0:56.27 [6] (0:11.22)	0:45.05 [6] (0:11.40)	0:33.65 [6] (0:11.28)	0:22.37 [6] (0:11.29)	0:11.08 [5] (0:11.08)
Average Speed [km/h]	43.6	64.8	63.5	62.5	63.1	63.6	65.2
Top Speed [km/h]	62.7	65.6	64.7	63.1	64.3	65.3	65.7
Avg. Dist. to Rail [m]	4.0	1.1	1.9	2.8	2.3	2.8	6.8
Avg. Stride Freq. [Hz]	2.2	2.4	2.3	2.2	2.3	2.4	2.4
Avg. Stride Length [m]	5.6	7.2	7.5	7.7	7.7	7.5	7.2



- [] Ranking at each section and finish
- .-.- No data available at this section
- NA No data available



Horse/Jockey Name	Boom Torque
Final Rank	3
Fastest Section Time (Section)	0:08.35 (Overall)
Top Speed [km/h] (Section)	66.7 (400m)
Race State	Finished

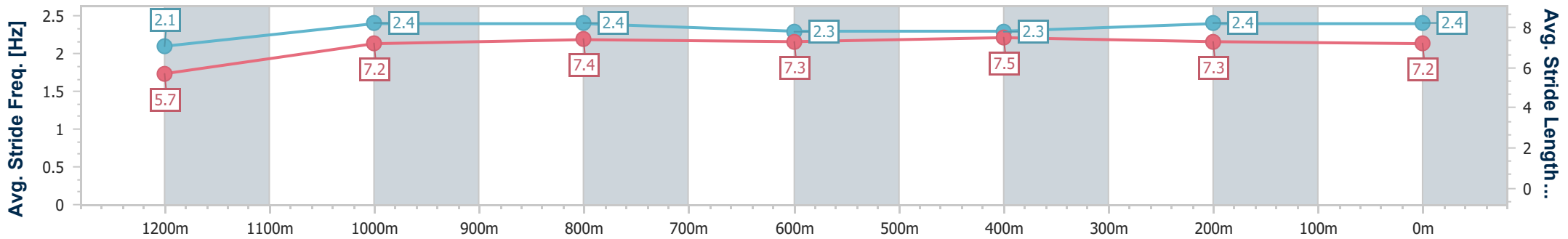
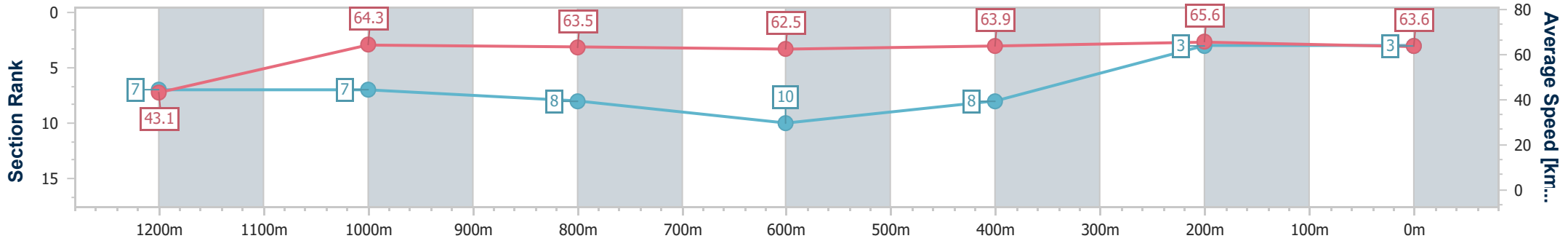


Aquis Park Gold Coast QLD Professional
 Race 7: RACING QUEENSLAND MAGIC MILLIONS QTIS OPEN - AQUIS PARK
 1300m

17 January 2025 - 20:55

Track Rating: Good 4, Weather: Overcast, Rail Position: +0.5m
 800m-400m; True Remainder

Section	Overall	1200m	1000m	800m	600m	400m	200m
Section Times	1:15.80 [3] (0:08.35)	1:07.45 [7] (0:11.17)	0:56.28 [7] (0:11.37)	0:44.91 [8] (0:11.50)	0:33.41 [10] (0:11.15)	0:22.26 [8] (0:10.93)	0:11.33 [3] (0:11.33)
Average Speed [km/h]	43.1	64.3	63.5	62.5	63.9	65.6	63.6
Top Speed [km/h]	60.6	65.5	64.8	63.6	64.7	66.7	65.4
Avg. Dist. to Rail [m]	2.2	0.7	0.7	0.5	2.6	1.7	1.9
Avg. Stride Freq. [Hz]	2.1	2.4	2.4	2.3	2.3	2.4	2.4
Avg. Stride Length [m]	5.7	7.2	7.4	7.3	7.5	7.3	7.2



- [] Ranking at each section and finish
- .-.- No data available at this section
- NA No data available



Horse/Jockey Name	Safework
Final Rank	4
Fastest Section Time (Section)	0:08.16 (Overall)
Top Speed [km/h] (Section)	66.7 (1200m)
Race State	Finished

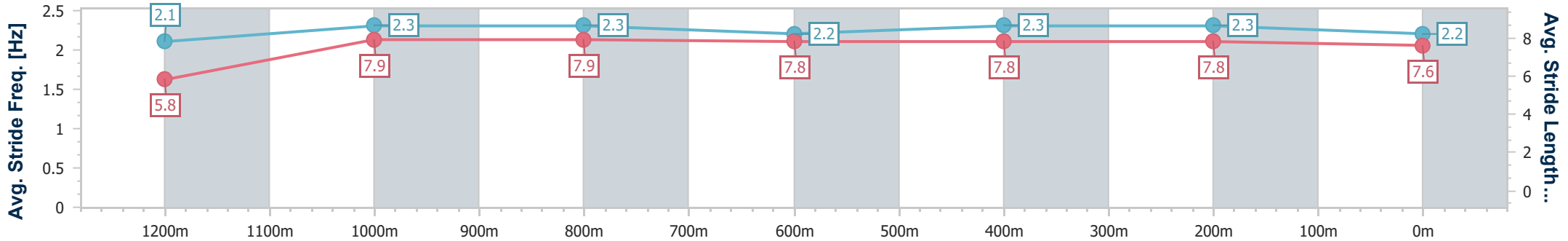
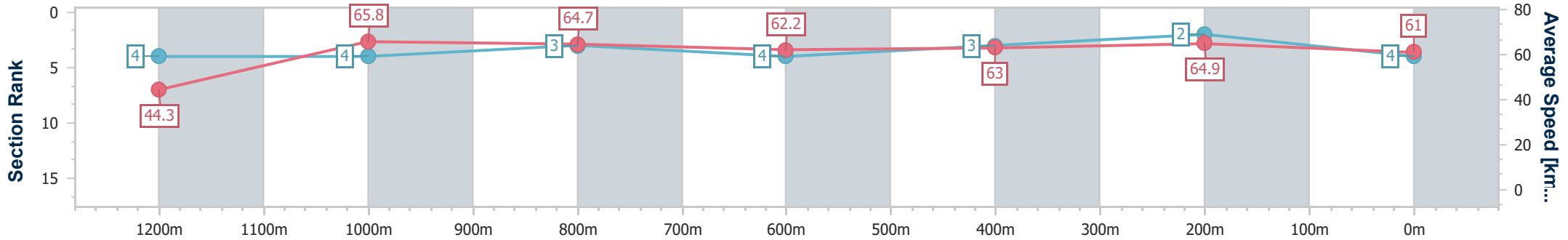


Aquis Park Gold Coast QLD Professional
 Race 7: RACING QUEENSLAND MAGIC MILLIONS QTIS OPEN - AQUIS PARK
 1300m
 HOME OF THE GOLD COAST
 TRIP CLUB & SPORT CENTRE

17 January 2025 - 20:55

Track Rating: Good 4, Weather: Overcast, Rail Position: +0.5m
 800m-400m; True Remainder

Section	Overall	1200m	1000m	800m	600m	400m	200m							
Section Times	1:16.03 [4] (0:08.16)	1:07.87 [4] (0:10.93)	0:56.94 [4] (0:11.13)	0:45.81 [3] (0:11.49)	0:34.32 [4] (0:11.39)	0:22.93 [3] (0:11.15)	0:11.78 [2] (0:11.78)							
Average Speed [km/h]	44.3	65.8	64.7	62.2	63.0	64.9	61.0							
Top Speed [km/h]	63.5	66.7	65.8	63.3	63.8	65.7	64.2							
Avg. Dist. to Rail [m]	5.6	2.3	0.6	1.2	1.0	3.7	5.9							
Avg. Stride Freq. [Hz]	2.1	2.3	2.3	2.2	2.3	2.3	2.2							
Avg. Stride Length [m]	5.8	7.9	7.9	7.8	7.8	7.8	7.6							



- [] Ranking at each section and finish
- .-.- No data available at this section
- NA No data available



Horse/Jockey Name	Yellow Brick
Final Rank	5
Fastest Section Time (Section)	0:08.29 (Overall)
Top Speed [km/h] (Section)	67.9 (1200m)
Race State	Finished

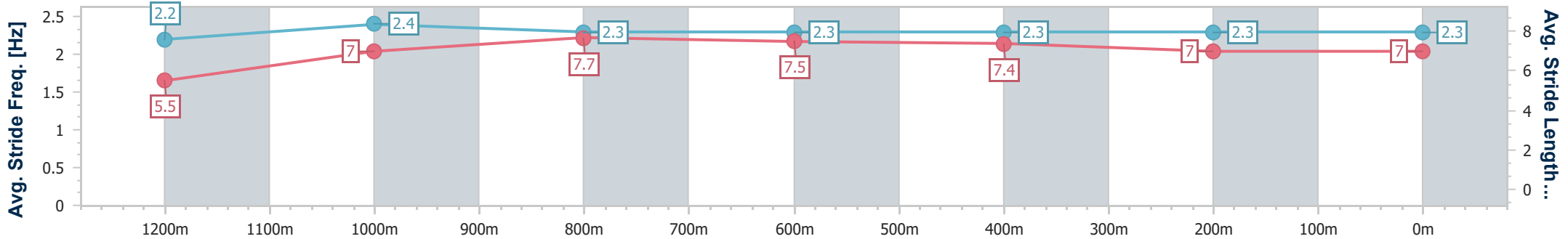
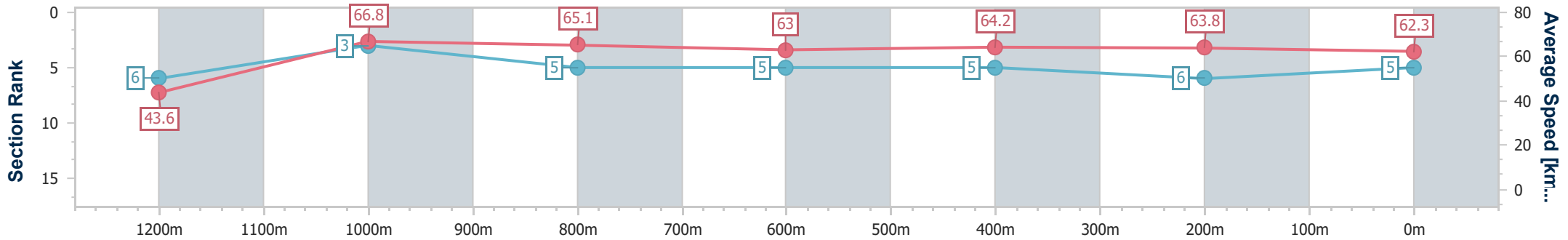


Aquis Park Gold Coast QLD Professional
 Race 7: RACING QUEENSLAND MAGIC MILLIONS QTIS OPEN - AQUIS PARK
 1300m
 HOME OF THE GOLD COAST
 TRIP CLUB & SPORT CENTRE

17 January 2025 - 20:55

Track Rating: Good 4, Weather: Overcast, Rail Position: +0.5m
 800m-400m; True Remainder

Section	Overall	1200m	1000m	800m	600m	400m	200m
Section Times	1:16.13 [5] (0:08.29)	1:07.84 [6] (0:10.77)	0:57.07 [3] (0:11.28)	0:45.79 [5] (0:11.61)	0:34.18 [5] (0:11.30)	0:22.88 [5] (0:11.31)	0:11.57 [6] (0:11.57)
Average Speed [km/h]	43.6	66.8	65.1	63.0	64.2	63.8	62.3
Top Speed [km/h]	63.7	67.9	66.9	63.7	65.4	64.7	63.7
Avg. Dist. to Rail [m]	11.4	4.5	3.4	3.8	1.4	3.9	7.8
Avg. Stride Freq. [Hz]	2.2	2.4	2.3	2.3	2.3	2.3	2.3
Avg. Stride Length [m]	5.5	7.0	7.7	7.5	7.4	7.0	7.0



- [] Ranking at each section and finish
- .-.- No data available at this section
- NA No data available



Horse/Jockey Name	Bohemian Lad
Final Rank	6
Fastest Section Time (Section)	0:08.13 (Overall)
Top Speed [km/h] (Section)	67.2 (1200m)
Race State	Finished

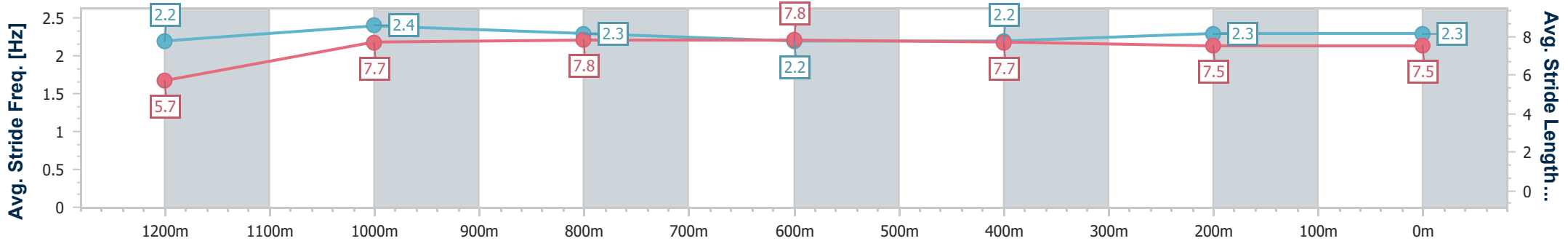
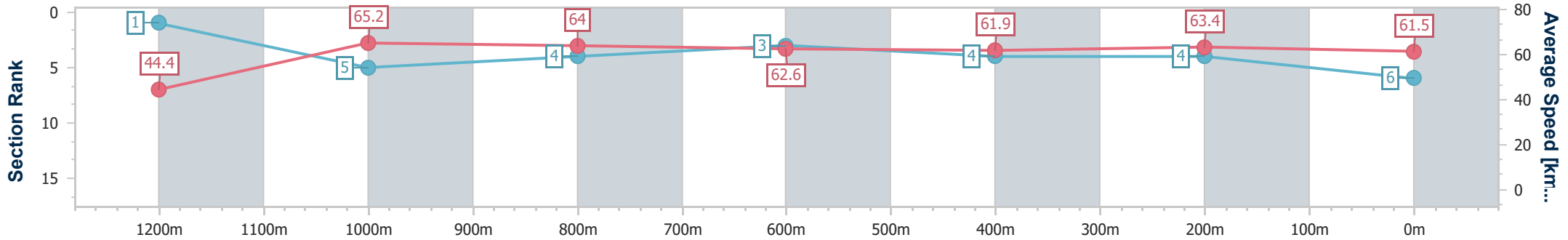


Aquis Park Gold Coast QLD Professional
 Race 7: RACING QUEENSLAND MAGIC MILLIONS QTIS OPEN - AQUIS PARK
 1300m
 HOME OF THE GOLD COAST
 TRIP CLUB & SPORT CENTRE

17 January 2025 - 20:55

Track Rating: Good 4, Weather: Overcast, Rail Position: +0.5m
 800m-400m; True Remainder

Section	Overall	1200m	1000m	800m	600m	400m	200m							
Section Times	1:16.24 [6] (0:08.13)	1:08.11 [1] (0:11.02)	0:57.09 [5] (0:11.19)	0:45.90 [4] (0:11.36)	0:34.54 [3] (0:11.48)	0:23.06 [4] (0:11.36)	0:11.70 [4] (0:11.70)							
Average Speed [km/h]	44.4	65.2	64.0	62.6	61.9	63.4	61.5							
Top Speed [km/h]	64.2	67.2	65.0	64.1	62.9	64.5	64.1							
Avg. Dist. to Rail [m]	2.9	1.1	1.3	3.0	2.3	1.4	4.2							
Avg. Stride Freq. [Hz]	2.2	2.4	2.3	2.2	2.2	2.3	2.3							
Avg. Stride Length [m]	5.7	7.7	7.8	7.8	7.7	7.5	7.5							



- [] Ranking at each section and finish
- .-.- No data available at this section
- NA No data available



Horse/Jockey Name	Corfe Castle
Final Rank	7
Fastest Section Time (Section)	0:08.35 (Overall)
Top Speed [km/h] (Section)	65.9 (400m)
Race State	Finished

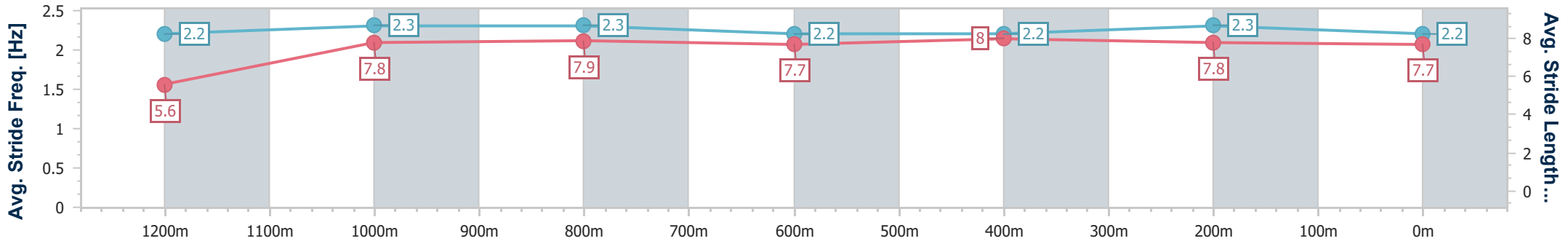
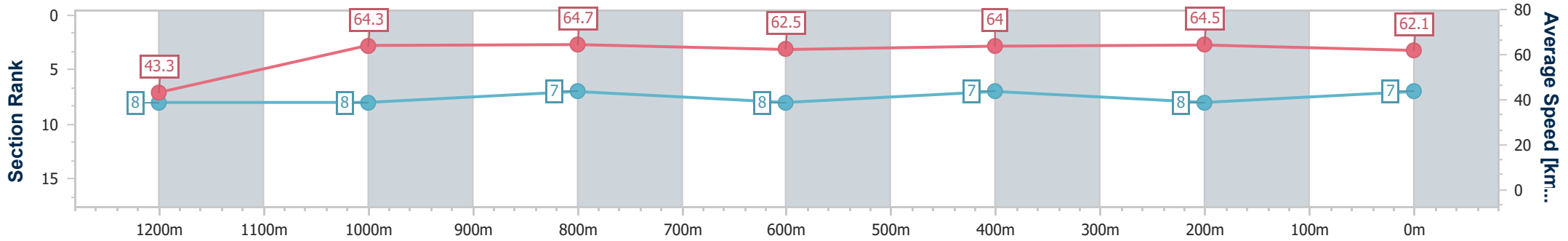


Aquis Park Gold Coast QLD Professional
 Race 7: RACING QUEENSLAND MAGIC MILLIONS QTIS OPEN - AQUIS PARK
 1300m
 HOME OF THE GOLD COAST
 TRIP CLUB & SPORT CENTRE

17 January 2025 - 20:55

Track Rating: Good 4, Weather: Overcast, Rail Position: +0.5m
 800m-400m; True Remainder

Section	Overall	1200m	1000m	800m	600m	400m	200m
Section Times	1:16.29 [7] (0:08.35)	1:07.94 [8] (0:11.20)	0:56.74 [8] (0:11.21)	0:45.53 [7] (0:11.47)	0:34.06 [8] (0:11.28)	0:22.78 [7] (0:11.21)	0:11.57 [8] (0:11.57)
Average Speed [km/h]	43.3	64.3	64.7	62.5	64.0	64.5	62.1
Top Speed [km/h]	60.5	65.7	65.4	63.7	64.8	65.9	64.1
Avg. Dist. to Rail [m]	6.2	2.2	1.2	0.3	1.2	5.6	10.1
Avg. Stride Freq. [Hz]	2.2	2.3	2.3	2.2	2.2	2.3	2.2
Avg. Stride Length [m]	5.6	7.8	7.9	7.7	8.0	7.8	7.7



- [] Ranking at each section and finish
- .-.- No data available at this section
- NA No data available



Horse/Jockey Name	Skirt The Law
Final Rank	8
Fastest Section Time (Section)	0:08.46 (Overall)
Top Speed [km/h] (Section)	66.7 (1200m)
Race State	Finished

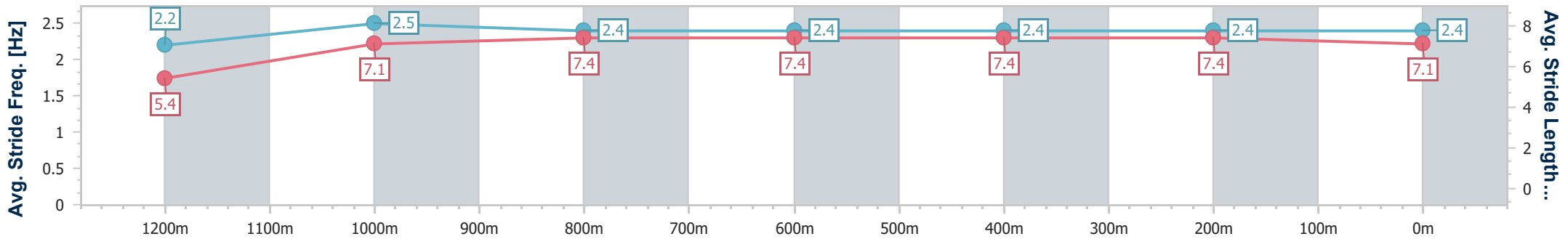
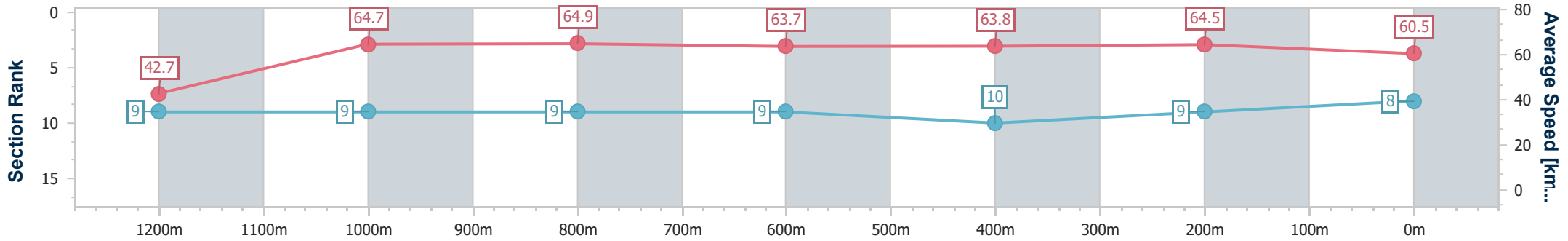


Aquis Park Gold Coast QLD Professional
 Race 7: RACING QUEENSLAND MAGIC MILLIONS QTIS OPEN - AQUIS PARK
 1300m
 HOME OF THE GOLD COAST
 TURF CLUB & SPORT CENTRE

17 January 2025 - 20:55

Track Rating: Good 4, Weather: Overcast, Rail Position: +0.5m
 800m-400m; True Remainder

Section	Overall	1200m	1000m	800m	600m	400m	200m
Section Times	1:16.85 [8] (0:08.46)	1:08.39 [9] (0:11.14)	0:57.25 [9] (0:11.30)	0:45.95 [9] (0:11.42)	0:34.53 [9] (0:11.41)	0:23.12 [10] (0:11.22)	0:11.90 [9] (0:11.90)
Average Speed [km/h]	42.7	64.7	64.9	63.7	63.8	64.5	60.5
Top Speed [km/h]	61.0	66.7	66.2	65.9	65.1	65.2	63.5
Avg. Dist. to Rail [m]	8.5	2.1	3.6	3.2	1.8	4.7	7.0
Avg. Stride Freq. [Hz]	2.2	2.5	2.4	2.4	2.4	2.4	2.4
Avg. Stride Length [m]	5.4	7.1	7.4	7.4	7.4	7.4	7.1



- [] Ranking at each section and finish
- .-.- No data available at this section
- NA No data available



Horse/Jockey Name	Mishani Aloha
Final Rank	9
Fastest Section Time (Section)	0:08.16 (Overall)
Top Speed [km/h] (Section)	68.2 (1200m)
Race State	Finished

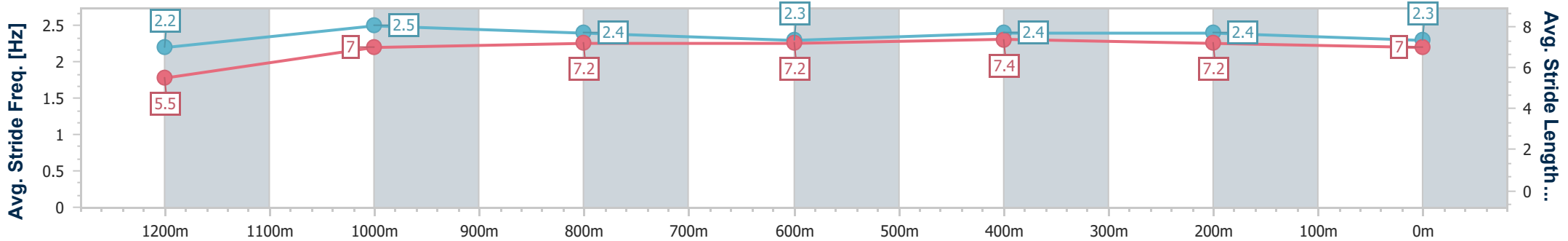
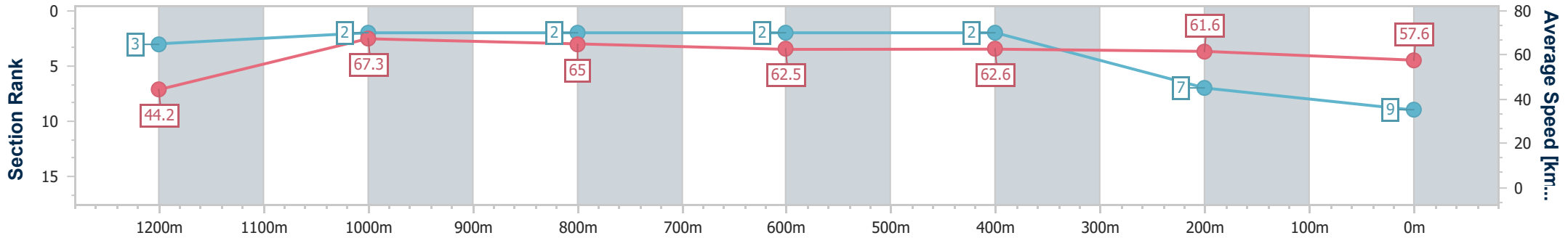


Aquis Park Gold Coast QLD Professional
 Race 7: RACING QUEENSLAND MAGIC MILLIONS QTIS OPEN - AQUIS PARK
 1300m
 HOME OF THE GOLD COAST
 CLUB & SPORT CENTRE

17 January 2025 - 20:55

Track Rating: Good 4, Weather: Overcast, Rail Position: +0.5m
 800m-400m; True Remainder

Section	Overall	1200m	1000m	800m	600m	400m	200m
Section Times	1:17.19 [9] (0:08.16)	1:09.03 [3] (0:10.72)	0:58.31 [2] (0:11.13)	0:47.18 [2] (0:11.52)	0:35.66 [2] (0:11.49)	0:24.17 [2] (0:11.67)	0:12.50 [7] (0:12.50)
Average Speed [km/h]	44.2	67.3	65.0	62.5	62.6	61.6	57.6
Top Speed [km/h]	65.6	68.2	66.6	64.0	63.0	62.8	60.5
Avg. Dist. to Rail [m]	8.9	4.2	1.1	0.8	0.8	0.3	2.8
Avg. Stride Freq. [Hz]	2.2	2.5	2.4	2.3	2.4	2.4	2.3
Avg. Stride Length [m]	5.5	7.0	7.2	7.2	7.4	7.2	7.0



- [] Ranking at each section and finish
- .-.- No data available at this section
- NA No data available



Horse/Jockey Name	Viminele
Final Rank	10
Fastest Section Time (Section)	0:08.72 (Overall)
Top Speed [km/h] (Section)	66.3 (1000m)
Race State	Finished

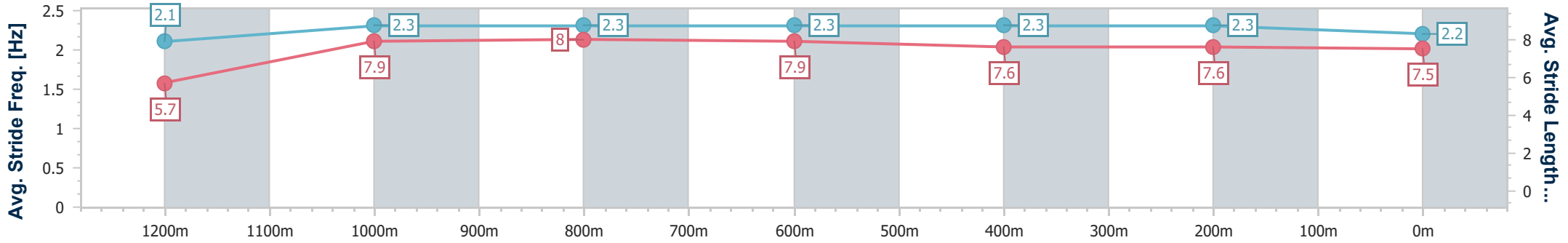
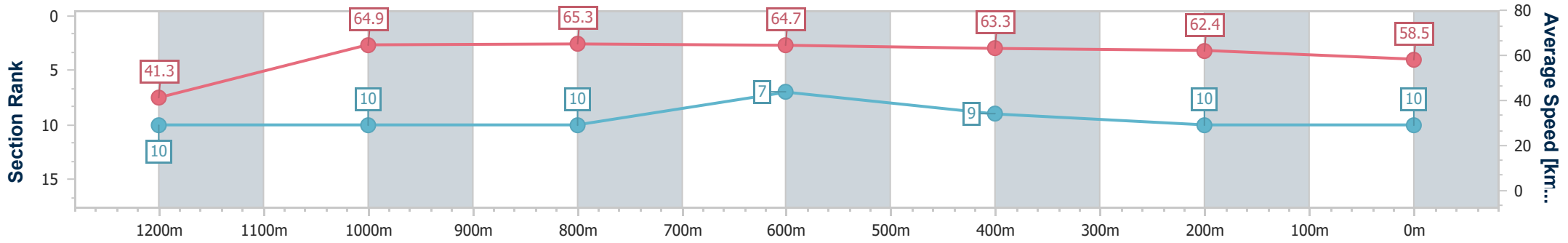


Aquis Park Gold Coast QLD Professional
 Race 7: RACING QUEENSLAND MAGIC MILLIONS QTIS OPEN - AQUIS PARK
 1300m
 HOME OF THE GOLD COAST
 TRIP CLUB & SPORT CENTRE

17 January 2025 - 20:55

Track Rating: Good 4, Weather: Overcast, Rail Position: +0.5m
 800m-400m; True Remainder

Section	Overall	1200m	1000m	800m	600m	400m	200m							
Section Times	1:17.50 [10] (0:08.72)	1:08.78 [10] (0:11.13)	0:57.65 [10] (0:11.12)	0:46.53 [10] (0:11.20)	0:35.33 [7] (0:11.43)	0:23.90 [9] (0:11.62)	0:12.28 [10] (0:12.28)							
Average Speed [km/h]	41.3	64.9	65.3	64.7	63.3	62.4	58.5							
Top Speed [km/h]	60.3	66.3	66.3	65.6	64.7	63.4	61.6							
Avg. Dist. to Rail [m]	6.2	3.8	2.2	1.3	1.4	5.8	6.3							
Avg. Stride Freq. [Hz]	2.1	2.3	2.3	2.3	2.3	2.3	2.2							
Avg. Stride Length [m]	5.7	7.9	8.0	7.9	7.6	7.6	7.5							



- [] Ranking at each section and finish
- .-.- No data available at this section
- NA No data available