

Track Rating: Good 4, Weather: Fine, Rail Position: +6m Entire

Section		Field Times											Last 600m					
		Overall	1000m	800m	600m	400m	200m						0:35.39					
		1:09.71 (0:13.24)	0:56.47 (0:10.18)	0:46.29 (0:10.90)	0:35.39 (0:11.44)	0:23.95 (0:11.79)	0:12.16 (0:12.16)											
Rank	TAB	Horse/Jockey	Barrier	Top Speed [km/h]	Fastest Section												Margin	Distance Travelled [m]
1	15	TARPS Jade Hampson	10	71.3	0:10.18	1:09.71 [1] (0:13.24)	0:56.47 [1] (0:10.18)	0:46.29 [1] (0:10.90)	0:35.39 [1] (0:11.44)	0:23.95 [1] (0:11.79)	0:12.16 [1] (0:12.16)	1:09.71	0:35.39					
2	1	DAMO DAYZ Kyle Wilson-Taylor	9	69.7	0:10.63	1:09.86 [2] (0:13.60)	0:56.26 [6] (0:10.63)	0:45.63 [7] (0:10.91)	0:34.72 [6] (0:11.16)	0:23.56 [6] (0:11.56)	0:12.00 [4] (0:12.00)	0.9L	0:34.72	+3				
3	16	IMARICHGIRL Damien Thornton	3	68.1	0:10.70	1:09.96 [3] (0:13.98)	0:55.98 [11] (0:10.70)	0:45.28 [11] (0:10.85)	0:34.43 [11] (0:11.08)	0:23.35 [10] (0:11.48)	0:11.87 [8] (0:11.87)	1.48L	0:34.43	+2				
4	5	KEMI ZABI Emily Lang	11	68.5	0:10.62	1:10.00 [4] (0:13.94)	0:56.06 [10] (0:10.62)	0:45.44 [10] (0:10.81)	0:34.63 [9] (0:11.12)	0:23.51 [8] (0:11.57)	0:11.94 [7] (0:11.94)	1.73L	0:34.63	+7				
5	7	TWYFORD Justin Huxtable	6	69.5	0:10.59	1:10.06 [5] (0:13.61)	0:56.45 [7] (0:10.59)	0:45.86 [6] (0:11.05)	0:34.81 [7] (0:11.25)	0:23.56 [9] (0:11.64)	0:11.92 [9] (0:11.92)	2.09L	0:34.81	+6				
6	4	KAVAK Bailey Wheeler	8	69.9	0:10.48	1:10.09 [6] (0:13.35)	0:56.74 [4] (0:10.48)	0:46.26 [3] (0:10.89)	0:35.37 [2] (0:11.23)	0:24.14 [2] (0:11.84)	0:12.30 [2] (0:12.30)	2.26L	0:35.37	+1				
7	19	NETTLES Ron Stewart	4	69.1	0:10.56	1:10.12 [7] (0:13.34)	0:56.78 [3] (0:10.56)	0:46.22 [4] (0:10.98)	0:35.24 [5] (0:11.30)	0:23.94 [5] (0:11.75)	0:12.19 [5] (0:12.19)	2.44L	0:35.24	+3				
8	2	SISTINE EXPLORER Jasper Franklin	7	70.7	0:10.49	1:10.17 [8] (0:13.34)	0:56.83 [2] (0:10.49)	0:46.34 [2] (0:10.95)	0:35.39 [3] (0:11.27)	0:24.12 [3] (0:11.81)	0:12.31 [3] (0:12.31)	2.72L	0:35.39	-1				
9	17	RED RED WINE Cody Collis	2	70.0	0:10.48	1:10.18 [9] (0:13.76)	0:56.42 [8] (0:10.48)	0:45.94 [8] (0:11.02)	0:34.92 [8] (0:11.16)	0:23.76 [7] (0:11.59)	0:12.17 [6] (0:12.17)	2.81L	0:34.92	-3				
10	13	EXTESSIVE Andrew Mallyon	1	67.9	0:10.69	1:10.22 [10] (0:13.85)	0:56.37 [9] (0:10.69)	0:45.68 [9] (0:10.94)	0:34.74 [10] (0:11.34)	0:23.40 [11] (0:11.43)	0:11.97 [10] (0:11.97)	3.05L	0:34.74	+0				

Scratched: Rimbaud (#11), Zarafa (#12), Upstart Legend (#14), Command Approved (#18), Bad Education (#3), Action King (#8), North Of Eli (#10), Dwindling Spirit (#6), Fighting Idol (#9)



Ipswich QLD Professional
 Race 9: IMPERIAL RACING BENCHMARK 70 Handicap - 1200m
 15 January 2025 - 17:50



Track Rating: Good 4, Weather: Fine, Rail Position: +6m Entire

Section	Overall	1000m	800m	600m	400m	200m	Last 600m
Field Times	1:09.71 (0:13.24)	0:56.47 (0:10.18)	0:46.29 (0:10.90)	0:35.39 (0:11.44)	0:23.95 (0:11.79)	0:12.16 (0:12.16)	0:35.39

Rank	TAB	Horse/Jockey	Barrier	Top Speed [km/h]	Fastest Section	Margin	Distance Travelled [m]
11	20	INLANDA Angela Jones	5	69.2 1000m	0:10.56 1000m	6.86L	+8
					1:10.87 [11] (0:13.44)		
					0:57.43 [5] (0:10.56)		
					0:46.87 [5] (0:10.87)		
					0:36.00 [4] (0:11.30)		
					0:24.70 [4] (0:12.11)		
					0:12.59 [11] (0:12.59)		

Scratched: Rimbaud (#11), Zarafa (#12), Upstart Legend (#14), Command Approved (#18), Bad Education (#3), Action King (#8), North Of Eli (#10), Dwindling Spirit (#6), Fighting Idol (#9)



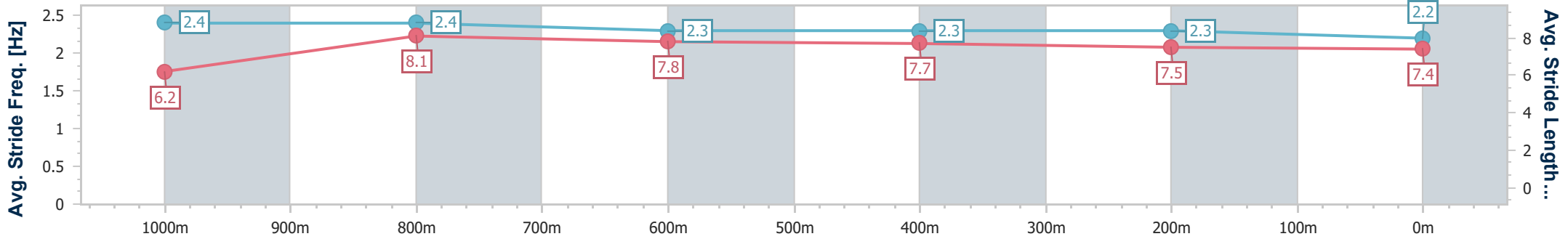
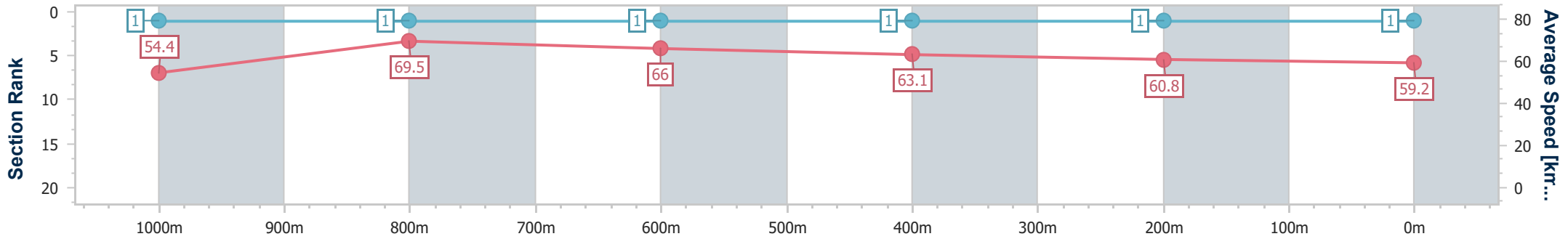
Horse/Jockey Name	Tarps
Final Rank	1
Fastest Section Time (Section)	0:10.18 (1000m)
Top Speed [km/h] (Section)	71.3 (1000m)
Race State	Finished



Ipswich QLD Professional
 Race 9: IMPERIAL RACING BENCHMARK 70 Handicap - 1200m
 15 January 2025 - 17:50
 Track Rating: Good 4, Weather: Fine, Rail Position: +6m Entire



Section	Overall	1000m	800m	600m	400m	200m
Section Times	1:09.71 [1] (0:13.24)	0:56.47 [1] (0:10.18)	0:46.29 [1] (0:10.90)	0:35.39 [1] (0:11.44)	0:23.95 [1] (0:11.79)	0:12.16 [1] (0:12.16)
Average Speed [km/h]	54.4	69.5	66.0	63.1	60.8	59.2
Top Speed [km/h]	69.8	71.3	67.7	65.6	62.0	60.8
Avg. Dist. to Rail [m]	5.4	1.9	0.7	0.8	0.3	1.0
Avg. Stride Freq. [Hz]	2.4	2.4	2.3	2.3	2.3	2.2
Avg. Stride Length [m]	6.2	8.1	7.8	7.7	7.5	7.4



- [] Ranking at each section and finish
- .-.- No data available at this section
- NA No data available



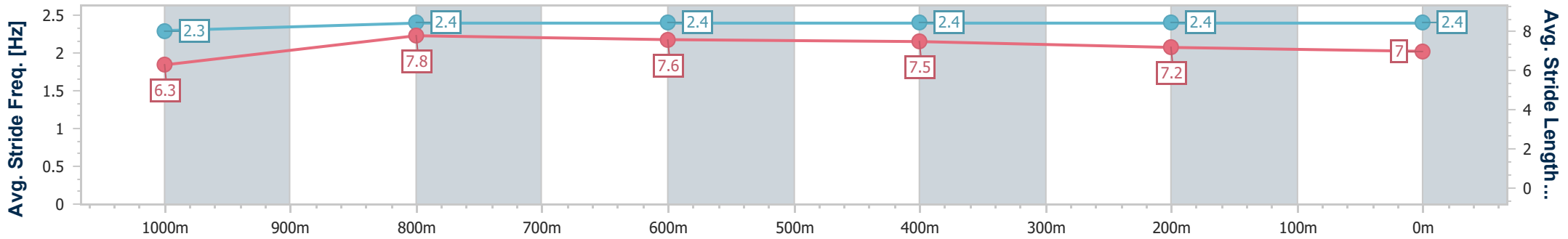
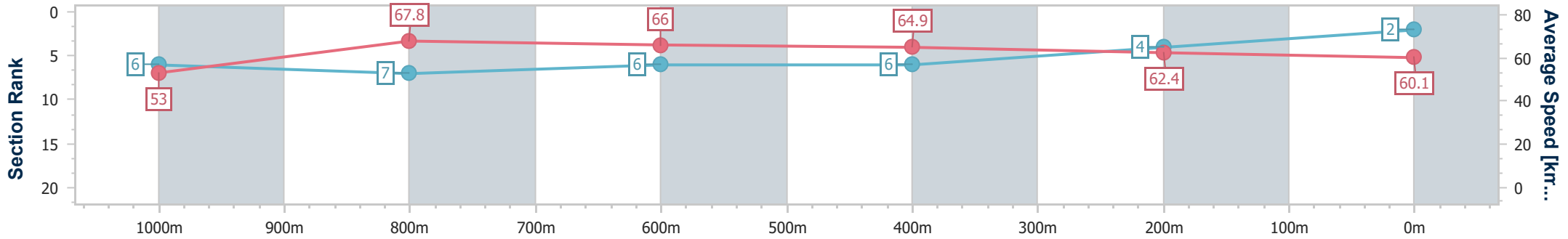
Horse/Jockey Name	Damo Dayz
Final Rank	2
Fastest Section Time (Section)	0:10.63 (1000m)
Top Speed [km/h] (Section)	69.7 (1000m)
Race State	Finished



Ipswich QLD Professional
 Race 9: IMPERIAL RACING BENCHMARK 70 Handicap - 1200m
 15 January 2025 - 17:50
 Track Rating: Good 4, Weather: Fine, Rail Position: +6m Entire



Section	Overall	1000m	800m	600m	400m	200m
Section Times	1:09.86 [2] (0:13.60)	0:56.26 [6] (0:10.63)	0:45.63 [7] (0:10.91)	0:34.72 [6] (0:11.16)	0:23.56 [6] (0:11.56)	0:12.00 [4]
Average Speed [km/h]	53.0	67.8	66.0	64.9	62.4	60.1
Top Speed [km/h]	69.6	69.7	67.5	66.3	64.2	62.0
Avg. Dist. to Rail [m]	4.0	0.8	0.4	1.5	0.9	2.6
Avg. Stride Freq. [Hz]	2.3	2.4	2.4	2.4	2.4	2.4
Avg. Stride Length [m]	6.3	7.8	7.6	7.5	7.2	7.0



- [] Ranking at each section and finish
- .-.- No data available at this section
- NA No data available



Horse/Jockey Name	Imarichgirl
Final Rank	3
Fastest Section Time (Section)	0:10.70 (1000m)
Top Speed [km/h] (Section)	68.1 (1000m)
Race State	Finished



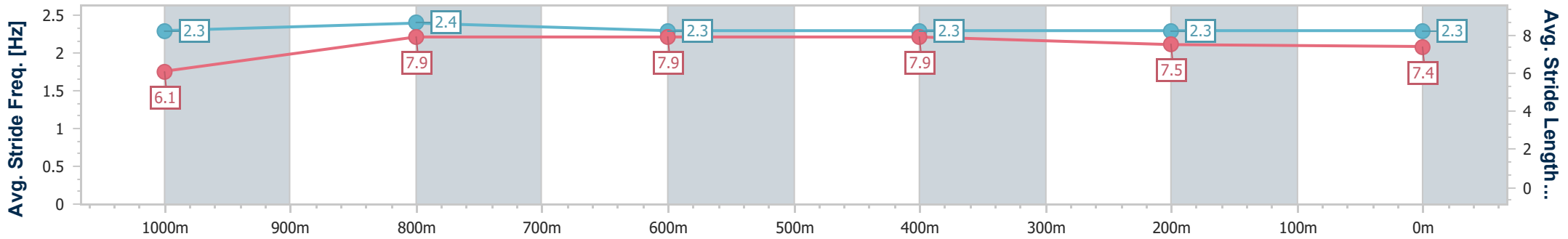
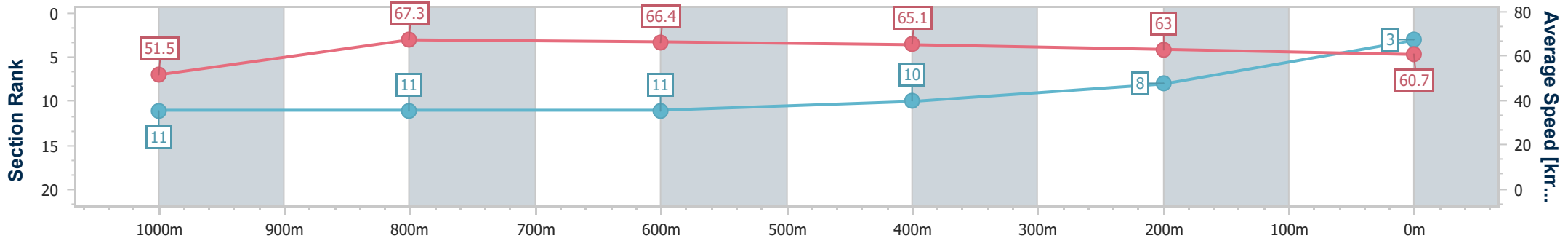
Ipswich QLD Professional
Race 9: IMPERIAL RACING BENCHMARK 70 Handicap - 1200m



15 January 2025 - 17:50

Track Rating: Good 4, Weather: Fine, Rail Position: +6m Entire

Section	Overall	1000m	800m	600m	400m	200m
Section Times	1:09.96 [3] (0:13.98)	0:55.98 [11] (0:10.70)	0:45.28 [11] (0:10.85)	0:34.43 [11] (0:11.08)	0:23.35 [10] (0:11.48)	0:11.87 [8] (0:11.87)
Average Speed [km/h]	51.5	67.3	66.4	65.1	63.0	60.7
Top Speed [km/h]	67.3	68.1	67.2	66.6	64.4	61.8
Avg. Dist. to Rail [m]	0.9	0.4	0.3	0.9	1.4	4.0
Avg. Stride Freq. [Hz]	2.3	2.4	2.3	2.3	2.3	2.3
Avg. Stride Length [m]	6.1	7.9	7.9	7.9	7.5	7.4



- [] Ranking at each section and finish
- .-.- No data available at this section
- NA No data available



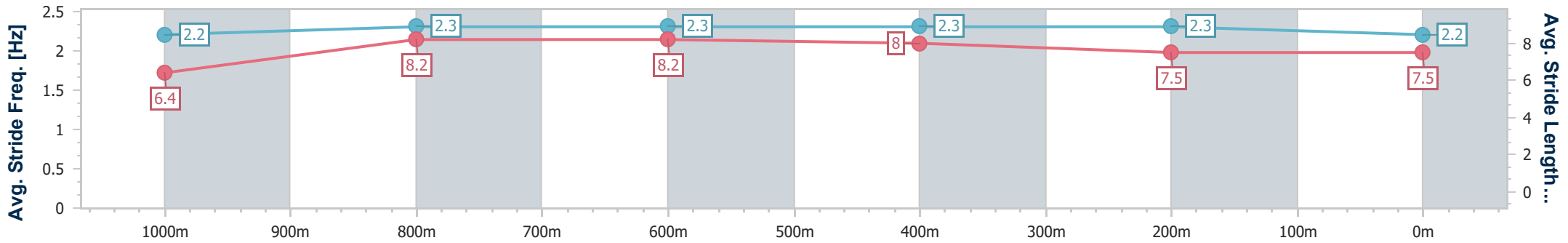
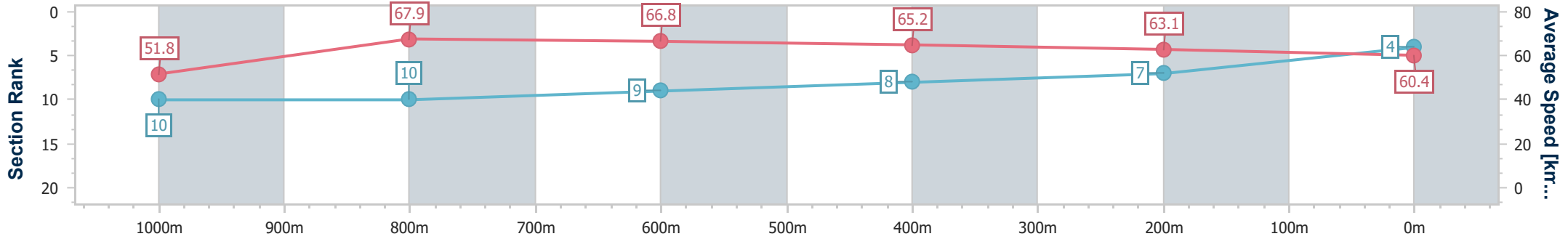
Horse/Jockey Name	Kemi Zabi
Final Rank	4
Fastest Section Time (Section)	0:10.62 (1000m)
Top Speed [km/h] (Section)	68.5 (1000m)
Race State	Finished



Ipswich QLD Professional
 Race 9: IMPERIAL RACING BENCHMARK 70 Handicap - 1200m
 15 January 2025 - 17:50
 Track Rating: Good 4, Weather: Fine, Rail Position: +6m Entire



Section	Overall	1000m	800m	600m	400m	200m
Section Times	1:10.00 [4] (0:13.94)	0:56.06 [10] (0:10.62)	0:45.44 [10] (0:10.81)	0:34.63 [9] (0:11.12)	0:23.51 [8] (0:11.57)	0:11.94 [7] (0:11.94)
Average Speed [km/h]	51.8	67.9	66.8	65.2	63.1	60.4
Top Speed [km/h]	68.0	68.5	67.8	66.4	64.2	62.9
Avg. Dist. to Rail [m]	7.6	1.0	0.6	1.9	4.8	6.8
Avg. Stride Freq. [Hz]	2.2	2.3	2.3	2.3	2.3	2.2
Avg. Stride Length [m]	6.4	8.2	8.2	8.0	7.5	7.5



- [] Ranking at each section and finish
- .-.- No data available at this section
- NA No data available



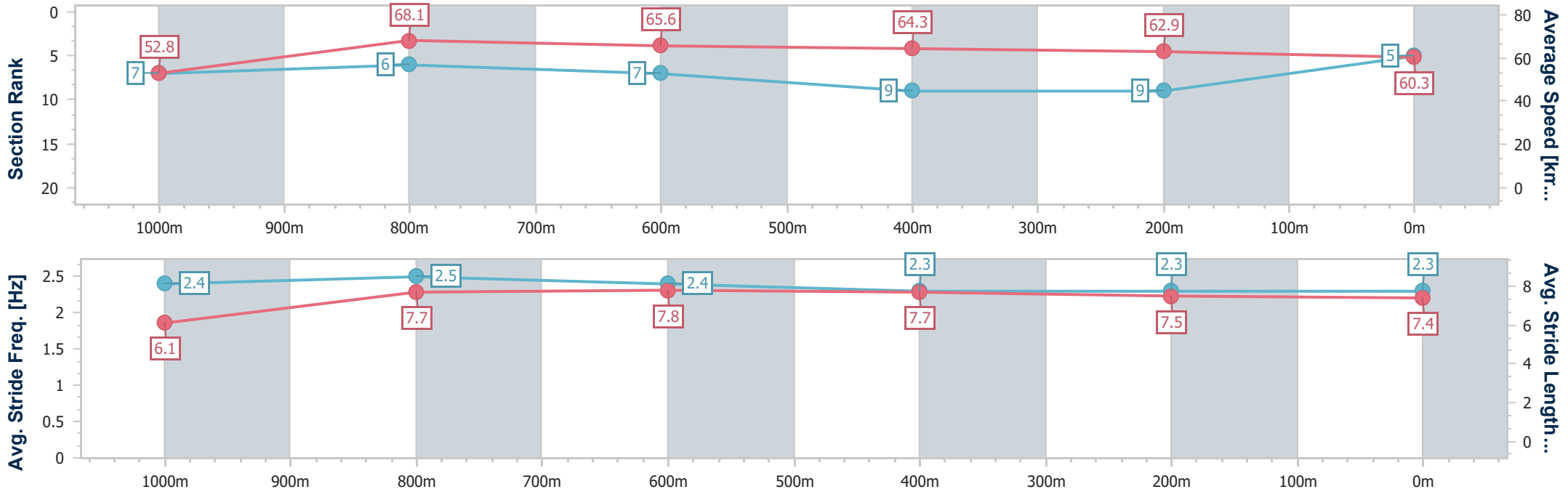
Horse/Jockey Name	Twyford
Final Rank	5
Fastest Section Time (Section)	0:10.59 (1000m)
Top Speed [km/h] (Section)	69.5 (1000m)
Race State	Finished



Ipswich QLD Professional
 Race 9: IMPERIAL RACING BENCHMARK 70 Handicap - 1200m
 15 January 2025 - 17:50
 Track Rating: Good 4, Weather: Fine, Rail Position: +6m Entire



Section	Overall	1000m	800m	600m	400m	200m
Section Times	1:10.06 [5] (0:13.61)	0:56.45 [7] (0:10.59)	0:45.86 [6] (0:11.05)	0:34.81 [7] (0:11.25)	0:23.56 [9] (0:11.64)	0:11.92 [9] (0:11.92)
Average Speed [km/h]	52.8	68.1	65.6	64.3	62.9	60.3
Top Speed [km/h]	68.7	69.5	66.8	66.2	63.6	63.7
Avg. Dist. to Rail [m]	3.9	0.6	1.5	2.2	4.3	5.6
Avg. Stride Freq. [Hz]	2.4	2.5	2.4	2.3	2.3	2.3
Avg. Stride Length [m]	6.1	7.7	7.8	7.7	7.5	7.4



- [] Ranking at each section and finish
- .-.- No data available at this section
- NA No data available



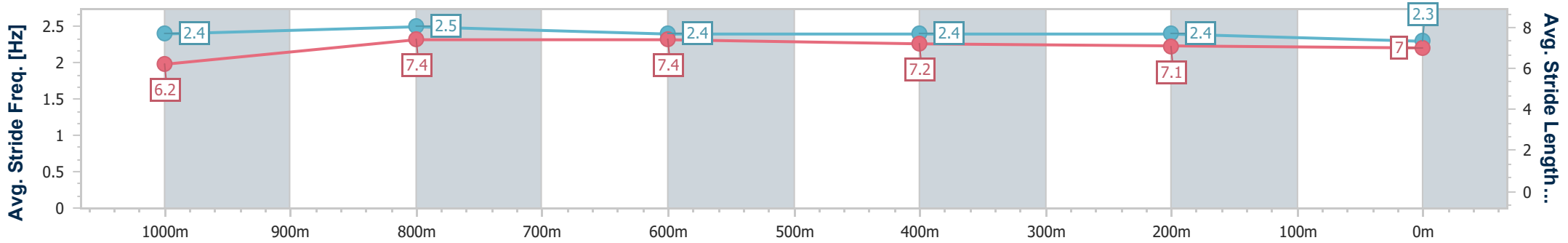
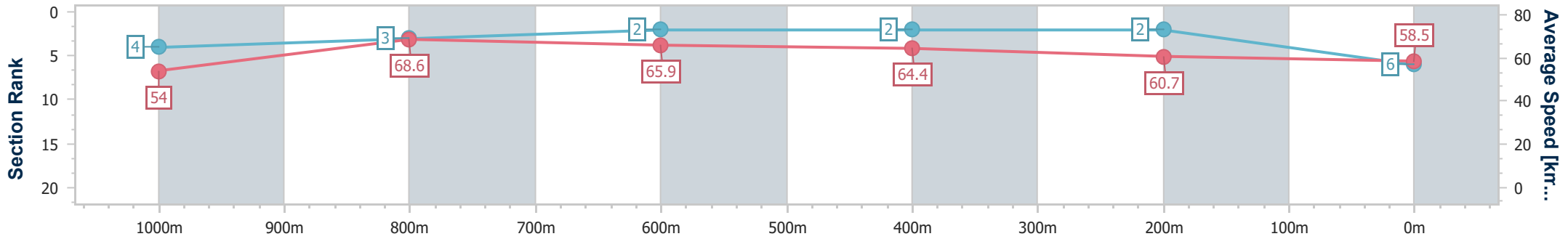
Horse/Jockey Name	Kavak
Final Rank	6
Fastest Section Time (Section)	0:10.48 (1000m)
Top Speed [km/h] (Section)	69.9 (1000m)
Race State	Finished



Ipswich QLD Professional
 Race 9: IMPERIAL RACING BENCHMARK 70 Handicap - 1200m
 15 January 2025 - 17:50
 Track Rating: Good 4, Weather: Fine, Rail Position: +6m Entire



Section	Overall	1000m	800m	600m	400m	200m
Section Times	1:10.09 [6] (0:13.35)	0:56.74 [4] (0:10.48)	0:46.26 [3] (0:10.89)	0:35.37 [2] (0:11.23)	0:24.14 [2] (0:11.84)	0:12.30 [2]
Average Speed [km/h]	54.0	68.6	65.9	64.4	60.7	58.5
Top Speed [km/h]	69.5	69.9	67.6	65.4	62.7	60.5
Avg. Dist. to Rail [m]	5.3	0.9	0.6	0.2	0.5	1.5
Avg. Stride Freq. [Hz]	2.4	2.5	2.4	2.4	2.4	2.3
Avg. Stride Length [m]	6.2	7.4	7.4	7.2	7.1	7.0



- [] Ranking at each section and finish
- .-.- No data available at this section
- NA No data available



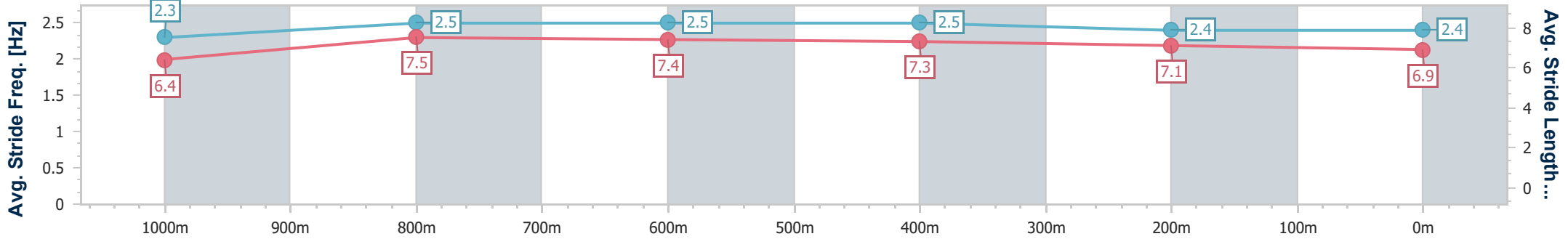
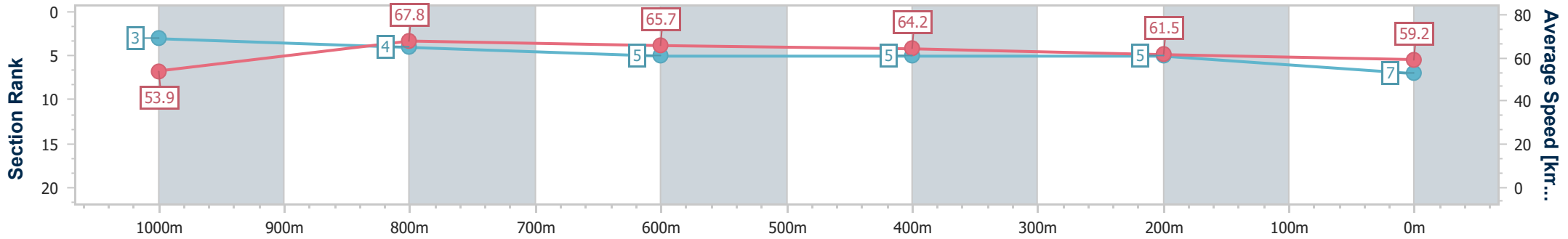
Horse/Jockey Name	Nettles
Final Rank	7
Fastest Section Time (Section)	0:10.56 (1000m)
Top Speed [km/h] (Section)	69.1 (Overall)
Race State	Finished



Ipswich QLD Professional
 Race 9: IMPERIAL RACING BENCHMARK 70 Handicap - 1200m
 15 January 2025 - 17:50
 Track Rating: Good 4, Weather: Fine, Rail Position: +6m Entire



Section	Overall	1000m	800m	600m	400m	200m
Section Times	1:10.12 [7] (0:13.34)	0:56.78 [3] (0:10.56)	0:46.22 [4] (0:10.98)	0:35.24 [5] (0:11.30)	0:23.94 [5] (0:11.75)	0:12.19 [5]
Average Speed [km/h]	53.9	67.8	65.7	64.2	61.5	59.2
Top Speed [km/h]	69.1	69.1	67.5	65.9	63.1	61.3
Avg. Dist. to Rail [m]	1.8	2.4	0.6	2.0	0.7	1.3
Avg. Stride Freq. [Hz]	2.3	2.5	2.5	2.5	2.4	2.4
Avg. Stride Length [m]	6.4	7.5	7.4	7.3	7.1	6.9



- [] Ranking at each section and finish
- .-.- No data available at this section
- NA No data available



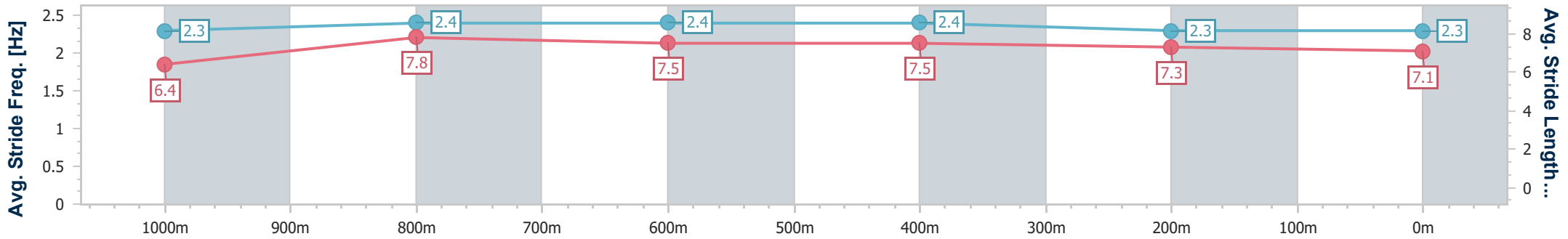
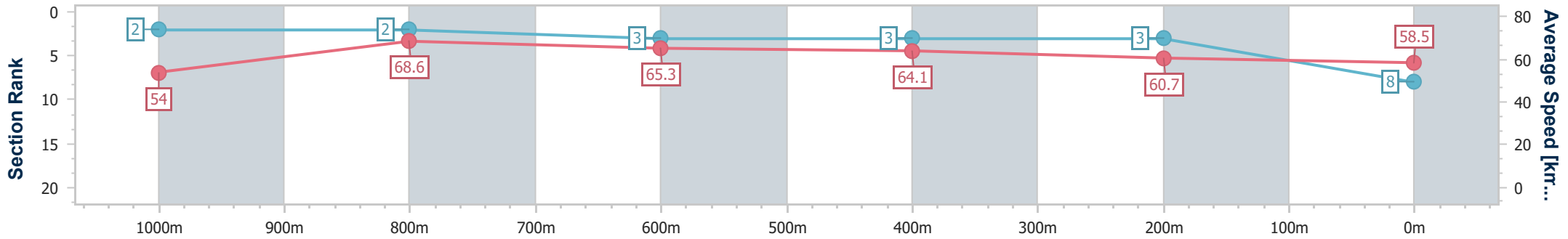
Horse/Jockey Name	Sistine Explorer
Final Rank	8
Fastest Section Time (Section)	0:10.49 (1000m)
Top Speed [km/h] (Section)	70.7 (1000m)
Race State	Finished



Ipswich QLD Professional
 Race 9: IMPERIAL RACING BENCHMARK 70 Handicap - 1200m
 15 January 2025 - 17:50
 Track Rating: Good 4, Weather: Fine, Rail Position: +6m Entire



Section	Overall	1000m	800m	600m	400m	200m
Section Times	1:10.17 [8] (0:13.34)	0:56.83 [2] (0:10.49)	0:46.34 [2] (0:10.95)	0:35.39 [3] (0:11.27)	0:24.12 [3] (0:11.81)	0:12.31 [3]
Average Speed [km/h]	54.0	68.6	65.3	64.1	60.7	58.5
Top Speed [km/h]	69.4	70.7	67.2	66.2	62.6	60.3
Avg. Dist. to Rail [m]	4.4	1.3	0.9	0.3	1.1	0.9
Avg. Stride Freq. [Hz]	2.3	2.4	2.4	2.4	2.3	2.3
Avg. Stride Length [m]	6.4	7.8	7.5	7.5	7.3	7.1



- [] Ranking at each section and finish
- .-.- No data available at this section
- NA No data available



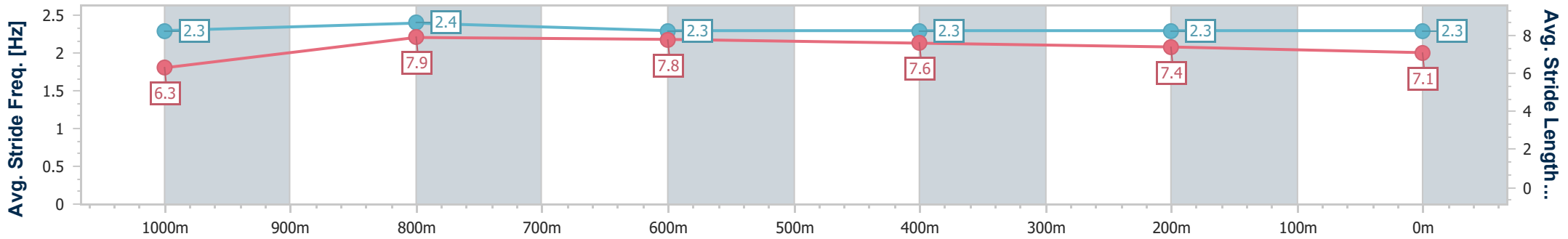
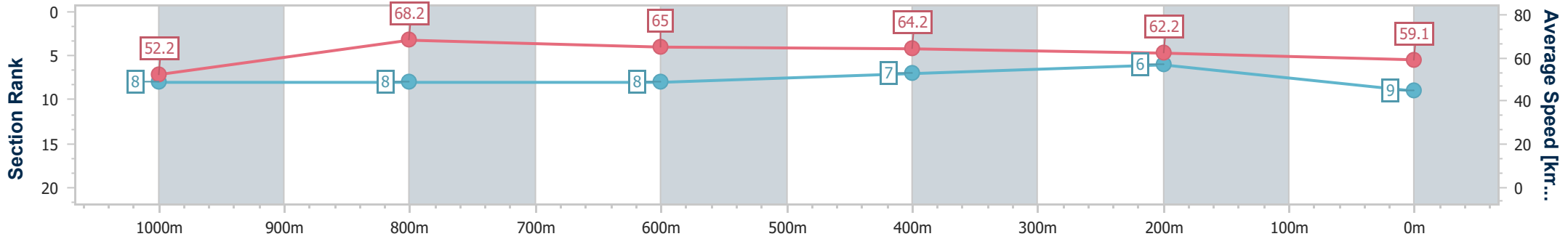
Horse/Jockey Name	Red Red Wine
Final Rank	9
Fastest Section Time (Section)	0:10.48 (1000m)
Top Speed [km/h] (Section)	70.0 (1000m)
Race State	Finished



Ipswich QLD Professional
 Race 9: IMPERIAL RACING BENCHMARK 70 Handicap - 1200m
 15 January 2025 - 17:50
 Track Rating: Good 4, Weather: Fine, Rail Position: +6m Entire



Section	Overall	1000m	800m	600m	400m	200m
Section Times	1:10.18 [9] (0:13.76)	0:56.42 [8] (0:10.48)	0:45.94 [8] (0:11.02)	0:34.92 [8] (0:11.16)	0:23.76 [7] (0:11.59)	0:12.17 [6] (0:12.17)
Average Speed [km/h]	52.2	68.2	65.0	64.2	62.2	59.1
Top Speed [km/h]	69.7	70.0	65.9	65.4	63.0	61.1
Avg. Dist. to Rail [m]	0.6	2.8	1.7	0.3	0.7	3.0
Avg. Stride Freq. [Hz]	2.3	2.4	2.3	2.3	2.3	2.3
Avg. Stride Length [m]	6.3	7.9	7.8	7.6	7.4	7.1



- [] Ranking at each section and finish
- .-.- No data available at this section
- NA No data available



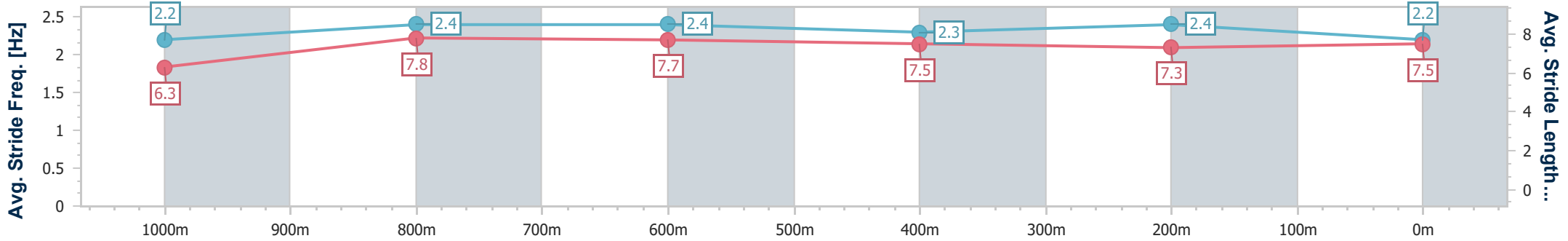
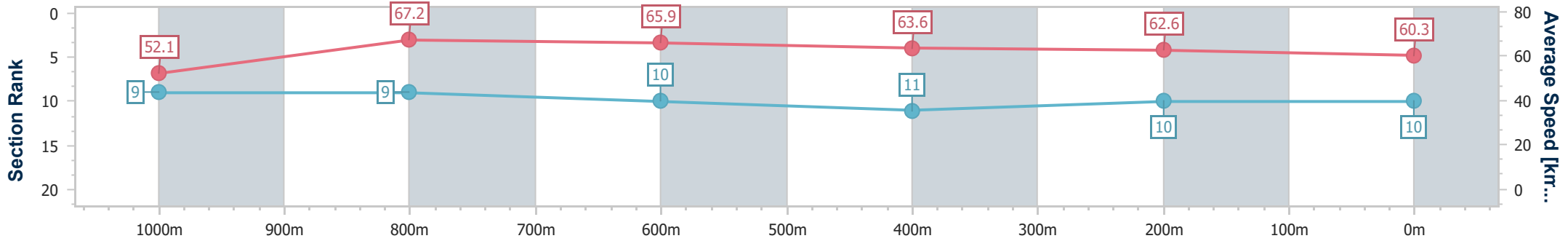
Horse/Jockey Name	Extensive
Final Rank	10
Fastest Section Time (Section)	0:10.69 (1000m)
Top Speed [km/h] (Section)	67.9 (1000m)
Race State	Finished



Ipswich QLD Professional
 Race 9: IMPERIAL RACING BENCHMARK 70 Handicap - 1200m
 15 January 2025 - 17:50
 Track Rating: Good 4, Weather: Fine, Rail Position: +6m Entire



Section	Overall	1000m	800m	600m	400m	200m
Section Times	1:10.22 [10] (0:13.85)	0:56.37 [9] (0:10.69)	0:45.68 [9] (0:10.94)	0:34.74 [10] (0:11.34)	0:23.40 [11] (0:11.43)	0:11.97 [10] (0:11.97)
Average Speed [km/h]	52.1	67.2	65.9	63.6	62.6	60.3
Top Speed [km/h]	66.1	67.9	67.7	65.4	64.7	62.3
Avg. Dist. to Rail [m]	1.0	0.7	0.2	0.4	1.4	1.5
Avg. Stride Freq. [Hz]	2.2	2.4	2.4	2.3	2.4	2.2
Avg. Stride Length [m]	6.3	7.8	7.7	7.5	7.3	7.5



- [] Ranking at each section and finish
- .-.- No data available at this section
- NA No data available



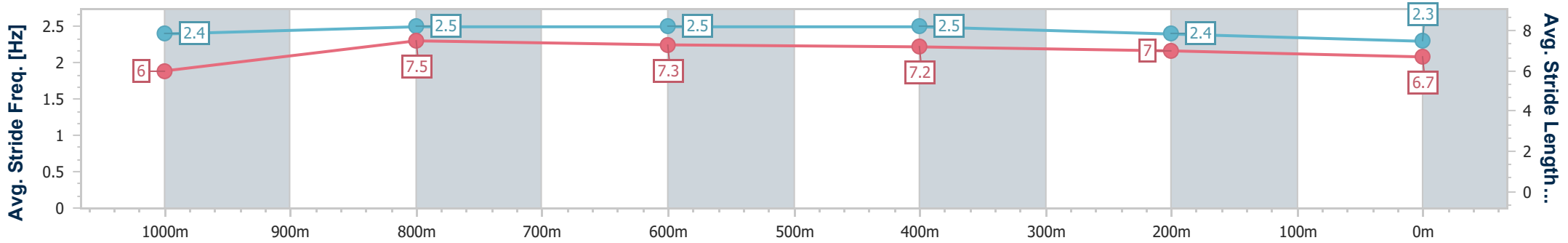
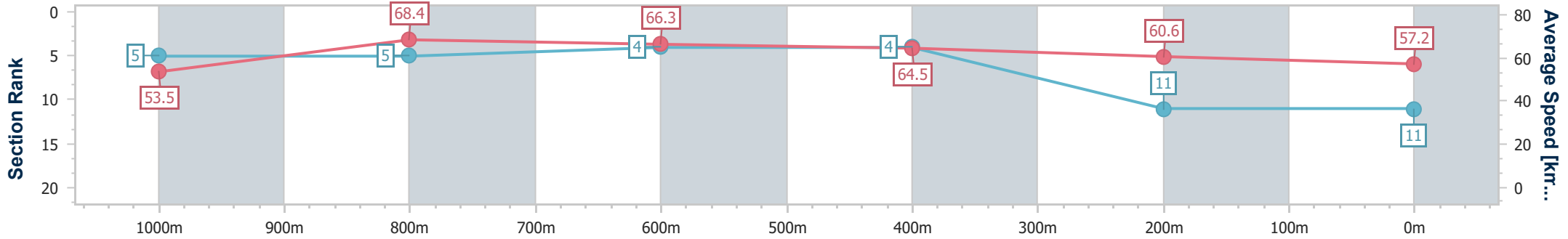
Horse/Jockey Name	Inlanda
Final Rank	11
Fastest Section Time (Section)	0:10.56 (1000m)
Top Speed [km/h] (Section)	69.2 (1000m)
Race State	Finished



Ipswich QLD Professional
 Race 9: IMPERIAL RACING BENCHMARK 70 Handicap - 1200m
 15 January 2025 - 17:50
 Track Rating: Good 4, Weather: Fine, Rail Position: +6m Entire



Section	Overall	1000m	800m	600m	400m	200m
Section Times	1:10.87 [11] (0:13.44)	0:57.43 [5] (0:10.56)	0:46.87 [5] (0:10.87)	0:36.00 [4] (0:11.30)	0:24.70 [4] (0:12.11)	0:12.59 [11] (0:12.59)
Average Speed [km/h]	53.5	68.4	66.3	64.5	60.6	57.2
Top Speed [km/h]	68.4	69.2	68.1	66.2	62.3	58.7
Avg. Dist. to Rail [m]	2.2	0.6	1.1	2.9	4.8	6.6
Avg. Stride Freq. [Hz]	2.4	2.5	2.5	2.5	2.4	2.3
Avg. Stride Length [m]	6.0	7.5	7.3	7.2	7.0	6.7



- [] Ranking at each section and finish
- .-.- No data available at this section
- NA No data available