

Ipswich QLD Professional

Race 8: BARRIER REEF POOLS Class 3 Handicap - 1350m

15 January 2025 - 17:13

Track Rating: Good 4, Weather: Fine, Rail Position: +6m Entire

Section												Last 600m				
Field Times		Overall	1200m	1000m	800m	600m	400m						0:35.21			
		(0:11.37)	(0:10.65)	(0:10.87)	(0:11.32)	(0:11.63)	(0:11.65)									
Rank	TAB	Horse/Jockey	Barrier	Top Speed [km/h]	Fastest Section											Distance Travelled [m]
1	2	CAN'T GETWHATIWANT	12	68.7	0:10.68	1:19.42 [1]	1:07.98 [3]	0:57.30 [5]	0:46.34 [4]	0:34.91 [3]	0:23.43 [2]	0:34.91				
		Justin Huxtable		1200m	1200m	(0:11.44)	(0:10.68)	(0:10.96)	(0:11.43)	(0:11.48)	(0:11.50)					
2	3	SUPER QUICK	13	67.4	0:10.88	1:19.59 [2]	1:08.19 [2]	0:57.31 [6]	0:46.23 [6]	0:34.94 [6]	0:23.50 [4]	0:34.94		+4		
		Justin Stanley		1200m	1200m	(0:11.40)	(0:10.88)	(0:11.08)	(0:11.29)	(0:11.44)	(0:11.61)					
3	5	DON'T DISS AROUND	9	66.0	0:11.07	1:19.69 [3]	1:07.73 [12]	0:56.46 [13]	0:45.39 [13]	0:34.16 [13]	0:22.90 [10]	0:34.16		+4		
		Emily Lang		1000m	1000m	(0:11.96)	(0:11.27)	(0:11.07)	(0:11.23)	(0:11.26)	(0:11.20)					
4	6	UNDER THE PALAIS	4	69.0	0:10.64	1:19.74 [4]	1:08.26 [5]	0:57.62 [4]	0:46.62 [5]	0:35.20 [4]	0:23.72 [3]	0:35.20		-2		
		Tahlia Fenlon		1200m	1200m	(0:11.48)	(0:10.64)	(0:11.00)	(0:11.42)	(0:11.48)	(0:11.71)					
5	10	ARAMINTA	11	68.2	0:10.74	1:19.77 [5]	1:08.20 [7]	0:57.46 [7]	0:46.38 [7]	0:34.88 [7]	0:23.53 [6]	0:34.88		+2		
		Siobhan Rutledge		1200m	1200m	(0:11.57)	(0:10.74)	(0:11.08)	(0:11.50)	(0:11.35)	(0:11.56)					
5	4	WEST CORK	10	69.1	0:10.54	1:19.77 [5]	1:08.24 [6]	0:57.70 [2]	0:46.87 [2]	0:35.56 [1]	0:23.93 [1]	0:35.56		-2		
		Michael Rodd		1200m	1200m	(0:11.53)	(0:10.54)	(0:10.83)	(0:11.31)	(0:11.63)	(0:11.88)					
7	11	ISLE ORNSAY	3	68.5	0:10.74	1:19.97 [7]	1:08.60 [1]	0:57.86 [3]	0:46.90 [3]	0:35.41 [5]	0:23.59 [7]	0:35.41		-1		
		Angela Jones		1200m	1200m	(0:11.37)	(0:10.74)	(0:10.96)	(0:11.49)	(0:11.82)	(0:11.69)					
8	14	NAUGHTY WORDS	1	67.6	0:10.89	1:20.13 [8]	1:08.48 [8]	0:57.59 [8]	0:46.64 [8]	0:35.16 [8]	0:23.58 [8]	0:35.16		-1		
		Robbie Dolan		1200m	1200m	(0:11.65)	(0:10.89)	(0:10.95)	(0:11.48)	(0:11.58)	(0:11.62)					
9	17	CHANCE WITH WOLVES	8	68.5	0:10.79	1:20.58 [9]	1:08.86 [10]	0:57.73 [10]	0:46.94 [9]	0:35.40 [9]	0:23.87 [9]	0:35.40		+3		
		Madeleine Wishart		1000m	1000m	(0:11.72)	(0:11.13)	(0:10.79)	(0:11.54)	(0:11.53)	(0:11.81)					
10	13	HUSSY EMPRESS	7	66.6	0:11.02	1:21.02 [10]	1:09.09 [11]	0:58.00 [12]	0:46.98 [12]	0:35.50 [12]	0:23.71 [13]	0:35.50		-1		
		Georgina Cartwright		1200m	1000m	(0:11.93)	(0:11.09)	(0:11.02)	(0:11.48)	(0:11.79)	(0:11.74)					

Scratched: Touch Of Gracie (#9), Lavoni (#12), Ocean Alps (#7), Oceans Of Energy (#1), Sujeed (#8)



Ipswich QLD Professional

Race 8: BARRIER REEF POOLS Class 3 Handicap - 1350m

15 January 2025 - 17:13



Track Rating: Good 4, Weather: Fine, Rail Position: +6m Entire

Section	Overall	1200m	1000m	800m	600m	400m	Last 600m
Field Times	1:19.42 (0:11.37)	1:08.05 (0:10.65)	0:57.40 (0:10.87)	0:46.53 (0:11.32)	0:35.21 (0:11.63)	0:23.58 (0:11.65)	0:35.21

Rank	TAB	Horse/Jockey	Barrier	Top Speed [km/h]	Fastest Section	Overall	1200m	1000m	800m	600m	400m	Last 600m	Distance Travelled [m]
11	15	SHAPIN POWER Anthony Allen	6	68.0 1200m	0:10.57 1200m	1:21.18 [11] (0:11.45)	1:09.73 [4] (0:10.57)	0:59.16 [1] (0:10.87)	0:48.29 [1] (0:11.46)	0:36.83 [2] (0:11.81)	0:25.02 [5] (0:12.32)	0:36.83	-3
12	16	NO MORE RED Jade Hampson	2	66.2 1000m	0:11.07 1000m	1:21.64 [12] (0:11.69)	1:09.95 [9] (0:11.11)	0:58.84 [9] (0:11.07)	0:47.77 [10] (0:11.56)	0:36.21 [11] (0:11.75)	0:24.46 [12] (0:12.02)	0:36.21	+2
13	18	DOWN THE BARREL Taylor Marshall	5	66.8 1000m	0:10.94 1200m	1:21.73 [13] (0:12.00)	1:09.73 [13] (0:10.94)	0:58.79 [11] (0:10.96)	0:47.83 [11] (0:11.41)	0:36.42 [10] (0:11.62)	0:24.80 [11] (0:12.05)	0:36.42	-1

Scratched: Touch Of Gracie (#9), Lavoni (#12), Ocean Alps (#7), Oceans Of Energy (#1), Sujeed (#8)

15 January 2025 - 17:13

Track Rating: Good 4, Weather: Fine, Rail Position: +6m Entire

Section				200m				Last 600m		
Field Times				0:11.93 (0:11.93)				0:35.21		
Rank	TAB	Horse/Jockey	Barrier	Top Speed [km/h]	Fastest Section	Margin			Distance Travelled [m]	
1	2	CAN'T GETWHATIWANT Justin Huxtable	12	68.7 1200m	0:10.68 1200m	0:11.93 [1] (0:11.93)	1:19.42		0:34.91	
2	3	SUPER QUICK Justin Stanley	13	67.4 1200m	0:10.88 1200m	0:11.89 [2] (0:11.89)	0.97L		0:34.94	+4
3	5	DON'T DISS AROUND Emily Lang	9	66.0 1000m	0:11.07 1000m	0:11.70 [6] (0:11.70)	1.61L		0:34.16	+4
4	6	UNDER THE PALAIS Tahlia Fenlon	4	69.0 1200m	0:10.64 1200m	0:12.01 [4] (0:12.01)	1.87L		0:35.20	-2
5	10	ARAMINTA Siobhan Rutledge	11	68.2 1200m	0:10.74 1200m	0:11.97 [5] (0:11.97)	2.05L		0:34.88	+2
5	4	WEST CORK Michael Rodd	10	69.1 1200m	0:10.54 1200m	0:12.05 [3] (0:12.05)	2.05L		0:35.56	-2
7	11	ISLE ORNSAY Angela Jones	3	68.5 1200m	0:10.74 1200m	0:11.90 [7] (0:11.90)	3.25L		0:35.41	-1
8	14	NAUGHTY WORDS Robbie Dolan	1	67.6 1200m	0:10.89 1200m	0:11.96 [8] (0:11.96)	4.19L		0:35.16	-1
9	17	CHANCE WITH WOLVES Madeleine Wishart	8	68.5 1000m	0:10.79 1000m	0:12.06 [10] (0:12.06)	6.81L		0:35.40	+3
10	13	HUSSY EMPRESS Georgina Cartwright	7	66.6 1200m	0:11.02 1000m	0:11.97 [12] (0:11.97)	9.39L		0:35.50	-1

Scratched: Touch Of Gracie (#9), Lavoni (#12), Ocean Alps (#7), Oceans Of Energy (#1), Sujeed (#8)



Ipswich QLD Professional
Race 8: BARRIER REEF POOLS Class 3 Handicap - 1350m
15 January 2025 - 17:13



Track Rating: Good 4, Weather: Fine, Rail Position: +6m Entire

Section							200m			Last 600m
Field Times							0:11.93			0:35.21
						(0:11.93)				
Rank	TAB	Horse/Jockey	Barrier	Top Speed [km/h]	Fastest Section	Margin			Distance Travelled [m]	
11	15	SHAPIN POWER	6	68.0	0:10.57	0:12.70 [9]	10.33L		0:36.83	-3
		Anthony Allen		1200m	1200m	(0:12.70)				
12	16	NO MORE RED	2	66.2	0:11.07	0:12.44 [13]	13.08L		0:36.21	+2
		Jade Hampson		1000m	1000m	(0:12.44)				
13	18	DOWN THE BARREL	5	66.8	0:10.94	0:12.75 [11]	13.61L		0:36.42	-1
		Taylor Marshall		1000m	1200m	(0:12.75)				

Scratched: Touch Of Gracie (#9), Lavoni (#12), Ocean Alps (#7), Oceans Of Energy (#1), Sujeed (#8)



Horse/Jockey Name	Can't Getwhatiwant
Final Rank	1
Fastest Section Time (Section)	0:10.68 (1200m)
Top Speed [km/h] (Section)	68.7 (1200m)
Race State	Finished



Ipswich QLD Professional

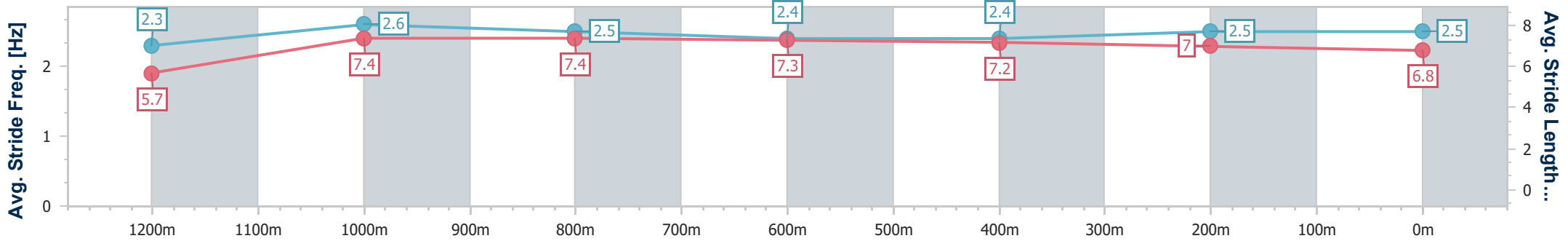
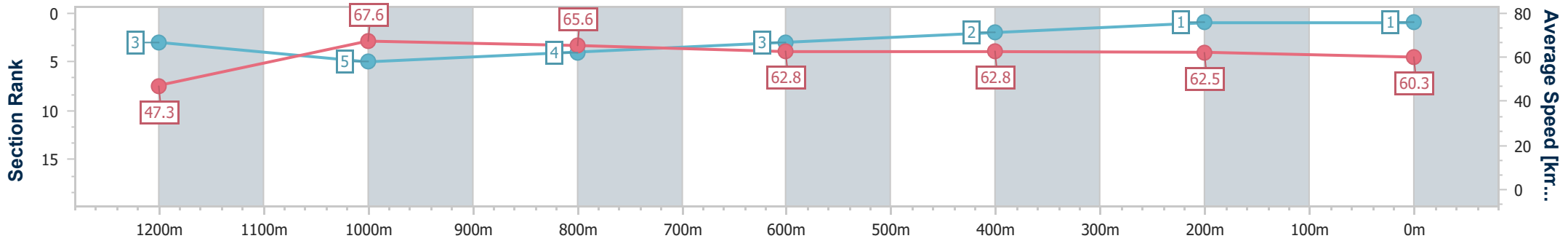
Race 8: BARRIER REEF POOLS Class 3 Handicap - 1350m

15 January 2025 - 17:13



Track Rating: Good 4, Weather: Fine, Rail Position: +6m Entire

Section	Overall	1200m	1000m	800m	600m	400m	200m
Section Times	1:19.42 [1] (0:11.44)	1:07.98 [3] (0:10.68)	0:57.30 [5] (0:10.96)	0:46.34 [4] (0:11.43)	0:34.91 [3] (0:11.48)	0:23.43 [2] (0:11.50)	0:11.93 [1] (0:11.93)
Average Speed [km/h]	47.3	67.6	65.6	62.8	62.8	62.5	60.3
Top Speed [km/h]	65.0	68.7	67.9	64.1	63.5	63.4	63.1
Avg. Dist. to Rail [m]	4.8	1.1	0.6	0.3	0.4	0.4	0.5
Avg. Stride Freq. [Hz]	2.3	2.6	2.5	2.4	2.4	2.5	2.5
Avg. Stride Length [m]	5.7	7.4	7.4	7.3	7.2	7.0	6.8



- [] Ranking at each section and finish
- .-.- No data available at this section
- NA No data available



Horse/Jockey Name	Super Quick
Final Rank	2
Fastest Section Time (Section)	0:10.88 (1200m)
Top Speed [km/h] (Section)	67.4 (1200m)
Race State	Finished



Ipswich QLD Professional

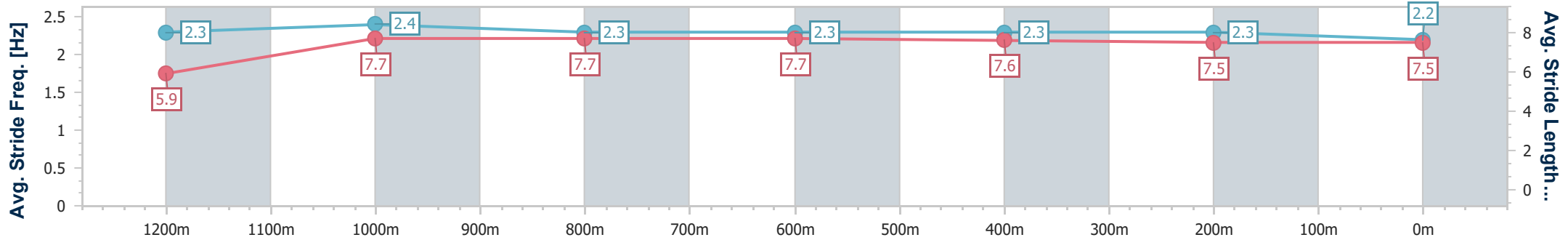
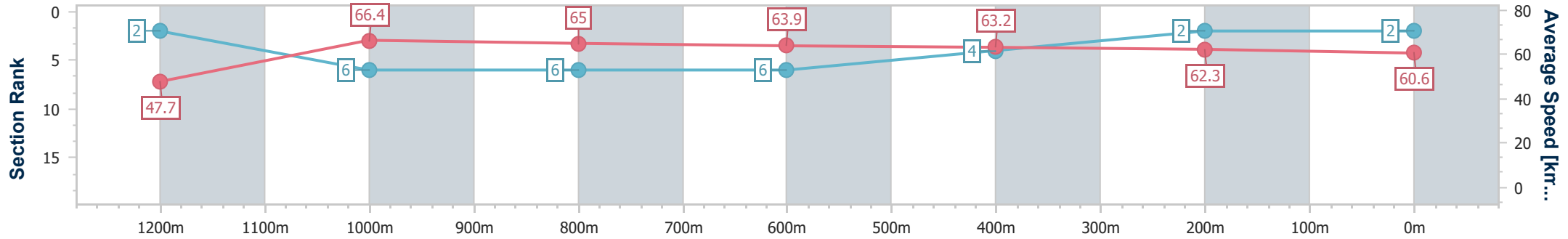
Race 8: BARRIER REEF POOLS Class 3 Handicap - 1350m

15 January 2025 - 17:13

Track Rating: Good 4, Weather: Fine, Rail Position: +6m Entire



Section	Overall	1200m	1000m	800m	600m	400m	200m
Section Times	1:19.59 [2] (0:11.40)	1:08.19 [2] (0:10.88)	0:57.31 [6] (0:11.08)	0:46.23 [6] (0:11.29)	0:34.94 [6] (0:11.44)	0:23.50 [4] (0:11.61)	0:11.89 [2] (0:11.89)
Average Speed [km/h]	47.7	66.4	65.0	63.9	63.2	62.3	60.6
Top Speed [km/h]	64.3	67.4	66.1	65.1	64.3	62.9	62.4
Avg. Dist. to Rail [m]	7.0	3.6	0.3	0.8	1.4	1.6	2.5
Avg. Stride Freq. [Hz]	2.3	2.4	2.3	2.3	2.3	2.3	2.2
Avg. Stride Length [m]	5.9	7.7	7.7	7.7	7.6	7.5	7.5



- [] Ranking at each section and finish
- .-.- No data available at this section
- NA No data available



Horse/Jockey Name	Don't Diss Around
Final Rank	3
Fastest Section Time (Section)	0:11.07 (1000m)
Top Speed [km/h] (Section)	66.0 (1000m)
Race State	Finished



Ipswich QLD Professional

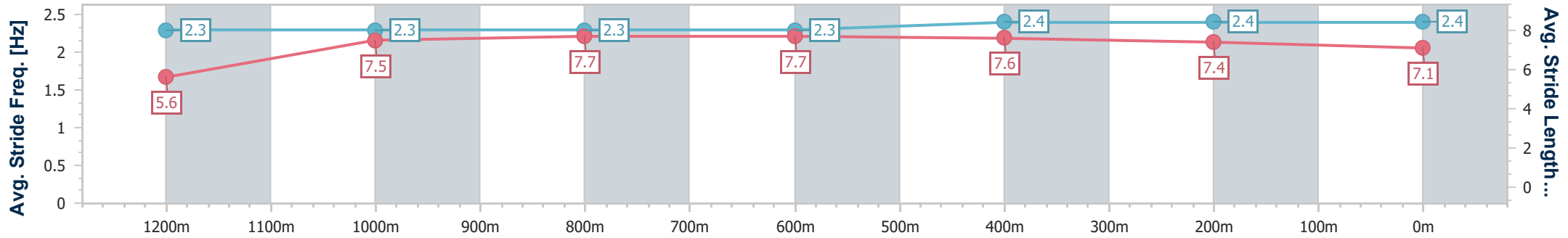
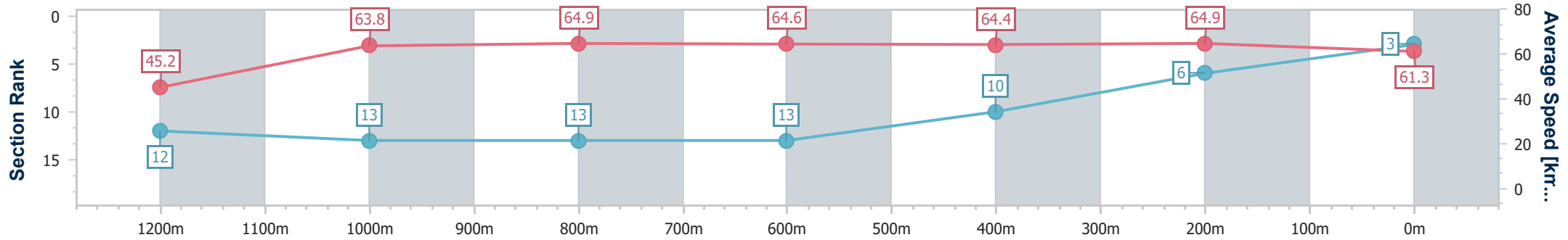
Race 8: BARRIER REEF POOLS Class 3 Handicap - 1350m

15 January 2025 - 17:13



Track Rating: Good 4, Weather: Fine, Rail Position: +6m Entire

Section	Overall	1200m	1000m	800m	600m	400m	200m
Section Times	1:19.69 [3] (0:11.96)	1:07.73 [12] (0:11.27)	0:56.46 [13] (0:11.07)	0:45.39 [13] (0:11.23)	0:34.16 [13] (0:11.26)	0:22.90 [10] (0:11.20)	0:11.70 [6] (0:11.70)
Average Speed [km/h]	45.2	63.8	64.9	64.6	64.4	64.9	61.3
Top Speed [km/h]	63.1	64.1	66.0	65.5	65.7	65.5	63.7
Avg. Dist. to Rail [m]	3.1	0.8	0.5	1.4	1.6	3.0	4.5
Avg. Stride Freq. [Hz]	2.3	2.3	2.3	2.3	2.4	2.4	2.4
Avg. Stride Length [m]	5.6	7.5	7.7	7.7	7.6	7.4	7.1



- [] Ranking at each section and finish
- .-.- No data available at this section
- NA No data available



Horse/Jockey Name	Under The Palais
Final Rank	4
Fastest Section Time (Section)	0:10.64 (1200m)
Top Speed [km/h] (Section)	69.0 (1200m)
Race State	Finished



Ipswich QLD Professional

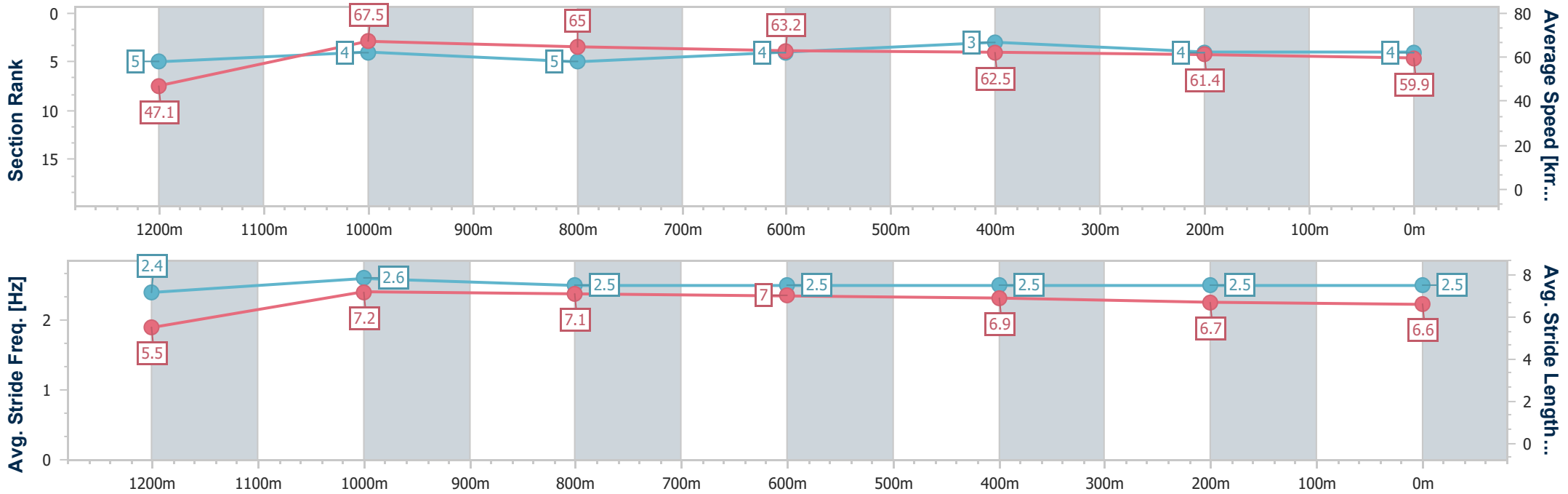
Race 8: BARRIER REEF POOLS Class 3 Handicap - 1350m

15 January 2025 - 17:13



Track Rating: Good 4, Weather: Fine, Rail Position: +6m Entire

Section	Overall	1200m	1000m	800m	600m	400m	200m
Section Times	1:19.74 [4] (0:11.48)	1:08.26 [5] (0:10.64)	0:57.62 [4] (0:11.00)	0:46.62 [5] (0:11.42)	0:35.20 [4] (0:11.48)	0:23.72 [3] (0:11.71)	0:12.01 [4] (0:12.01)
Average Speed [km/h]	47.1	67.5	65.0	63.2	62.5	61.4	59.9
Top Speed [km/h]	65.1	69.0	67.5	64.4	64.0	62.8	62.5
Avg. Dist. to Rail [m]	1.5	1.7	1.1	0.2	0.4	0.5	0.8
Avg. Stride Freq. [Hz]	2.4	2.6	2.5	2.5	2.5	2.5	2.5
Avg. Stride Length [m]	5.5	7.2	7.1	7.0	6.9	6.7	6.6



- [] Ranking at each section and finish
- .-.- No data available at this section
- NA No data available



Horse/Jockey Name	Araminta
Final Rank	5
Fastest Section Time (Section)	0:10.74 (1200m)
Top Speed [km/h] (Section)	68.2 (1200m)
Race State	Finished



Ipswich QLD Professional

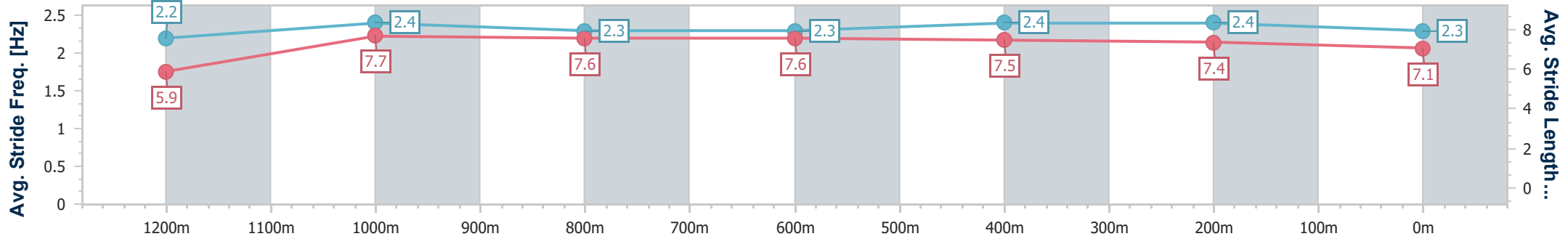
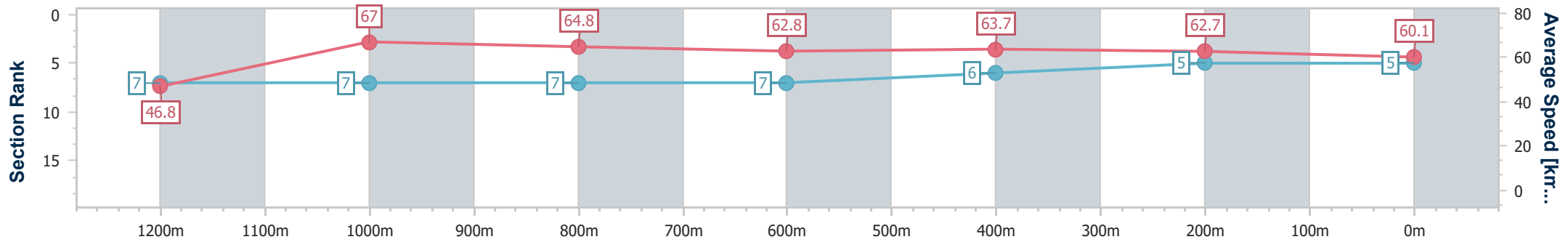
Race 8: BARRIER REEF POOLS Class 3 Handicap - 1350m

15 January 2025 - 17:13



Track Rating: Good 4, Weather: Fine, Rail Position: +6m Entire

Section	Overall	1200m	1000m	800m	600m	400m	200m
Section Times	1:19.77 [5] (0:11.57)	1:08.20 [7] (0:10.74)	0:57.46 [7] (0:11.08)	0:46.38 [7] (0:11.50)	0:34.88 [7] (0:11.35)	0:23.53 [6] (0:11.56)	0:11.97 [5] (0:11.97)
Average Speed [km/h]	46.8	67.0	64.8	62.8	63.7	62.7	60.1
Top Speed [km/h]	65.4	68.2	66.9	64.9	64.4	63.5	62.4
Avg. Dist. to Rail [m]	7.0	2.1	0.6	0.4	0.7	2.5	4.0
Avg. Stride Freq. [Hz]	2.2	2.4	2.3	2.3	2.4	2.4	2.3
Avg. Stride Length [m]	5.9	7.7	7.6	7.6	7.5	7.4	7.1



- [] Ranking at each section and finish
- .-.- No data available at this section
- NA No data available



Horse/Jockey Name	West Cork
Final Rank	5
Fastest Section Time (Section)	0:10.54 (1200m)
Top Speed [km/h] (Section)	69.1 (1200m)
Race State	Finished



Ipswich QLD Professional

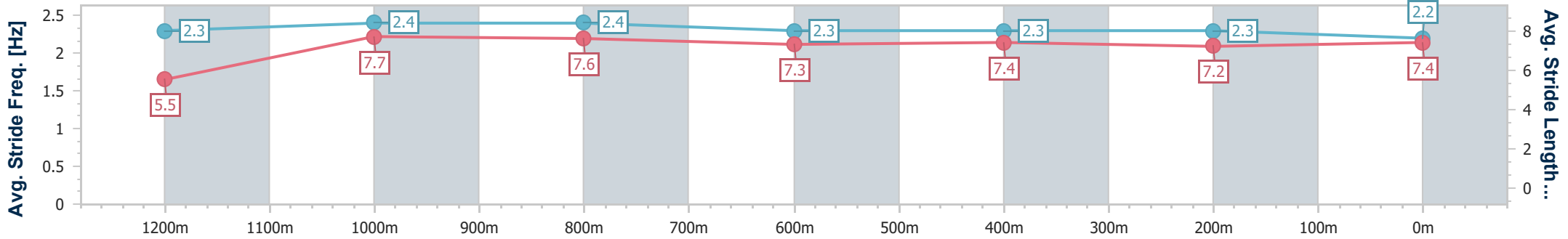
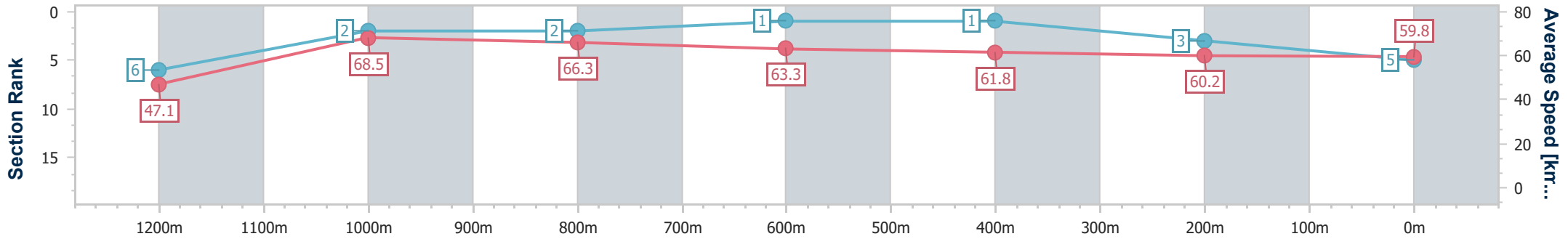
Race 8: BARRIER REEF POOLS Class 3 Handicap - 1350m

15 January 2025 - 17:13

Track Rating: Good 4, Weather: Fine, Rail Position: +6m Entire



Section	Overall	1200m	1000m	800m	600m	400m	200m
Section Times	1:19.77 [5] (0:11.53)	1:08.24 [6] (0:10.54)	0:57.70 [2] (0:10.83)	0:46.87 [2] (0:11.31)	0:35.56 [1] (0:11.63)	0:23.93 [1] (0:11.88)	0:12.05 [3]
Average Speed [km/h]	47.1	68.5	66.3	63.3	61.8	60.2	59.8
Top Speed [km/h]	67.4	69.1	68.3	64.9	62.4	61.1	61.1
Avg. Dist. to Rail [m]	4.8	2.2	0.6	1.1	1.0	0.6	0.4
Avg. Stride Freq. [Hz]	2.3	2.4	2.4	2.3	2.3	2.3	2.2
Avg. Stride Length [m]	5.5	7.7	7.6	7.3	7.4	7.2	7.4



- [] Ranking at each section and finish
- .-.- No data available at this section
- NA No data available



Horse/Jockey Name	Isle Ornsay
Final Rank	7
Fastest Section Time (Section)	0:10.74 (1200m)
Top Speed [km/h] (Section)	68.5 (1200m)
Race State	Finished



Ipswich QLD Professional

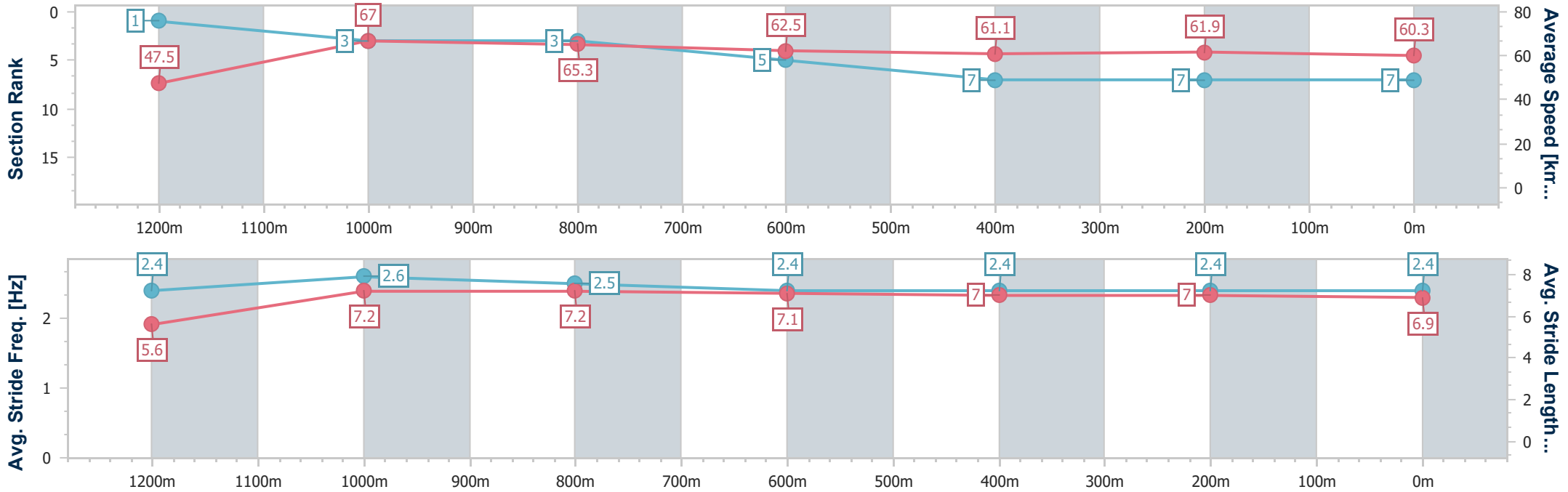
Race 8: BARRIER REEF POOLS Class 3 Handicap - 1350m

15 January 2025 - 17:13



Track Rating: Good 4, Weather: Fine, Rail Position: +6m Entire

Section	Overall	1200m	1000m	800m	600m	400m	200m
Section Times	1:19.97 [7] (0:11.37)	1:08.60 [1] (0:10.74)	0:57.86 [3] (0:10.96)	0:46.90 [3] (0:11.49)	0:35.41 [5] (0:11.82)	0:23.59 [7] (0:11.69)	0:11.90 [7] (0:11.90)
Average Speed [km/h]	47.5	67.0	65.3	62.5	61.1	61.9	60.3
Top Speed [km/h]	62.9	68.5	66.2	64.0	62.6	63.2	62.7
Avg. Dist. to Rail [m]	1.3	2.0	1.7	1.2	0.5	1.9	2.9
Avg. Stride Freq. [Hz]	2.4	2.6	2.5	2.4	2.4	2.4	2.4
Avg. Stride Length [m]	5.6	7.2	7.2	7.1	7.0	7.0	6.9



- [] Ranking at each section and finish
- .-.- No data available at this section
- NA No data available



Horse/Jockey Name	Naughty Words
Final Rank	8
Fastest Section Time (Section)	0:10.89 (1200m)
Top Speed [km/h] (Section)	67.6 (1200m)
Race State	Finished



Ipswich QLD Professional

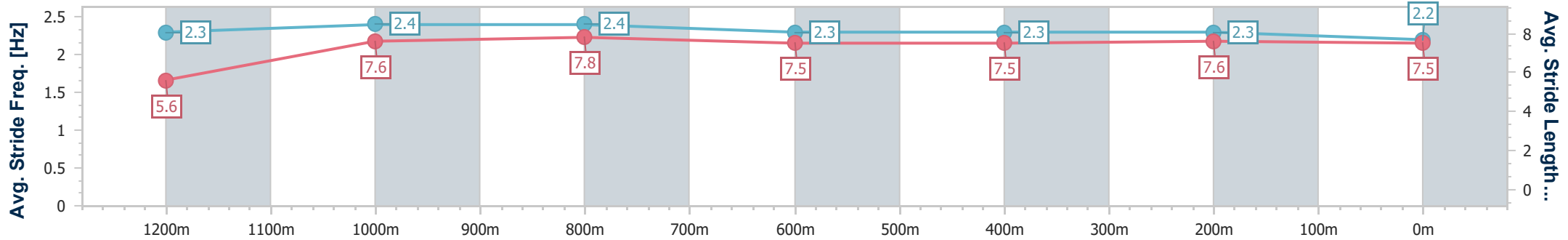
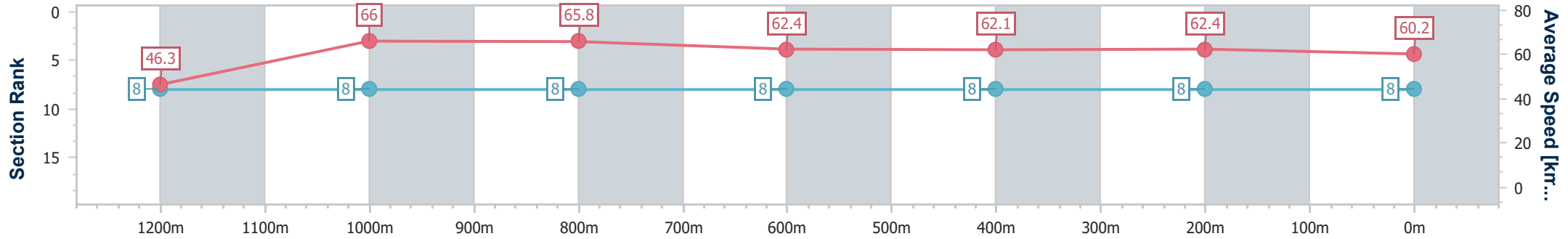
Race 8: BARRIER REEF POOLS Class 3 Handicap - 1350m

15 January 2025 - 17:13



Track Rating: Good 4, Weather: Fine, Rail Position: +6m Entire

Section	Overall	1200m	1000m	800m	600m	400m	200m
Section Times	1:20.13 [8] (0:11.65)	1:08.48 [8] (0:10.89)	0:57.59 [8] (0:10.95)	0:46.64 [8] (0:11.48)	0:35.16 [8] (0:11.58)	0:23.58 [8] (0:11.62)	0:11.96 [8] (0:11.96)
Average Speed [km/h]	46.3	66.0	65.8	62.4	62.1	62.4	60.2
Top Speed [km/h]	63.3	67.6	67.6	64.8	62.3	62.7	61.3
Avg. Dist. to Rail [m]	0.6	0.8	0.8	0.9	0.5	2.2	3.9
Avg. Stride Freq. [Hz]	2.3	2.4	2.4	2.3	2.3	2.3	2.2
Avg. Stride Length [m]	5.6	7.6	7.8	7.5	7.5	7.6	7.5



- [] Ranking at each section and finish
- .-.- No data available at this section
- NA No data available



Horse/Jockey Name	Chance With Wolves
Final Rank	9
Fastest Section Time (Section)	0:10.79 (1000m)
Top Speed [km/h] (Section)	68.5 (1000m)
Race State	Finished



Ipswich QLD Professional

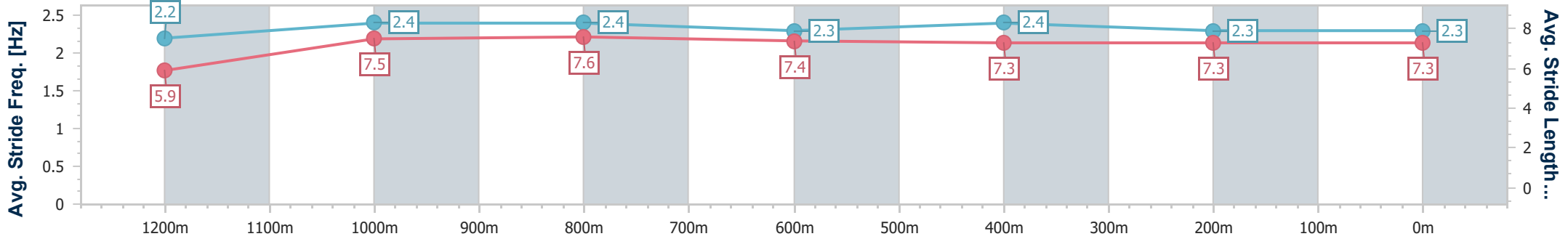
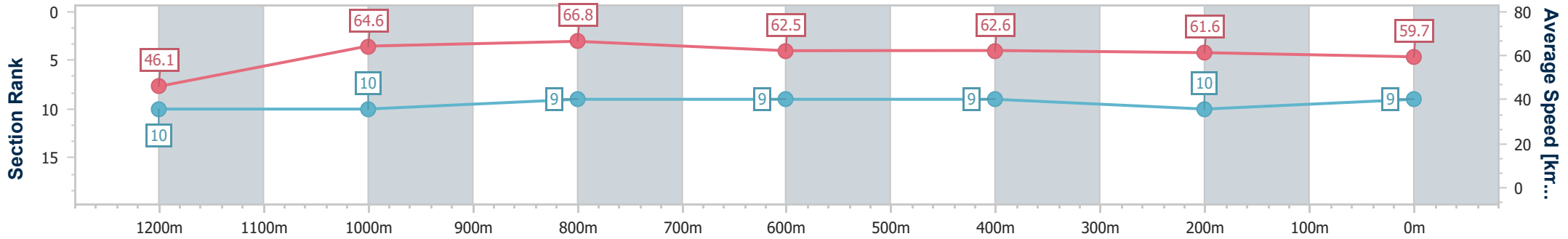
Race 8: BARRIER REEF POOLS Class 3 Handicap - 1350m

15 January 2025 - 17:13



Track Rating: Good 4, Weather: Fine, Rail Position: +6m Entire

Section	Overall	1200m	1000m	800m	600m	400m	200m
Section Times	1:20.58 [9] (0:11.72)	1:08.86 [10] (0:11.13)	0:57.73 [10] (0:10.79)	0:46.94 [9] (0:11.54)	0:35.40 [9] (0:11.53)	0:23.87 [9] (0:11.81)	0:12.06 [10] (0:12.06)
Average Speed [km/h]	46.1	64.6	66.8	62.5	62.6	61.6	59.7
Top Speed [km/h]	62.6	66.9	68.5	65.4	63.7	62.6	61.2
Avg. Dist. to Rail [m]	2.7	0.9	0.4	0.7	0.9	2.2	2.2
Avg. Stride Freq. [Hz]	2.2	2.4	2.4	2.3	2.4	2.3	2.3
Avg. Stride Length [m]	5.9	7.5	7.6	7.4	7.3	7.3	7.3



- [] Ranking at each section and finish
- .-.- No data available at this section
- NA No data available



Horse/Jockey Name	Hussy Empress
Final Rank	10
Fastest Section Time (Section)	0:11.02 (1000m)
Top Speed [km/h] (Section)	66.6 (1200m)
Race State	Finished



Ipswich QLD Professional

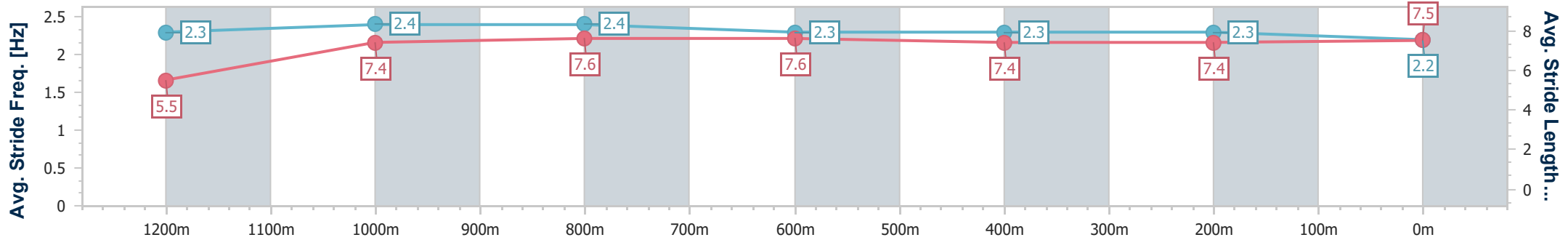
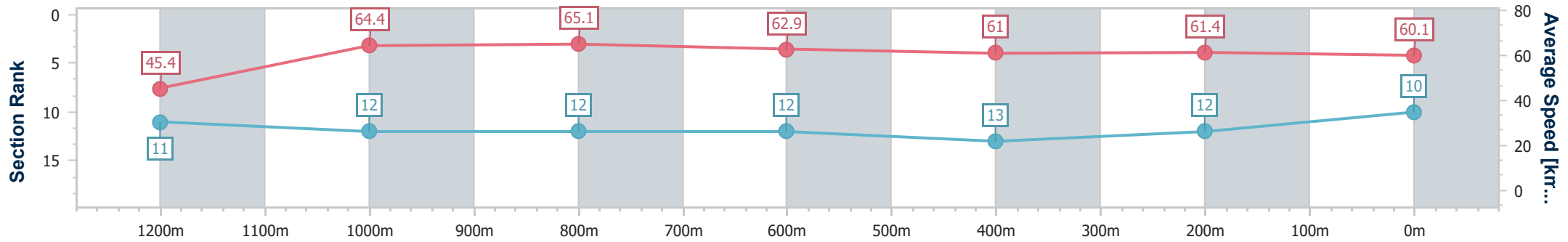
Race 8: BARRIER REEF POOLS Class 3 Handicap - 1350m

15 January 2025 - 17:13

Track Rating: Good 4, Weather: Fine, Rail Position: +6m Entire



Section	Overall	1200m	1000m	800m	600m	400m	200m
Section Times	1:21.02 [10] (0:11.93)	1:09.09 [11] (0:11.09)	0:58.00 [12] (0:11.02)	0:46.98 [12] (0:11.48)	0:35.50 [12] (0:11.79)	0:23.71 [13] (0:11.74)	0:11.97 [12] (0:11.97)
Average Speed [km/h]	45.4	64.4	65.1	62.9	61.0	61.4	60.1
Top Speed [km/h]	62.7	66.6	66.3	63.7	61.9	62.0	62.0
Avg. Dist. to Rail [m]	2.9	2.9	1.9	0.4	0.3	1.3	2.5
Avg. Stride Freq. [Hz]	2.3	2.4	2.4	2.3	2.3	2.3	2.2
Avg. Stride Length [m]	5.5	7.4	7.6	7.6	7.4	7.4	7.5



- [] Ranking at each section and finish
- .-.- No data available at this section
- NA No data available



Horse/Jockey Name	Shapin Power
Final Rank	11
Fastest Section Time (Section)	0:10.57 (1200m)
Top Speed [km/h] (Section)	68.0 (1200m)
Race State	Finished



Ipswich QLD Professional

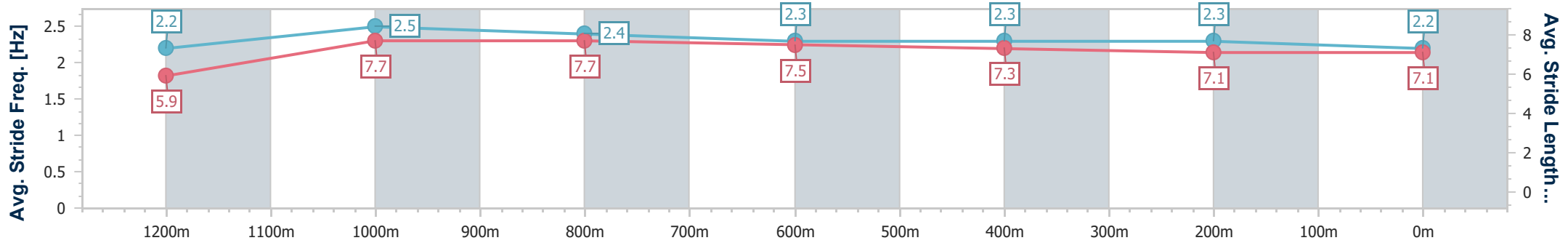
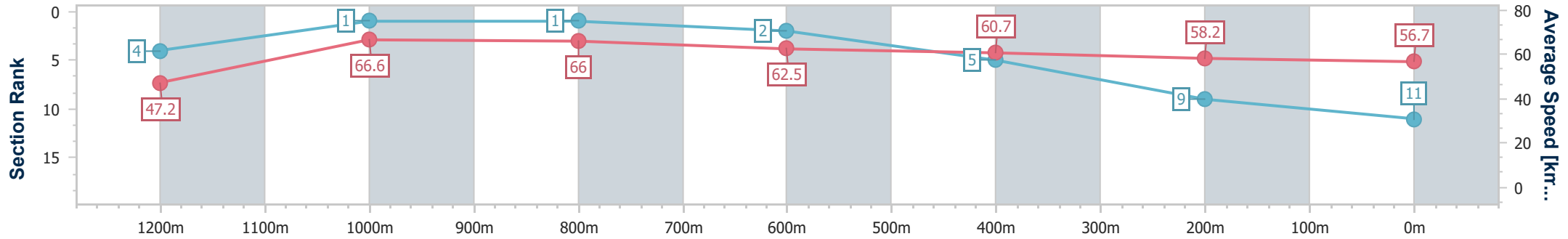
Race 8: BARRIER REEF POOLS Class 3 Handicap - 1350m

15 January 2025 - 17:13



Track Rating: Good 4, Weather: Fine, Rail Position: +6m Entire

Section	Overall	1200m	1000m	800m	600m	400m	200m
Section Times	1:21.18 [11] (0:11.45)	1:09.73 [4] (0:10.57)	0:59.16 [1] (0:10.87)	0:48.29 [1] (0:11.46)	0:36.83 [2] (0:11.81)	0:25.02 [5] (0:12.32)	0:12.70 [9] (0:12.70)
Average Speed [km/h]	47.2	66.6	66.0	62.5	60.7	58.2	56.7
Top Speed [km/h]	65.7	68.0	67.5	63.6	61.7	60.0	58.1
Avg. Dist. to Rail [m]	2.1	1.3	1.3	1.4	0.8	0.5	0.9
Avg. Stride Freq. [Hz]	2.2	2.5	2.4	2.3	2.3	2.3	2.2
Avg. Stride Length [m]	5.9	7.7	7.7	7.5	7.3	7.1	7.1



- [] Ranking at each section and finish
- .-.- No data available at this section
- NA No data available



Horse/Jockey Name	No More Red
Final Rank	12
Fastest Section Time (Section)	0:11.07 (1000m)
Top Speed [km/h] (Section)	66.2 (1000m)
Race State	Finished



Ipswich QLD Professional

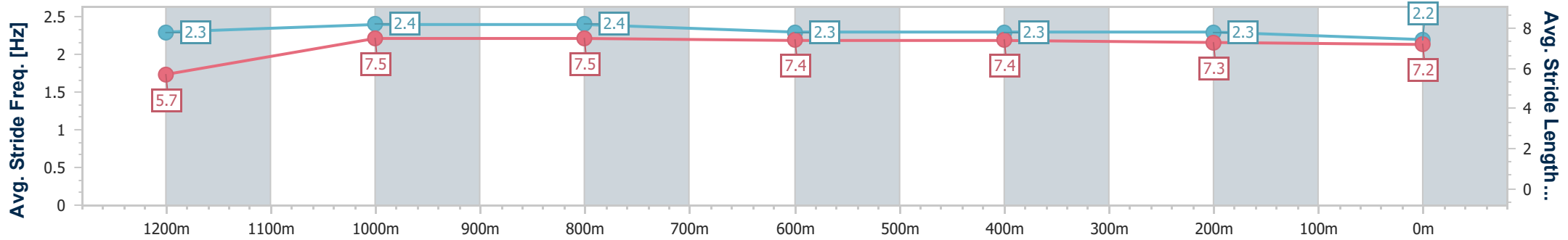
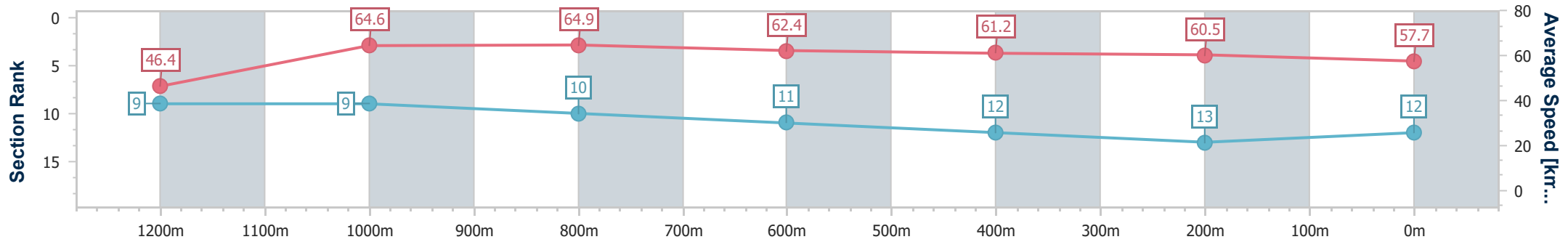
Race 8: BARRIER REEF POOLS Class 3 Handicap - 1350m

15 January 2025 - 17:13

Track Rating: Good 4, Weather: Fine, Rail Position: +6m Entire



Section	Overall	1200m	1000m	800m	600m	400m	200m
Section Times	1:21.64 [12] (0:11.69)	1:09.95 [9] (0:11.11)	0:58.84 [9] (0:11.07)	0:47.77 [10] (0:11.56)	0:36.21 [11] (0:11.75)	0:24.46 [12] (0:12.02)	0:12.44 [13] (0:12.44)
Average Speed [km/h]	46.4	64.6	64.9	62.4	61.2	60.5	57.7
Top Speed [km/h]	63.1	65.8	66.2	64.3	62.0	60.9	60.5
Avg. Dist. to Rail [m]	1.6	0.8	0.8	0.4	0.7	2.7	3.9
Avg. Stride Freq. [Hz]	2.3	2.4	2.4	2.3	2.3	2.3	2.2
Avg. Stride Length [m]	5.7	7.5	7.5	7.4	7.4	7.3	7.2



- [] Ranking at each section and finish
- .-.- No data available at this section
- NA No data available



Horse/Jockey Name	Down The Barrel
Final Rank	13
Fastest Section Time (Section)	0:10.94 (1200m)
Top Speed [km/h] (Section)	66.8 (1000m)
Race State	Finished



Ipswich QLD Professional

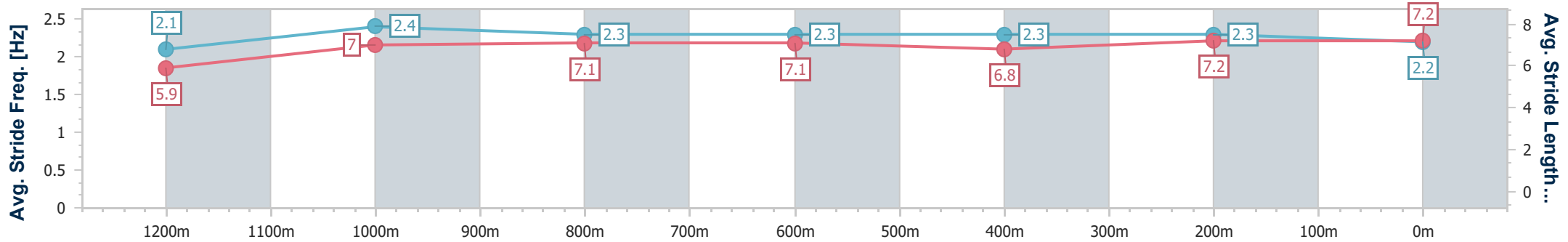
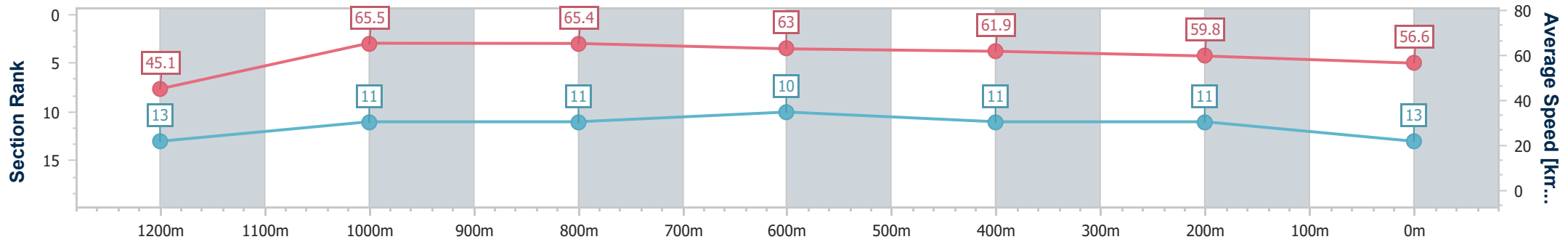
Race 8: BARRIER REEF POOLS Class 3 Handicap - 1350m

15 January 2025 - 17:13



Track Rating: Good 4, Weather: Fine, Rail Position: +6m Entire

Section	Overall	1200m	1000m	800m	600m	400m	200m
Section Times	1:21.73 [13] (0:12.00)	1:09.73 [13] (0:10.94)	0:58.79 [11] (0:10.96)	0:47.83 [11] (0:11.41)	0:36.42 [10] (0:11.62)	0:24.80 [11] (0:12.05)	0:12.75 [11] (0:12.75)
Average Speed [km/h]	45.1	65.5	65.4	63.0	61.9	59.8	56.6
Top Speed [km/h]	63.8	66.5	66.8	64.8	62.2	61.3	59.3
Avg. Dist. to Rail [m]	1.6	1.6	1.6	0.6	0.3	0.7	0.7
Avg. Stride Freq. [Hz]	2.1	2.4	2.3	2.3	2.3	2.3	2.2
Avg. Stride Length [m]	5.9	7.0	7.1	7.1	6.8	7.2	7.2



- [] Ranking at each section and finish
- .-.- No data available at this section
- NA No data available