



Ipswich QLD Professional

Race 5: IPSWICH PARTY HIRE OPEN Handicap - 1100m

15 January 2025 - 15:23



Track Rating: Good 4, Weather: Fine, Rail Position: +6m Entire

Section		Overall	1000m	800m	600m	400m	200m	Last 600m					
Field Times		1:03.83 (0:08.42)	0:55.41 (0:10.83)	0:44.58 (0:10.98)	0:33.60 (0:11.23)	0:22.37 (0:11.26)	0:11.11 (0:11.11)	0:33.60					
Rank	TAB Horse/Jockey	Barrier	Top Speed [km/h]	Fastest Section	Margin							Distance Travelled [m]	
1	2 SINAWANN James Orman	3	68.0 200m	0:08.53 Overall	1:03.83 [1] (0:08.53)	0:55.30 [2] (0:11.06)	0:44.24 [4] (0:11.10)	0:33.14 [4] (0:11.18)	0:21.96 [3] (0:10.89)	0:11.07 [3] (0:11.07)	1:03.83	0:33.14	
2	9 LIGHT OF BOOM Emily Lang	2	67.7 400m	0:08.73 Overall	1:03.84 [2] (0:08.73)	0:55.11 [7] (0:11.02)	0:44.09 [6] (0:11.08)	0:33.01 [6] (0:11.07)	0:21.94 [5] (0:10.93)	0:11.01 [4] (0:11.01)	0.06L	0:33.01	+0
3	4 OVIDIUS Justin Huxtable	6	67.4 1000m	0:08.54 Overall	1:03.94 [3] (0:08.54)	0:55.40 [3] (0:10.82)	0:44.58 [2] (0:11.02)	0:33.56 [2] (0:11.26)	0:22.30 [2] (0:11.10)	0:11.20 [2] (0:11.20)	0.62L	0:33.56	-1
4	3 HARDWARE LANE Boris Thornton	7	67.7 200m	0:08.68 Overall	1:04.05 [4] (0:08.68)	0:55.37 [6] (0:11.17)	0:44.20 [7] (0:11.09)	0:33.11 [7] (0:11.20)	0:21.91 [7] (0:10.84)	0:11.07 [5] (0:11.07)	1.3L	0:33.11	+2
5	8 KOTE Damien Thornton	4	67.0 1000m	0:08.42 Overall	1:04.29 [5] (0:08.42)	0:55.87 [1] (0:10.83)	0:45.04 [1] (0:10.98)	0:34.06 [1] (0:11.23)	0:22.83 [1] (0:11.26)	0:11.57 [1] (0:11.57)	2.67L	0:34.06	-4
6	1 AT WITZ END Paul Hamblin	1	66.1 1000m	0:08.65 Overall	1:04.63 [6] (0:08.65)	0:55.98 [5] (0:11.01)	0:44.97 [5] (0:11.11)	0:33.86 [5] (0:11.11)	0:22.75 [4] (0:11.16)	0:11.59 [6] (0:11.59)	4.68L	0:33.86	-4
7	10 VOULAIT Georgina Cartwright	5	67.1 1000m	0:08.61 Overall	1:05.02 [7] (0:08.61)	0:56.41 [4] (0:10.98)	0:45.43 [3] (0:11.08)	0:34.35 [3] (0:11.23)	0:23.12 [6] (0:11.35)	0:11.77 [7] (0:11.77)	6.98L	0:34.35	+5

Scratched: Bring Me Kash (#5), Bugalugs (#6), Kavak (#7), Stanislaus (#11)

[] Ranking at each section and finish
 -:-:- No data available at this section
 NA No data available

SCN Saddle cloth number
 DNF Did not finish
 DNT Did not track



Horse/Jockey Name	Sinawann
Final Rank	1
Fastest Section Time (Section)	0:08.53 (Overall)
Top Speed [km/h] (Section)	68.0 (200m)
Race State	Finished



Ipswich QLD Professional

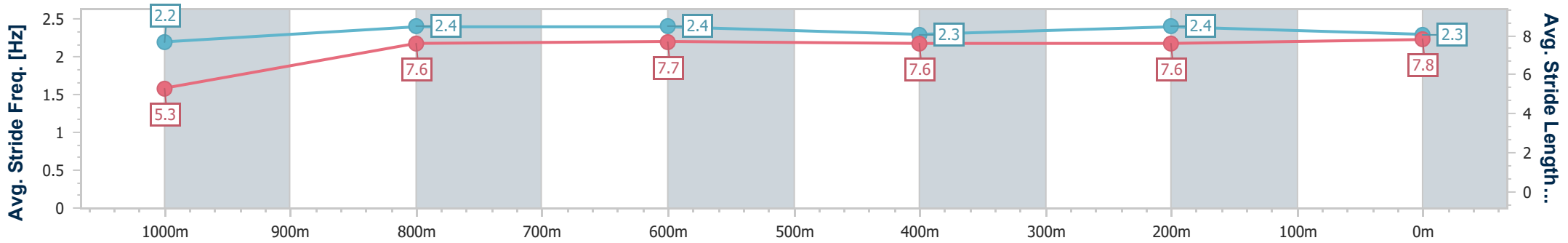
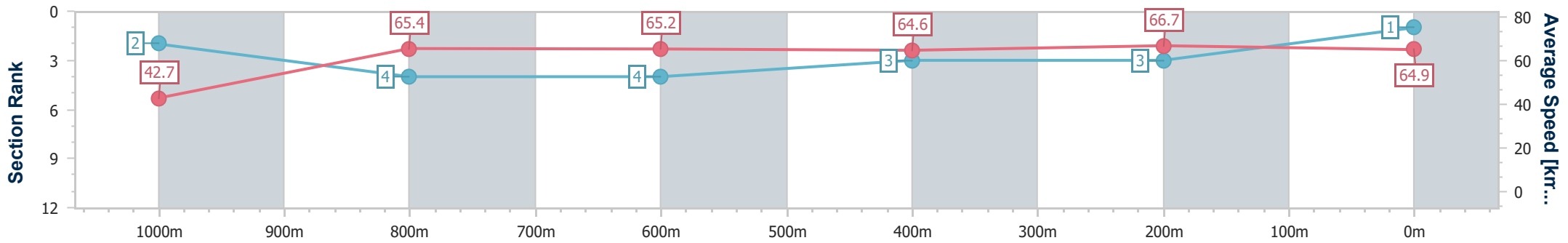
Race 5: IPSWICH PARTY HIRE OPEN Handicap - 1100m

15 January 2025 - 15:23



Track Rating: Good 4, Weather: Fine, Rail Position: +6m Entire

Section	Overall	1000m	800m	600m	400m	200m
Section Times	1:03.83 [1] (0:08.53)	0:55.30 [2] (0:11.06)	0:44.24 [4] (0:11.10)	0:33.14 [4] (0:11.18)	0:21.96 [3] (0:10.89)	0:11.07 [3] (0:11.07)
Average Speed [km/h]	42.7	65.4	65.2	64.6	66.7	64.9
Top Speed [km/h]	44.9	66.4	66.9	66.3	67.8	68.0
Avg. Dist. to Rail [m]	2.7	1.4	1.0	1.2	2.3	2.1
Avg. Stride Freq. [Hz]	2.2	2.4	2.4	2.3	2.4	2.3
Avg. Stride Length [m]	5.3	7.6	7.7	7.6	7.6	7.8



- [] Ranking at each section and finish
- .-.- No data available at this section
- NA No data available



Horse/Jockey Name	Light Of Boom
Final Rank	2
Fastest Section Time (Section)	0:08.73 (Overall)
Top Speed [km/h] (Section)	67.7 (400m)
Race State	Finished



Ipswich QLD Professional

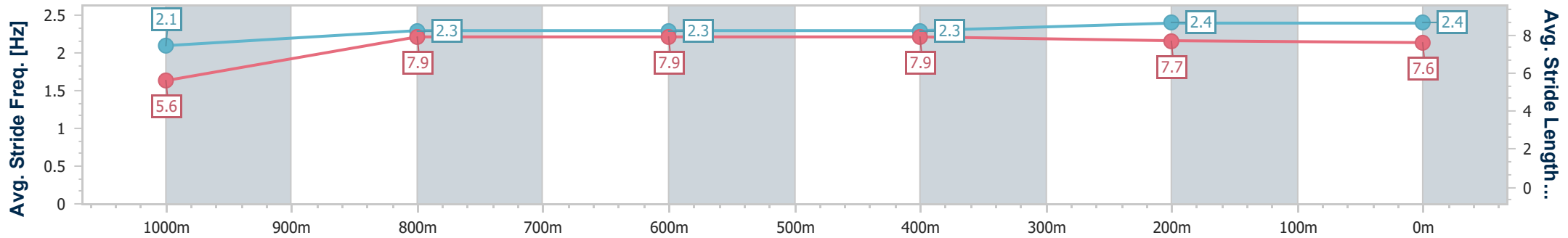
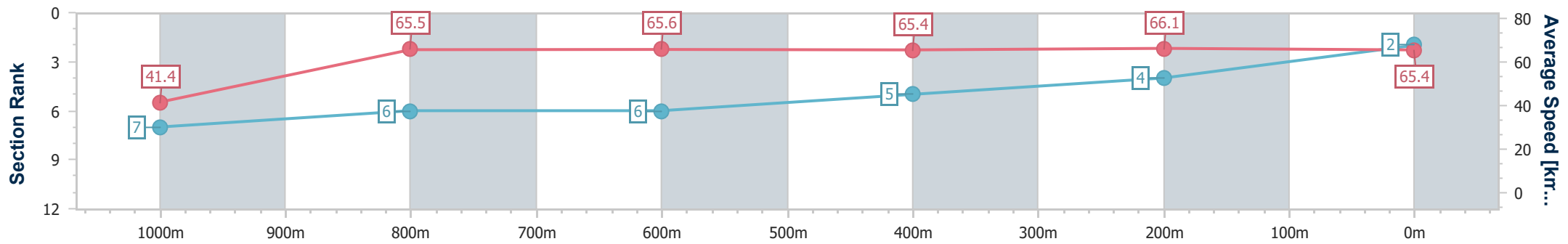
Race 5: IPSWICH PARTY HIRE OPEN Handicap - 1100m

15 January 2025 - 15:23



Track Rating: Good 4, Weather: Fine, Rail Position: +6m Entire

Section	Overall	1000m	800m	600m	400m	200m
Section Times	1:03.84 [2] (0:08.73)	0:55.11 [7] (0:11.02)	0:44.09 [6] (0:11.08)	0:33.01 [6] (0:11.07)	0:21.94 [5] (0:10.93)	0:11.01 [4]
Average Speed [km/h]	41.4	65.5	65.6	65.4	66.1	65.4
Top Speed [km/h]	62.5	66.5	65.7	65.8	67.7	67.0
Avg. Dist. to Rail [m]	3.0	1.9	1.5	1.6	2.5	4.2
Avg. Stride Freq. [Hz]	2.1	2.3	2.3	2.3	2.4	2.4
Avg. Stride Length [m]	5.6	7.9	7.9	7.9	7.7	7.6



- [] Ranking at each section and finish
- .-.-.- No data available at this section
- NA No data available



Horse/Jockey Name	Ovidius
Final Rank	3
Fastest Section Time (Section)	0:08.54 (Overall)
Top Speed [km/h] (Section)	67.4 (1000m)
Race State	Finished



Ipswich QLD Professional

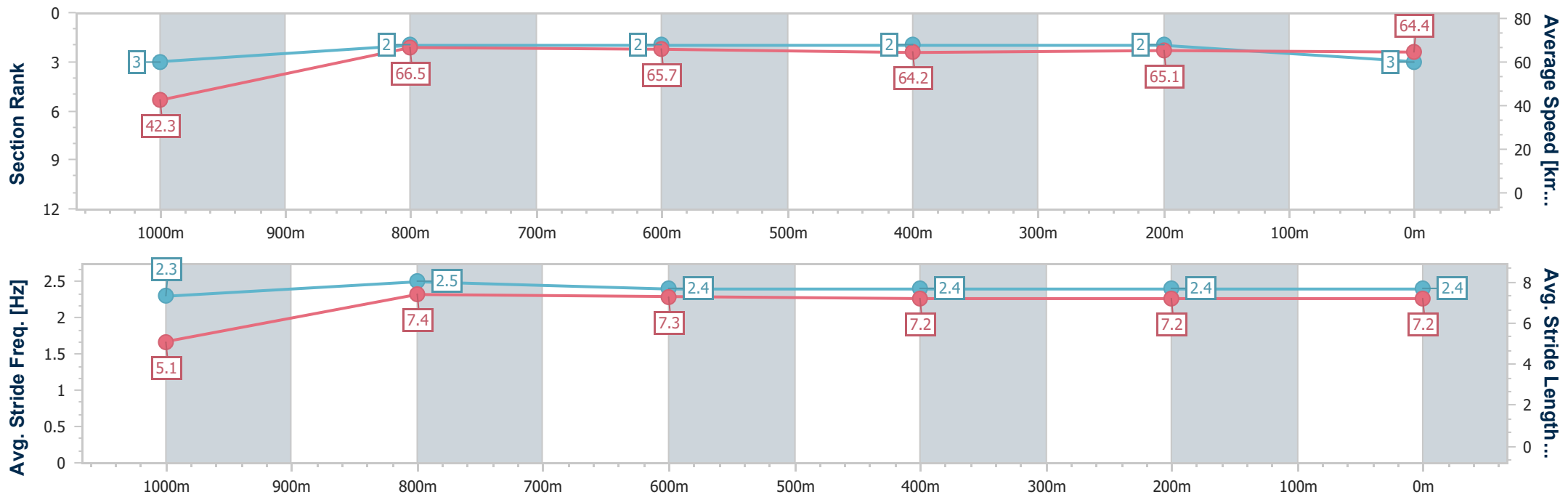
Race 5: IPSWICH PARTY HIRE OPEN Handicap - 1100m

15 January 2025 - 15:23



Track Rating: Good 4, Weather: Fine, Rail Position: +6m Entire

Section	Overall	1000m	800m	600m	400m	200m
Section Times	1:03.94 [3] (0:08.54)	0:55.40 [3] (0:10.82)	0:44.58 [2] (0:11.02)	0:33.56 [2] (0:11.26)	0:22.30 [2] (0:11.10)	0:11.20 [2] (0:11.20)
Average Speed [km/h]	42.3	66.5	65.7	64.2	65.1	64.4
Top Speed [km/h]	63.9	67.4	66.3	65.1	66.4	66.4
Avg. Dist. to Rail [m]	5.3	1.5	0.9	1.3	1.6	1.7
Avg. Stride Freq. [Hz]	2.3	2.5	2.4	2.4	2.4	2.4
Avg. Stride Length [m]	5.1	7.4	7.3	7.2	7.2	7.2



- [] Ranking at each section and finish
- .-.- No data available at this section
- NA No data available



Horse/Jockey Name	Hardware Lane
Final Rank	4
Fastest Section Time (Section)	0:08.68 (Overall)
Top Speed [km/h] (Section)	67.7 (200m)
Race State	Finished



Ipswich QLD Professional

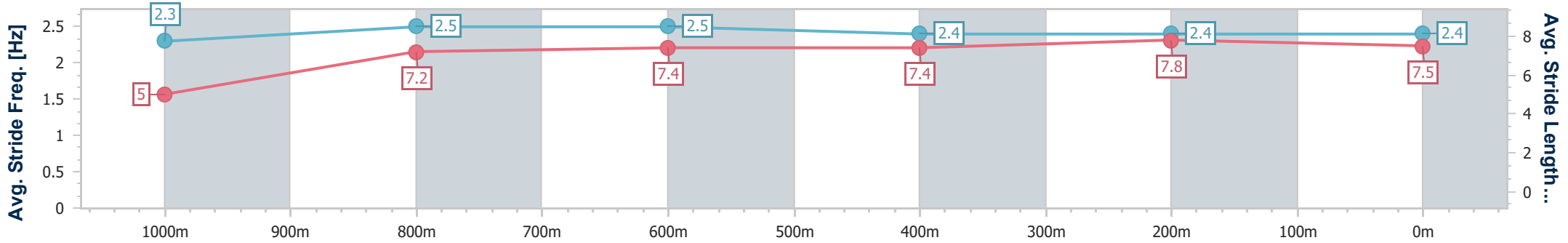
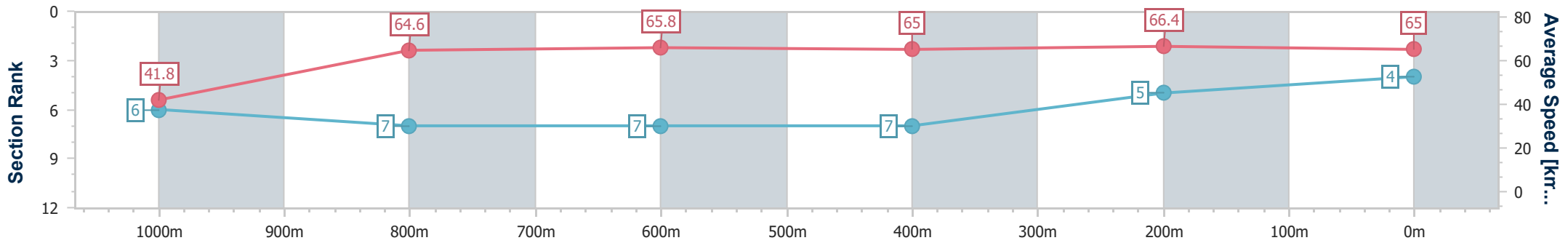
Race 5: IPSWICH PARTY HIRE OPEN Handicap - 1100m

15 January 2025 - 15:23



Track Rating: Good 4, Weather: Fine, Rail Position: +6m Entire

Section	Overall	1000m	800m	600m	400m	200m
Section Times	1:04.05 [4] (0:08.68)	0:55.37 [6] (0:11.17)	0:44.20 [7] (0:11.09)	0:33.11 [7] (0:11.20)	0:21.91 [7] (0:10.84)	0:11.07 [5] (0:11.07)
Average Speed [km/h]	41.8	64.6	65.8	65.0	66.4	65.0
Top Speed [km/h]	60.6	66.5	66.9	66.4	67.1	67.7
Avg. Dist. to Rail [m]	7.3	1.7	3.4	3.3	0.7	0.8
Avg. Stride Freq. [Hz]	2.3	2.5	2.5	2.4	2.4	2.4
Avg. Stride Length [m]	5.0	7.2	7.4	7.4	7.8	7.5



- [] Ranking at each section and finish
- .-.- No data available at this section
- NA No data available



Horse/Jockey Name	Kote
Final Rank	5
Fastest Section Time (Section)	0:08.42 (Overall)
Top Speed [km/h] (Section)	67.0 (1000m)
Race State	Finished



Ipswich QLD Professional

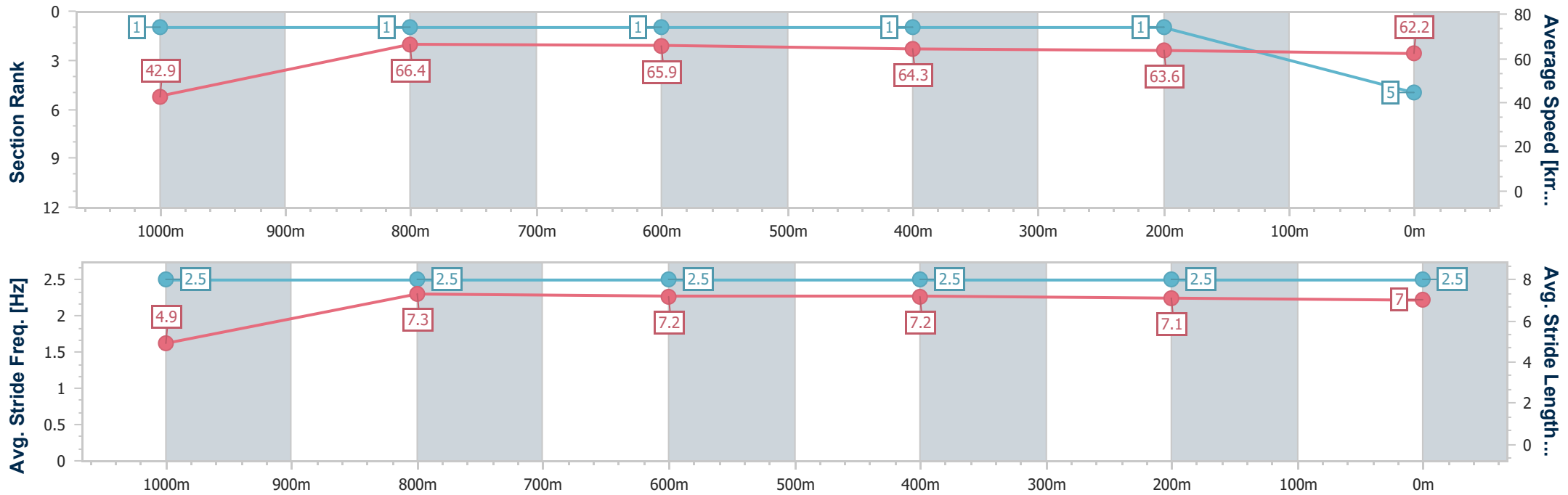
Race 5: IPSWICH PARTY HIRE OPEN Handicap - 1100m

15 January 2025 - 15:23



Track Rating: Good 4, Weather: Fine, Rail Position: +6m Entire

Section	Overall	1000m	800m	600m	400m	200m
Section Times	1:04.29 [5] (0:08.42)	0:55.87 [1] (0:10.83)	0:45.04 [1] (0:10.98)	0:34.06 [1] (0:11.23)	0:22.83 [1] (0:11.26)	0:11.57 [1] (0:11.57)
Average Speed [km/h]	42.9	66.4	65.9	64.3	63.6	62.2
Top Speed [km/h]	64.6	67.0	66.5	65.6	65.3	64.9
Avg. Dist. to Rail [m]	3.2	0.9	0.9	0.6	1.2	1.5
Avg. Stride Freq. [Hz]	2.5	2.5	2.5	2.5	2.5	2.5
Avg. Stride Length [m]	4.9	7.3	7.2	7.2	7.1	7.0



- [] Ranking at each section and finish
- .-.- No data available at this section
- NA No data available



Horse/Jockey Name	At Witz End
Final Rank	6
Fastest Section Time (Section)	0:08.65 (Overall)
Top Speed [km/h] (Section)	66.1 (1000m)
Race State	Finished



Ipswich QLD Professional

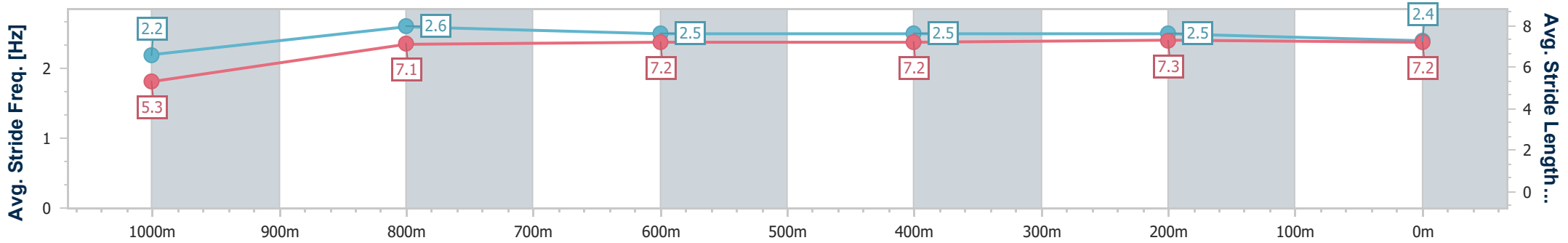
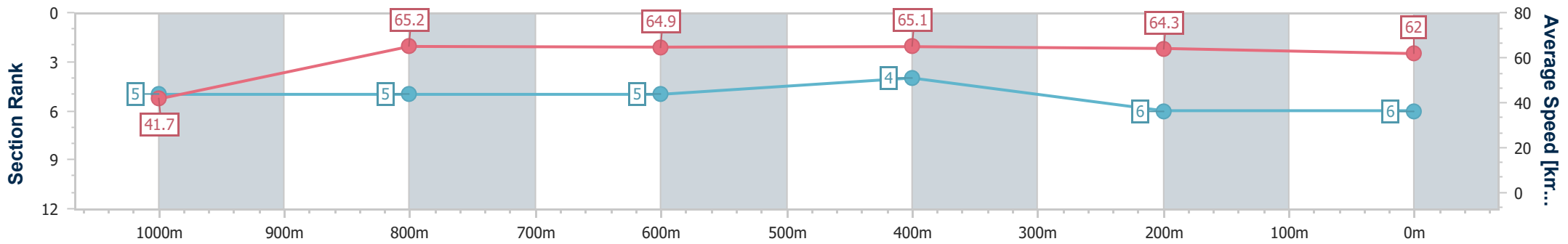
Race 5: IPSWICH PARTY HIRE OPEN Handicap - 1100m

15 January 2025 - 15:23



Track Rating: Good 4, Weather: Fine, Rail Position: +6m Entire

Section	Overall	1000m	800m	600m	400m	200m
Section Times	1:04.63 [6] (0:08.65)	0:55.98 [5] (0:11.01)	0:44.97 [5] (0:11.11)	0:33.86 [5] (0:11.11)	0:22.75 [4] (0:11.16)	0:11.59 [6] (0:11.59)
Average Speed [km/h]	41.7	65.2	64.9	65.1	64.3	62.0
Top Speed [km/h]	61.9	66.1	65.2	65.4	65.1	64.1
Avg. Dist. to Rail [m]	0.5	0.5	0.3	0.4	0.5	0.3
Avg. Stride Freq. [Hz]	2.2	2.6	2.5	2.5	2.5	2.4
Avg. Stride Length [m]	5.3	7.1	7.2	7.2	7.3	7.2



- [] Ranking at each section and finish
- .-.- No data available at this section
- NA No data available



Horse/Jockey Name	Voulait
Final Rank	7
Fastest Section Time (Section)	0:08.61 (Overall)
Top Speed [km/h] (Section)	67.1 (1000m)
Race State	Finished



Ipswich QLD Professional

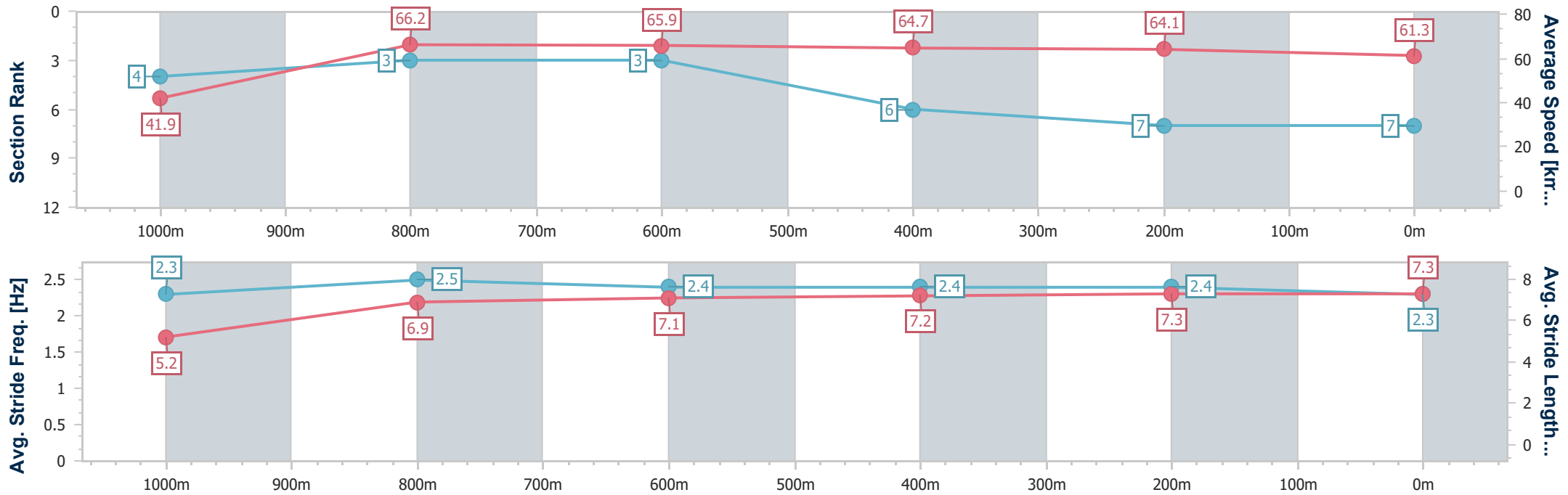
Race 5: IPSWICH PARTY HIRE OPEN Handicap - 1100m

15 January 2025 - 15:23



Track Rating: Good 4, Weather: Fine, Rail Position: +6m Entire

Section	Overall	1000m	800m	600m	400m	200m
Section Times	1:05.02 [7] (0:08.61)	0:56.41 [4] (0:10.98)	0:45.43 [3] (0:11.08)	0:34.35 [3] (0:11.23)	0:23.12 [6] (0:11.35)	0:11.77 [7] (0:11.77)
Average Speed [km/h]	41.9	66.2	65.9	64.7	64.1	61.3
Top Speed [km/h]	62.9	67.1	66.2	65.2	65.0	63.7
Avg. Dist. to Rail [m]	6.2	3.7	3.5	3.3	2.9	2.3
Avg. Stride Freq. [Hz]	2.3	2.5	2.4	2.4	2.4	2.3
Avg. Stride Length [m]	5.2	6.9	7.1	7.2	7.3	7.3



- [] Ranking at each section and finish
- .-.- No data available at this section
- NA No data available