

Track Rating: Good 4, Weather: Fine, Rail Position: +6m Entire

Section										Last 600m		
Field Times		Overall	600m	400m	200m							
		0:45.94 (0:13.51)	0:32.43 (0:10.51)	0:21.92 (0:10.89)	0:11.03 (0:11.03)						0:32.43	
Rank	TAB	Horse/Jockey	Barrier	Top Speed [km/h]	Fastest Section	Overall	600m	400m	200m	Margin	Last 600m	Distance Travelled [m]
1	5	IMPERVIOUS Angela Jones	5	70.0 600m	0:10.62 600m	0:45.94 [1] (0:13.66)	0:32.28 [4] (0:10.62)	0:21.66 [4] (0:10.71)	0:10.95 [3] (0:10.95)	0:45.94	0:32.28	
2	2	VEGA NOVA Kyle Wilson-Taylor	7	70.6 Overall	0:10.53 600m	0:46.10 [2] (0:13.51)	0:32.59 [1] (0:10.53)	0:22.06 [2] (0:10.87)	0:11.19 [1] (0:11.19)	1L	0:32.59	-1
3	8	SURE START Luke Dempsey	6	70.1 600m	0:10.65 600m	0:46.22 [3] (0:14.03)	0:32.19 [7] (0:10.65)	0:21.54 [7] (0:10.79)	0:10.75 [5] (0:10.75)	1.69L	0:32.19	+1
4	4	MHASAHN Emily Lang	4	69.9 600m	0:10.48 600m	0:46.23 [4] (0:13.54)	0:32.69 [2] (0:10.48)	0:22.21 [1] (0:10.94)	0:11.27 [2] (0:11.27)	1.75L	0:32.69	-3
5	10	DESTINYS PINNACLE Madeleine Wishart	3	70.3 600m	0:10.58 600m	0:46.45 [5] (0:13.59)	0:32.86 [3] (0:10.58)	0:22.28 [3] (0:11.00)	0:11.28 [4] (0:11.28)	3.04L	0:32.86	-3
6	6	MISHANI BREEZE Cejay Graham	1	69.5 600m	0:10.64 600m	0:47.00 [6] (0:13.79)	0:33.21 [5] (0:10.64)	0:22.57 [5] (0:11.13)	0:11.44 [6] (0:11.44)	6.25L	0:33.21	-3
7	7	MISHANI STELLER Georgina Cartwright	8	68.4 600m	0:10.76 600m	0:47.08 [7] (0:14.05)	0:33.03 [8] (0:10.76)	0:22.27 [8] (0:10.85)	0:11.42 [7] (0:11.42)	6.73L	0:33.03	-2
8	9	UNSURE MISS Samantha Collett	2	69.1 600m	0:10.76 600m	0:47.52 [8] (0:13.90)	0:33.62 [6] (0:10.76)	0:22.86 [6] (0:11.15)	0:11.71 [8] (0:11.71)	9.35L	0:33.62	+1

Scratched: Bent Bridge (#1), Destinys Summit (#3)



Horse/Jockey Name	Impervious
Final Rank	1
Fastest Section Time (Section)	0:10.62 (600m)
Top Speed [km/h] (Section)	70.0 (600m)
Race State	Finished



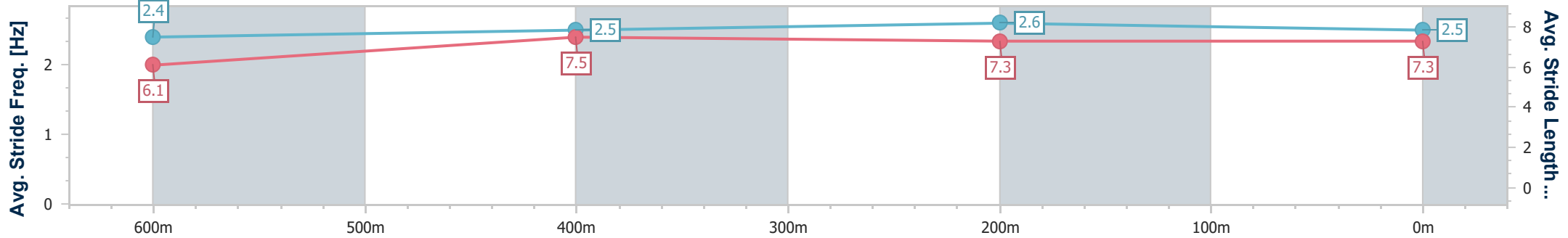
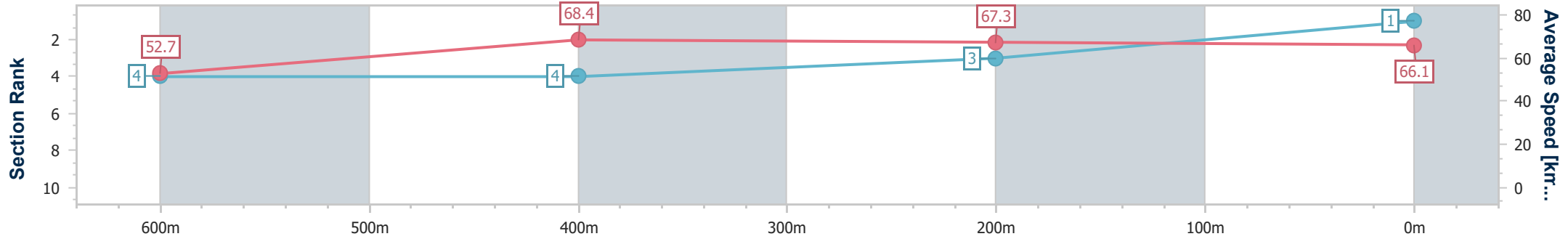
Ipswich QLD Professional
Race 2: GREAT NORTHERN QTIS Two-Year-Old Handicap - 800m



15 January 2025 - 13:39

Track Rating: Good 4, Weather: Fine, Rail Position: +6m Entire

Section	Overall	600m	400m	200m
Section Times	0:45.94 [1] (0:13.66)	0:32.28 [4] (0:10.62)	0:21.66 [4] (0:10.71)	0:10.95 [3] (0:10.95)
Average Speed [km/h]	52.7	68.4	67.3	66.1
Top Speed [km/h]	69.3	70.0	68.2	67.5
Avg. Dist. to Rail [m]	5.2	3.2	0.7	1.4
Avg. Stride Freq. [Hz]	2.4	2.5	2.6	2.5
Avg. Stride Length [m]	6.1	7.5	7.3	7.3



- [] Ranking at each section and finish
- .-.- No data available at this section
- NA No data available



Horse/Jockey Name	Vega Nova
Final Rank	2
Fastest Section Time (Section)	0:10.53 (600m)
Top Speed [km/h] (Section)	70.6 (Overall)
Race State	Finished



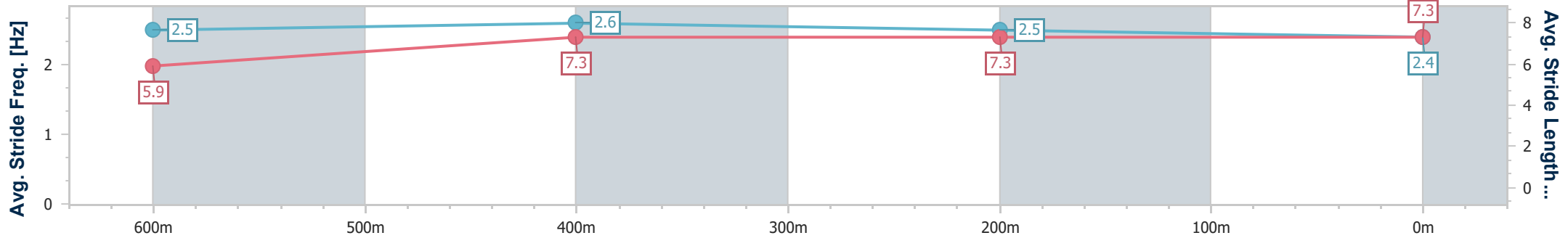
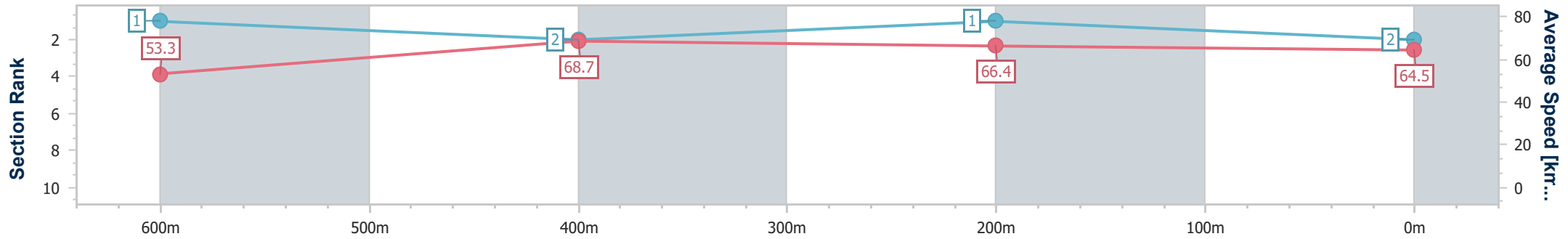
Ipswich QLD Professional
 Race 2: GREAT NORTHERN QTIS Two-Year-Old Handicap - 800m



15 January 2025 - 13:39

Track Rating: Good 4, Weather: Fine, Rail Position: +6m Entire

Section	Overall	600m	400m	200m
Section Times	0:46.10 [2] (0:13.51)	0:32.59 [1] (0:10.53)	0:22.06 [2] (0:10.87)	0:11.19 [1] (0:11.19)
Average Speed [km/h]	53.3	68.7	66.4	64.5
Top Speed [km/h]	70.6	70.5	67.6	66.1
Avg. Dist. to Rail [m]	6.6	2.9	0.5	0.9
Avg. Stride Freq. [Hz]	2.5	2.6	2.5	2.4
Avg. Stride Length [m]	5.9	7.3	7.3	7.3



- [] Ranking at each section and finish
- .-.- No data available at this section
- NA No data available



Horse/Jockey Name	Sure Start
Final Rank	3
Fastest Section Time (Section)	0:10.65 (600m)
Top Speed [km/h] (Section)	70.1 (600m)
Race State	Finished



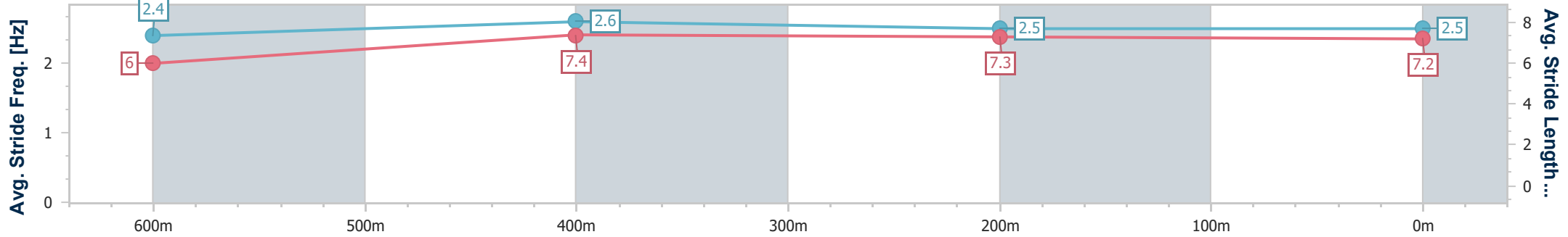
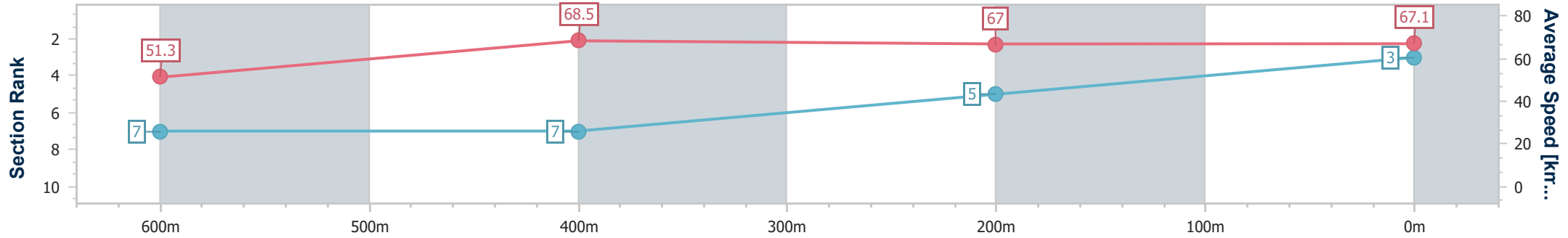
Ipswich QLD Professional
 Race 2: GREAT NORTHERN QTIS Two-Year-Old Handicap - 800m



15 January 2025 - 13:39

Track Rating: Good 4, Weather: Fine, Rail Position: +6m Entire

Section	Overall	600m	400m	200m
Section Times	0:46.22 [3] (0:14.03)	0:32.19 [7] (0:10.65)	0:21.54 [7] (0:10.79)	0:10.75 [5] (0:10.75)
Average Speed [km/h]	51.3	68.5	67.0	67.1
Top Speed [km/h]	67.7	70.1	68.2	69.0
Avg. Dist. to Rail [m]	8.4	4.7	1.1	4.2
Avg. Stride Freq. [Hz]	2.4	2.6	2.5	2.5
Avg. Stride Length [m]	6.0	7.4	7.3	7.2



- [] Ranking at each section and finish
- .-.- No data available at this section
- NA No data available



Horse/Jockey Name	Mhasahn
Final Rank	4
Fastest Section Time (Section)	0:10.48 (600m)
Top Speed [km/h] (Section)	69.9 (600m)
Race State	Finished



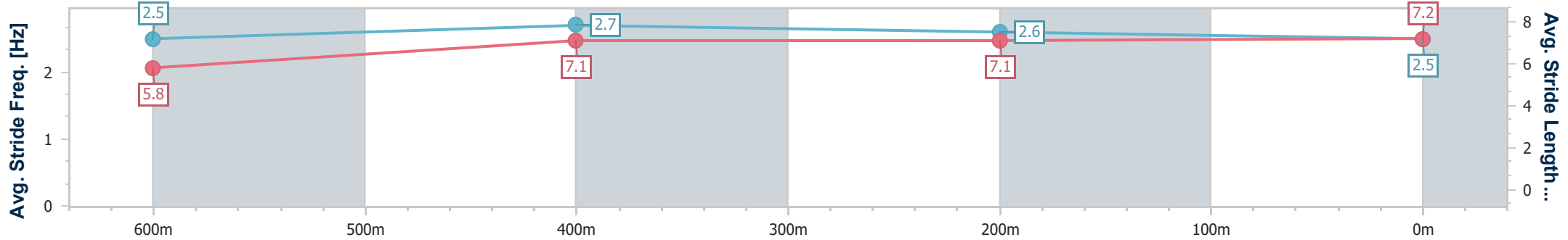
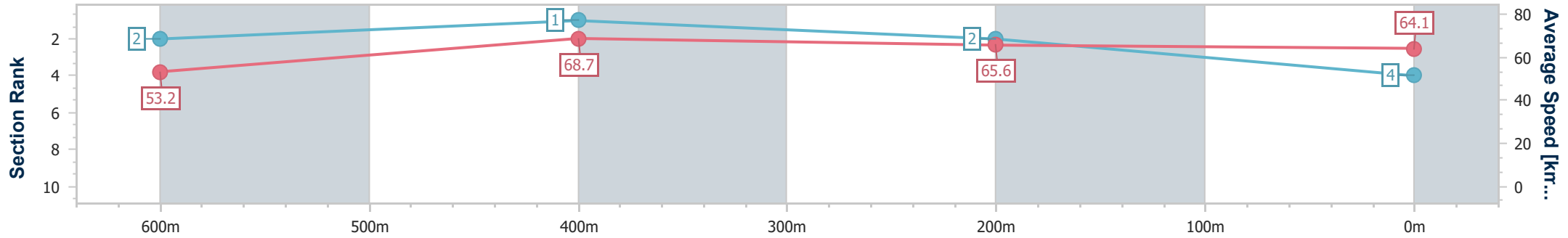
Ipswich QLD Professional
Race 2: GREAT NORTHERN QTIS Two-Year-Old Handicap - 800m



15 January 2025 - 13:39

Track Rating: Good 4, Weather: Fine, Rail Position: +6m Entire

Section	Overall	600m	400m	200m
Section Times	0:46.23 [4] (0:13.54)	0:32.69 [2] (0:10.48)	0:22.21 [1] (0:10.94)	0:11.27 [2] (0:11.27)
Average Speed [km/h]	53.2	68.7	65.6	64.1
Top Speed [km/h]	69.4	69.9	66.8	66.3
Avg. Dist. to Rail [m]	4.7	1.5	1.6	2.2
Avg. Stride Freq. [Hz]	2.5	2.7	2.6	2.5
Avg. Stride Length [m]	5.8	7.1	7.1	7.2



- [] Ranking at each section and finish
- .-.- No data available at this section
- NA No data available



Horse/Jockey Name	Destinys Pinnacle
Final Rank	5
Fastest Section Time (Section)	0:10.58 (600m)
Top Speed [km/h] (Section)	70.3 (600m)
Race State	Finished



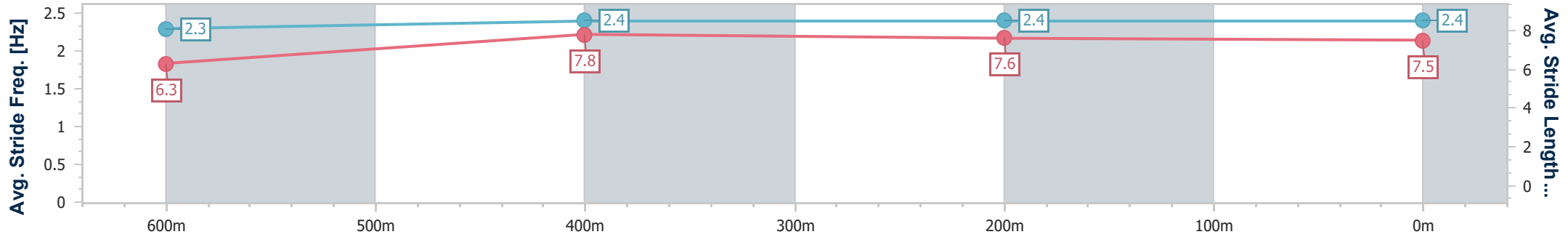
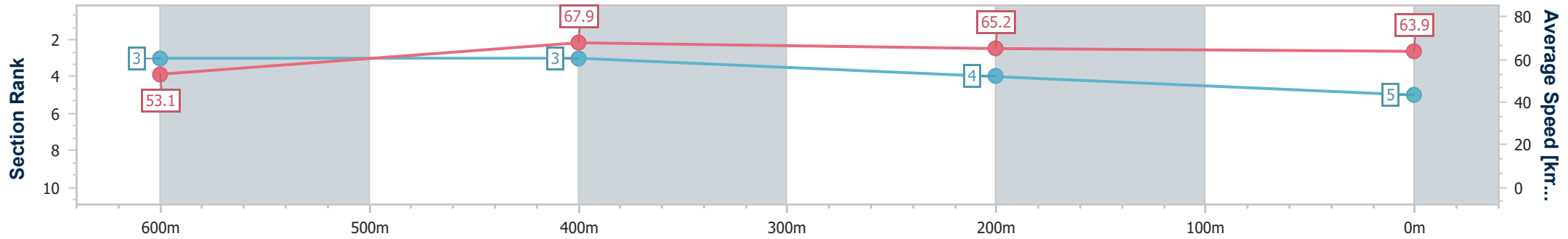
Ipswich QLD Professional
 Race 2: GREAT NORTHERN QTIS Two-Year-Old Handicap - 800m



15 January 2025 - 13:39

Track Rating: Good 4, Weather: Fine, Rail Position: +6m Entire

Section	Overall	600m	400m	200m
Section Times	0:46.45 [5] (0:13.59)	0:32.86 [3] (0:10.58)	0:22.28 [3] (0:11.00)	0:11.28 [4] (0:11.28)
Average Speed [km/h]	53.1	67.9	65.2	63.9
Top Speed [km/h]	68.9	70.3	66.5	66.1
Avg. Dist. to Rail [m]	3.1	0.9	0.9	1.2
Avg. Stride Freq. [Hz]	2.3	2.4	2.4	2.4
Avg. Stride Length [m]	6.3	7.8	7.6	7.5



- [] Ranking at each section and finish
- .-.- No data available at this section
- NA No data available



Horse/Jockey Name	Mishani Breeze
Final Rank	6
Fastest Section Time (Section)	0:10.64 (600m)
Top Speed [km/h] (Section)	69.5 (600m)
Race State	Finished



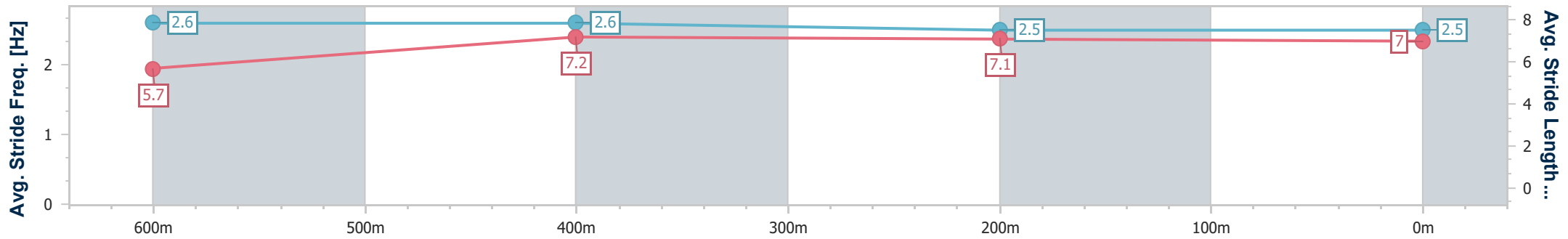
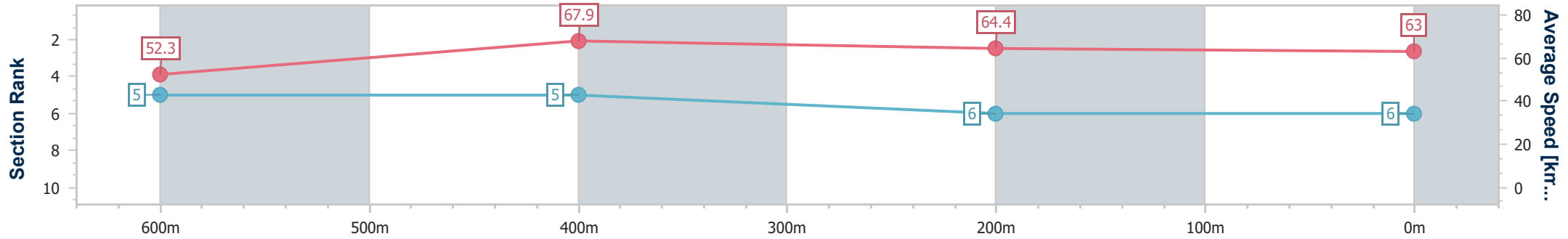
Ipswich QLD Professional
 Race 2: GREAT NORTHERN QTIS Two-Year-Old Handicap - 800m



15 January 2025 - 13:39

Track Rating: Good 4, Weather: Fine, Rail Position: +6m Entire

Section	Overall	600m	400m	200m
Section Times	0:47.00 [6] (0:13.79)	0:33.21 [5] (0:10.64)	0:22.57 [5] (0:11.13)	0:11.44 [6] (0:11.44)
Average Speed [km/h]	52.3	67.9	64.4	63.0
Top Speed [km/h]	69.0	69.5	65.3	64.5
Avg. Dist. to Rail [m]	1.8	1.1	1.1	1.0
Avg. Stride Freq. [Hz]	2.6	2.6	2.5	2.5
Avg. Stride Length [m]	5.7	7.2	7.1	7.0



- [] Ranking at each section and finish
- .-.- No data available at this section
- NA No data available



Horse/Jockey Name	Mishani Steller
Final Rank	7
Fastest Section Time (Section)	0:10.76 (600m)
Top Speed [km/h] (Section)	68.4 (600m)
Race State	Finished



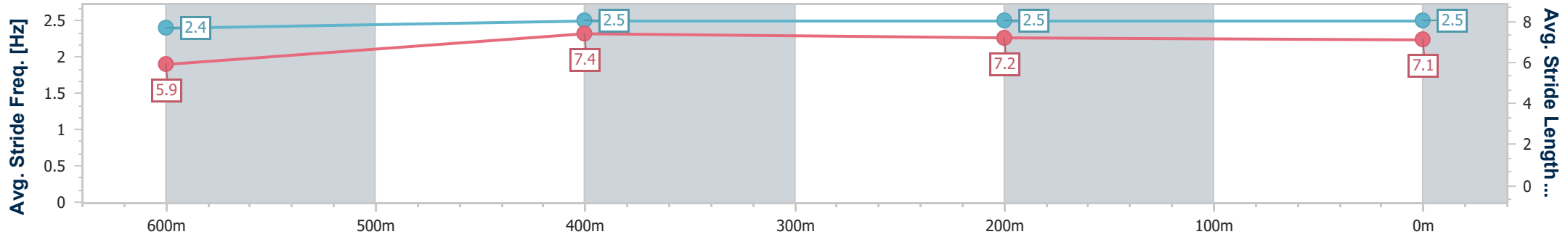
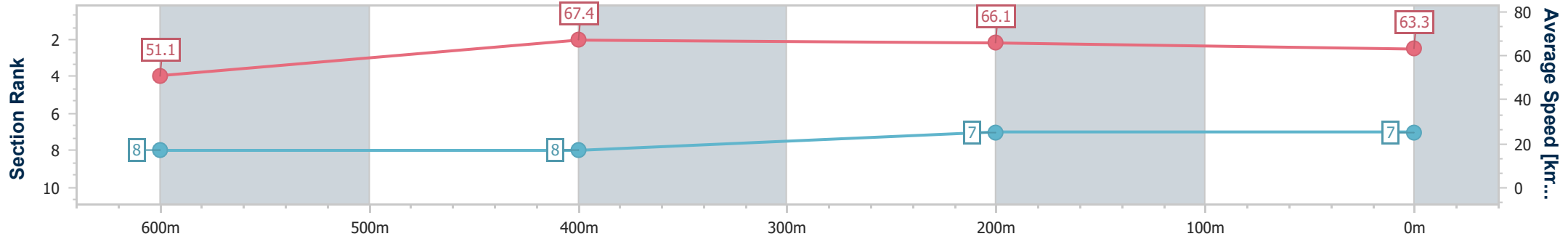
Ipswich QLD Professional
 Race 2: GREAT NORTHERN QTIS Two-Year-Old Handicap - 800m



15 January 2025 - 13:39

Track Rating: Good 4, Weather: Fine, Rail Position: +6m Entire

Section	Overall	600m	400m	200m
Section Times	0:47.08 [7] (0:14.05)	0:33.03 [8] (0:10.76)	0:22.27 [8] (0:10.85)	0:11.42 [7] (0:11.42)
Average Speed [km/h]	51.1	67.4	66.1	63.3
Top Speed [km/h]	66.5	68.4	66.7	66.2
Avg. Dist. to Rail [m]	8.8	2.4	1.2	3.2
Avg. Stride Freq. [Hz]	2.4	2.5	2.5	2.5
Avg. Stride Length [m]	5.9	7.4	7.2	7.1



- [] Ranking at each section and finish
- .-.- No data available at this section
- NA No data available



Horse/Jockey Name	Unsure Miss
Final Rank	8
Fastest Section Time (Section)	0:10.76 (600m)
Top Speed [km/h] (Section)	69.1 (600m)
Race State	Finished



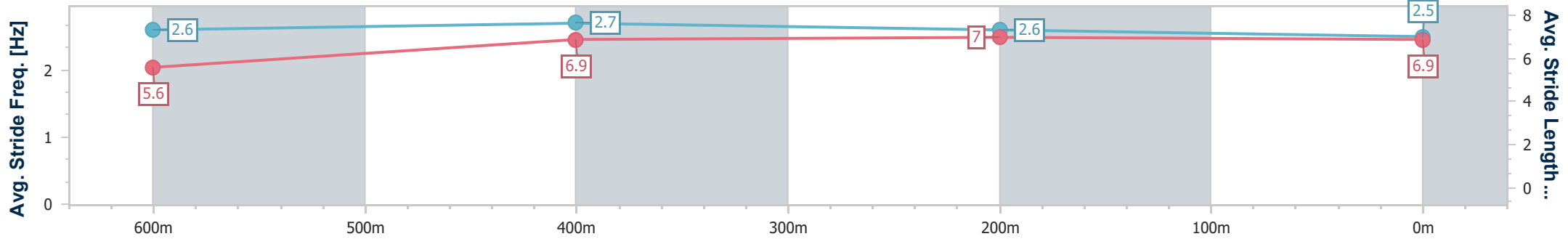
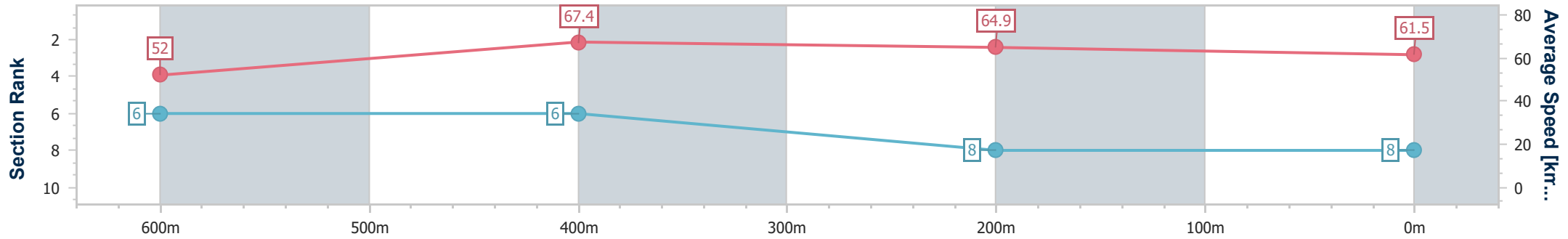
Ipswich QLD Professional
 Race 2: GREAT NORTHERN QTIS Two-Year-Old Handicap - 800m



15 January 2025 - 13:39

Track Rating: Good 4, Weather: Fine, Rail Position: +6m Entire

Section	Overall	600m	400m	200m
Section Times	0:47.52 [8] (0:13.90)	0:33.62 [6] (0:10.76)	0:22.86 [6] (0:11.15)	0:11.71 [8] (0:11.71)
Average Speed [km/h]	52.0	67.4	64.9	61.5
Top Speed [km/h]	68.6	69.1	66.7	63.9
Avg. Dist. to Rail [m]	3.5	2.7	2.3	6.5
Avg. Stride Freq. [Hz]	2.6	2.7	2.6	2.5
Avg. Stride Length [m]	5.6	6.9	7.0	6.9



- [] Ranking at each section and finish
- .-.- No data available at this section
- NA No data available