

Track Rating: Good 4, Weather: Fine, Rail Position: +6m Entire

Section														
Field Times														
	Overall	2000m	1800m	1600m	1400m	1200m	1000m	Last 600m						
	2:16.35 (0:13.87)	2:02.48 (0:11.64)	1:50.84 (0:11.79)	1:39.05 (0:12.60)	1:26.45 (0:12.26)	1:14.19 (0:12.48)	1:01.71 (0:13.00)	0:36.41						
Rank	TAB	Horse/Jockey	Barrier	Top Speed [km/h]	Fastest Section								Distance Travelled [m]	
1	6	LOVE 'N' GAMES Bailey Wheeler	7	62.3 2000m	0:11.64 2000m	2:16.35 [1] (0:13.87)	2:02.48 [1] (0:11.64)	1:50.84 [1] (0:11.79)	1:39.05 [1] (0:12.60)	1:26.45 [1] (0:12.26)	1:14.19 [1] (0:12.48)	1:01.71 [1] (0:13.00)	0:36.41	
2	4	CAPTAIN GOOD VIBES Dan McGillivray	6	61.6 2000m	0:11.78 2000m	2:16.46 [2] (0:13.89)	2:02.57 [2] (0:11.78)	1:50.79 [2] (0:12.25)	1:38.54 [3] (0:12.65)	1:25.89 [3] (0:12.48)	1:13.41 [4] (0:12.38)	1:01.03 [4] (0:12.51)	0:36.23	+6
3	1	BLOOD RED Georgina Cartwright	3	62.1 2000m	0:11.63 2000m	2:16.62 [3] (0:14.28)	2:02.34 [6] (0:11.63)	1:50.71 [4] (0:12.27)	1:38.44 [4] (0:12.48)	1:25.96 [4] (0:12.38)	1:13.58 [3] (0:12.28)	1:01.30 [3] (0:12.52)	0:36.66	+3
4	7	CAESAR CAKE Jake Bayliss	1	62.8 Overall	0:11.70 2000m	2:16.65 [4] (0:13.98)	2:02.67 [3] (0:11.70)	1:50.97 [3] (0:12.21)	1:38.76 [2] (0:12.54)	1:26.22 [2] (0:12.42)	1:13.80 [2] (0:12.31)	1:01.49 [2] (0:12.53)	0:36.70	+5
5	2	BRIEF SPIRIT Tahlia Fenlon	5	61.3 600m	0:12.03 200m	2:16.66 [5] (0:14.22)	2:02.44 [5] (0:12.10)	1:50.34 [6] (0:12.32)	1:38.02 [6] (0:12.62)	1:25.40 [6] (0:12.33)	1:13.07 [7] (0:12.29)	1:00.78 [7] (0:12.10)	0:36.28	+8
6	8	CUT DIAMONDS Luke Tarrant	4	61.4 Overall	0:12.03 2000m	2:16.92 [6] (0:14.52)	2:02.40 [7] (0:12.03)	1:50.37 [7] (0:12.11)	1:38.26 [7] (0:12.61)	1:25.65 [7] (0:12.12)	1:13.53 [6] (0:12.32)	1:01.21 [6] (0:12.57)	0:36.50	+3
7	3	CITY OF TROY Jackson Murphy	2	60.5 2000m	0:11.97 2000m	2:22.12 [7] (0:14.06)	2:08.06 [4] (0:11.97)	1:56.09 [5] (0:12.33)	1:43.76 [5] (0:12.58)	1:31.18 [5] (0:12.34)	1:18.84 [5] (0:12.39)	1:06.45 [5] (0:12.53)	0:41.43	+8

Scratched: Jamcart (#5)

Track Rating: Good 4, Weather: Fine, Rail Position: +6m Entire

Section						800m	600m	400m	200m	Last 600m	
Field Times						0:48.71 (0:12.30)	0:36.41 (0:12.13)	0:24.28 (0:12.00)	0:12.28 (0:12.28)	0:36.41	
Rank	TAB Horse/Jockey	Barrier	Top Speed [km/h]	Fastest Section					Margin	Distance Travelled [m]	
1	6 LOVE 'N' GAMES Bailey Wheeler	7	62.3 2000m	0:11.64 2000m	0:48.71 [1] (0:12.30)	0:36.41 [1] (0:12.13)	0:24.28 [1] (0:12.00)	0:12.28 [1] (0:12.28)	2:16.35	0:36.41	
2	4 CAPTAIN GOOD VIBES Dan McGillivray	6	61.6 2000m	0:11.78 2000m	0:48.52 [4] (0:12.29)	0:36.23 [4] (0:12.06)	0:24.17 [4] (0:11.98)	0:12.19 [2] (0:12.19)	0.6L	0:36.23 +6	
3	1 BLOOD RED Georgina Cartwright	3	62.1 2000m	0:11.63 2000m	0:48.78 [3] (0:12.12)	0:36.66 [3] (0:12.23)	0:24.43 [3] (0:12.13)	0:12.30 [4] (0:12.30)	1.58L	0:36.66 +3	
4	7 CAESAR CAKE Jake Bayliss	1	62.8 Overall	0:11.70 2000m	0:48.96 [2] (0:12.26)	0:36.70 [2] (0:12.14)	0:24.56 [2] (0:12.19)	0:12.37 [3] (0:12.37)	1.75L	0:36.70 +5	
5	2 BRIEF SPIRIT Tahlia Fenlon	5	61.3 600m	0:12.03 200m	0:48.68 [5] (0:12.40)	0:36.28 [5] (0:12.14)	0:24.14 [5] (0:12.11)	0:12.03 [5] (0:12.03)	1.83L	0:36.28 +8	
6	8 CUT DIAMONDS Luke Tarrant	4	61.4 Overall	0:12.03 2000m	0:48.64 [7] (0:12.14)	0:36.50 [6] (0:12.22)	0:24.28 [6] (0:12.06)	0:12.22 [6] (0:12.22)	3.33L	0:36.50 +3	
7	3 CITY OF TROY Jackson Murphy	2	60.5 2000m	0:11.97 2000m	0:53.92 [6] (0:12.49)	0:41.43 [7] (0:12.38)	0:29.05 [7] (0:13.12)	0:15.93 [7] (0:15.93)	33.93L	0:41.43 +8	

Scratched: Jamcart (#5)



Horse/Jockey Name	Love 'N' Games
Final Rank	1
Fastest Section Time (Section)	0:11.64 (2000m)
Top Speed [km/h] (Section)	62.3 (2000m)
Race State	Finished



### Ipswich QLD Professional

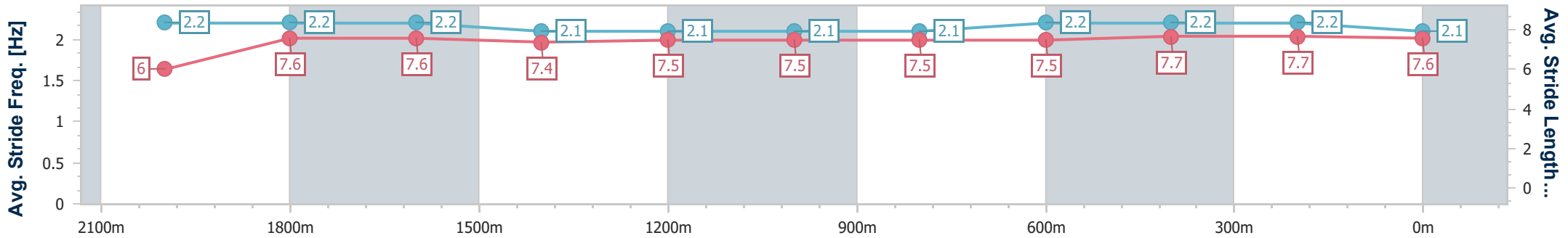
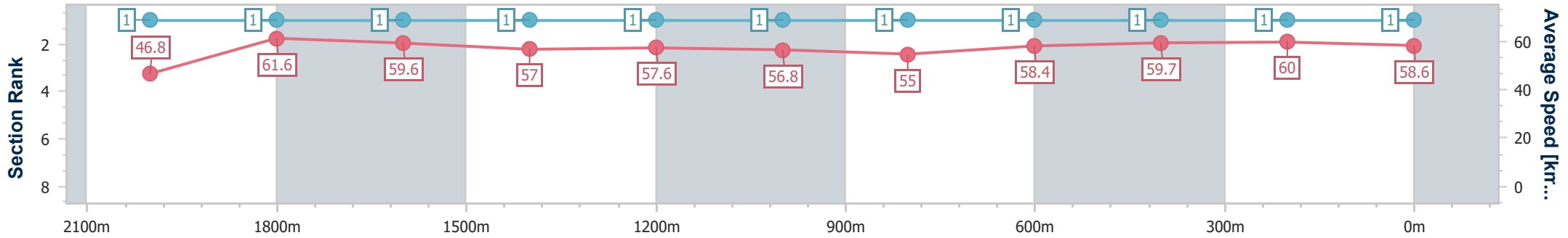
Race 1: TAB Maiden Plate - 2180m

15 January 2025 - 13:03



Track Rating: Good 4, Weather: Fine, Rail Position: +6m Entire

Section	Overall	2000m	1800m	1600m	1400m	1200m	1000m	800m	600m	400m	200m
Section Times	2:16.35 [1] (0:13.87)	2:02.48 [1] (0:11.64)	1:50.84 [1] (0:11.79)	1:39.05 [1] (0:12.60)	1:26.45 [1] (0:12.26)	1:14.19 [1] (0:12.48)	1:01.71 [1] (0:13.00)	0:48.71 [1] (0:12.30)	0:36.41 [1] (0:12.13)	0:24.28 [1] (0:12.00)	0:12.28 [1] (0:12.28)
Average Speed [km/h]	46.8	61.6	59.6	57.0	57.6	56.8	55.0	58.4	59.7	60.0	58.6
Top Speed [km/h]	61.8	62.3	61.0	57.3	58.7	57.7	56.0	60.1	60.4	61.1	59.9
Avg. Dist. to Rail [m]	7.1	2.3	2.9	4.1	4.0	4.0	3.0	0.7	0.9	0.2	0.5
Avg. Stride Freq. [Hz]	2.2	2.2	2.2	2.1	2.1	2.1	2.1	2.2	2.2	2.2	2.1
Avg. Stride Length [m]	6.0	7.6	7.6	7.4	7.5	7.5	7.5	7.5	7.7	7.7	7.6



- [ ] Ranking at each section and finish
- .-.- No data available at this section
- NA No data available



Horse/Jockey Name	Captain Good Vibes
Final Rank	2
Fastest Section Time (Section)	0:11.78 (2000m)
Top Speed [km/h] (Section)	61.6 (2000m)
Race State	Finished



### Ipswich QLD Professional

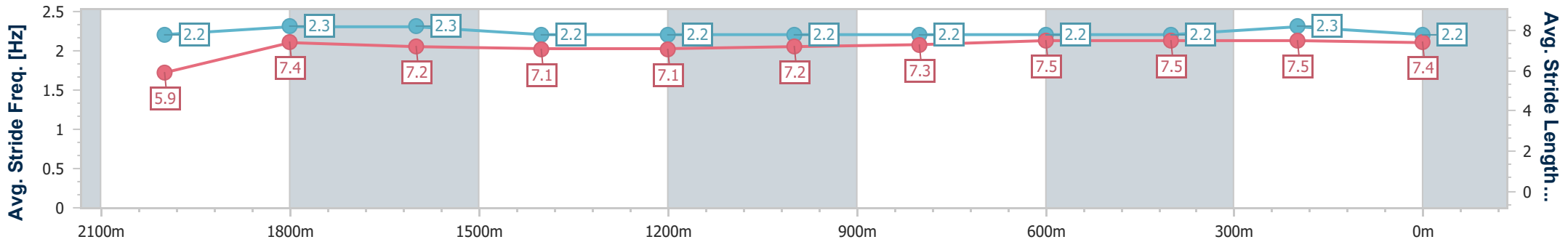
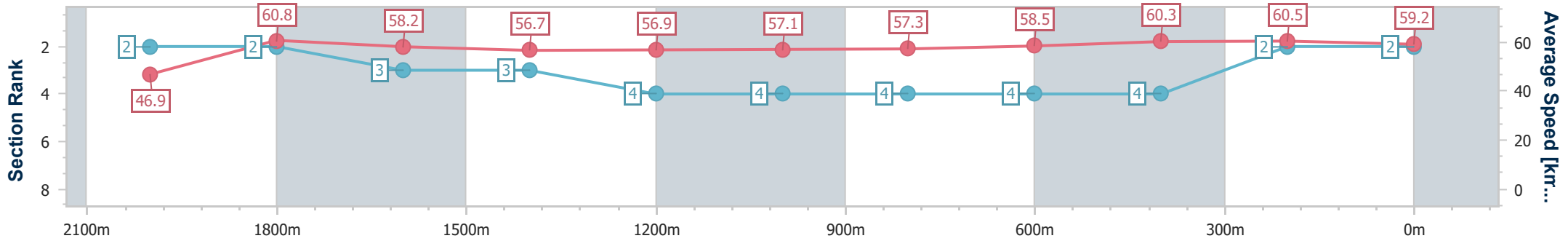
Race 1: TAB Maiden Plate - 2180m

15 January 2025 - 13:03



Track Rating: Good 4, Weather: Fine, Rail Position: +6m Entire

Section	Overall	2000m	1800m	1600m	1400m	1200m	1000m	800m	600m	400m	200m
Section Times	2:16.46 [2] (0:13.89)	2:02.57 [2] (0:11.78)	1:50.79 [2] (0:12.25)	1:38.54 [3] (0:12.65)	1:25.89 [3] (0:12.48)	1:13.41 [4] (0:12.38)	1:01.03 [4] (0:12.51)	0:48.52 [4] (0:12.29)	0:36.23 [4] (0:12.06)	0:24.17 [4] (0:11.98)	0:12.19 [2] (0:12.19)
Average Speed [km/h]	46.9	60.8	58.2	56.7	56.9	57.1	57.3	58.5	60.3	60.5	59.2
Top Speed [km/h]	61.6	61.6	59.6	57.5	57.8	58.1	58.0	60.3	60.8	61.0	60.5
Avg. Dist. to Rail [m]	5.0	0.6	1.6	2.2	3.0	4.1	2.5	0.7	1.9	2.1	2.6
Avg. Stride Freq. [Hz]	2.2	2.3	2.3	2.2	2.2	2.2	2.2	2.2	2.2	2.3	2.2
Avg. Stride Length [m]	5.9	7.4	7.2	7.1	7.1	7.2	7.3	7.5	7.5	7.5	7.4



- [ ] Ranking at each section and finish
- .-.- No data available at this section
- NA No data available



Horse/Jockey Name	Blood Red
Final Rank	3
Fastest Section Time (Section)	0:11.63 (2000m)
Top Speed [km/h] (Section)	62.1 (2000m)
Race State	Finished



### Ipswich QLD Professional

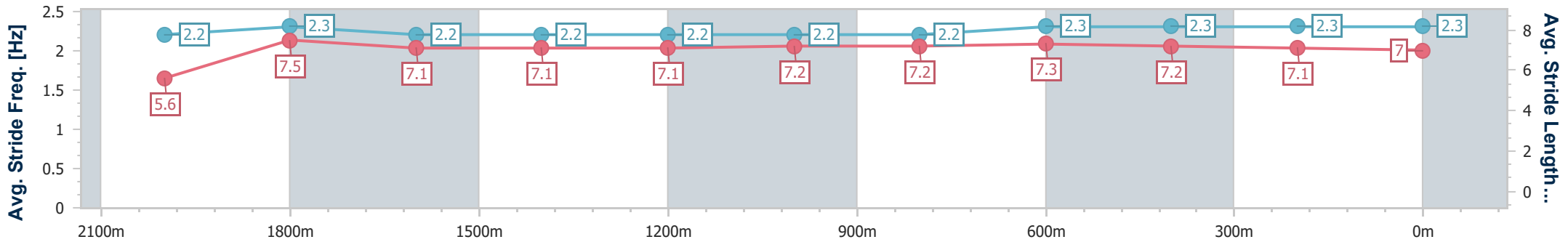
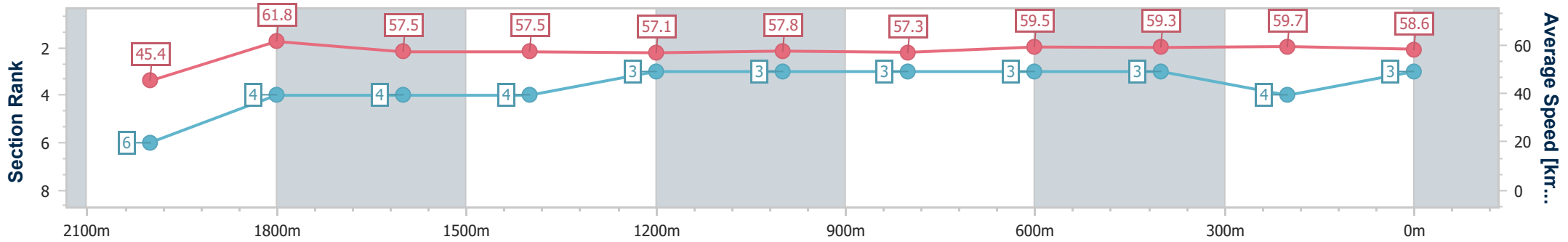
Race 1: TAB Maiden Plate - 2180m

15 January 2025 - 13:03



Track Rating: Good 4, Weather: Fine, Rail Position: +6m Entire

Section	Overall	2000m	1800m	1600m	1400m	1200m	1000m	800m	600m	400m	200m
Section Times	2:16.62 [3] (0:14.28)	2:02.34 [6] (0:11.63)	1:50.71 [4] (0:12.27)	1:38.44 [4] (0:12.48)	1:25.96 [4] (0:12.38)	1:13.58 [3] (0:12.28)	1:01.30 [3] (0:12.52)	0:48.78 [3] (0:12.12)	0:36.66 [3] (0:12.23)	0:24.43 [3] (0:12.13)	0:12.30 [4] (0:12.30)
Average Speed [km/h]	45.4	61.8	57.5	57.5	57.1	57.8	57.3	59.5	59.3	59.7	58.6
Top Speed [km/h]	61.9	62.1	60.5	58.4	57.6	58.3	58.0	60.6	59.9	60.3	60.5
Avg. Dist. to Rail [m]	3.1	0.9	2.4	3.6	3.9	3.3	1.9	0.9	2.0	1.0	1.7
Avg. Stride Freq. [Hz]	2.2	2.3	2.2	2.2	2.2	2.2	2.2	2.3	2.3	2.3	2.3
Avg. Stride Length [m]	5.6	7.5	7.1	7.1	7.1	7.2	7.2	7.3	7.2	7.1	7.0



- [ ] Ranking at each section and finish
- .-.- No data available at this section
- NA No data available



Horse/Jockey Name	Caesar Cake
Final Rank	4
Fastest Section Time (Section)	0:11.70 (2000m)
Top Speed [km/h] (Section)	62.8 (Overall)
Race State	Finished



### Ipswich QLD Professional

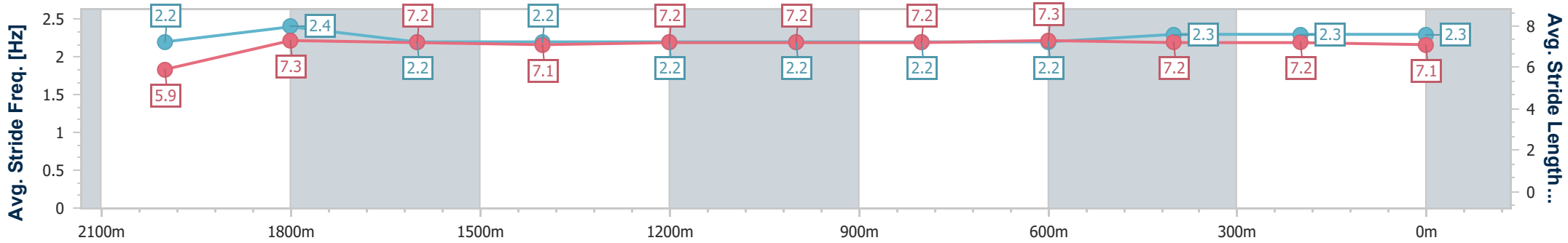
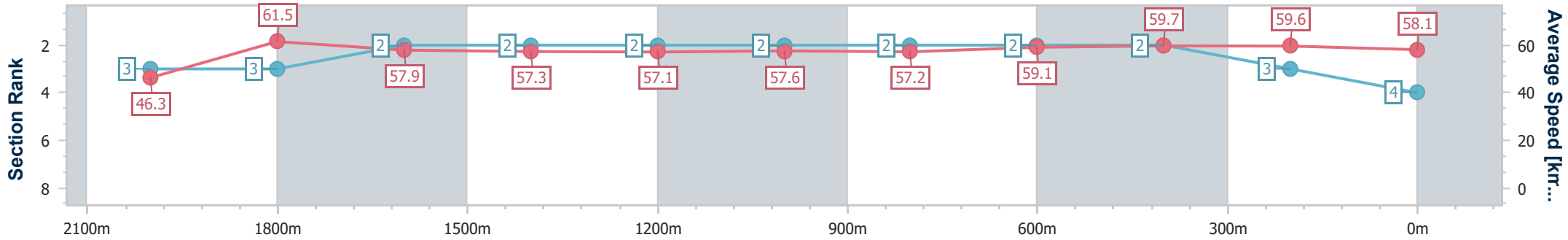
Race 1: TAB Maiden Plate - 2180m

15 January 2025 - 13:03



Track Rating: Good 4, Weather: Fine, Rail Position: +6m Entire

Section	Overall	2000m	1800m	1600m	1400m	1200m	1000m	800m	600m	400m	200m
Section Times	2:16.65 [4] (0:13.98)	2:02.67 [3] (0:11.70)	1:50.97 [3] (0:12.21)	1:38.76 [2] (0:12.54)	1:26.22 [2] (0:12.42)	1:13.80 [2] (0:12.31)	1:01.49 [2] (0:12.53)	0:48.96 [2] (0:12.26)	0:36.70 [2] (0:12.14)	0:24.56 [2] (0:12.19)	0:12.37 [3] (0:12.37)
Average Speed [km/h]	46.3	61.5	57.9	57.3	57.1	57.6	57.2	59.1	59.7	59.6	58.1
Top Speed [km/h]	62.8	62.8	59.6	57.8	57.8	58.1	58.2	59.9	60.6	60.6	59.5
Avg. Dist. to Rail [m]	1.7	0.9	2.2	3.2	3.3	3.2	2.1	1.1	2.2	1.8	2.1
Avg. Stride Freq. [Hz]	2.2	2.4	2.2	2.2	2.2	2.2	2.2	2.2	2.3	2.3	2.3
Avg. Stride Length [m]	5.9	7.3	7.2	7.1	7.2	7.2	7.2	7.3	7.2	7.2	7.1



- [ ] Ranking at each section and finish
- .-.- No data available at this section
- NA No data available



Horse/Jockey Name	Brief Spirit
Final Rank	5
Fastest Section Time (Section)	0:12.03 (200m)
Top Speed [km/h] (Section)	61.3 (600m)
Race State	Finished



### Ipswich QLD Professional

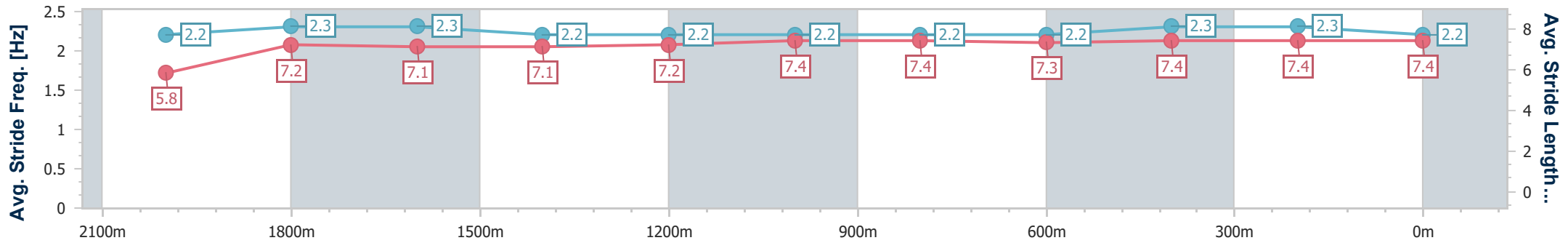
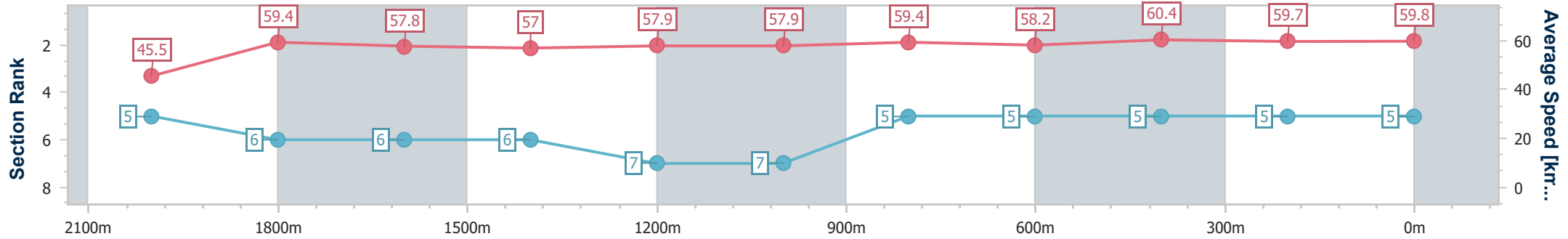
Race 1: TAB Maiden Plate - 2180m

15 January 2025 - 13:03



Track Rating: Good 4, Weather: Fine, Rail Position: +6m Entire

Section	Overall	2000m	1800m	1600m	1400m	1200m	1000m	800m	600m	400m	200m
Section Times	2:16.66 [5] (0:14.22)	2:02.44 [5] (0:12.10)	1:50.34 [6] (0:12.32)	1:38.02 [6] (0:12.62)	1:25.40 [6] (0:12.33)	1:13.07 [7] (0:12.29)	1:00.78 [7] (0:12.10)	0:48.68 [5] (0:12.40)	0:36.28 [5] (0:12.14)	0:24.14 [5] (0:12.11)	0:12.03 [5] (0:12.03)
Average Speed [km/h]	45.5	59.4	57.8	57.0	57.9	57.9	59.4	58.2	60.4	59.7	59.8
Top Speed [km/h]	60.6	60.3	59.5	58.2	59.3	59.3	60.3	60.3	61.3	61.2	61.2
Avg. Dist. to Rail [m]	3.6	0.2	1.4	2.1	2.3	2.5	1.2	1.2	3.3	1.6	3.8
Avg. Stride Freq. [Hz]	2.2	2.3	2.3	2.2	2.2	2.2	2.2	2.2	2.3	2.3	2.2
Avg. Stride Length [m]	5.8	7.2	7.1	7.1	7.2	7.4	7.4	7.3	7.4	7.4	7.4



- [ ] Ranking at each section and finish
- .-.- No data available at this section
- NA No data available



Horse/Jockey Name	Cut Diamonds
Final Rank	6
Fastest Section Time (Section)	0:12.03 (2000m)
Top Speed [km/h] (Section)	61.4 (Overall)
Race State	Finished



### Ipswich QLD Professional

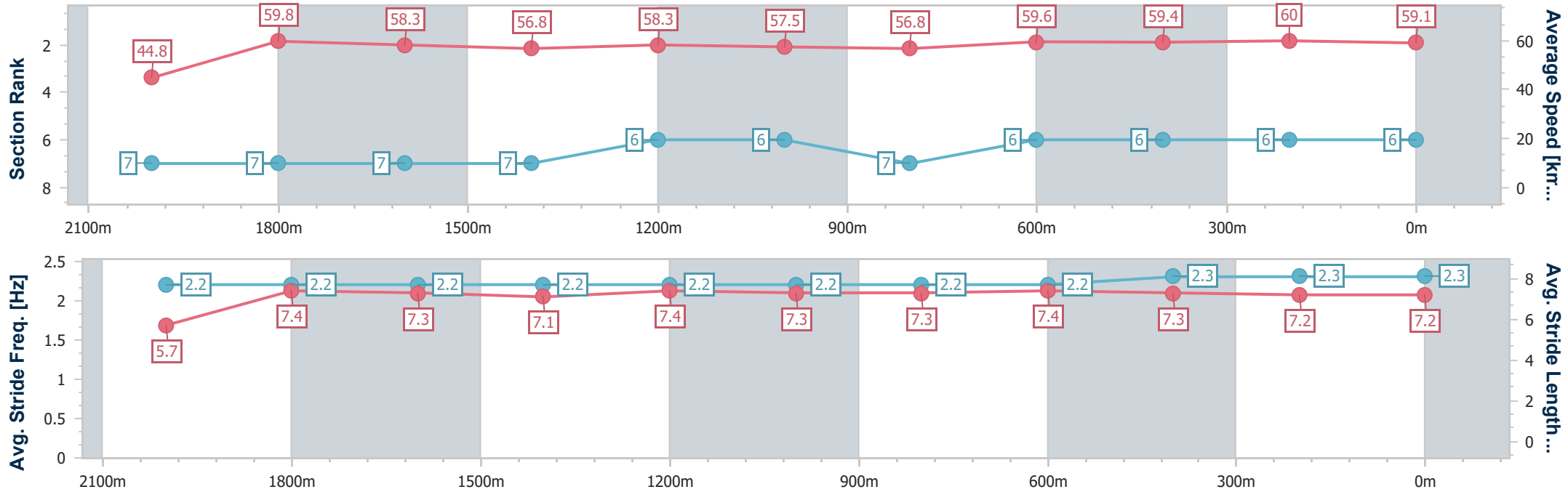
Race 1: TAB Maiden Plate - 2180m

15 January 2025 - 13:03



Track Rating: Good 4, Weather: Fine, Rail Position: +6m Entire

Section	Overall	2000m	1800m	1600m	1400m	1200m	1000m	800m	600m	400m	200m
Section Times	2:16.92 [6] (0:14.52)	2:02.40 [7] (0:12.03)	1:50.37 [7] (0:12.11)	1:38.26 [7] (0:12.61)	1:25.65 [7] (0:12.12)	1:13.53 [6] (0:12.32)	1:01.21 [6] (0:12.57)	0:48.64 [7] (0:12.14)	0:36.50 [6] (0:12.22)	0:24.28 [6] (0:12.06)	0:12.22 [6] (0:12.22)
Average Speed [km/h]	44.8	59.8	58.3	56.8	58.3	57.5	56.8	59.6	59.4	60.0	59.1
Top Speed [km/h]	61.4	60.8	59.4	58.6	58.8	58.4	58.4	61.2	60.8	61.2	61.2
Avg. Dist. to Rail [m]	4.2	0.5	2.5	3.8	4.5	4.3	2.8	0.9	2.5	1.6	3.5
Avg. Stride Freq. [Hz]	2.2	2.2	2.2	2.2	2.2	2.2	2.2	2.2	2.3	2.3	2.3
Avg. Stride Length [m]	5.7	7.4	7.3	7.1	7.4	7.3	7.3	7.4	7.3	7.2	7.2



- [ ] Ranking at each section and finish
- .-.- No data available at this section
- NA No data available





Horse/Jockey Name	City Of Troy
Final Rank	7
Fastest Section Time (Section)	0:11.97 (2000m)
Top Speed [km/h] (Section)	60.5 (2000m)
Race State	Finished



### Ipswich QLD Professional

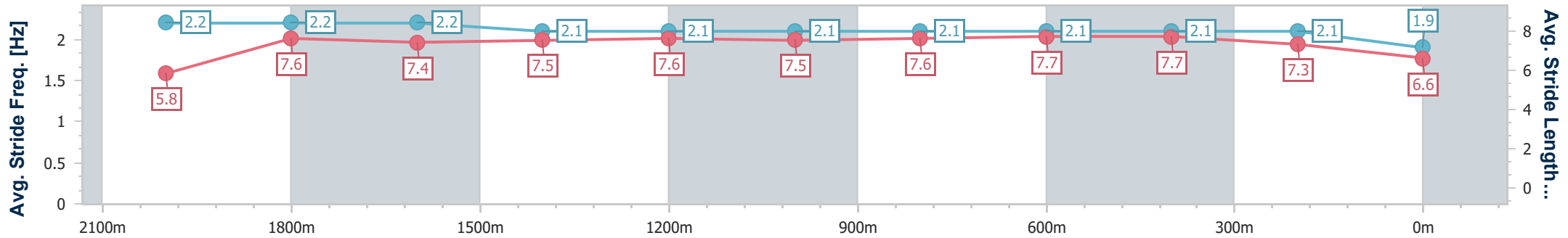
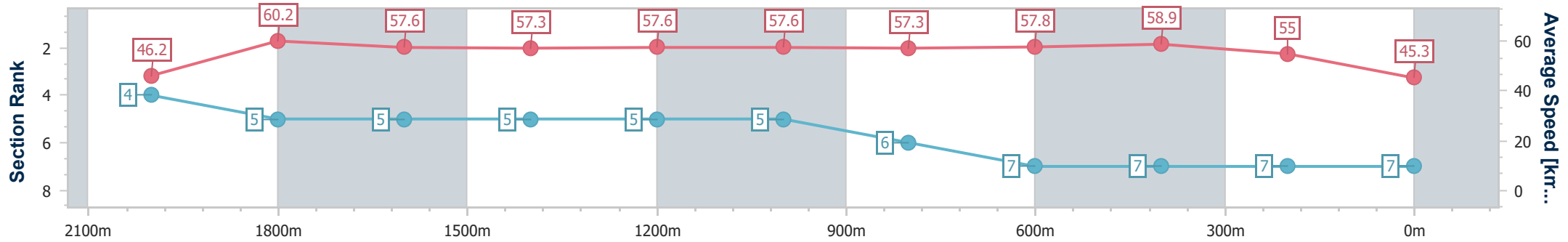
Race 1: TAB Maiden Plate - 2180m

15 January 2025 - 13:03



Track Rating: Good 4, Weather: Fine, Rail Position: +6m Entire

Section	Overall	2000m	1800m	1600m	1400m	1200m	1000m	800m	600m	400m	200m
Section Times	2:22.12 [7] (0:14.06)	2:08.06 [4] (0:11.97)	1:56.09 [5] (0:12.33)	1:43.76 [5] (0:12.58)	1:31.18 [5] (0:12.34)	1:18.84 [5] (0:12.39)	1:06.45 [5] (0:12.53)	0:53.92 [6] (0:12.49)	0:41.43 [7] (0:12.38)	0:29.05 [7] (0:13.12)	0:15.93 [7] (0:15.93)
Average Speed [km/h]	46.2	60.2	57.6	57.3	57.6	57.6	57.3	57.8	58.9	55.0	45.3
Top Speed [km/h]	59.9	60.5	59.9	58.0	58.2	58.4	58.3	59.0	59.7	58.9	49.3
Avg. Dist. to Rail [m]	2.4	0.2	1.3	2.5	2.7	2.3	1.2	1.2	2.7	1.6	1.4
Avg. Stride Freq. [Hz]	2.2	2.2	2.2	2.1	2.1	2.1	2.1	2.1	2.1	2.1	1.9
Avg. Stride Length [m]	5.8	7.6	7.4	7.5	7.6	7.5	7.6	7.7	7.7	7.3	6.6



- [ ] Ranking at each section and finish
- .-.- No data available at this section
- NA No data available

Track Rating: Good 4, Weather: Fine, Rail Position: +6m Entire

Section										Last 600m		
Field Times		Overall	600m	400m	200m						0:32.43	
		0:45.94 (0:13.51)	0:32.43 (0:10.51)	0:21.92 (0:10.89)	0:11.03 (0:11.03)							
Rank	TAB	Horse/Jockey	Barrier	Top Speed [km/h]	Fastest Section					Margin	Distance Travelled [m]	
1	5	<b>IMPERVIOUS</b> Angela Jones	5	70.0 600m	0:10.62 600m	0:45.94 [1] (0:13.66)	0:32.28 [4] (0:10.62)	0:21.66 [4] (0:10.71)	0:10.95 [3] (0:10.95)	0:45.94	0:32.28	
2	2	<b>VEGA NOVA</b> Kyle Wilson-Taylor	7	70.6 Overall	0:10.53 600m	0:46.10 [2] (0:13.51)	0:32.59 [1] (0:10.53)	0:22.06 [2] (0:10.87)	0:11.19 [1] (0:11.19)	1L	0:32.59	-1
3	8	<b>SURE START</b> Luke Dempsey	6	70.1 600m	0:10.65 600m	0:46.22 [3] (0:14.03)	0:32.19 [7] (0:10.65)	0:21.54 [7] (0:10.79)	0:10.75 [5] (0:10.75)	1.69L	0:32.19	+1
4	4	<b>MHASAHN</b> Emily Lang	4	69.9 600m	0:10.48 600m	0:46.23 [4] (0:13.54)	0:32.69 [2] (0:10.48)	0:22.21 [1] (0:10.94)	0:11.27 [2] (0:11.27)	1.75L	0:32.69	-3
5	10	<b>DESTINYS PINNACLE</b> Madeleine Wishart	3	70.3 600m	0:10.58 600m	0:46.45 [5] (0:13.59)	0:32.86 [3] (0:10.58)	0:22.28 [3] (0:11.00)	0:11.28 [4] (0:11.28)	3.04L	0:32.86	-3
6	6	<b>MISHANI BREEZE</b> Cejay Graham	1	69.5 600m	0:10.64 600m	0:47.00 [6] (0:13.79)	0:33.21 [5] (0:10.64)	0:22.57 [5] (0:11.13)	0:11.44 [6] (0:11.44)	6.25L	0:33.21	-3
7	7	<b>MISHANI STELLER</b> Georgina Cartwright	8	68.4 600m	0:10.76 600m	0:47.08 [7] (0:14.05)	0:33.03 [8] (0:10.76)	0:22.27 [8] (0:10.85)	0:11.42 [7] (0:11.42)	6.73L	0:33.03	-2
8	9	<b>UNSURE MISS</b> Samantha Collett	2	69.1 600m	0:10.76 600m	0:47.52 [8] (0:13.90)	0:33.62 [6] (0:10.76)	0:22.86 [6] (0:11.15)	0:11.71 [8] (0:11.71)	9.35L	0:33.62	+1

Scratched: Bent Bridge (#1), Destinys Summit (#3)



Horse/Jockey Name	Impervious
Final Rank	1
Fastest Section Time (Section)	0:10.62 (600m)
Top Speed [km/h] (Section)	70.0 (600m)
Race State	Finished



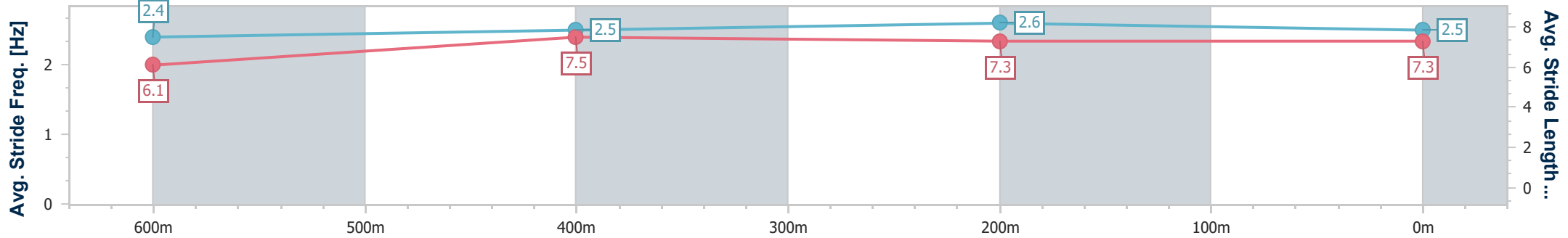
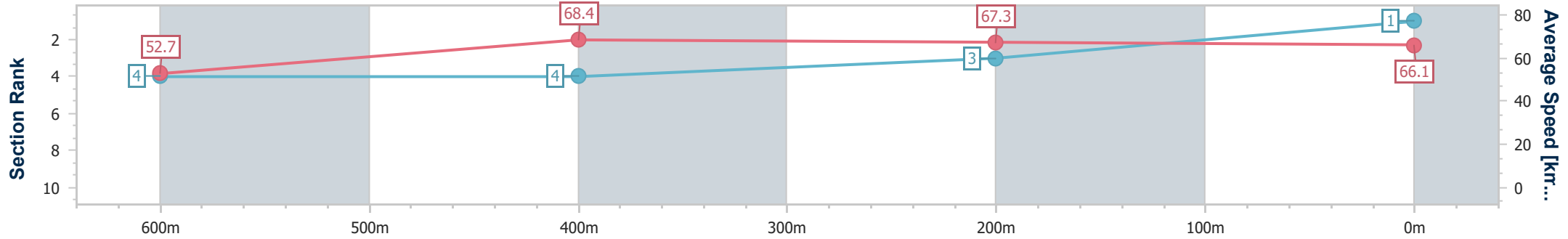
Ipswich QLD Professional  
Race 2: GREAT NORTHERN QTIS Two-Year-Old Handicap - 800m



15 January 2025 - 13:39

Track Rating: Good 4, Weather: Fine, Rail Position: +6m Entire

Section	Overall	600m	400m	200m
Section Times	0:45.94 [1] (0:13.66)	0:32.28 [4] (0:10.62)	0:21.66 [4] (0:10.71)	0:10.95 [3] (0:10.95)
Average Speed [km/h]	52.7	68.4	67.3	66.1
Top Speed [km/h]	69.3	70.0	68.2	67.5
Avg. Dist. to Rail [m]	5.2	3.2	0.7	1.4
Avg. Stride Freq. [Hz]	2.4	2.5	2.6	2.5
Avg. Stride Length [m]	6.1	7.5	7.3	7.3



- [ ] Ranking at each section and finish
- .-.- No data available at this section
- NA No data available



Horse/Jockey Name	Vega Nova
Final Rank	2
Fastest Section Time (Section)	0:10.53 (600m)
Top Speed [km/h] (Section)	70.6 (Overall)
Race State	Finished



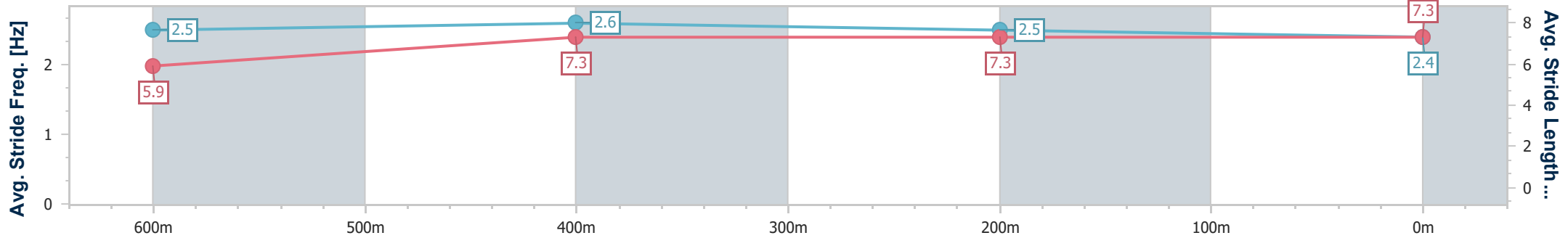
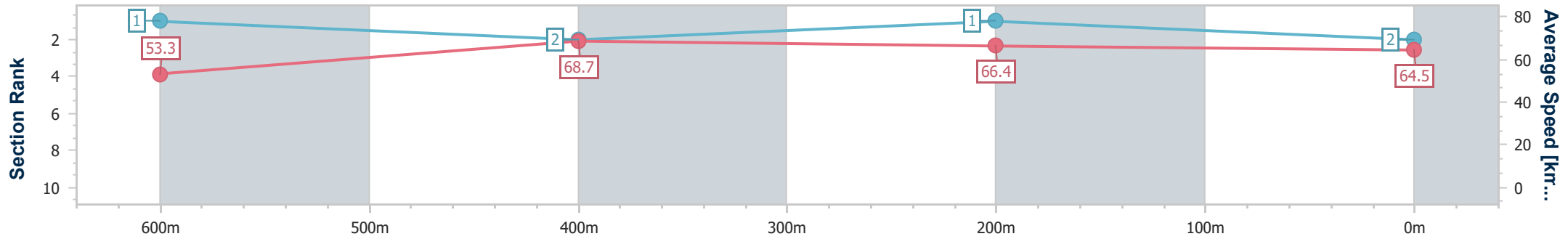
Ipswich QLD Professional  
 Race 2: GREAT NORTHERN QTIS Two-Year-Old Handicap - 800m



15 January 2025 - 13:39

Track Rating: Good 4, Weather: Fine, Rail Position: +6m Entire

Section	Overall	600m	400m	200m
Section Times	0:46.10 [2] (0:13.51)	0:32.59 [1] (0:10.53)	0:22.06 [2] (0:10.87)	0:11.19 [1] (0:11.19)
Average Speed [km/h]	53.3	68.7	66.4	64.5
Top Speed [km/h]	70.6	70.5	67.6	66.1
Avg. Dist. to Rail [m]	6.6	2.9	0.5	0.9
Avg. Stride Freq. [Hz]	2.5	2.6	2.5	2.4
Avg. Stride Length [m]	5.9	7.3	7.3	7.3



- [ ] Ranking at each section and finish
- .-.- No data available at this section
- NA No data available



Horse/Jockey Name	Sure Start
Final Rank	3
Fastest Section Time (Section)	0:10.65 (600m)
Top Speed [km/h] (Section)	70.1 (600m)
Race State	Finished



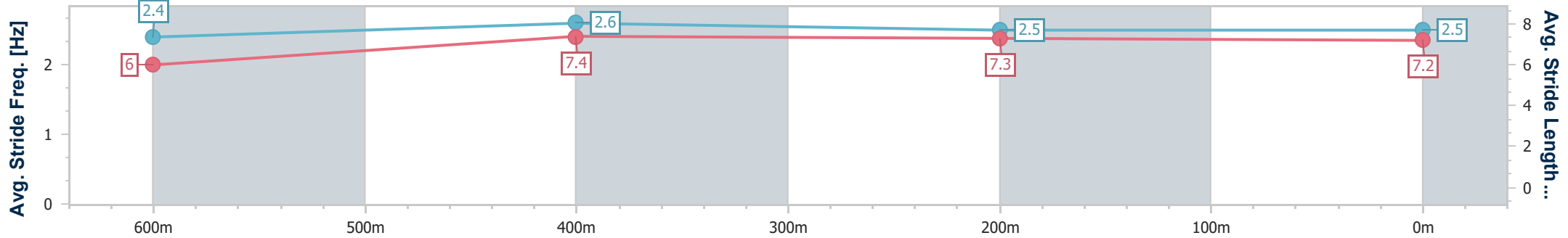
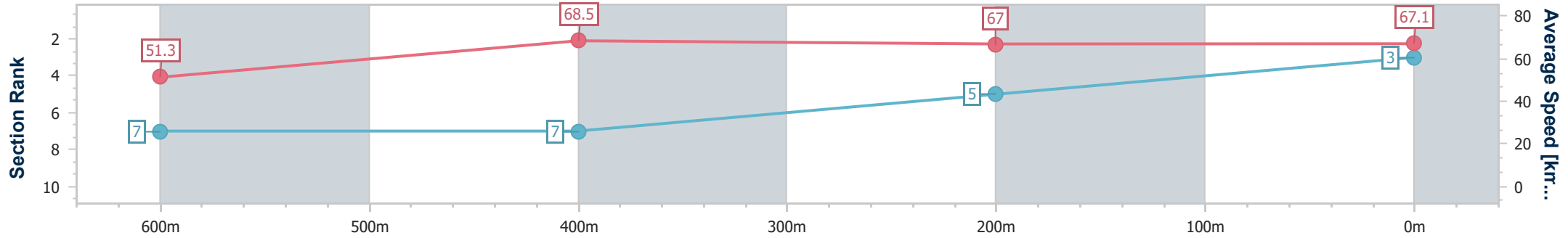
Ipswich QLD Professional  
Race 2: GREAT NORTHERN QTIS Two-Year-Old Handicap - 800m



15 January 2025 - 13:39

Track Rating: Good 4, Weather: Fine, Rail Position: +6m Entire

Section	Overall	600m	400m	200m
Section Times	0:46.22 [3] (0:14.03)	0:32.19 [7] (0:10.65)	0:21.54 [7] (0:10.79)	0:10.75 [5] (0:10.75)
Average Speed [km/h]	51.3	68.5	67.0	67.1
Top Speed [km/h]	67.7	70.1	68.2	69.0
Avg. Dist. to Rail [m]	8.4	4.7	1.1	4.2
Avg. Stride Freq. [Hz]	2.4	2.6	2.5	2.5
Avg. Stride Length [m]	6.0	7.4	7.3	7.2



- [ ] Ranking at each section and finish
- .-.- No data available at this section
- NA No data available



Horse/Jockey Name	Mhasahn
Final Rank	4
Fastest Section Time (Section)	0:10.48 (600m)
Top Speed [km/h] (Section)	69.9 (600m)
Race State	Finished



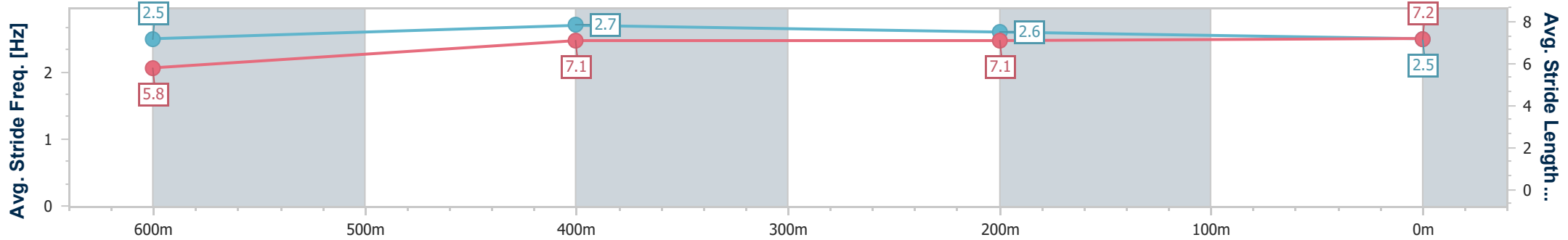
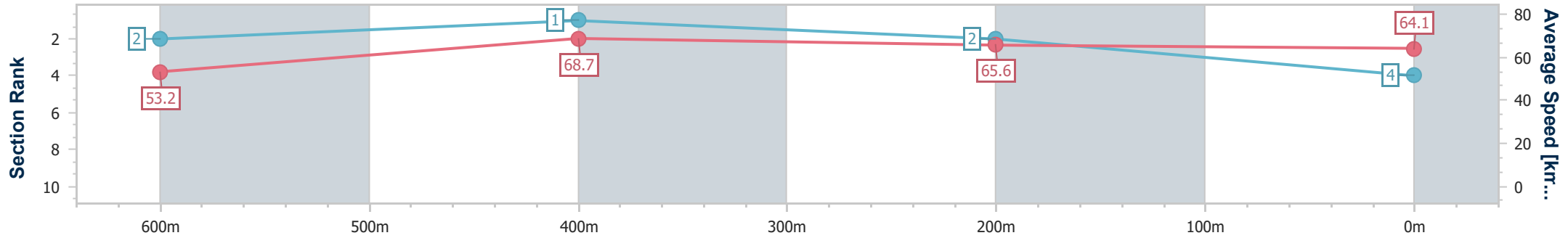
Ipswich QLD Professional  
Race 2: GREAT NORTHERN QTIS Two-Year-Old Handicap - 800m



15 January 2025 - 13:39

Track Rating: Good 4, Weather: Fine, Rail Position: +6m Entire

Section	Overall	600m	400m	200m
Section Times	0:46.23 [4] (0:13.54)	0:32.69 [2] (0:10.48)	0:22.21 [1] (0:10.94)	0:11.27 [2] (0:11.27)
Average Speed [km/h]	53.2	68.7	65.6	64.1
Top Speed [km/h]	69.4	69.9	66.8	66.3
Avg. Dist. to Rail [m]	4.7	1.5	1.6	2.2
Avg. Stride Freq. [Hz]	2.5	2.7	2.6	2.5
Avg. Stride Length [m]	5.8	7.1	7.1	7.2



- [ ] Ranking at each section and finish
- .-.- No data available at this section
- NA No data available



Horse/Jockey Name	Destinys Pinnacle
Final Rank	5
Fastest Section Time (Section)	0:10.58 (600m)
Top Speed [km/h] (Section)	70.3 (600m)
Race State	Finished



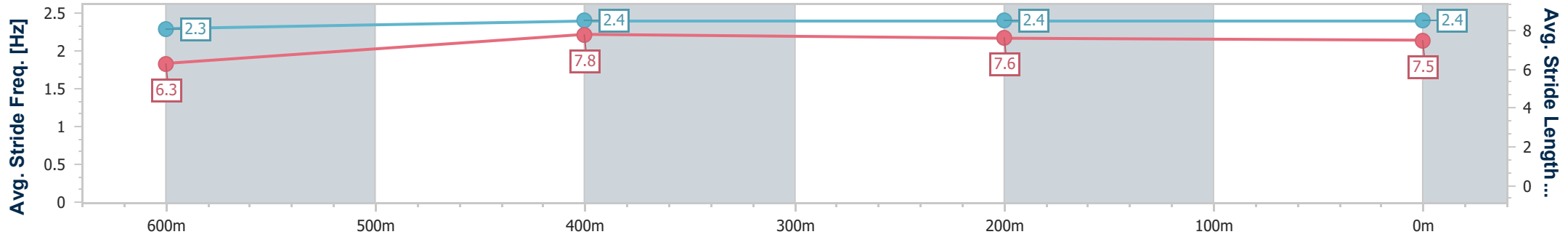
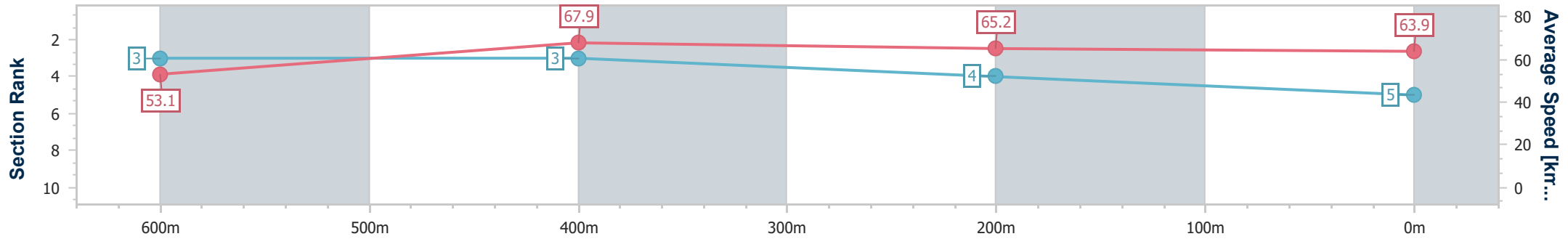
Ipswich QLD Professional  
 Race 2: GREAT NORTHERN QTIS Two-Year-Old Handicap - 800m



15 January 2025 - 13:39

Track Rating: Good 4, Weather: Fine, Rail Position: +6m Entire

Section	Overall	600m	400m	200m
Section Times	0:46.45 [5] (0:13.59)	0:32.86 [3] (0:10.58)	0:22.28 [3] (0:11.00)	0:11.28 [4] (0:11.28)
Average Speed [km/h]	53.1	67.9	65.2	63.9
Top Speed [km/h]	68.9	70.3	66.5	66.1
Avg. Dist. to Rail [m]	3.1	0.9	0.9	1.2
Avg. Stride Freq. [Hz]	2.3	2.4	2.4	2.4
Avg. Stride Length [m]	6.3	7.8	7.6	7.5



- [ ] Ranking at each section and finish
- .-.- No data available at this section
- NA No data available



Horse/Jockey Name	Mishani Breeze
Final Rank	6
Fastest Section Time (Section)	0:10.64 (600m)
Top Speed [km/h] (Section)	69.5 (600m)
Race State	Finished



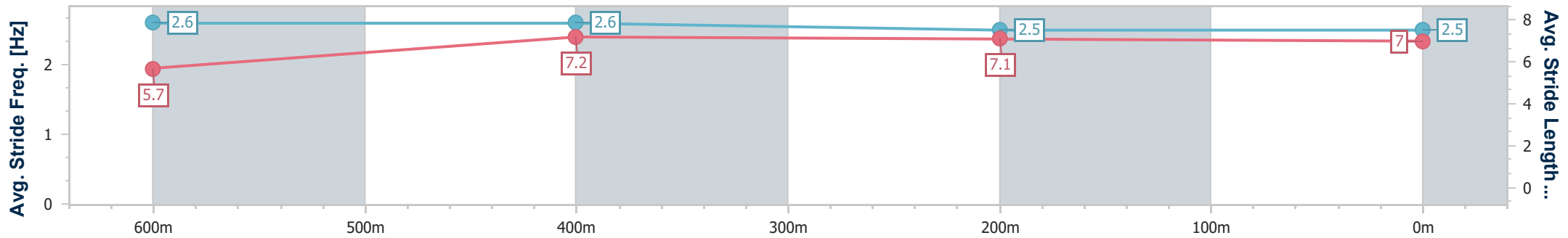
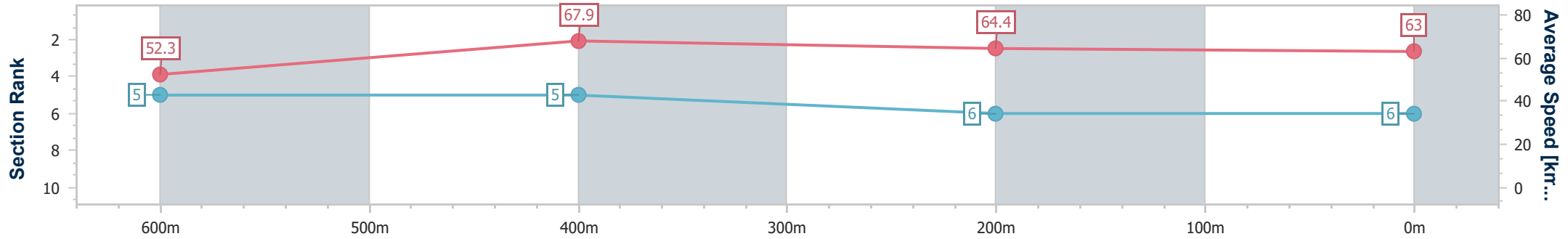
Ipswich QLD Professional  
 Race 2: GREAT NORTHERN QTIS Two-Year-Old Handicap - 800m



15 January 2025 - 13:39

Track Rating: Good 4, Weather: Fine, Rail Position: +6m Entire

Section	Overall	600m	400m	200m
Section Times	0:47.00 [6] (0:13.79)	0:33.21 [5] (0:10.64)	0:22.57 [5] (0:11.13)	0:11.44 [6] (0:11.44)
Average Speed [km/h]	52.3	67.9	64.4	63.0
Top Speed [km/h]	69.0	69.5	65.3	64.5
Avg. Dist. to Rail [m]	1.8	1.1	1.1	1.0
Avg. Stride Freq. [Hz]	2.6	2.6	2.5	2.5
Avg. Stride Length [m]	5.7	7.2	7.1	7.0



- [ ] Ranking at each section and finish
- .-.- No data available at this section
- NA No data available





Horse/Jockey Name	Mishani Steller
Final Rank	7
Fastest Section Time (Section)	0:10.76 (600m)
Top Speed [km/h] (Section)	68.4 (600m)
Race State	Finished



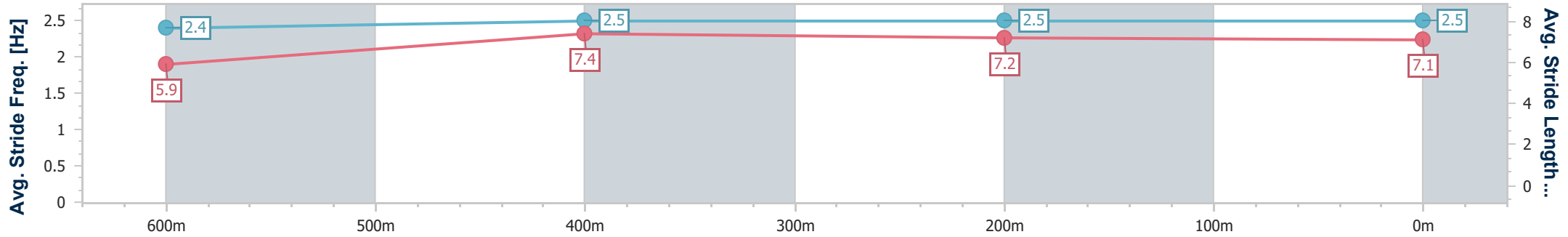
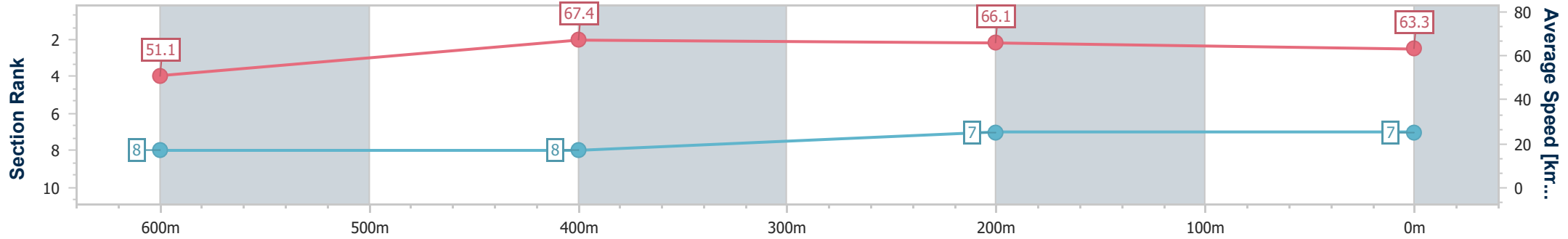
Ipswich QLD Professional  
 Race 2: GREAT NORTHERN QTIS Two-Year-Old Handicap - 800m



15 January 2025 - 13:39

Track Rating: Good 4, Weather: Fine, Rail Position: +6m Entire

Section	Overall	600m	400m	200m
Section Times	0:47.08 [7] (0:14.05)	0:33.03 [8] (0:10.76)	0:22.27 [8] (0:10.85)	0:11.42 [7] (0:11.42)
Average Speed [km/h]	51.1	67.4	66.1	63.3
Top Speed [km/h]	66.5	68.4	66.7	66.2
Avg. Dist. to Rail [m]	8.8	2.4	1.2	3.2
Avg. Stride Freq. [Hz]	2.4	2.5	2.5	2.5
Avg. Stride Length [m]	5.9	7.4	7.2	7.1



- [ ] Ranking at each section and finish
- .-.- No data available at this section
- NA No data available



Horse/Jockey Name	Unsure Miss
Final Rank	8
Fastest Section Time (Section)	0:10.76 (600m)
Top Speed [km/h] (Section)	69.1 (600m)
Race State	Finished



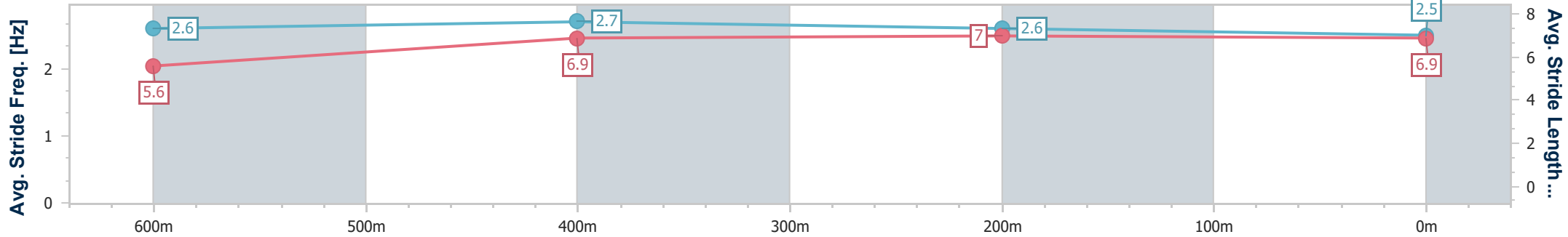
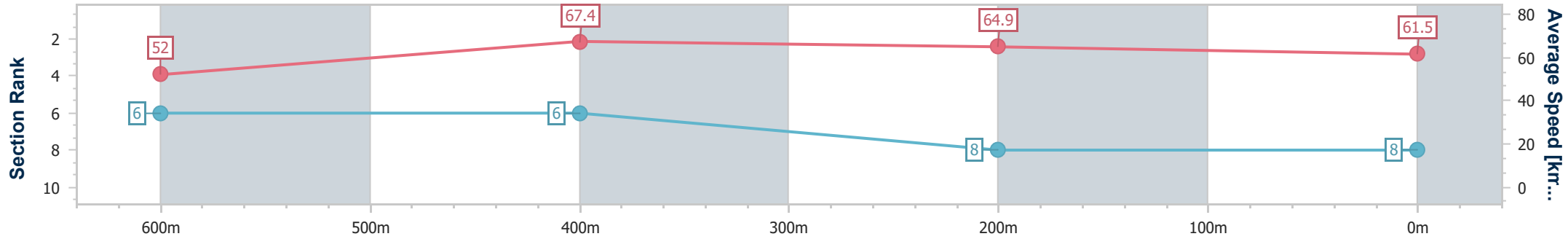
Ipswich QLD Professional  
 Race 2: GREAT NORTHERN QTIS Two-Year-Old Handicap - 800m



15 January 2025 - 13:39

Track Rating: Good 4, Weather: Fine, Rail Position: +6m Entire

Section	Overall	600m	400m	200m
Section Times	0:47.52 [8] (0:13.90)	0:33.62 [6] (0:10.76)	0:22.86 [6] (0:11.15)	0:11.71 [8] (0:11.71)
Average Speed [km/h]	52.0	67.4	64.9	61.5
Top Speed [km/h]	68.6	69.1	66.7	63.9
Avg. Dist. to Rail [m]	3.5	2.7	2.3	6.5
Avg. Stride Freq. [Hz]	2.6	2.7	2.6	2.5
Avg. Stride Length [m]	5.6	6.9	7.0	6.9



- [ ] Ranking at each section and finish
- .-.- No data available at this section
- NA No data available

# Ipswich QLD Professional

## Race 3: SCHWEPPE'S Maiden Handicap - 1200m

15 January 2025 - 14:14

Track Rating: Good 4, Weather: Fine, Rail Position: +6m Entire

Section												Last 600m					
Field Times		Overall	1000m	800m	600m	400m	200m						0:34.68				
		1:09.86 (0:13.32)	0:56.54 (0:10.65)	0:45.89 (0:11.21)	0:34.68 (0:11.63)	0:23.05 (0:11.47)	0:11.58 (0:11.58)										
Rank	TAB	Horse/Jockey	Barrier	Top Speed [km/h]	Fastest Section											Margin	Distance Travelled [m]
1	4	KEEP SAFE Jasper Franklin	2	69.4 1000m	0:10.54 1000m	1:09.86 [1] (0:13.48)	0:56.38 [3] (0:10.54)	0:45.84 [2] (0:11.17)	0:34.67 [2] (0:11.62)	0:23.05 [1] (0:11.47)	0:11.58 [1] (0:11.58)	1:09.86	0:34.67				
2	9	ACAPULCO GIRL Ron Stewart	6	69.1 1000m	0:10.77 1000m	1:10.25 [2] (0:13.40)	0:56.85 [2] (0:10.77)	0:46.08 [3] (0:11.16)	0:34.92 [3] (0:11.64)	0:23.28 [3] (0:11.61)	0:11.67 [3] (0:11.67)	2.31L	0:34.92	+4			
3	14	SUGAR ISLAND Robbie Dolan	4	68.2 1000m	0:10.68 1000m	1:10.32 [3] (0:13.62)	0:56.70 [7] (0:10.68)	0:46.02 [5] (0:11.09)	0:34.93 [4] (0:11.62)	0:23.31 [4] (0:11.61)	0:11.70 [4] (0:11.70)	2.7L	0:34.93	+6			
4	3	CRACKENTHORPE Dan McGillivray	8	69.4 1000m	0:10.60 1000m	1:10.34 [4] (0:14.14)	0:56.20 [11] (0:10.60)	0:45.60 [11] (0:11.11)	0:34.49 [11] (0:11.55)	0:22.94 [11] (0:11.35)	0:11.59 [6] (0:11.59)	2.81L	0:34.49	-1			
5	7	IN NO DOUBT Damien Thornton	9	68.7 Overall	0:10.95 1000m	1:10.53 [5] (0:13.51)	0:57.02 [4] (0:10.95)	0:46.07 [6] (0:11.13)	0:34.94 [6] (0:11.53)	0:23.41 [6] (0:11.52)	0:11.89 [5] (0:11.89)	3.97L	0:34.94	+7			
6	12	DEUTERIUM Andrew Mallyon	10	66.8 Overall	0:11.02 1000m	1:10.81 [6] (0:13.53)	0:57.28 [5] (0:11.02)	0:46.26 [8] (0:11.17)	0:35.09 [10] (0:11.64)	0:23.45 [10] (0:11.52)	0:11.93 [9] (0:11.93)	5.59L	0:35.09	+5			
7	6	VESPER LYND Michael Rodd	3	69.1 1000m	0:10.65 1000m	1:10.83 [7] (0:13.32)	0:57.51 [1] (0:10.65)	0:46.86 [1] (0:11.21)	0:35.65 [1] (0:11.64)	0:24.01 [2] (0:11.70)	0:12.31 [2] (0:12.31)	5.74L	0:35.65	+3			
8	5	DAISY'S PRIDE Siobhan Rutledge	11	67.6 1000m	0:11.01 1000m	1:10.86 [8] (0:13.57)	0:57.29 [6] (0:11.01)	0:46.28 [9] (0:11.04)	0:35.24 [7] (0:11.68)	0:23.56 [8] (0:11.45)	0:12.11 [7] (0:12.11)	5.87L	0:35.24	+9			
9	11	BETA BETTER Nozi Tomizawa	7	69.2 1000m	0:10.67 1000m	1:10.91 [9] (0:13.81)	0:57.10 [9] (0:10.67)	0:46.43 [7] (0:11.14)	0:35.29 [8] (0:11.64)	0:23.65 [7] (0:11.70)	0:11.95 [10] (0:11.95)	6.17L	0:35.29	+2			
10	8	NEO VICI Georgina Cartwright	1	69.0 1000m	0:10.58 1000m	1:11.15 [10] (0:14.00)	0:57.15 [10] (0:10.58)	0:46.57 [10] (0:11.12)	0:35.45 [9] (0:11.65)	0:23.80 [9] (0:11.78)	0:12.02 [11] (0:12.02)	7.58L	0:35.45	+0			

Scratched: Petite Palace (#10), Turn Up The Music (#1), Colinton (#2), Shake'n'cake (#13)



Ipswich QLD Professional  
 Race 3: SCHWEPPE'S Maiden Handicap - 1200m  
 15 January 2025 - 14:14



Track Rating: Good 4, Weather: Fine, Rail Position: +6m Entire

Section	Overall	1000m	800m	600m	400m	200m	Last 600m
Field Times	1:09.86 (0:13.32)	0:56.54 (0:10.65)	0:45.89 (0:11.21)	0:34.68 (0:11.63)	0:23.05 (0:11.47)	0:11.58 (0:11.58)	0:34.68

Rank	TAB	Horse/Jockey	Barrier	Top Speed [km/h]	Fastest Section	Margin	Distance Travelled [m]
11	15	SLIM CHANCE	5	68.8	0:10.59	14.68L	-1
		Mark Du Plessis		1000m	1000m		

Scratched: Petite Palace (#10), Turn Up The Music (#1), Colinton (#2), Shake'n'bake (#13)

[ ] Ranking at each section and finish  
 -:-:- No data available at this section  
 NA No data available

SCN Saddle cloth number  
 DNF Did not finish  
 DNT Did not track



Horse/Jockey Name	Keep Safe
Final Rank	1
Fastest Section Time (Section)	0:10.54 (1000m)
Top Speed [km/h] (Section)	69.4 (1000m)
Race State	Finished



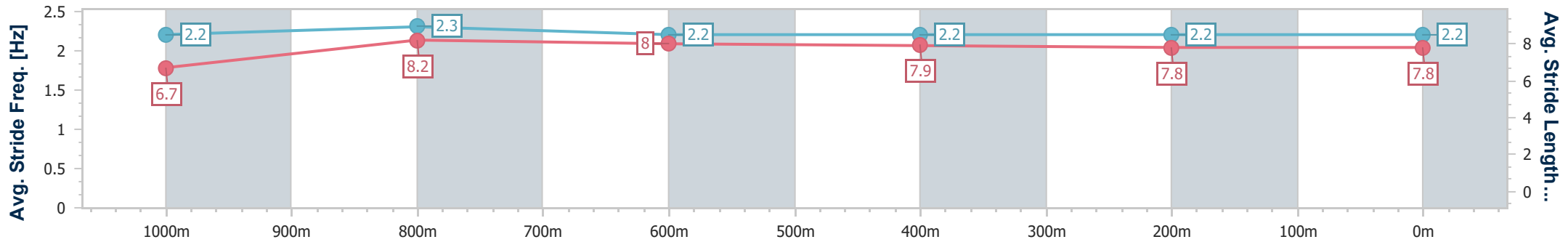
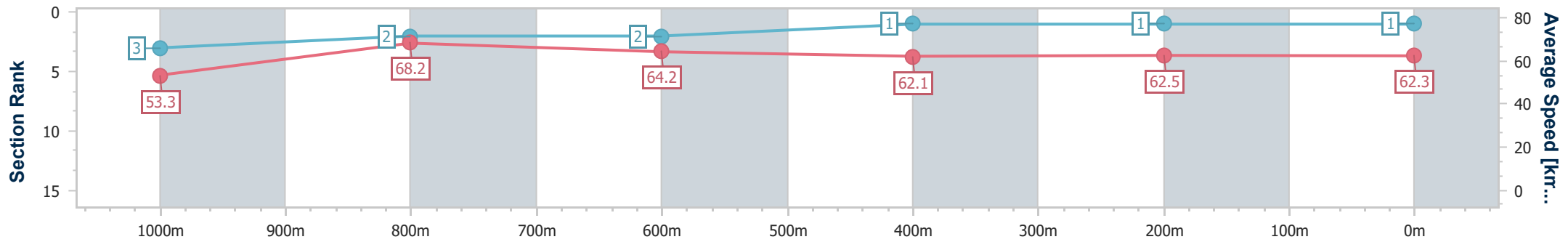
Ipswich QLD Professional  
Race 3: SCHWEPPE'S Maiden Handicap - 1200m



15 January 2025 - 14:14

Track Rating: Good 4, Weather: Fine, Rail Position: +6m Entire

Section	Overall	1000m	800m	600m	400m	200m
Section Times	1:09.86 [1] (0:13.48)	0:56.38 [3] (0:10.54)	0:45.84 [2] (0:11.17)	0:34.67 [2] (0:11.62)	0:23.05 [1] (0:11.47)	0:11.58 [1] (0:11.58)
Average Speed [km/h]	53.3	68.2	64.2	62.1	62.5	62.3
Top Speed [km/h]	69.1	69.4	66.6	62.5	63.7	63.5
Avg. Dist. to Rail [m]	1.4	1.4	0.4	0.3	0.9	0.3
Avg. Stride Freq. [Hz]	2.2	2.3	2.2	2.2	2.2	2.2
Avg. Stride Length [m]	6.7	8.2	8.0	7.9	7.8	7.8



- [ ] Ranking at each section and finish
- .-.- No data available at this section
- NA No data available



Horse/Jockey Name	Acapulco Girl
Final Rank	2
Fastest Section Time (Section)	0:10.77 (1000m)
Top Speed [km/h] (Section)	69.1 (1000m)
Race State	Finished



### Ipswich QLD Professional

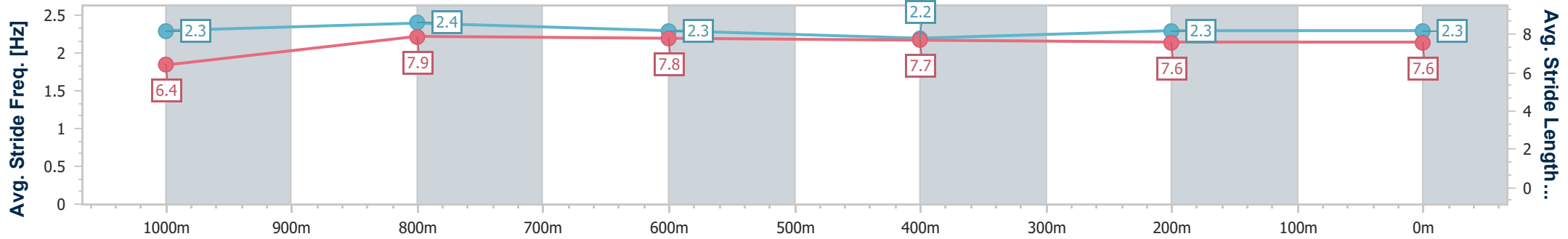
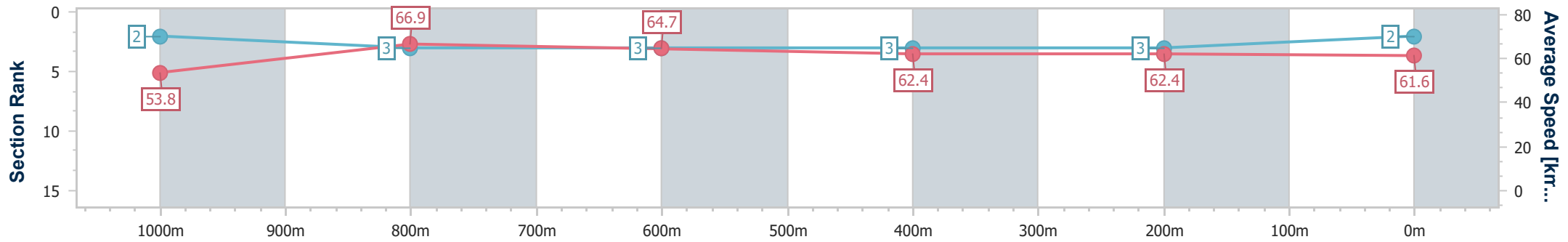
Race 3: SCHWEPPE'S Maiden Handicap - 1200m

15 January 2025 - 14:14



Track Rating: Good 4, Weather: Fine, Rail Position: +6m Entire

Section	Overall	1000m	800m	600m	400m	200m
Section Times	1:10.25 [2] (0:13.40)	0:56.85 [2] (0:10.77)	0:46.08 [3] (0:11.16)	0:34.92 [3] (0:11.64)	0:23.28 [3] (0:11.61)	0:11.67 [3] (0:11.67)
Average Speed [km/h]	53.8	66.9	64.7	62.4	62.4	61.6
Top Speed [km/h]	69.0	69.1	66.1	63.0	63.3	63.3
Avg. Dist. to Rail [m]	4.7	1.0	1.2	2.3	2.3	4.8
Avg. Stride Freq. [Hz]	2.3	2.4	2.3	2.2	2.3	2.3
Avg. Stride Length [m]	6.4	7.9	7.8	7.7	7.6	7.6



- [ ] Ranking at each section and finish
- .-.- No data available at this section
- NA No data available



Horse/Jockey Name	Sugar Island
Final Rank	3
Fastest Section Time (Section)	0:10.68 (1000m)
Top Speed [km/h] (Section)	68.2 (1000m)
Race State	Finished



### Ipswich QLD Professional

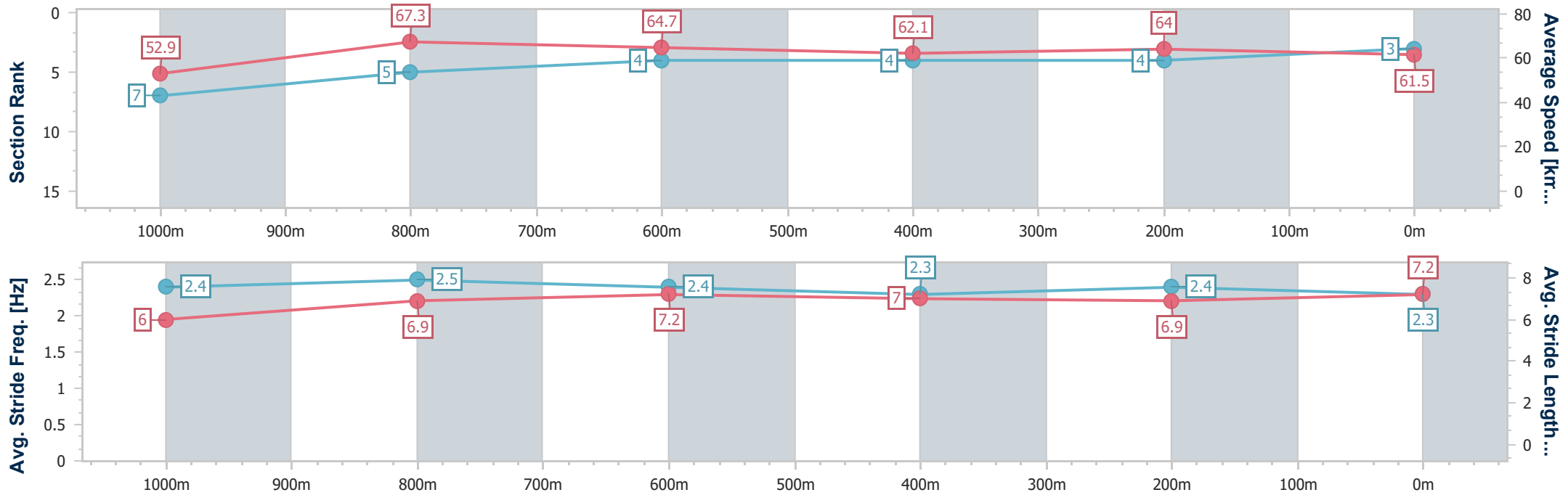
Race 3: SCHWEPPE'S Maiden Handicap - 1200m

15 January 2025 - 14:14



Track Rating: Good 4, Weather: Fine, Rail Position: +6m Entire

Section	Overall	1000m	800m	600m	400m	200m
Section Times	1:10.32 [3] (0:13.62)	0:56.70 [7] (0:10.68)	0:46.02 [5] (0:11.09)	0:34.93 [4] (0:11.62)	0:23.31 [4] (0:11.61)	0:11.70 [4] (0:11.70)
Average Speed [km/h]	52.9	67.3	64.7	62.1	64.0	61.5
Top Speed [km/h]	66.6	68.2	66.2	63.0	67.0	63.2
Avg. Dist. to Rail [m]	3.1	1.3	0.8	0.5	1.3	1.3
Avg. Stride Freq. [Hz]	2.4	2.5	2.4	2.3	2.4	2.3
Avg. Stride Length [m]	6.0	6.9	7.2	7.0	6.9	7.2



- [ ] Ranking at each section and finish
- .-.- No data available at this section
- NA No data available



Horse/Jockey Name	Crackenthorpe
Final Rank	4
Fastest Section Time (Section)	0:10.60 (1000m)
Top Speed [km/h] (Section)	69.4 (1000m)
Race State	Finished



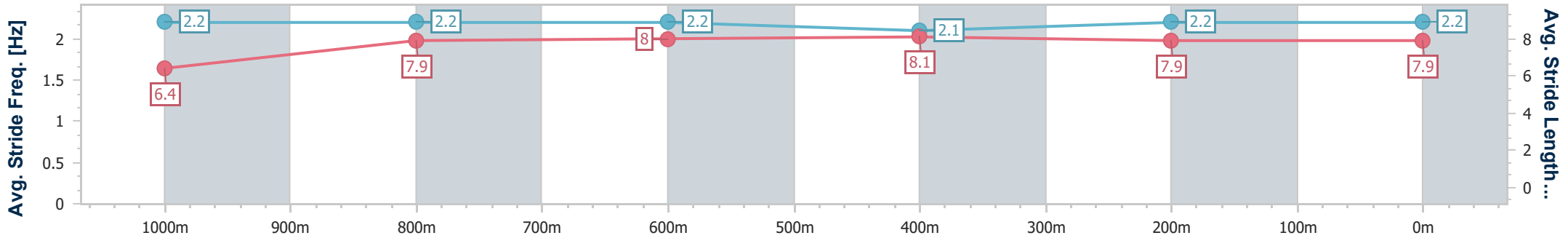
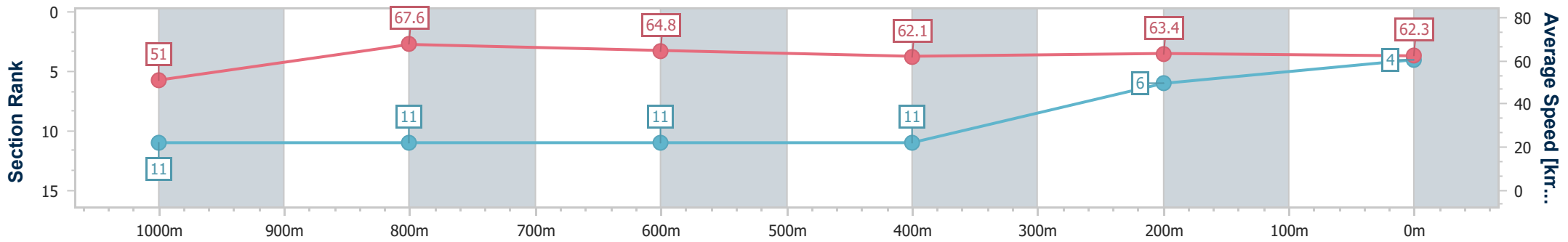
Ipswich QLD Professional  
Race 3: SCHWEPPE'S Maiden Handicap - 1200m



15 January 2025 - 14:14

Track Rating: Good 4, Weather: Fine, Rail Position: +6m Entire

Section	Overall	1000m	800m	600m	400m	200m
Section Times	1:10.34 [4] (0:14.14)	0:56.20 [11] (0:10.60)	0:45.60 [11] (0:11.11)	0:34.49 [11] (0:11.55)	0:22.94 [11] (0:11.35)	0:11.59 [6] (0:11.59)
Average Speed [km/h]	51.0	67.6	64.8	62.1	63.4	62.3
Top Speed [km/h]	68.2	69.4	65.8	62.8	64.2	63.3
Avg. Dist. to Rail [m]	3.3	1.4	0.7	0.2	0.5	1.3
Avg. Stride Freq. [Hz]	2.2	2.2	2.2	2.1	2.2	2.2
Avg. Stride Length [m]	6.4	7.9	8.0	8.1	7.9	7.9



- [ ] Ranking at each section and finish
- .-.- No data available at this section
- NA No data available





Horse/Jockey Name	In No Doubt
Final Rank	5
Fastest Section Time (Section)	0:10.95 (1000m)
Top Speed [km/h] (Section)	68.7 (Overall)
Race State	Finished



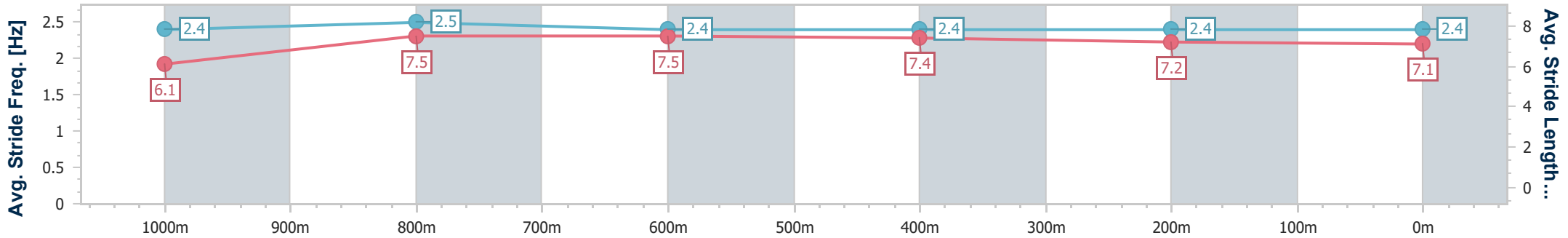
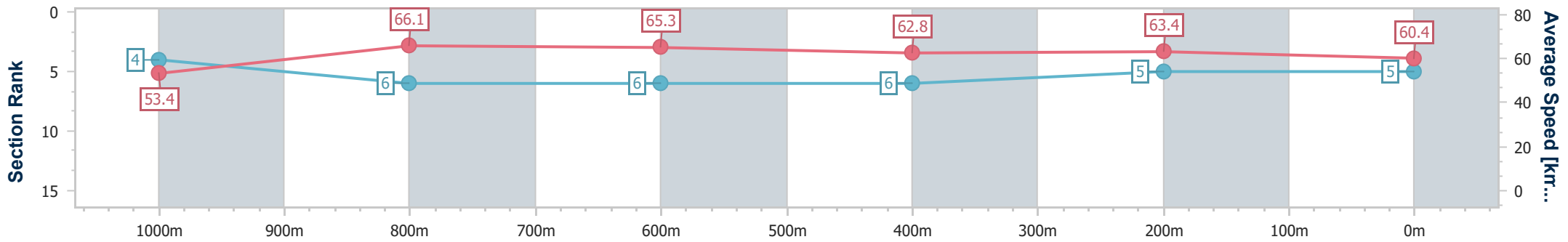
Ipswich QLD Professional  
Race 3: SCHWEPPE'S Maiden Handicap - 1200m



15 January 2025 - 14:14

Track Rating: Good 4, Weather: Fine, Rail Position: +6m Entire

Section	Overall	1000m	800m	600m	400m	200m
Section Times	1:10.53 [5] (0:13.51)	0:57.02 [4] (0:10.95)	0:46.07 [6] (0:11.13)	0:34.94 [6] (0:11.53)	0:23.41 [6] (0:11.52)	0:11.89 [5] (0:11.89)
Average Speed [km/h]	53.4	66.1	65.3	62.8	63.4	60.4
Top Speed [km/h]	68.7	67.7	66.3	65.2	65.2	62.5
Avg. Dist. to Rail [m]	7.3	3.0	1.7	2.3	4.4	7.2
Avg. Stride Freq. [Hz]	2.4	2.5	2.4	2.4	2.4	2.4
Avg. Stride Length [m]	6.1	7.5	7.5	7.4	7.2	7.1



- [ ] Ranking at each section and finish
- .-.- No data available at this section
- NA No data available



Horse/Jockey Name	Deuterium
Final Rank	6
Fastest Section Time (Section)	0:11.02 (1000m)
Top Speed [km/h] (Section)	66.8 (Overall)
Race State	Finished



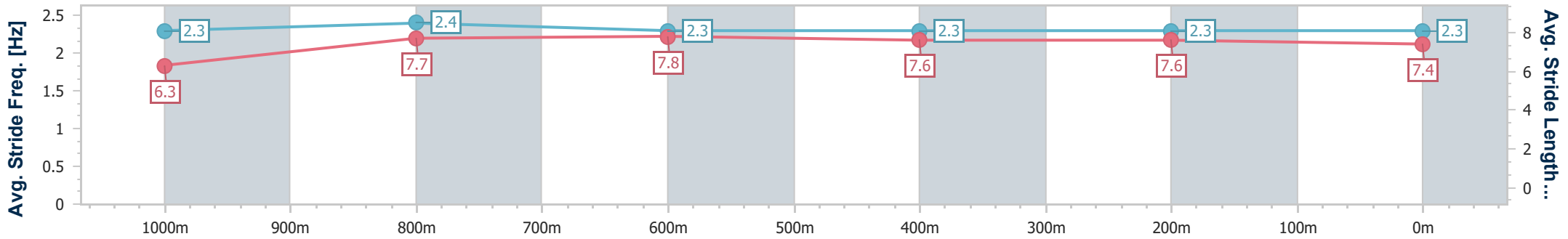
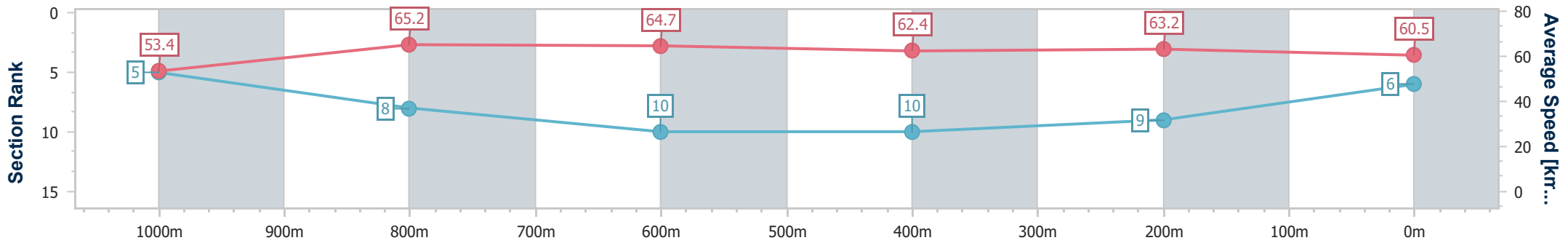
Ipswich QLD Professional  
Race 3: SCHWEPPE'S Maiden Handicap - 1200m



15 January 2025 - 14:14

Track Rating: Good 4, Weather: Fine, Rail Position: +6m Entire

Section	Overall	1000m	800m	600m	400m	200m
Section Times	1:10.81 [6] (0:13.53)	0:57.28 [5] (0:11.02)	0:46.26 [8] (0:11.17)	0:35.09 [10] (0:11.64)	0:23.45 [10] (0:11.52)	0:11.93 [9] (0:11.93)
Average Speed [km/h]	53.4	65.2	64.7	62.4	63.2	60.5
Top Speed [km/h]	66.8	66.6	66.3	63.1	64.3	62.5
Avg. Dist. to Rail [m]	8.1	1.6	0.9	2.3	3.7	5.6
Avg. Stride Freq. [Hz]	2.3	2.4	2.3	2.3	2.3	2.3
Avg. Stride Length [m]	6.3	7.7	7.8	7.6	7.6	7.4



- [ ] Ranking at each section and finish
- .-.- No data available at this section
- NA No data available



Horse/Jockey Name	Vesper Lynd
Final Rank	7
Fastest Section Time (Section)	0:10.65 (1000m)
Top Speed [km/h] (Section)	69.1 (1000m)
Race State	Finished



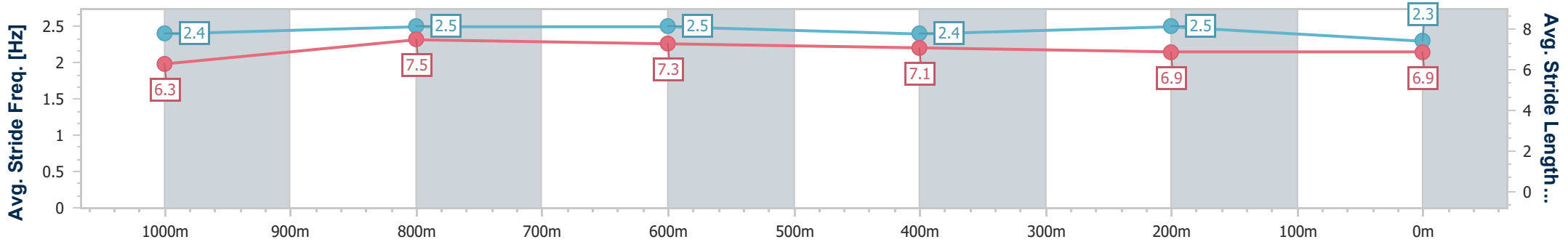
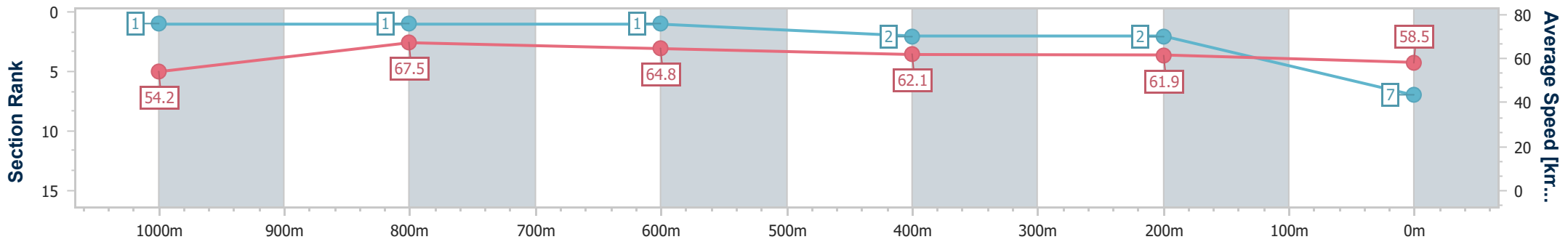
Ipswich QLD Professional  
Race 3: SCHWEPPE'S Maiden Handicap - 1200m



15 January 2025 - 14:14

Track Rating: Good 4, Weather: Fine, Rail Position: +6m Entire

Section	Overall	1000m	800m	600m	400m	200m
Section Times	1:10.83 [7] (0:13.32)	0:57.51 [1] (0:10.65)	0:46.86 [1] (0:11.21)	0:35.65 [1] (0:11.64)	0:24.01 [2] (0:11.70)	0:12.31 [2] (0:12.31)
Average Speed [km/h]	54.2	67.5	64.8	62.1	61.9	58.5
Top Speed [km/h]	68.1	69.1	65.7	63.3	62.4	61.9
Avg. Dist. to Rail [m]	1.7	0.6	1.8	1.4	1.9	3.5
Avg. Stride Freq. [Hz]	2.4	2.5	2.5	2.4	2.5	2.3
Avg. Stride Length [m]	6.3	7.5	7.3	7.1	6.9	6.9



- [ ] Ranking at each section and finish
- .-.- No data available at this section
- NA No data available



Horse/Jockey Name	Daisy's Pride
Final Rank	8
Fastest Section Time (Section)	0:11.01 (1000m)
Top Speed [km/h] (Section)	67.6 (1000m)
Race State	Finished



### Ipswich QLD Professional

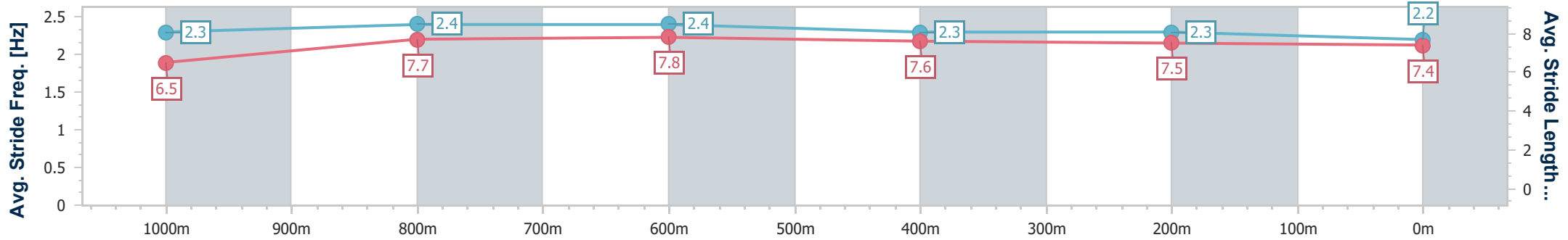
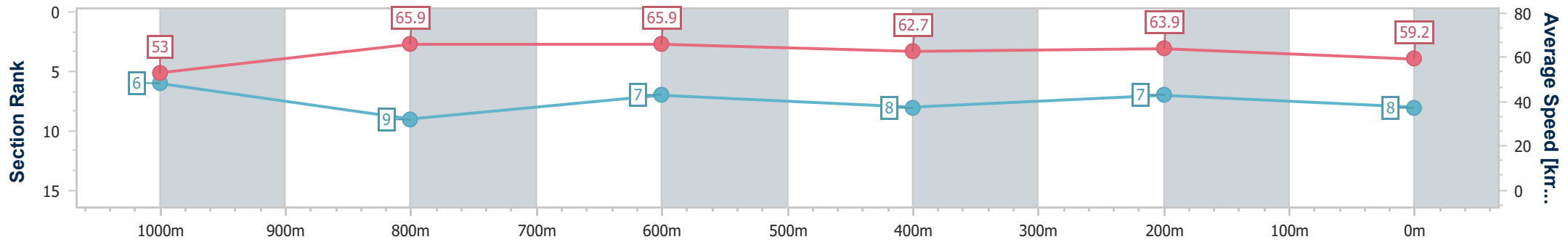
Race 3: SCHWEPPE'S Maiden Handicap - 1200m

15 January 2025 - 14:14



Track Rating: Good 4, Weather: Fine, Rail Position: +6m Entire

Section	Overall	1000m	800m	600m	400m	200m
Section Times	1:10.86 [8] (0:13.57)	0:57.29 [6] (0:11.01)	0:46.28 [9] (0:11.04)	0:35.24 [7] (0:11.68)	0:23.56 [8] (0:11.45)	0:12.11 [7]
Average Speed [km/h]	53.0	65.9	65.9	62.7	63.9	59.2
Top Speed [km/h]	66.8	67.6	67.0	64.1	64.5	62.7
Avg. Dist. to Rail [m]	9.2	3.1	2.6	4.1	4.7	7.2
Avg. Stride Freq. [Hz]	2.3	2.4	2.4	2.3	2.3	2.2
Avg. Stride Length [m]	6.5	7.7	7.8	7.6	7.5	7.4



- [ ] Ranking at each section and finish
- .-.- No data available at this section
- NA No data available



Horse/Jockey Name	Beta Better
Final Rank	9
Fastest Section Time (Section)	0:10.67 (1000m)
Top Speed [km/h] (Section)	69.2 (1000m)
Race State	Finished



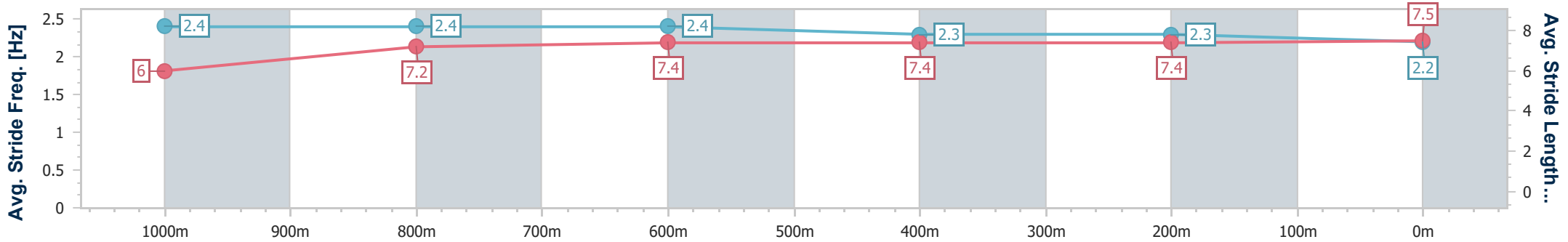
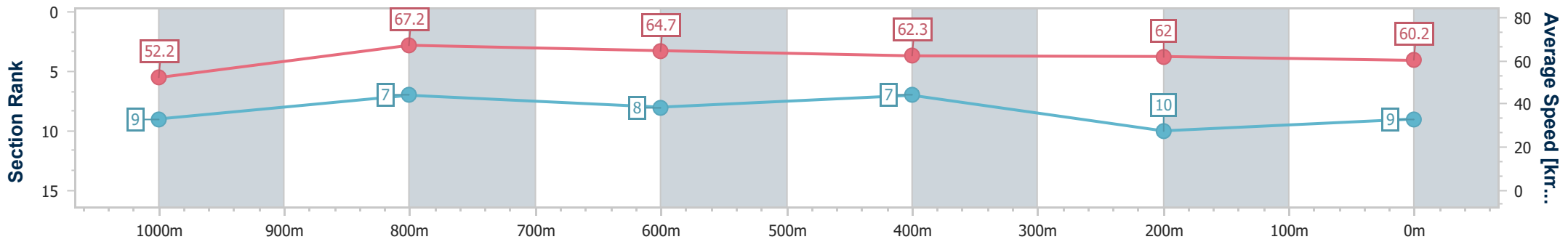
Ipswich QLD Professional  
Race 3: SCHWEPPE'S Maiden Handicap - 1200m



15 January 2025 - 14:14

Track Rating: Good 4, Weather: Fine, Rail Position: +6m Entire

Section	Overall	1000m	800m	600m	400m	200m
Section Times	1:10.91 [9] (0:13.81)	0:57.10 [9] (0:10.67)	0:46.43 [7] (0:11.14)	0:35.29 [8] (0:11.64)	0:23.65 [7] (0:11.70)	0:11.95 [10] (0:11.95)
Average Speed [km/h]	52.2	67.2	64.7	62.3	62.0	60.2
Top Speed [km/h]	69.1	69.2	65.6	63.1	62.8	62.7
Avg. Dist. to Rail [m]	3.5	0.8	0.4	1.3	2.5	4.1
Avg. Stride Freq. [Hz]	2.4	2.4	2.4	2.3	2.3	2.2
Avg. Stride Length [m]	6.0	7.2	7.4	7.4	7.4	7.5



- [ ] Ranking at each section and finish
- .-.- No data available at this section
- NA No data available



Horse/Jockey Name	Neo Vici
Final Rank	10
Fastest Section Time (Section)	0:10.58 (1000m)
Top Speed [km/h] (Section)	69.0 (1000m)
Race State	Finished



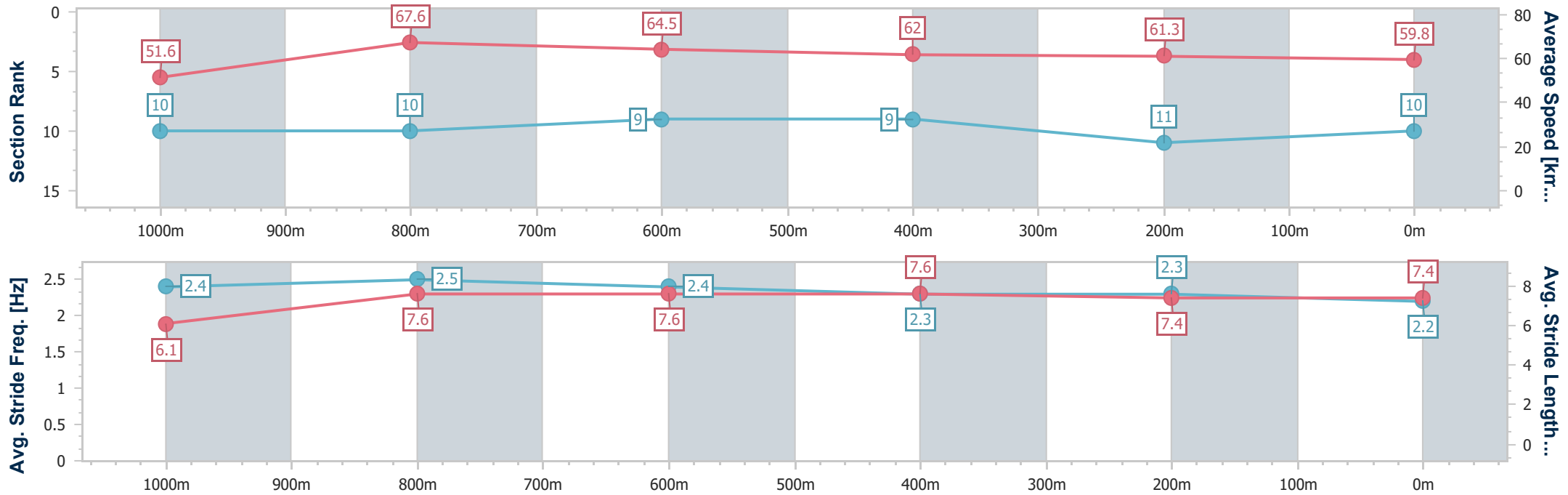
Ipswich QLD Professional  
Race 3: SCHWEPPE'S Maiden Handicap - 1200m



15 January 2025 - 14:14

Track Rating: Good 4, Weather: Fine, Rail Position: +6m Entire

Section	Overall	1000m	800m	600m	400m	200m
Section Times	1:11.15 [10] (0:14.00)	0:57.15 [10] (0:10.58)	0:46.57 [10] (0:11.12)	0:35.45 [9] (0:11.65)	0:23.80 [9] (0:11.78)	0:12.02 [11] (0:12.02)
Average Speed [km/h]	51.6	67.6	64.5	62.0	61.3	59.8
Top Speed [km/h]	68.0	69.0	65.5	63.0	61.9	60.9
Avg. Dist. to Rail [m]	0.7	1.3	0.6	0.8	0.4	1.6
Avg. Stride Freq. [Hz]	2.4	2.5	2.4	2.3	2.3	2.2
Avg. Stride Length [m]	6.1	7.6	7.6	7.6	7.4	7.4



- [ ] Ranking at each section and finish
- .-.- No data available at this section
- NA No data available



Horse/Jockey Name	Slim Chance
Final Rank	11
Fastest Section Time (Section)	0:10.59 (1000m)
Top Speed [km/h] (Section)	68.8 (1000m)
Race State	Finished



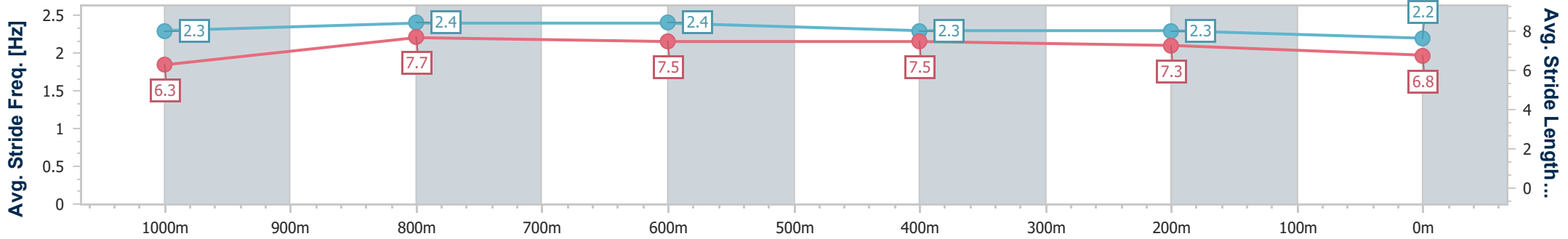
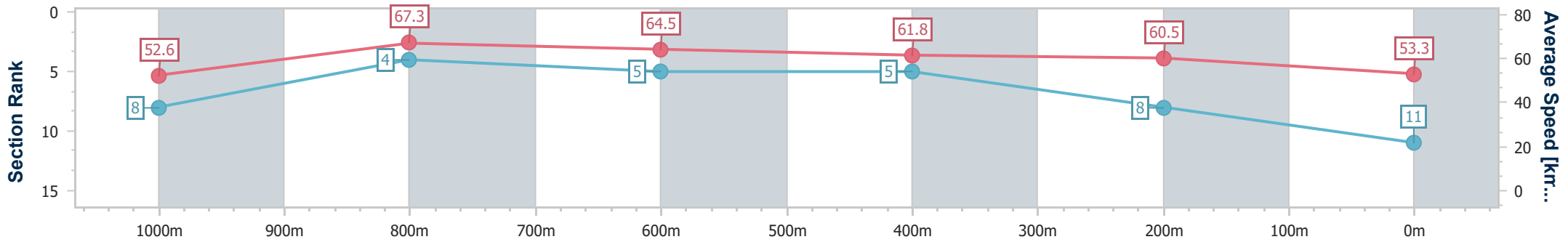
Ipswich QLD Professional  
Race 3: SCHWEPPE'S Maiden Handicap - 1200m



15 January 2025 - 14:14

Track Rating: Good 4, Weather: Fine, Rail Position: +6m Entire

Section	Overall	1000m	800m	600m	400m	200m
Section Times	1:12.35 [11] (0:13.71)	0:58.64 [8] (0:10.59)	0:48.05 [4] (0:11.13)	0:36.92 [5] (0:11.59)	0:25.33 [5] (0:11.83)	0:13.50 [8] (0:13.50)
Average Speed [km/h]	52.6	67.3	64.5	61.8	60.5	53.3
Top Speed [km/h]	68.4	68.8	66.2	63.2	62.3	58.9
Avg. Dist. to Rail [m]	2.5	0.8	1.0	1.1	1.1	0.9
Avg. Stride Freq. [Hz]	2.3	2.4	2.4	2.3	2.3	2.2
Avg. Stride Length [m]	6.3	7.7	7.5	7.5	7.3	6.8



- [ ] Ranking at each section and finish
- .-.-.- No data available at this section
- NA No data available

Track Rating: Good 4, Weather: Fine, Rail Position: +6m Entire

Section		Field Times										Last 600m	
		Overall	1200m	1000m	800m	600m	400m						0:35.52
		(0:10.79)	(0:10.76)	(0:11.35)	(0:11.66)	(0:11.87)	(0:11.75)						
Rank	TAB	Horse/Jockey	Barrier	Top Speed [km/h]	Fastest Section								Distance Travelled [m]
1	10	LOVE 'N' ROCKETS	9	67.0	0:11.06	1:20.08 [1]	1:08.62 [9]	0:57.56 [8]	0:46.17 [9]	0:34.46 [9]	0:22.72 [8]	0:34.46	
		Emily Lang		200m	1200m	(0:11.46)	(0:11.06)	(0:11.39)	(0:11.71)	(0:11.74)	(0:11.39)		
2	5	DRACENA	11	67.6	0:10.85	1:20.19 [2]	1:09.22 [2]	0:58.37 [4]	0:46.93 [4]	0:35.29 [4]	0:23.55 [3]	0:35.29	+0
		Mark Du Plessis		1200m	1200m	(0:10.97)	(0:10.85)	(0:11.44)	(0:11.64)	(0:11.74)	(0:11.68)		
3	6	HELLO LOVELY	7	68.9	0:10.71	1:20.37 [3]	1:09.39 [3]	0:58.68 [2]	0:47.34 [2]	0:35.70 [2]	0:23.94 [1]	0:35.70	-3
		Martin Harley		1200m	1200m	(0:10.98)	(0:10.71)	(0:11.34)	(0:11.64)	(0:11.76)	(0:11.75)		
4	3	ARATIRI	4	68.0	0:10.74	1:20.58 [4]	1:09.56 [4]	0:58.82 [3]	0:47.41 [3]	0:35.80 [3]	0:23.92 [4]	0:35.80	-5
		Georgina Cartwright		1200m	1200m	(0:11.02)	(0:10.74)	(0:11.41)	(0:11.61)	(0:11.88)	(0:11.95)		
5	13	MISTER TUDOR	8	67.8	0:10.89	1:20.70 [5]	1:09.61 [5]	0:58.72 [5]	0:47.13 [5]	0:35.39 [5]	0:23.67 [5]	0:35.39	-2
		Bailey Wheeler		1200m	1200m	(0:11.09)	(0:10.89)	(0:11.59)	(0:11.74)	(0:11.72)	(0:11.92)		
6	12	TOP LEVEL	5	66.4	0:11.08	1:20.72 [6]	1:09.05 [11]	0:57.97 [11]	0:46.58 [11]	0:34.75 [11]	0:23.05 [11]	0:34.75	+1
		Samantha Collett		1200m	1200m	(0:11.67)	(0:11.08)	(0:11.39)	(0:11.83)	(0:11.70)	(0:11.54)		
7	17	ROTHELTY	1	66.2	0:11.15	1:20.88 [7]	1:09.33 [10]	0:58.18 [10]	0:46.85 [10]	0:35.18 [10]	0:23.43 [10]	0:35.18	-6
		Jake Bayliss		1200m	1200m	(0:11.55)	(0:11.15)	(0:11.33)	(0:11.67)	(0:11.75)	(0:11.62)		
8	9	LIPAROTA	10	66.5	0:11.21	1:20.93 [8]	1:09.49 [8]	0:58.26 [9]	0:47.05 [8]	0:35.48 [7]	0:23.66 [7]	0:35.48	+2
		Cejay Graham		1000m	1000m	(0:11.44)	(0:11.23)	(0:11.21)	(0:11.57)	(0:11.82)	(0:11.72)		
9	1	AVERRED	6	65.9	0:11.13	1:21.17 [9]	1:09.88 [6]	0:58.75 [7]	0:47.36 [7]	0:35.65 [8]	0:23.76 [9]	0:35.65	+0
		Adam Sewell		1000m	1200m	(0:11.29)	(0:11.13)	(0:11.39)	(0:11.71)	(0:11.89)	(0:11.70)		
10	16	MONONYM	2	66.5	0:11.08	1:21.22 [10]	1:09.89 [7]	0:58.81 [6]	0:47.53 [6]	0:35.80 [6]	0:24.01 [6]	0:35.80	-7
		Luke Dempsey		1000m	1200m	(0:11.33)	(0:11.08)	(0:11.28)	(0:11.73)	(0:11.79)	(0:11.80)		

Scratched: Makeminemilo (#18), Brutal Sue (#19), Sugar Island (#2), Hurricane Rosie (#7), Leucaena (#8), Ceekay's Choice (#4), Billilicious (#15)





# Ipswich QLD Professional

## Race 4: VINCE INSURANCE QTIS Three-Year-Old Maiden Plate - 1350m

15 January 2025 - 14:50



Track Rating: Good 4, Weather: Fine, Rail Position: +6m Entire

Section	Overall	1200m	1000m	800m	600m	400m	Last 600m
Field Times	1:20.08 (0:10.79)	1:09.29 (0:10.76)	0:58.53 (0:11.35)	0:47.18 (0:11.66)	0:35.52 (0:11.87)	0:23.65 (0:11.75)	0:35.52

Rank	TAB	Horse/Jockey	Barrier	Top Speed [km/h]	Fastest Section	Overall	1200m	1000m	800m	600m	400m	Last 600m	Distance Travelled [m]
11	11	PETITE PALACE Justin Stanley	12	68.3 1200m	0:10.76 1200m	1:21.45 [11] (0:10.79)	1:10.66 [1] (0:10.76)	0:59.90 [1] (0:11.35)	0:48.55 [1] (0:11.66)	0:36.89 [1] (0:11.90)	0:24.99 [2] (0:11.91)	0:36.89	-6
12	14	BITTEN BY A PRINCE Michael Rodd	3	65.6 1200m	0:11.21 1200m	1:21.78 [12] (0:11.86)	1:09.92 [12] (0:11.21)	0:58.71 [12] (0:11.35)	0:47.36 [12] (0:11.79)	0:35.57 [12] (0:11.54)	0:24.03 [12] (0:11.71)	0:35.57	-6

Scratched: Makeminemilo (#18), Brutal Sue (#19), Sugar Island (#2), Hurricane Rosie (#7), Leucaena (#8), Ceekay's Choice (#4), Billilicious (#15)

[ ] Ranking at each section and finish  
 -:-:-:- No data available at this section  
 NA No data available

SCN Saddle cloth number  
 DNF Did not finish  
 DNT Did not track

Track Rating: Good 4, Weather: Fine, Rail Position: +6m Entire

Section				200m				Last 600m	
Field Times				0:11.90 (0:11.90)				0:35.52	
Rank	TAB	Horse/Jockey	Barrier	Top Speed [km/h]	Fastest Section	Margin			Distance Travelled [m]
1	10	<b>LOVE 'N' ROCKETS</b> Emily Lang	9	67.0 200m	0:11.06 1200m	0:11.33 [5] (0:11.33)	1:20.08		0:34.46
2	5	<b>DRACENA</b> Mark Du Plessis	11	67.6 1200m	0:10.85 1200m	0:11.87 [2] (0:11.87)	0.7L		0:35.29 +0
3	6	<b>HELLO LOVELY</b> Martin Harley	7	68.9 1200m	0:10.71 1200m	0:12.19 [1] (0:12.19)	1.72L		0:35.70 -3
4	3	<b>ARATIRI</b> Georgina Cartwright	4	68.0 1200m	0:10.74 1200m	0:11.97 [4] (0:11.97)	2.98L		0:35.80 -5
5	13	<b>MISTER TUDOR</b> Bailey Wheeler	8	67.8 1200m	0:10.89 1200m	0:11.75 [6] (0:11.75)	3.66L		0:35.39 -2
6	12	<b>TOP LEVEL</b> Samantha Collett	5	66.4 1200m	0:11.08 1200m	0:11.51 [11] (0:11.51)	3.79L		0:34.75 +1
7	17	<b>ROTHELly</b> Jake Bayliss	1	66.2 1200m	0:11.15 1200m	0:11.81 [9] (0:11.81)	4.74L		0:35.18 -6
8	9	<b>LIPAROTA</b> Cejay Graham	10	66.5 1000m	0:11.21 1000m	0:11.94 [7] (0:11.94)	5.01L		0:35.48 +2
9	1	<b>AVERRED</b> Adam Sewell	6	65.9 1000m	0:11.13 1200m	0:12.06 [10] (0:12.06)	6.44L		0:35.65 +0
10	16	<b>MONONYM</b> Luke Dempsey	2	66.5 1000m	0:11.08 1200m	0:12.21 [8] (0:12.21)	6.73L		0:35.80 -7

Scratched: Makeminemilo (#18), Brutal Sue (#19), Sugar Island (#2), Hurricane Rosie (#7), Leucaena (#8), Ceekay's Choice (#4), Billilicious (#15)



**Ipswich QLD Professional**  
**Race 4: VINCE INSURANCE QTIS Three-Year-Old Maiden Plate - 1350m**  
 15 January 2025 - 14:50



Track Rating: Good 4, Weather: Fine, Rail Position: +6m Entire

Section				200m				Last 600m		
Field Times				0:11.90 (0:11.90)				0:35.52		
Rank	TAB	Horse/Jockey	Barrier	Top Speed [km/h]	Fastest Section	Margin			Distance Travelled [m]	
11	11	PETITE PALACE	12	68.3	0:10.76	0:13.08 [3]	8.1L		0:36.89	-6
		Justin Stanley		1200m	1200m	(0:13.08)				
12	14	BITTEN BY A PRINCE	3	65.6	0:11.21	0:12.32 [12]	10.01L		0:35.57	-6
		Michael Rodd		1200m	1200m	(0:12.32)				

Scratched: Makeminemilo (#18), Brutal Sue (#19), Sugar Island (#2), Hurricane Rosie (#7), Leucaena (#8), Ceekay's Choice (#4), Billilicious (#15)



Horse/Jockey Name	Love 'N' Rockets
Final Rank	1
Fastest Section Time (Section)	0:11.06 (1200m)
Top Speed [km/h] (Section)	67.0 (200m)
Race State	Finished



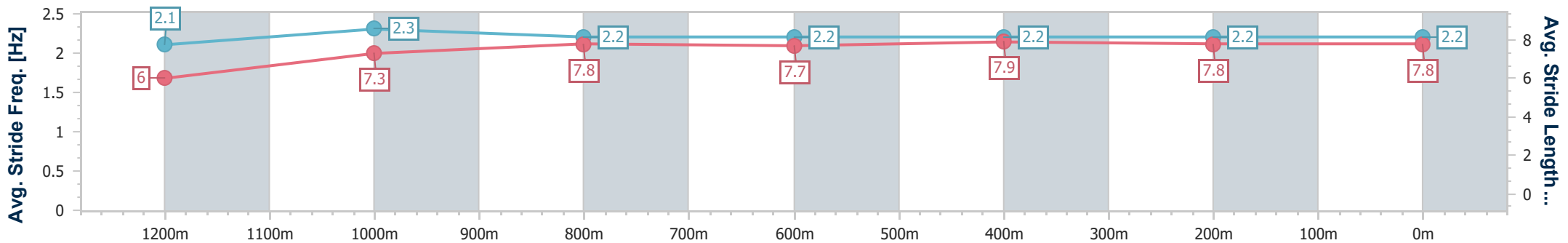
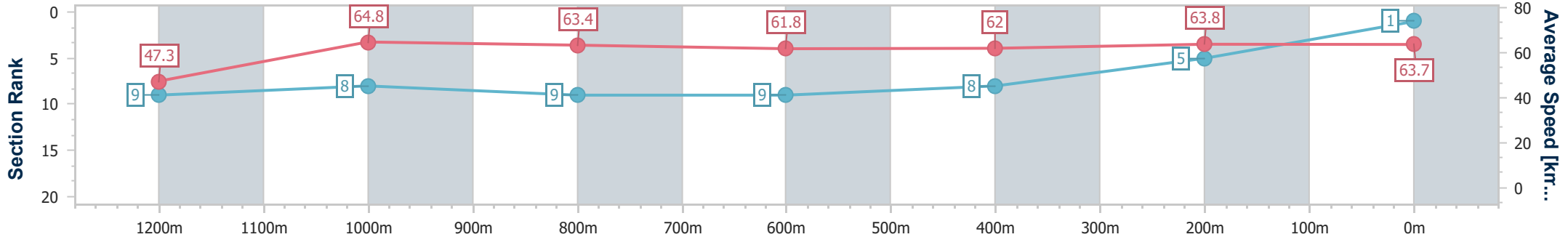
Ipswich QLD Professional  
Race 4: VINCE INSURANCE QTIS Three-Year-Old Maiden Plate  
- 1350m



15 January 2025 - 14:50

Track Rating: Good 4, Weather: Fine, Rail Position: +6m Entire

Section	Overall	1200m	1000m	800m	600m	400m	200m
Section Times	1:20.08 [1] (0:11.46)	1:08.62 [9] (0:11.06)	0:57.56 [8] (0:11.39)	0:46.17 [9] (0:11.71)	0:34.46 [9] (0:11.74)	0:22.72 [8] (0:11.39)	0:11.33 [5] (0:11.33)
Average Speed [km/h]	47.3	64.8	63.4	61.8	62.0	63.8	63.7
Top Speed [km/h]	64.0	65.8	65.1	62.7	63.0	64.3	67.0
Avg. Dist. to Rail [m]	3.9	0.6	0.7	1.4	2.5	3.0	4.2
Avg. Stride Freq. [Hz]	2.1	2.3	2.2	2.2	2.2	2.2	2.2
Avg. Stride Length [m]	6.0	7.3	7.8	7.7	7.9	7.8	7.8



- [ ] Ranking at each section and finish
- .-.- No data available at this section
- NA No data available



Horse/Jockey Name	Dracena
Final Rank	2
Fastest Section Time (Section)	0:10.85 (1200m)
Top Speed [km/h] (Section)	67.6 (1200m)
Race State	Finished



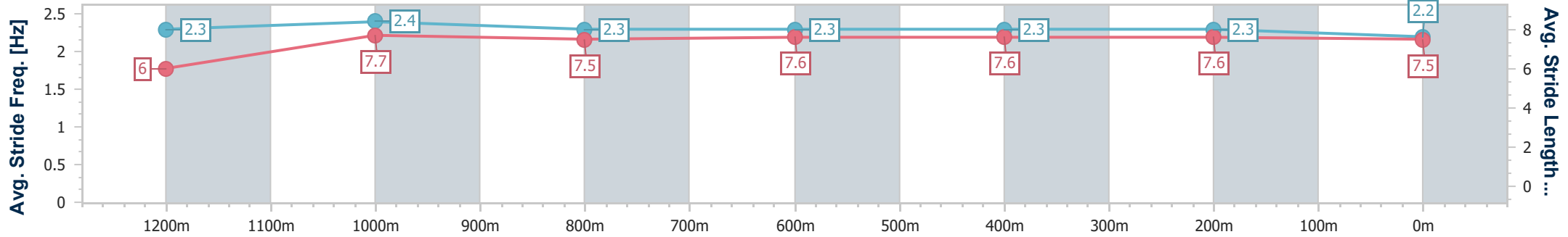
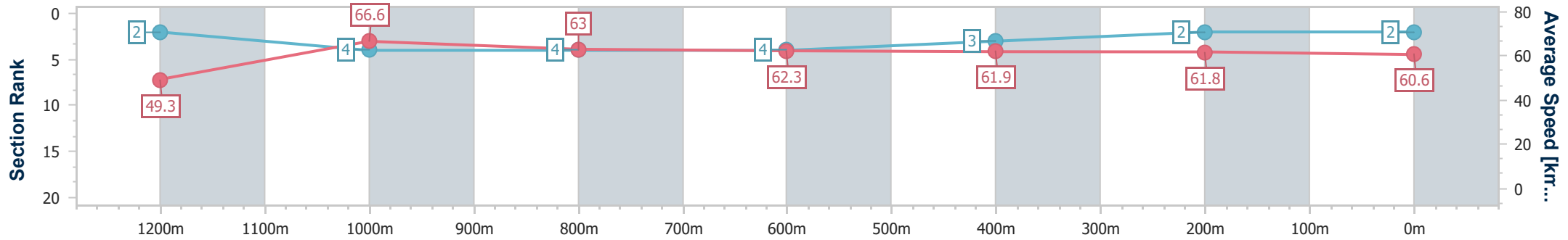
Ipswich QLD Professional  
Race 4: VINCE INSURANCE QTIS Three-Year-Old Maiden Plate  
- 1350m



15 January 2025 - 14:50

Track Rating: Good 4, Weather: Fine, Rail Position: +6m Entire

Section	Overall	1200m	1000m	800m	600m	400m	200m
Section Times	1:20.19 [2] (0:10.97)	1:09.22 [2] (0:10.85)	0:58.37 [4] (0:11.44)	0:46.93 [4] (0:11.64)	0:35.29 [4] (0:11.74)	0:23.55 [3] (0:11.68)	0:11.87 [2] (0:11.87)
Average Speed [km/h]	49.3	66.6	63.0	62.3	61.9	61.8	60.6
Top Speed [km/h]	66.7	67.6	65.5	63.5	62.3	62.1	61.6
Avg. Dist. to Rail [m]	5.1	2.2	1.5	1.4	2.1	1.2	2.0
Avg. Stride Freq. [Hz]	2.3	2.4	2.3	2.3	2.3	2.3	2.2
Avg. Stride Length [m]	6.0	7.7	7.5	7.6	7.6	7.6	7.5



- [ ] Ranking at each section and finish
- .-.-.- No data available at this section
- NA No data available



Horse/Jockey Name	Hello Lovely
Final Rank	3
Fastest Section Time (Section)	0:10.71 (1200m)
Top Speed [km/h] (Section)	68.9 (1200m)
Race State	Finished



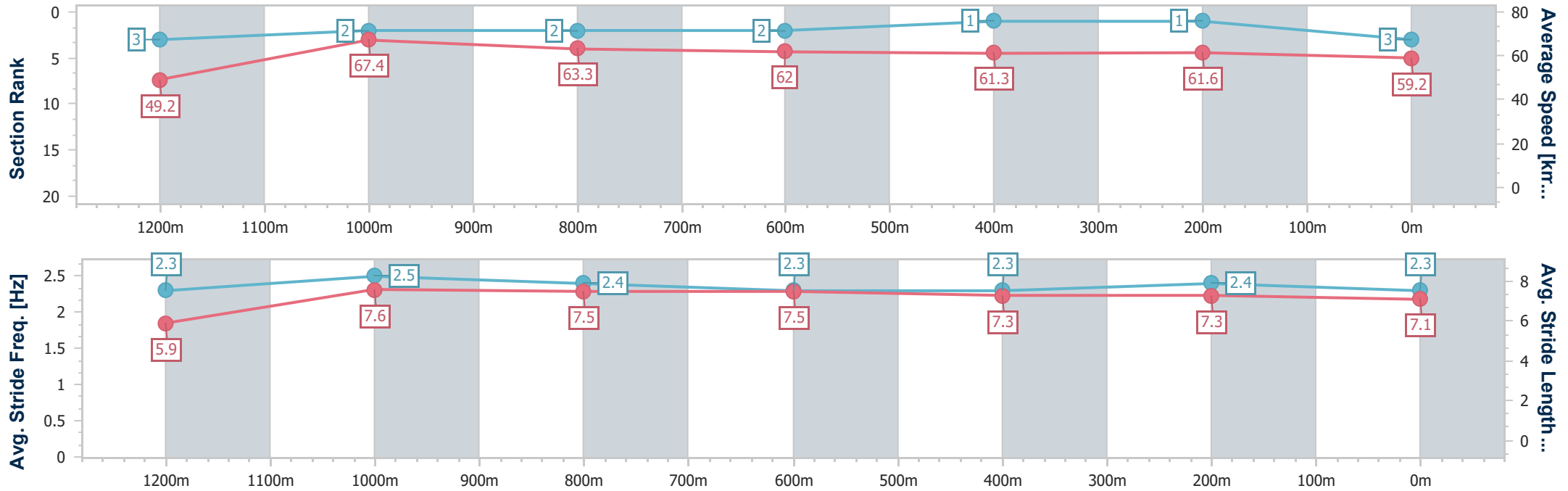
Ipswich QLD Professional  
Race 4: VINCE INSURANCE QTIS Three-Year-Old Maiden Plate  
- 1350m



15 January 2025 - 14:50

Track Rating: Good 4, Weather: Fine, Rail Position: +6m Entire

Section	Overall	1200m	1000m	800m	600m	400m	200m
Section Times	1:20.37 [3] (0:10.98)	1:09.39 [3] (0:10.71)	0:58.68 [2] (0:11.34)	0:47.34 [2] (0:11.64)	0:35.70 [2] (0:11.76)	0:23.94 [1] (0:11.75)	0:12.19 [1] (0:12.19)
Average Speed [km/h]	49.2	67.4	63.3	62.0	61.3	61.6	59.2
Top Speed [km/h]	65.3	68.9	65.9	62.7	62.8	63.0	59.9
Avg. Dist. to Rail [m]	3.7	1.6	0.7	0.5	1.3	1.8	0.7
Avg. Stride Freq. [Hz]	2.3	2.5	2.4	2.3	2.3	2.4	2.3
Avg. Stride Length [m]	5.9	7.6	7.5	7.5	7.3	7.3	7.1



- [ ] Ranking at each section and finish
- .-.- No data available at this section
- NA No data available



Horse/Jockey Name	Aratiri
Final Rank	4
Fastest Section Time (Section)	0:10.74 (1200m)
Top Speed [km/h] (Section)	68.0 (1200m)
Race State	Finished



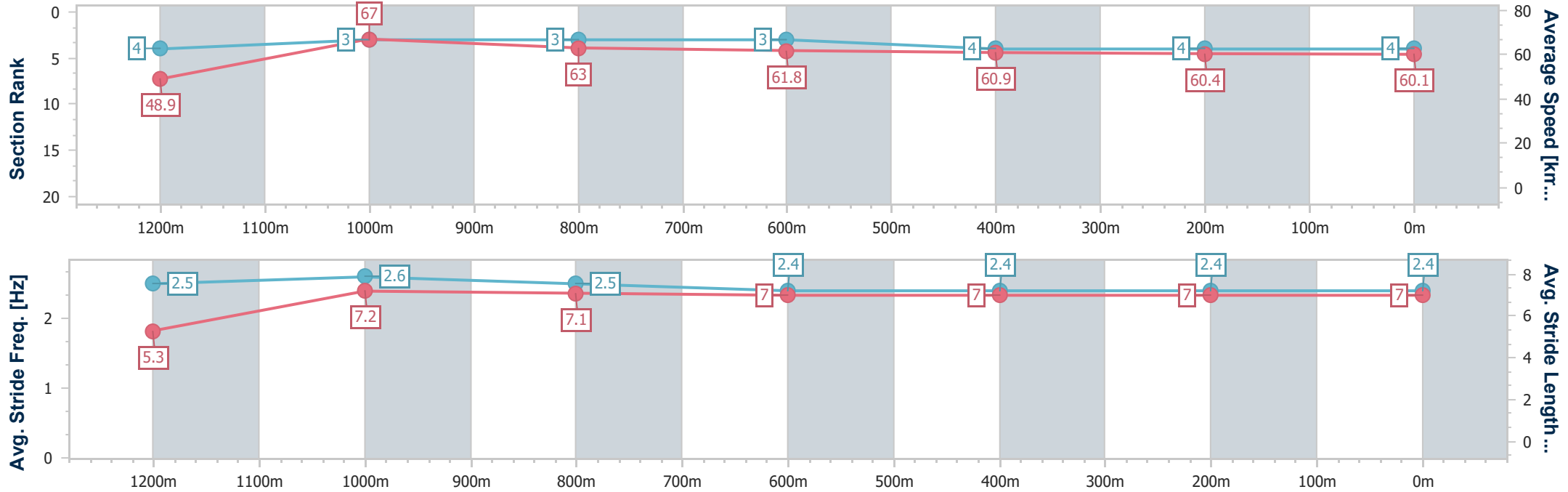
Ipswich QLD Professional  
 Race 4: VINCE INSURANCE QTIS Three-Year-Old Maiden Plate  
 - 1350m



15 January 2025 - 14:50

Track Rating: Good 4, Weather: Fine, Rail Position: +6m Entire

Section	Overall	1200m	1000m	800m	600m	400m	200m
Section Times	1:20.58 [4] (0:11.02)	1:09.56 [4] (0:10.74)	0:58.82 [3] (0:11.41)	0:47.41 [3] (0:11.61)	0:35.80 [3] (0:11.88)	0:23.92 [4] (0:11.95)	0:11.97 [4] (0:11.97)
Average Speed [km/h]	48.9	67.0	63.0	61.8	60.9	60.4	60.1
Top Speed [km/h]	66.0	68.0	65.7	63.2	61.7	61.3	61.4
Avg. Dist. to Rail [m]	1.3	1.4	1.1	0.9	1.1	1.1	0.9
Avg. Stride Freq. [Hz]	2.5	2.6	2.5	2.4	2.4	2.4	2.4
Avg. Stride Length [m]	5.3	7.2	7.1	7.0	7.0	7.0	7.0



- [ ] Ranking at each section and finish
- .-.- No data available at this section
- NA No data available



Horse/Jockey Name	Mister Tudor
Final Rank	5
Fastest Section Time (Section)	0:10.89 (1200m)
Top Speed [km/h] (Section)	67.8 (1200m)
Race State	Finished



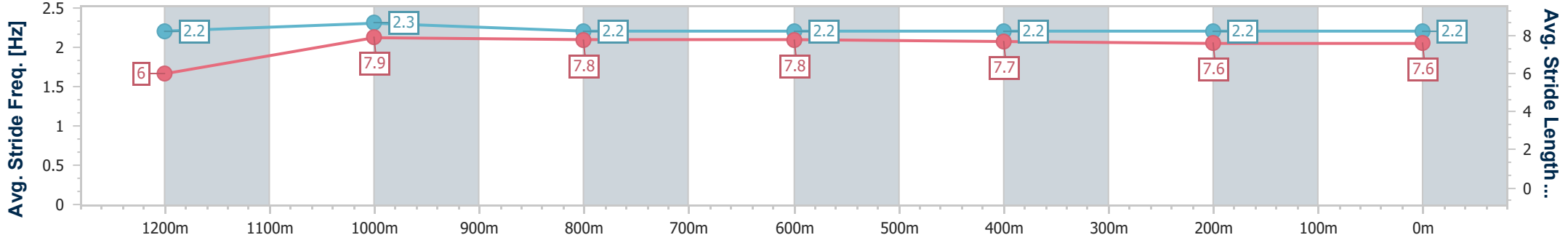
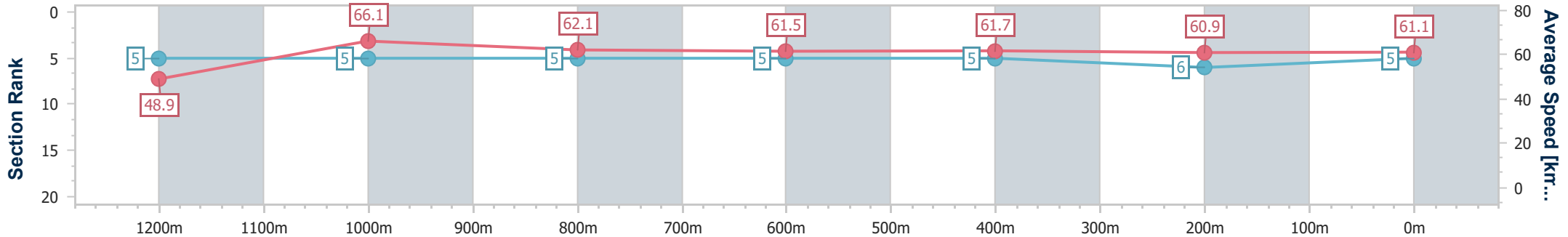
Ipswich QLD Professional  
Race 4: VINCE INSURANCE QTIS Three-Year-Old Maiden Plate  
- 1350m



15 January 2025 - 14:50

Track Rating: Good 4, Weather: Fine, Rail Position: +6m Entire

Section	Overall	1200m	1000m	800m	600m	400m	200m
Section Times	1:20.70 [5] (0:11.09)	1:09.61 [5] (0:10.89)	0:58.72 [5] (0:11.59)	0:47.13 [5] (0:11.74)	0:35.39 [5] (0:11.72)	0:23.67 [5] (0:11.92)	0:11.75 [6] (0:11.75)
Average Speed [km/h]	48.9	66.1	62.1	61.5	61.7	60.9	61.1
Top Speed [km/h]	67.2	67.8	64.9	62.2	63.1	63.1	63.2
Avg. Dist. to Rail [m]	3.2	0.6	0.2	0.6	1.7	1.9	3.1
Avg. Stride Freq. [Hz]	2.2	2.3	2.2	2.2	2.2	2.2	2.2
Avg. Stride Length [m]	6.0	7.9	7.8	7.8	7.7	7.6	7.6



- [ ] Ranking at each section and finish
- .-.- No data available at this section
- NA No data available





Horse/Jockey Name	Top Level
Final Rank	6
Fastest Section Time (Section)	0:11.08 (1200m)
Top Speed [km/h] (Section)	66.4 (1200m)
Race State	Finished



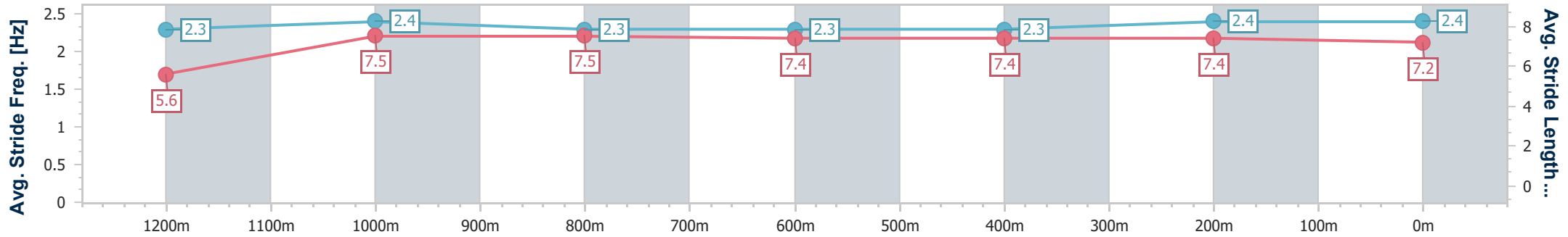
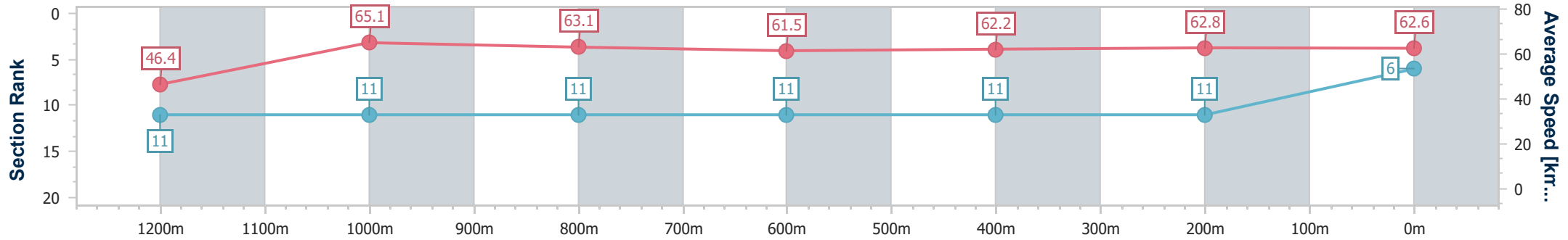
Ipswich QLD Professional  
Race 4: VINCE INSURANCE QTIS Three-Year-Old Maiden Plate  
- 1350m



15 January 2025 - 14:50

Track Rating: Good 4, Weather: Fine, Rail Position: +6m Entire

Section	Overall	1200m	1000m	800m	600m	400m	200m
Section Times	1:20.72 [6] (0:11.67)	1:09.05 [11] (0:11.08)	0:57.97 [11] (0:11.39)	0:46.58 [11] (0:11.83)	0:34.75 [11] (0:11.70)	0:23.05 [11] (0:11.54)	0:11.51 [11] (0:11.51)
Average Speed [km/h]	46.4	65.1	63.1	61.5	62.2	62.8	62.6
Top Speed [km/h]	62.9	66.4	65.0	62.2	63.7	64.6	64.6
Avg. Dist. to Rail [m]	1.6	0.5	0.7	2.3	2.6	2.1	4.9
Avg. Stride Freq. [Hz]	2.3	2.4	2.3	2.3	2.3	2.4	2.4
Avg. Stride Length [m]	5.6	7.5	7.5	7.4	7.4	7.4	7.2



- [ ] Ranking at each section and finish
- .-.- No data available at this section
- NA No data available



Horse/Jockey Name	Rothelly
Final Rank	7
Fastest Section Time (Section)	0:11.15 (1200m)
Top Speed [km/h] (Section)	66.2 (1200m)
Race State	Finished



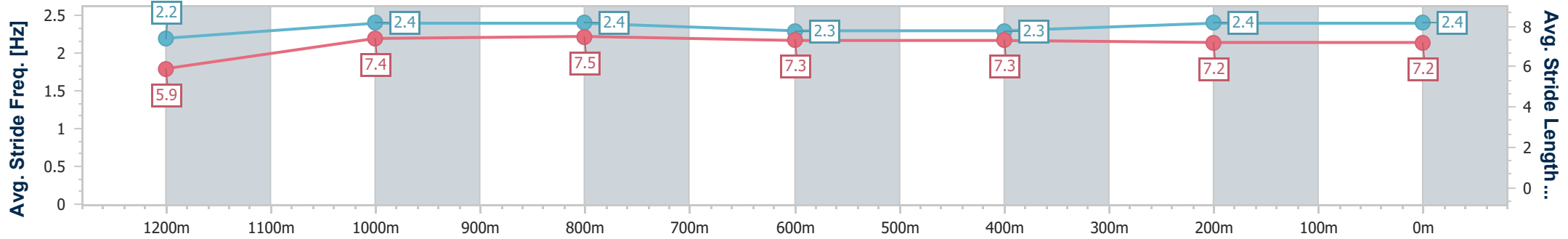
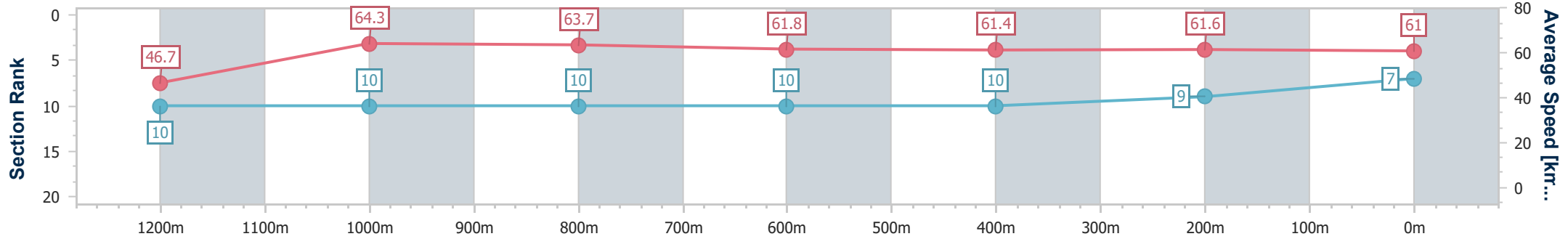
Ipswich QLD Professional  
Race 4: VINCE INSURANCE QTIS Three-Year-Old Maiden Plate - 1350m



15 January 2025 - 14:50

Track Rating: Good 4, Weather: Fine, Rail Position: +6m Entire

Section	Overall	1200m	1000m	800m	600m	400m	200m
Section Times	1:20.88 [7] (0:11.55)	1:09.33 [10] (0:11.15)	0:58.18 [10] (0:11.33)	0:46.85 [10] (0:11.67)	0:35.18 [10] (0:11.75)	0:23.43 [10] (0:11.62)	0:11.81 [9] (0:11.81)
Average Speed [km/h]	46.7	64.3	63.7	61.8	61.4	61.6	61.0
Top Speed [km/h]	61.9	66.2	65.0	62.9	62.7	63.6	63.2
Avg. Dist. to Rail [m]	3.2	2.1	0.3	0.4	0.6	1.0	0.6
Avg. Stride Freq. [Hz]	2.2	2.4	2.4	2.3	2.3	2.4	2.4
Avg. Stride Length [m]	5.9	7.4	7.5	7.3	7.3	7.2	7.2



- [ ] Ranking at each section and finish
- .-.- No data available at this section
- NA No data available



Horse/Jockey Name	Liparota
Final Rank	8
Fastest Section Time (Section)	0:11.21 (1000m)
Top Speed [km/h] (Section)	66.5 (1000m)
Race State	Finished



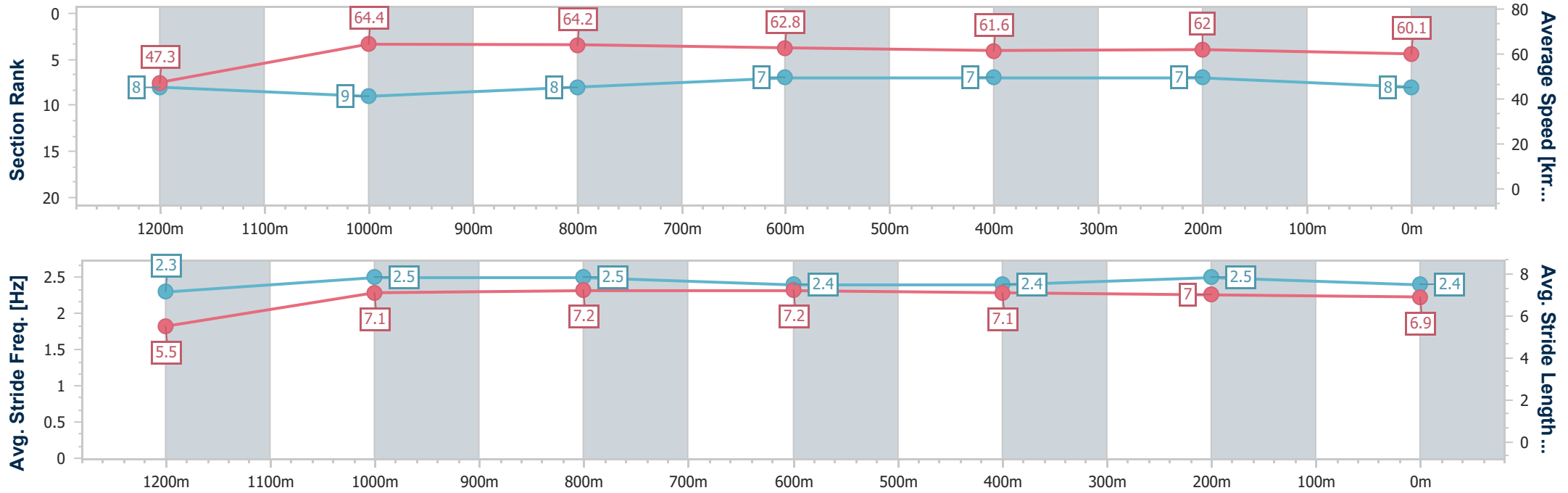
Ipswich QLD Professional  
Race 4: VINCE INSURANCE QTIS Three-Year-Old Maiden Plate  
- 1350m



15 January 2025 - 14:50

Track Rating: Good 4, Weather: Fine, Rail Position: +6m Entire

Section	Overall	1200m	1000m	800m	600m	400m	200m
Section Times	1:20.93 [8] (0:11.44)	1:09.49 [8] (0:11.23)	0:58.26 [9] (0:11.21)	0:47.05 [8] (0:11.57)	0:35.48 [7] (0:11.82)	0:23.66 [7] (0:11.72)	0:11.94 [7] (0:11.94)
Average Speed [km/h]	47.3	64.4	64.2	62.8	61.6	62.0	60.1
Top Speed [km/h]	63.8	65.5	66.5	63.2	63.5	62.4	61.2
Avg. Dist. to Rail [m]	5.3	0.6	1.4	2.5	3.2	2.0	2.8
Avg. Stride Freq. [Hz]	2.3	2.5	2.5	2.4	2.4	2.5	2.4
Avg. Stride Length [m]	5.5	7.1	7.2	7.2	7.1	7.0	6.9



- [ ] Ranking at each section and finish
- .-.- No data available at this section
- NA No data available



Horse/Jockey Name	Averred
Final Rank	9
Fastest Section Time (Section)	0:11.13 (1200m)
Top Speed [km/h] (Section)	65.9 (1000m)
Race State	Finished



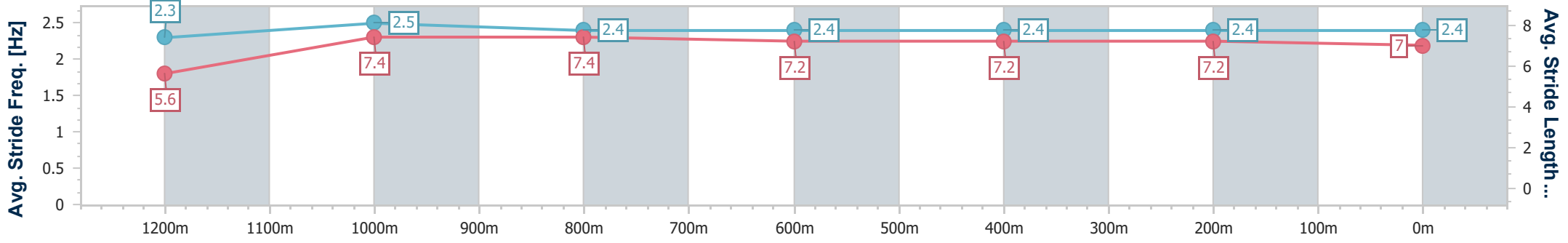
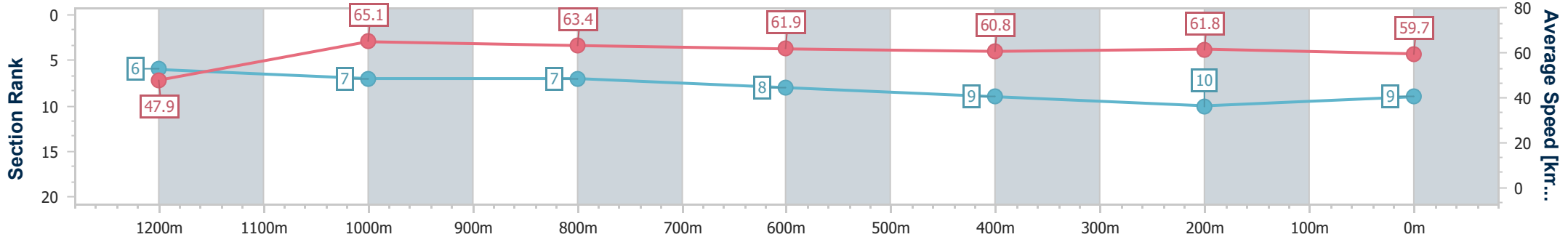
Ipswich QLD Professional  
Race 4: VINCE INSURANCE QTIS Three-Year-Old Maiden Plate - 1350m



15 January 2025 - 14:50

Track Rating: Good 4, Weather: Fine, Rail Position: +6m Entire

Section	Overall	1200m	1000m	800m	600m	400m	200m
Section Times	1:21.17 [9] (0:11.29)	1:09.88 [6] (0:11.13)	0:58.75 [7] (0:11.39)	0:47.36 [7] (0:11.71)	0:35.65 [8] (0:11.89)	0:23.76 [9] (0:11.70)	0:12.06 [10] (0:12.06)
Average Speed [km/h]	47.9	65.1	63.4	61.9	60.8	61.8	59.7
Top Speed [km/h]	64.6	65.8	65.9	63.1	62.3	62.7	61.9
Avg. Dist. to Rail [m]	2.2	1.9	2.5	1.3	1.6	0.6	1.0
Avg. Stride Freq. [Hz]	2.3	2.5	2.4	2.4	2.4	2.4	2.4
Avg. Stride Length [m]	5.6	7.4	7.4	7.2	7.2	7.2	7.0



- [ ] Ranking at each section and finish
- .-.- No data available at this section
- NA No data available



Horse/Jockey Name	Mononym
Final Rank	10
Fastest Section Time (Section)	0:11.08 (1200m)
Top Speed [km/h] (Section)	66.5 (1000m)
Race State	Finished



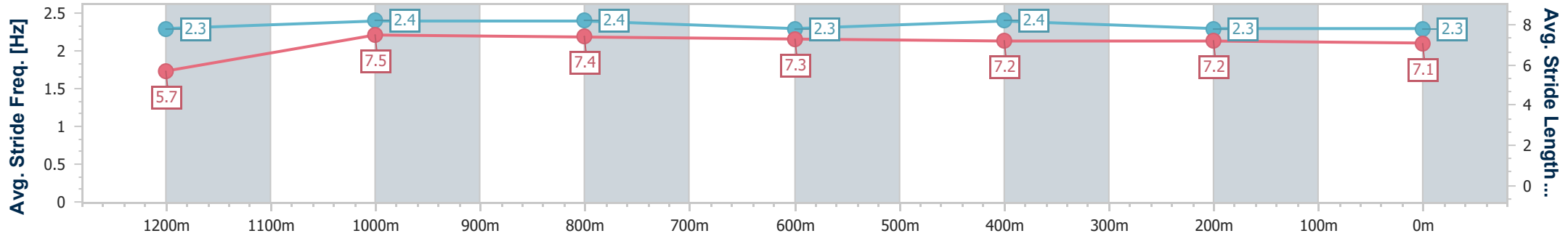
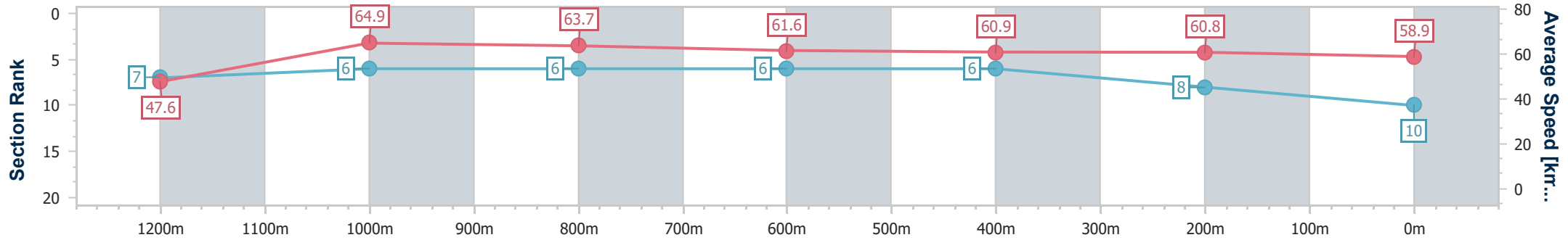
Ipswich QLD Professional  
Race 4: VINCE INSURANCE QTIS Three-Year-Old Maiden Plate  
- 1350m



15 January 2025 - 14:50

Track Rating: Good 4, Weather: Fine, Rail Position: +6m Entire

Section	Overall	1200m	1000m	800m	600m	400m	200m
Section Times	1:21.22 [10] (0:11.33)	1:09.89 [7] (0:11.08)	0:58.81 [6] (0:11.28)	0:47.53 [6] (0:11.73)	0:35.80 [6] (0:11.79)	0:24.01 [6] (0:11.80)	0:12.21 [8] (0:12.21)
Average Speed [km/h]	47.6	64.9	63.7	61.6	60.9	60.8	58.9
Top Speed [km/h]	64.1	66.2	66.5	62.5	62.4	61.6	61.7
Avg. Dist. to Rail [m]	1.2	0.6	0.5	0.3	0.3	1.0	1.3
Avg. Stride Freq. [Hz]	2.3	2.4	2.4	2.3	2.4	2.3	2.3
Avg. Stride Length [m]	5.7	7.5	7.4	7.3	7.2	7.2	7.1



- [ ] Ranking at each section and finish
- .-.- No data available at this section
- NA No data available



Horse/Jockey Name	Petite Palace
Final Rank	11
Fastest Section Time (Section)	0:10.76 (1200m)
Top Speed [km/h] (Section)	68.3 (1200m)
Race State	Finished



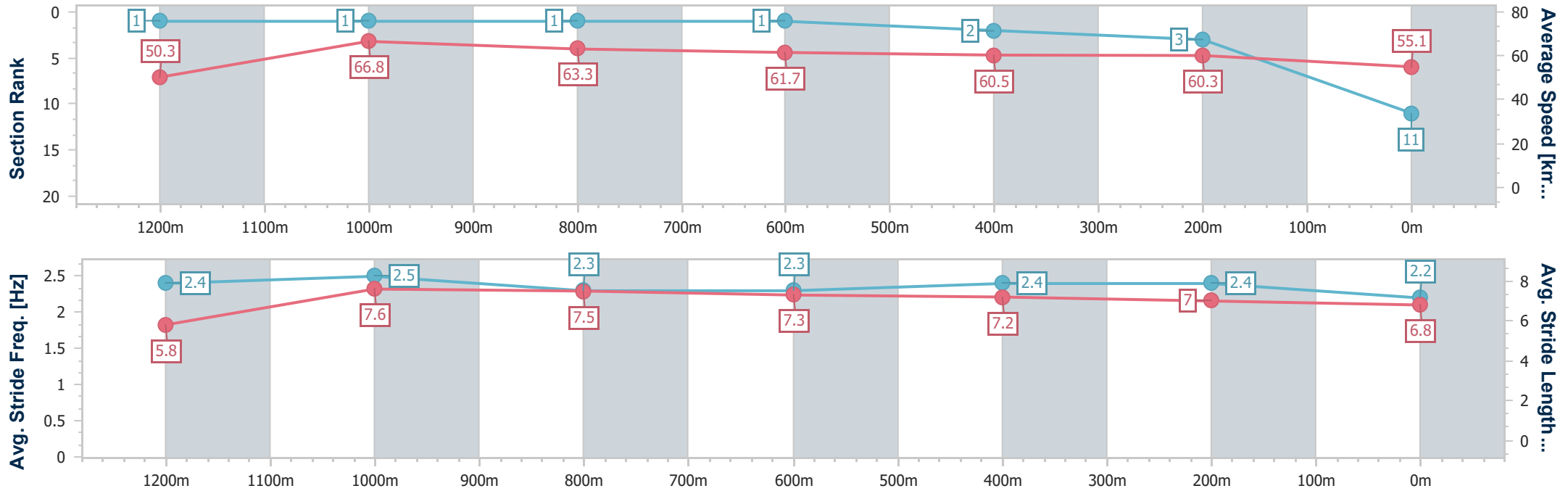
Ipswich QLD Professional  
Race 4: VINCE INSURANCE QTIS Three-Year-Old Maiden Plate  
- 1350m



15 January 2025 - 14:50

Track Rating: Good 4, Weather: Fine, Rail Position: +6m Entire

Section	Overall	1200m	1000m	800m	600m	400m	200m
Section Times	1:21.45 [11] (0:10.79)	1:10.66 [1] (0:10.76)	0:59.90 [1] (0:11.35)	0:48.55 [1] (0:11.66)	0:36.89 [1] (0:11.90)	0:24.99 [2] (0:11.91)	0:13.08 [3] (0:13.08)
Average Speed [km/h]	50.3	66.8	63.3	61.7	60.5	60.3	55.1
Top Speed [km/h]	65.8	68.3	64.8	62.7	61.9	61.3	59.5
Avg. Dist. to Rail [m]	5.8	1.5	0.8	0.2	0.4	0.8	1.7
Avg. Stride Freq. [Hz]	2.4	2.5	2.3	2.3	2.4	2.4	2.2
Avg. Stride Length [m]	5.8	7.6	7.5	7.3	7.2	7.0	6.8





Horse/Jockey Name	Bitten By A Prince
Final Rank	12
Fastest Section Time (Section)	0:11.21 (1200m)
Top Speed [km/h] (Section)	65.6 (1200m)
Race State	Finished



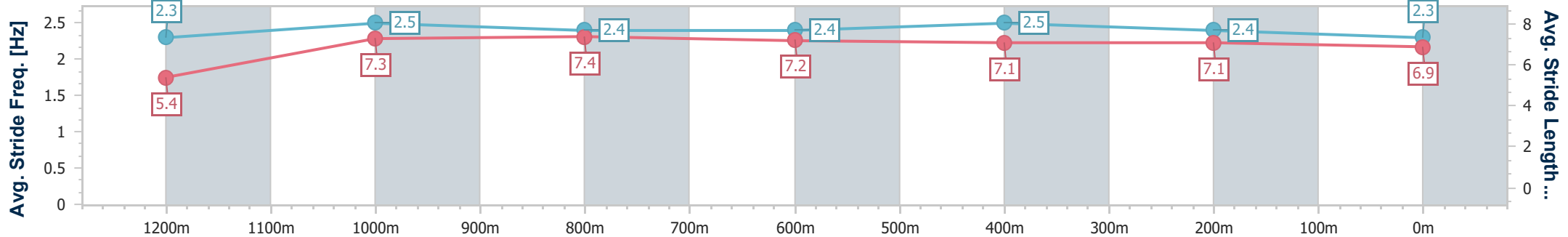
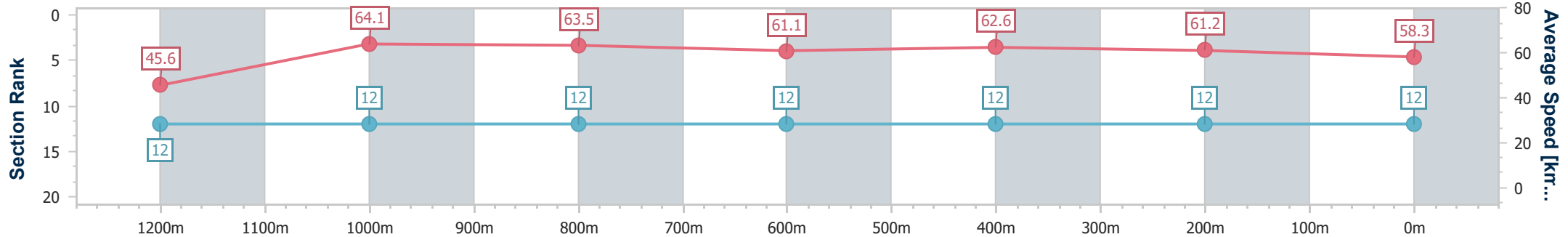
Ipswich QLD Professional  
Race 4: VINCE INSURANCE QTIS Three-Year-Old Maiden Plate - 1350m



15 January 2025 - 14:50

Track Rating: Good 4, Weather: Fine, Rail Position: +6m Entire

Section	Overall	1200m	1000m	800m	600m	400m	200m
Section Times	1:21.78 [12] (0:11.86)	1:09.92 [12] (0:11.21)	0:58.71 [12] (0:11.35)	0:47.36 [12] (0:11.79)	0:35.57 [12] (0:11.54)	0:24.03 [12] (0:11.71)	0:12.32 [12] (0:12.32)
Average Speed [km/h]	45.6	64.1	63.5	61.1	62.6	61.2	58.3
Top Speed [km/h]	61.8	65.6	64.9	61.8	63.4	62.5	60.4
Avg. Dist. to Rail [m]	1.2	1.7	0.4	0.8	1.1	1.1	0.8
Avg. Stride Freq. [Hz]	2.3	2.5	2.4	2.4	2.5	2.4	2.3
Avg. Stride Length [m]	5.4	7.3	7.4	7.2	7.1	7.1	6.9



- [ ] Ranking at each section and finish
- .-.- No data available at this section
- NA No data available

15 January 2025 - 15:23

Track Rating: Good 4, Weather: Fine, Rail Position: +6m Entire

Section												Last 600m					
Field Times		Overall	1000m	800m	600m	400m	200m										
		1:03.83 (0:08.42)	0:55.41 (0:10.83)	0:44.58 (0:10.98)	0:33.60 (0:11.23)	0:22.37 (0:11.26)	0:11.11 (0:11.11)							0:33.60			
Rank	TAB	Horse/Jockey	Barrier	Top Speed [km/h]	Fastest Section											Margin	Distance Travelled [m]
1	2	<b>SINAWANN</b> James Orman	3	68.0 200m	0:08.53 Overall	1:03.83 [1] (0:08.53)	0:55.30 [2] (0:11.06)	0:44.24 [4] (0:11.10)	0:33.14 [4] (0:11.18)	0:21.96 [3] (0:10.89)	0:11.07 [3] (0:11.07)	1:03.83	0:33.14				
2	9	<b>LIGHT OF BOOM</b> Emily Lang	2	67.7 400m	0:08.73 Overall	1:03.84 [2] (0:08.73)	0:55.11 [7] (0:11.02)	0:44.09 [6] (0:11.08)	0:33.01 [6] (0:11.07)	0:21.94 [5] (0:10.93)	0:11.01 [4] (0:11.01)	0.06L	0:33.01	+0			
3	4	<b>OVIDIUS</b> Justin Huxtable	6	67.4 1000m	0:08.54 Overall	1:03.94 [3] (0:08.54)	0:55.40 [3] (0:10.82)	0:44.58 [2] (0:11.02)	0:33.56 [2] (0:11.26)	0:22.30 [2] (0:11.10)	0:11.20 [2] (0:11.20)	0.62L	0:33.56	-1			
4	3	<b>HARDWARE LANE</b> Boris Thornton	7	67.7 200m	0:08.68 Overall	1:04.05 [4] (0:08.68)	0:55.37 [6] (0:11.17)	0:44.20 [7] (0:11.09)	0:33.11 [7] (0:11.20)	0:21.91 [7] (0:10.84)	0:11.07 [5] (0:11.07)	1.3L	0:33.11	+2			
5	8	<b>KOTE</b> Damien Thornton	4	67.0 1000m	0:08.42 Overall	1:04.29 [5] (0:08.42)	0:55.87 [1] (0:10.83)	0:45.04 [1] (0:10.98)	0:34.06 [1] (0:11.23)	0:22.83 [1] (0:11.26)	0:11.57 [1] (0:11.57)	2.67L	0:34.06	-4			
6	1	<b>AT WITZ END</b> Paul Hamblin	1	66.1 1000m	0:08.65 Overall	1:04.63 [6] (0:08.65)	0:55.98 [5] (0:11.01)	0:44.97 [5] (0:11.11)	0:33.86 [5] (0:11.11)	0:22.75 [4] (0:11.16)	0:11.59 [6] (0:11.59)	4.68L	0:33.86	-4			
7	10	<b>VOULAIT</b> Georgina Cartwright	5	67.1 1000m	0:08.61 Overall	1:05.02 [7] (0:08.61)	0:56.41 [4] (0:10.98)	0:45.43 [3] (0:11.08)	0:34.35 [3] (0:11.23)	0:23.12 [6] (0:11.35)	0:11.77 [7] (0:11.77)	6.98L	0:34.35	+5			

Scratched: Bring Me Kash (#5), Bugalugs (#6), Kavak (#7), Stanislaus (#11)





Horse/Jockey Name	Sinawann
Final Rank	1
Fastest Section Time (Section)	0:08.53 (Overall)
Top Speed [km/h] (Section)	68.0 (200m)
Race State	Finished



### Ipswich QLD Professional

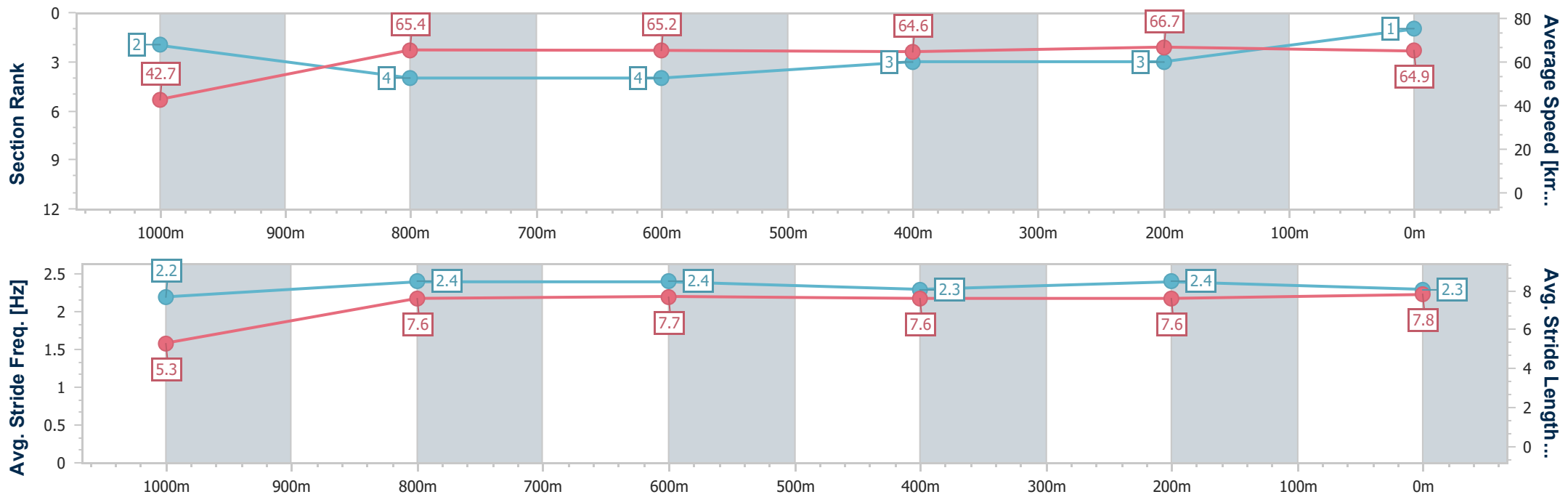
Race 5: IPSWICH PARTY HIRE OPEN Handicap - 1100m

15 January 2025 - 15:23



Track Rating: Good 4, Weather: Fine, Rail Position: +6m Entire

Section	Overall	1000m	800m	600m	400m	200m
Section Times	1:03.83 [1] (0:08.53)	0:55.30 [2] (0:11.06)	0:44.24 [4] (0:11.10)	0:33.14 [4] (0:11.18)	0:21.96 [3] (0:10.89)	0:11.07 [3]
Average Speed [km/h]	42.7	65.4	65.2	64.6	66.7	64.9
Top Speed [km/h]	44.9	66.4	66.9	66.3	67.8	68.0
Avg. Dist. to Rail [m]	2.7	1.4	1.0	1.2	2.3	2.1
Avg. Stride Freq. [Hz]	2.2	2.4	2.4	2.3	2.4	2.3
Avg. Stride Length [m]	5.3	7.6	7.7	7.6	7.6	7.8



- [ ] Ranking at each section and finish
- .-.- No data available at this section
- NA No data available



Horse/Jockey Name	Light Of Boom
Final Rank	2
Fastest Section Time (Section)	0:08.73 (Overall)
Top Speed [km/h] (Section)	67.7 (400m)
Race State	Finished



### Ipswich QLD Professional

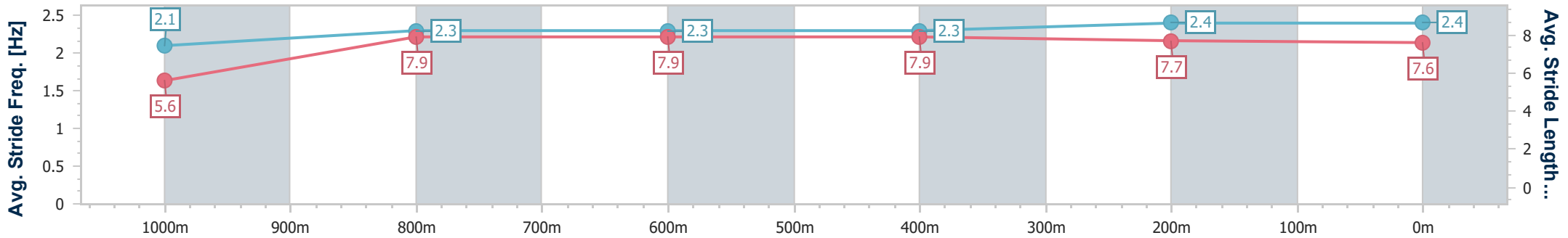
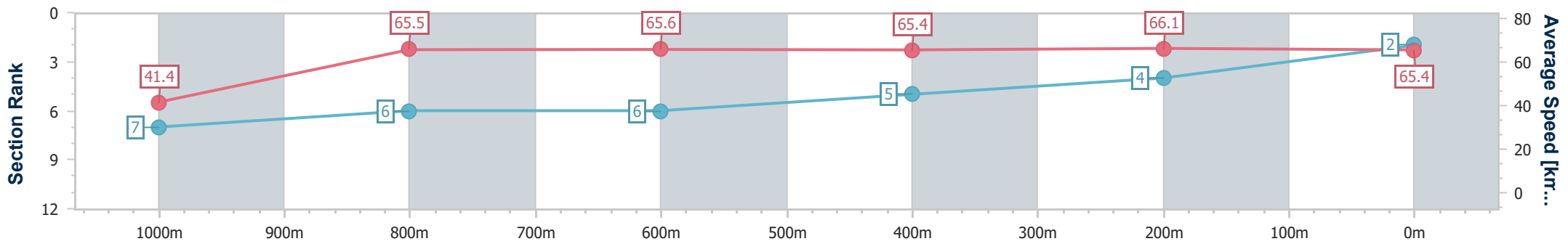
Race 5: IPSWICH PARTY HIRE OPEN Handicap - 1100m

15 January 2025 - 15:23



Track Rating: Good 4, Weather: Fine, Rail Position: +6m Entire

Section	Overall	1000m	800m	600m	400m	200m
Section Times	1:03.84 [2] (0:08.73)	0:55.11 [7] (0:11.02)	0:44.09 [6] (0:11.08)	0:33.01 [6] (0:11.07)	0:21.94 [5] (0:10.93)	0:11.01 [4]
Average Speed [km/h]	41.4	65.5	65.6	65.4	66.1	65.4
Top Speed [km/h]	62.5	66.5	65.7	65.8	67.7	67.0
Avg. Dist. to Rail [m]	3.0	1.9	1.5	1.6	2.5	4.2
Avg. Stride Freq. [Hz]	2.1	2.3	2.3	2.3	2.4	2.4
Avg. Stride Length [m]	5.6	7.9	7.9	7.9	7.7	7.6



- [ ] Ranking at each section and finish
- .-.-.- No data available at this section
- NA No data available



Horse/Jockey Name	Ovidius
Final Rank	3
Fastest Section Time (Section)	0:08.54 (Overall)
Top Speed [km/h] (Section)	67.4 (1000m)
Race State	Finished



### Ipswich QLD Professional

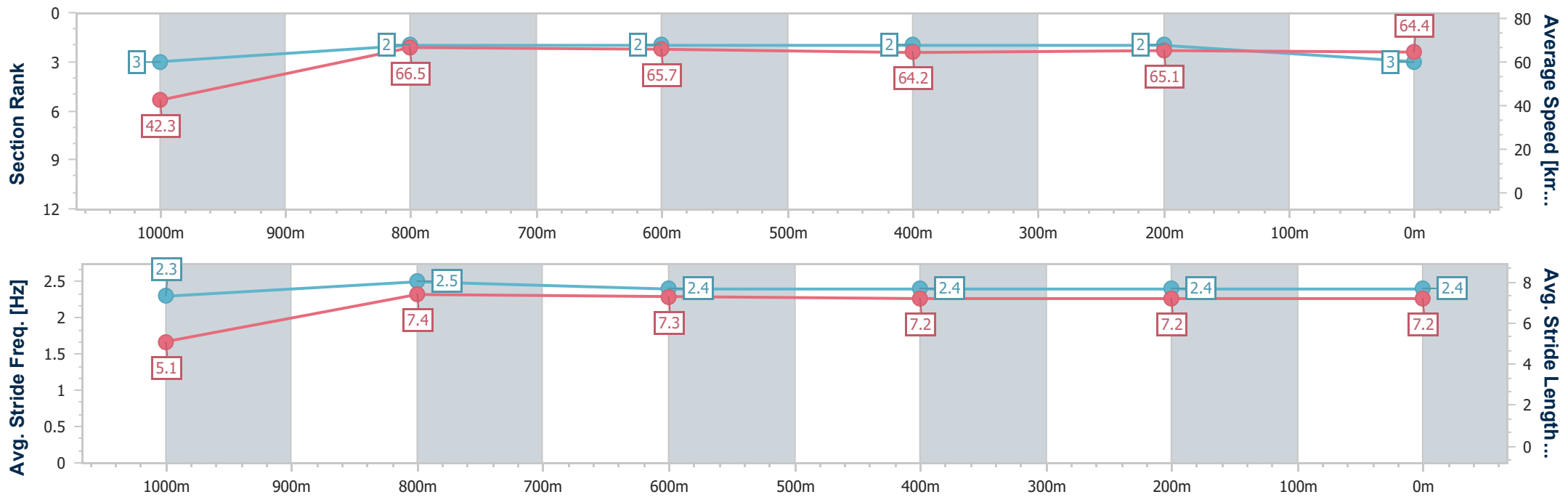
Race 5: IPSWICH PARTY HIRE OPEN Handicap - 1100m

15 January 2025 - 15:23



Track Rating: Good 4, Weather: Fine, Rail Position: +6m Entire

Section	Overall	1000m	800m	600m	400m	200m
Section Times	1:03.94 [3] (0:08.54)	0:55.40 [3] (0:10.82)	0:44.58 [2] (0:11.02)	0:33.56 [2] (0:11.26)	0:22.30 [2] (0:11.10)	0:11.20 [2] (0:11.20)
Average Speed [km/h]	42.3	66.5	65.7	64.2	65.1	64.4
Top Speed [km/h]	63.9	67.4	66.3	65.1	66.4	66.4
Avg. Dist. to Rail [m]	5.3	1.5	0.9	1.3	1.6	1.7
Avg. Stride Freq. [Hz]	2.3	2.5	2.4	2.4	2.4	2.4
Avg. Stride Length [m]	5.1	7.4	7.3	7.2	7.2	7.2



- [ ] Ranking at each section and finish
- .-.- No data available at this section
- NA No data available



Horse/Jockey Name	Hardware Lane
Final Rank	4
Fastest Section Time (Section)	0:08.68 (Overall)
Top Speed [km/h] (Section)	67.7 (200m)
Race State	Finished



### Ipswich QLD Professional

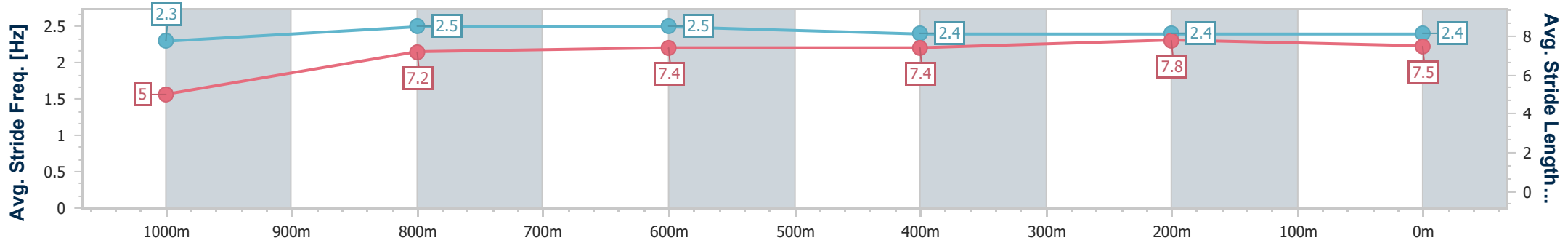
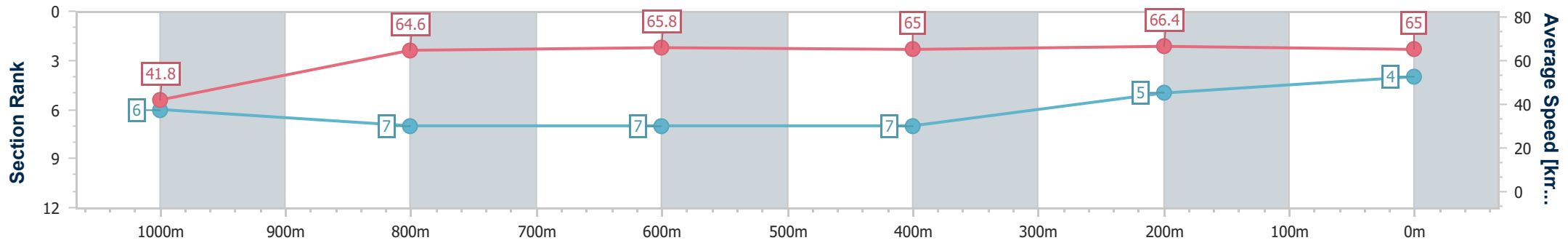
Race 5: IPSWICH PARTY HIRE OPEN Handicap - 1100m

15 January 2025 - 15:23



Track Rating: Good 4, Weather: Fine, Rail Position: +6m Entire

Section	Overall	1000m	800m	600m	400m	200m
Section Times	1:04.05 [4] (0:08.68)	0:55.37 [6] (0:11.17)	0:44.20 [7] (0:11.09)	0:33.11 [7] (0:11.20)	0:21.91 [7] (0:10.84)	0:11.07 [5]
Average Speed [km/h]	41.8	64.6	65.8	65.0	66.4	65.0
Top Speed [km/h]	60.6	66.5	66.9	66.4	67.1	67.7
Avg. Dist. to Rail [m]	7.3	1.7	3.4	3.3	0.7	0.8
Avg. Stride Freq. [Hz]	2.3	2.5	2.5	2.4	2.4	2.4
Avg. Stride Length [m]	5.0	7.2	7.4	7.4	7.8	7.5



- [ ] Ranking at each section and finish
- .-.- No data available at this section
- NA No data available



Horse/Jockey Name	Kote
Final Rank	5
Fastest Section Time (Section)	0:08.42 (Overall)
Top Speed [km/h] (Section)	67.0 (1000m)
Race State	Finished



### Ipswich QLD Professional

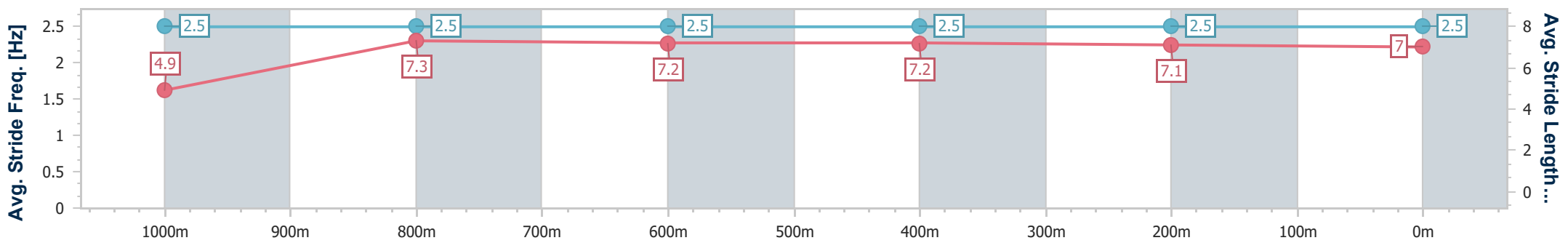
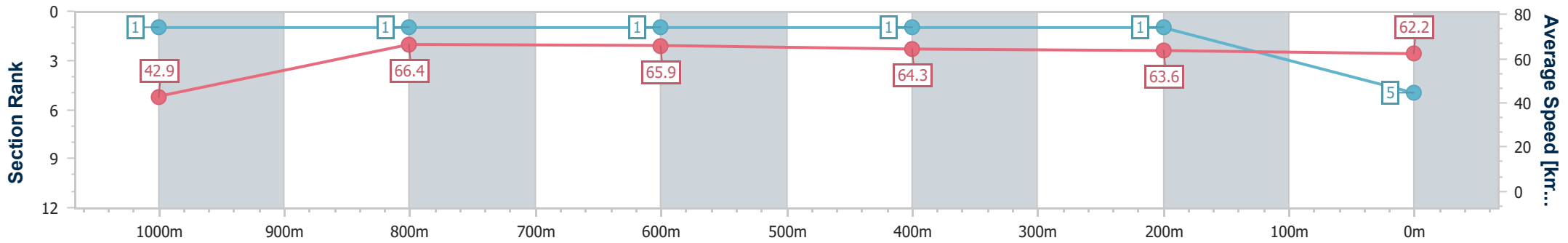
Race 5: IPSWICH PARTY HIRE OPEN Handicap - 1100m

15 January 2025 - 15:23



Track Rating: Good 4, Weather: Fine, Rail Position: +6m Entire

Section	Overall	1000m	800m	600m	400m	200m
Section Times	1:04.29 [5] (0:08.42)	0:55.87 [1] (0:10.83)	0:45.04 [1] (0:10.98)	0:34.06 [1] (0:11.23)	0:22.83 [1] (0:11.26)	0:11.57 [1] (0:11.57)
Average Speed [km/h]	42.9	66.4	65.9	64.3	63.6	62.2
Top Speed [km/h]	64.6	67.0	66.5	65.6	65.3	64.9
Avg. Dist. to Rail [m]	3.2	0.9	0.9	0.6	1.2	1.5
Avg. Stride Freq. [Hz]	2.5	2.5	2.5	2.5	2.5	2.5
Avg. Stride Length [m]	4.9	7.3	7.2	7.2	7.1	7.0



- [ ] Ranking at each section and finish
- .-.- No data available at this section
- NA No data available



Horse/Jockey Name	At Witz End
Final Rank	6
Fastest Section Time (Section)	0:08.65 (Overall)
Top Speed [km/h] (Section)	66.1 (1000m)
Race State	Finished



### Ipswich QLD Professional

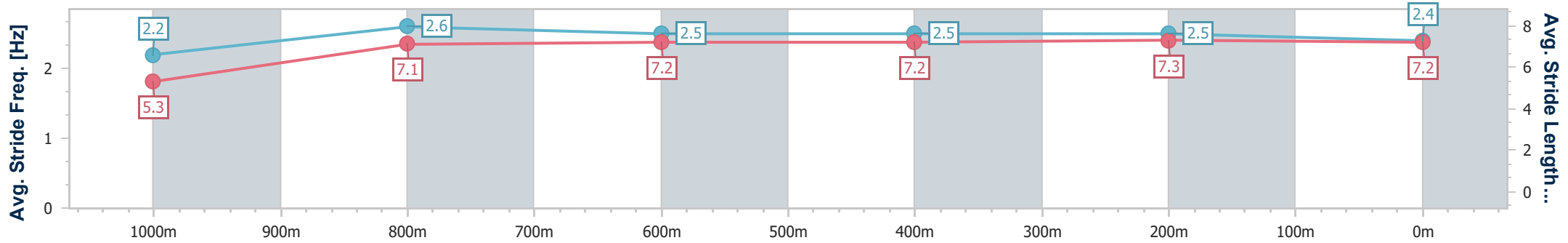
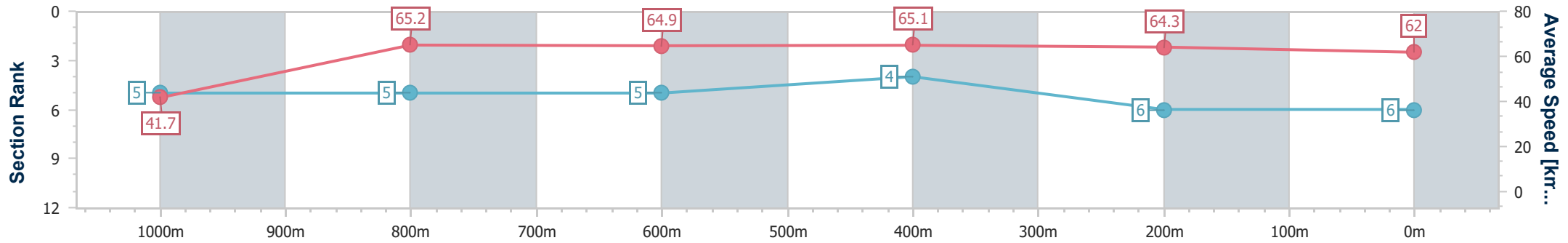
Race 5: IPSWICH PARTY HIRE OPEN Handicap - 1100m

15 January 2025 - 15:23



Track Rating: Good 4, Weather: Fine, Rail Position: +6m Entire

Section	Overall	1000m	800m	600m	400m	200m
Section Times	1:04.63 [6] (0:08.65)	0:55.98 [5] (0:11.01)	0:44.97 [5] (0:11.11)	0:33.86 [5] (0:11.11)	0:22.75 [4] (0:11.16)	0:11.59 [6] (0:11.59)
Average Speed [km/h]	41.7	65.2	64.9	65.1	64.3	62.0
Top Speed [km/h]	61.9	66.1	65.2	65.4	65.1	64.1
Avg. Dist. to Rail [m]	0.5	0.5	0.3	0.4	0.5	0.3
Avg. Stride Freq. [Hz]	2.2	2.6	2.5	2.5	2.5	2.4
Avg. Stride Length [m]	5.3	7.1	7.2	7.2	7.3	7.2



- [ ] Ranking at each section and finish
- .-.- No data available at this section
- NA No data available



Horse/Jockey Name	Voulait
Final Rank	7
Fastest Section Time (Section)	0:08.61 (Overall)
Top Speed [km/h] (Section)	67.1 (1000m)
Race State	Finished



Ipswich QLD Professional

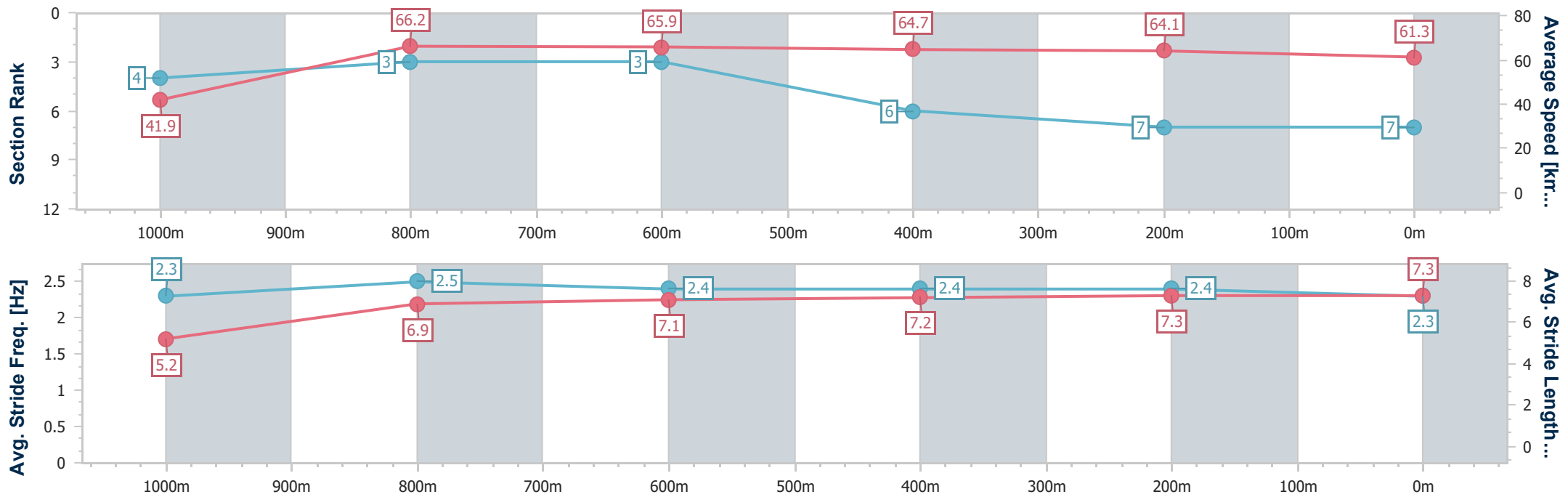
Race 5: IPSWICH PARTY HIRE OPEN Handicap - 1100m

15 January 2025 - 15:23

Track Rating: Good 4, Weather: Fine, Rail Position: +6m Entire



Section	Overall	1000m	800m	600m	400m	200m
Section Times	1:05.02 [7] (0:08.61)	0:56.41 [4] (0:10.98)	0:45.43 [3] (0:11.08)	0:34.35 [3] (0:11.23)	0:23.12 [6] (0:11.35)	0:11.77 [7] (0:11.77)
Average Speed [km/h]	41.9	66.2	65.9	64.7	64.1	61.3
Top Speed [km/h]	62.9	67.1	66.2	65.2	65.0	63.7
Avg. Dist. to Rail [m]	6.2	3.7	3.5	3.3	2.9	2.3
Avg. Stride Freq. [Hz]	2.3	2.5	2.4	2.4	2.4	2.3
Avg. Stride Length [m]	5.2	6.9	7.1	7.2	7.3	7.3



- [ ] Ranking at each section and finish
- .-.- No data available at this section
- NA No data available

# Ipswich QLD Professional

## Race 6: RED BULL AUSTRALIA BENCHMARK 68 Handicap - 1690m

15 January 2025 - 16:06

Track Rating: Good 4, Weather: Fine, Rail Position: +6m Entire

Section		Field Times												
Overall	1400m	1200m	1000m	800m	600m	400m	Last 600m							
1:41.54 (0:18.75)	1:22.79 (0:11.01)	1:11.78 (0:11.57)	1:00.21 (0:12.13)	0:48.08 (0:11.92)	0:36.16 (0:12.06)	0:24.10 (0:11.97)	0:36.16							
Rank	TAB	Horse/Jockey	Barrier	Top Speed [km/h]	Fastest Section								Distance Travelled [m]	
1	7	<b>MASTER COPY</b> Andrew Mallyon	10	65.6	0:11.03	1:41.54 [1] (0:19.35)	1:22.19 [6] (0:11.03)	1:11.16 [6] (0:11.62)	0:59.54 [5] (0:12.08)	0:47.46 [5] (0:11.85)	0:35.61 [5] (0:11.86)	0:23.75 [5] (0:11.81)	0:35.61	
2	11	<b>PRADO</b> Justin Huxtable	7	65.2	0:11.06	1:41.65 [2] (0:19.88)	1:21.77 [9] (0:11.06)	1:10.71 [9] (0:11.72)	0:58.99 [9] (0:12.08)	0:46.91 [11] (0:11.76)	0:35.15 [10] (0:11.76)	0:23.39 [10] (0:11.70)	0:35.15	+5
3	2	<b>TEXAS</b> Dan McGillivray	5	65.8	0:11.05	1:41.67 [3] (0:19.51)	1:22.16 [8] (0:11.05)	1:11.11 [8] (0:11.63)	0:59.48 [8] (0:12.12)	0:47.36 [8] (0:11.81)	0:35.55 [7] (0:11.74)	0:23.81 [7] (0:11.96)	0:35.55	+4
4	10	<b>KAIROS LOUIE</b> Bailey Wheeler	11	65.9	0:11.12	1:41.67 [4] (0:19.17)	1:22.50 [5] (0:11.12)	1:11.38 [4] (0:11.74)	0:59.64 [6] (0:12.14)	0:47.50 [6] (0:11.87)	0:35.63 [6] (0:11.81)	0:23.82 [6] (0:11.88)	0:35.63	+7
5	14	<b>TWISTED MISTRESS</b> Jason Taylor	1	65.1	0:11.02	1:41.85 [5] (0:19.49)	1:22.36 [7] (0:11.02)	1:11.34 [7] (0:11.63)	0:59.71 [7] (0:12.03)	0:47.68 [7] (0:11.96)	0:35.72 [8] (0:11.81)	0:23.91 [8] (0:11.83)	0:35.72	-4
6	3	<b>NEW MAHER</b> Jasper Franklin	12	67.0	0:11.01	1:41.96 [6] (0:18.75)	1:23.21 [1] (0:11.01)	1:12.20 [1] (0:11.60)	1:00.60 [2] (0:12.15)	0:48.45 [2] (0:11.97)	0:36.48 [2] (0:11.98)	0:24.50 [2] (0:12.02)	0:36.48	+0
7	6	<b>GRINZINGER KNIGHT</b> Emily Lang	2	65.7	0:11.16	1:42.27 [7] (0:19.16)	1:23.11 [4] (0:11.16)	1:11.95 [5] (0:11.54)	1:00.41 [4] (0:12.12)	0:48.29 [4] (0:11.82)	0:36.47 [4] (0:11.88)	0:24.59 [4] (0:12.10)	0:36.47	-3
8	15	<b>TAMBOURINE MAN</b> Michael Rodd	3	67.0	0:10.96	1:42.40 [8] (0:18.86)	1:23.54 [2] (0:10.96)	1:12.58 [2] (0:11.51)	1:01.07 [1] (0:12.13)	0:48.94 [1] (0:11.92)	0:37.02 [1] (0:12.06)	0:24.96 [1] (0:11.97)	0:37.02	-5
9	1	<b>APPLICATIONS</b> Boris Thornton	4	66.4	0:11.07	1:42.42 [9] (0:19.06)	1:23.36 [3] (0:11.07)	1:12.29 [3] (0:11.57)	1:00.72 [3] (0:12.16)	0:48.56 [3] (0:11.87)	0:36.69 [3] (0:11.91)	0:24.78 [3] (0:12.19)	0:36.69	+2
10	4	<b>EVOCATOR</b> Luke Dempsey	6	65.9	0:11.02	1:42.52 [10] (0:20.16)	1:22.36 [11] (0:11.02)	1:11.34 [10] (0:11.49)	0:59.85 [10] (0:11.92)	0:47.93 [9] (0:11.76)	0:36.17 [9] (0:11.73)	0:24.44 [9] (0:11.94)	0:36.17	-3

Scratched: Disney Castle (#5), Wowit's Willywonka (#8), Original Glaze (#9), London Point (#13)





**Ipswich QLD Professional**  
**Race 6: RED BULL AUSTRALIA BENCHMARK 68 Handicap - 1690m**  
 15 January 2025 - 16:06



Track Rating: Good 4, Weather: Fine, Rail Position: +6m Entire

Section		Overall	1400m	1200m	1000m	800m	600m	400m	Last 600m				
Field Times		1:41.54 (0:18.75)	1:22.79 (0:11.01)	1:11.78 (0:11.57)	1:00.21 (0:12.13)	0:48.08 (0:11.92)	0:36.16 (0:12.06)	0:24.10 (0:11.97)	0:36.16				
Rank	TAB Horse/Jockey	Barrier	Top Speed [km/h]	Fastest Section	Distance Travelled [m]								
11	12 SPOKE TO RAJIV Taylor Marshall	9	64.8 1400m	0:11.14 1400m	1:43.29 [11] (0:20.07)	1:23.22 [10] (0:11.14)	1:12.08 [11] (0:11.53)	1:00.55 [11] (0:11.97)	0:48.58 [10] (0:11.89)	0:36.69 [11] (0:11.86)	0:24.83 [11] (0:12.27)	0:36.69	+0

Scratched: Disney Castle (#5), Wowit's Willywonka (#8), Original Glaze (#9), London Point (#13)

[ ] Ranking at each section and finish  
 -:-:-:- No data available at this section  
 NA No data available

SCN Saddle cloth number  
 DNF Did not finish  
 DNT Did not track

Track Rating: Good 4, Weather: Fine, Rail Position: +6m Entire

Section				200m				Last 600m		
Field Times				0:12.13 (0:12.13)				0:36.16		
Rank	TAB	Horse/Jockey	Barrier	Top Speed [km/h]	Fastest Section	Margin			Distance Travelled [m]	
1	7	<b>MASTER COPY</b> Andrew Mallyon	10	65.6 Overall	0:11.03 1400m	0:11.94 [3] (0:11.94)	1:41.54		0:35.61	
2	11	<b>PRADO</b> Justin Huxtable	7	65.2 1400m	0:11.06 1400m	0:11.69 [9] (0:11.69)	0.64L		0:35.15	+5
3	2	<b>TEXAS</b> Dan McGillivray	5	65.8 Overall	0:11.05 1400m	0:11.85 [7] (0:11.85)	0.76L		0:35.55	+4
4	10	<b>KAIROS LOUIE</b> Bailey Wheeler	11	65.9 Overall	0:11.12 1400m	0:11.94 [4] (0:11.94)	0.79L		0:35.63	+7
5	14	<b>TWISTED MISTRESS</b> Jason Taylor	1	65.1 Overall	0:11.02 1400m	0:12.08 [5] (0:12.08)	1.82L		0:35.72	-4
6	3	<b>NEW MAHER</b> Jasper Franklin	12	67.0 1400m	0:11.01 1400m	0:12.48 [2] (0:12.48)	2.49L		0:36.48	+0
7	6	<b>GRINZINGER KNIGHT</b> Emily Lang	2	65.7 Overall	0:11.16 1400m	0:12.49 [6] (0:12.49)	4.27L		0:36.47	-3
8	15	<b>TAMBOURINE MAN</b> Michael Rodd	3	67.0 1400m	0:10.96 1400m	0:12.99 [1] (0:12.99)	5.07L		0:37.02	-5
9	1	<b>APPLICATIONS</b> Boris Thornton	4	66.4 Overall	0:11.07 1400m	0:12.59 [8] (0:12.59)	5.21L		0:36.69	+2
10	4	<b>EVOCATOR</b> Luke Dempsey	6	65.9 1400m	0:11.02 1400m	0:12.50 [10] (0:12.50)	5.78L		0:36.17	-3

Scratched: Disney Castle (#5), Wowit's Willywonka (#8), Original Glaze (#9), London Point (#13)



**Ipswich QLD Professional**  
**Race 6: RED BULL AUSTRALIA BENCHMARK 68 Handicap - 1690m**  
 15 January 2025 - 16:06



Track Rating: Good 4, Weather: Fine, Rail Position: +6m Entire

Section				200m				Last 600m		
Field Times				0:12.13 (0:12.13)				0:36.16		
Rank	TAB	Horse/Jockey	Barrier	Top Speed [km/h]	Fastest Section	Margin			Distance Travelled [m]	
11	12	SPOKE TO RAJIV	9	64.8	0:11.14	0:12.56 [11]	10.31L		0:36.69	+0
		Taylor Marshall		1400m	1400m	(0:12.56)				

Scratched: Disney Castle (#5), Wowit's Willywonka (#8), Original Glaze (#9), London Point (#13)

[ ] Ranking at each section and finish  
 -:-:- No data available at this section  
 NA No data available

SCN Saddle cloth number  
 DNF Did not finish  
 DNT Did not track



Horse/Jockey Name	Master Copy
Final Rank	1
Fastest Section Time (Section)	0:11.03 (1400m)
Top Speed [km/h] (Section)	65.6 (Overall)
Race State	Finished



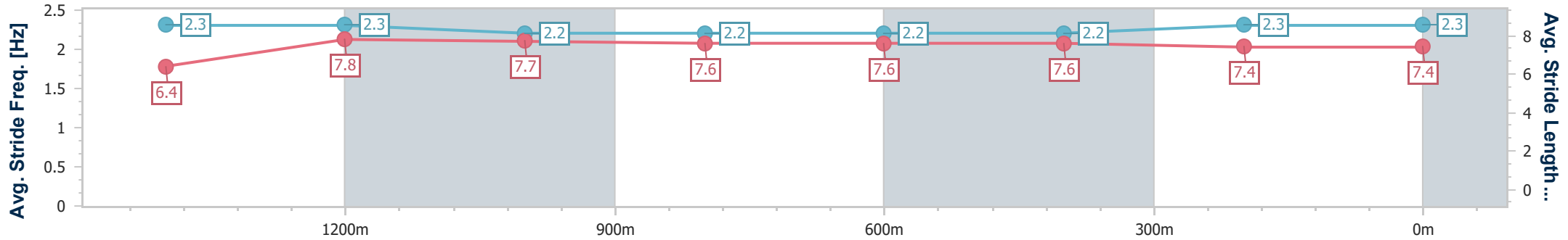
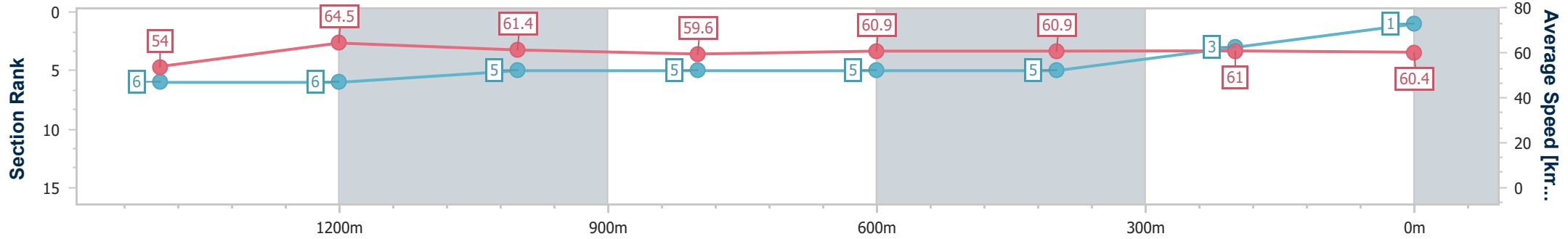
Ipswich QLD Professional  
Race 6: RED BULL AUSTRALIA BENCHMARK 68 Handicap - 1690m



15 January 2025 - 16:06

Track Rating: Good 4, Weather: Fine, Rail Position: +6m Entire

Section	Overall	1400m	1200m	1000m	800m	600m	400m	200m					
Section Times	1:41.54 [1] (0:19.35)	1:22.19 [6] (0:11.03)	1:11.16 [6] (0:11.62)	0:59.54 [5] (0:12.08)	0:47.46 [5] (0:11.85)	0:35.61 [5] (0:11.86)	0:23.75 [5] (0:11.81)	0:11.94 [3] (0:11.94)					
Average Speed [km/h]	54.0	64.5	61.4	59.6	60.9	60.9	61.0	60.4					
Top Speed [km/h]	65.6	65.5	62.4	61.4	62.1	61.9	62.1	61.2					
Avg. Dist. to Rail [m]	3.5	3.1	1.9	0.5	0.5	1.1	0.6	1.1					
Avg. Stride Freq. [Hz]	2.3	2.3	2.2	2.2	2.2	2.2	2.3	2.3					
Avg. Stride Length [m]	6.4	7.8	7.7	7.6	7.6	7.6	7.4	7.4					



- [ ] Ranking at each section and finish
- .-.- No data available at this section
- NA No data available



Horse/Jockey Name	Prado
Final Rank	2
Fastest Section Time (Section)	0:11.06 (1400m)
Top Speed [km/h] (Section)	65.2 (1400m)
Race State	Finished



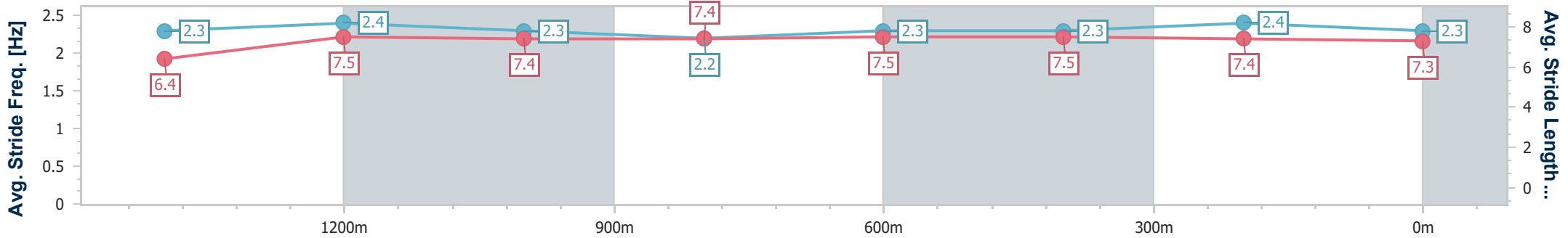
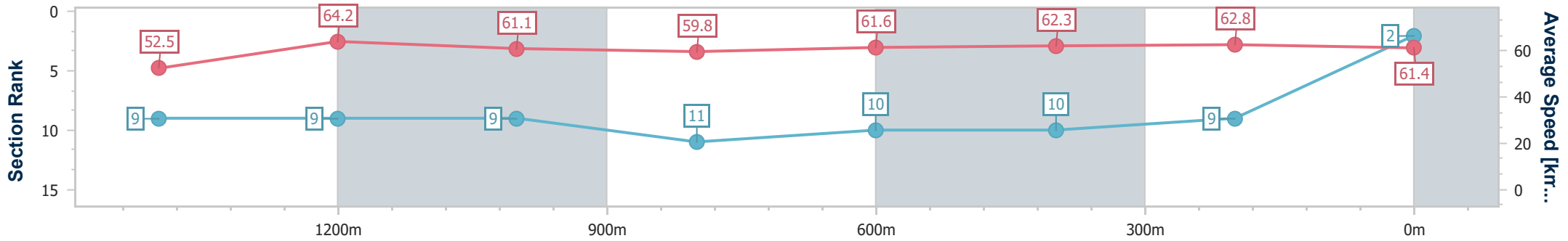
Ipswich QLD Professional  
Race 6: RED BULL AUSTRALIA BENCHMARK 68 Handicap - 1690m



15 January 2025 - 16:06

Track Rating: Good 4, Weather: Fine, Rail Position: +6m Entire

Section	Overall	1400m	1200m	1000m	800m	600m	400m	200m
Section Times	1:41.65 [2] (0:19.88)	1:21.77 [9] (0:11.06)	1:10.71 [9] (0:11.72)	0:58.99 [9] (0:12.08)	0:46.91 [11] (0:11.76)	0:35.15 [10] (0:11.76)	0:23.39 [10] (0:11.70)	0:11.69 [9] (0:11.69)
Average Speed [km/h]	52.5	64.2	61.1	59.8	61.6	62.3	62.8	61.4
Top Speed [km/h]	64.5	65.2	63.5	61.9	64.2	63.7	64.0	63.5
Avg. Dist. to Rail [m]	2.3	3.0	1.2	0.6	1.8	3.9	6.1	7.9
Avg. Stride Freq. [Hz]	2.3	2.4	2.3	2.2	2.3	2.3	2.4	2.3
Avg. Stride Length [m]	6.4	7.5	7.4	7.4	7.5	7.5	7.4	7.3



- [ ] Ranking at each section and finish
- .-.- No data available at this section
- NA No data available



Horse/Jockey Name	Texas
Final Rank	3
Fastest Section Time (Section)	0:11.05 (1400m)
Top Speed [km/h] (Section)	65.8 (Overall)
Race State	Finished



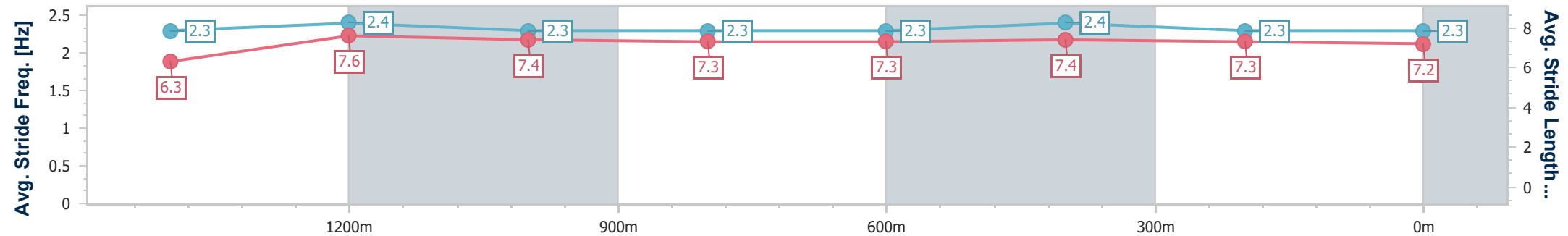
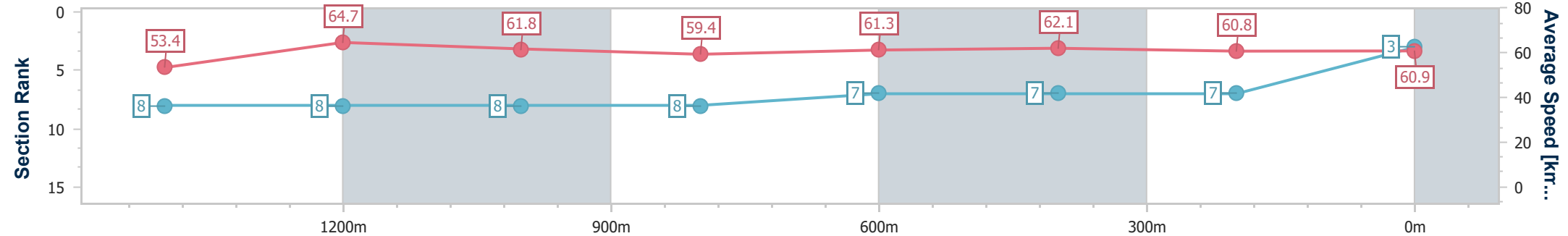
Ipswich QLD Professional  
 Race 6: RED BULL AUSTRALIA BENCHMARK 68 Handicap - 1690m



15 January 2025 - 16:06

Track Rating: Good 4, Weather: Fine, Rail Position: +6m Entire

Section	Overall	1400m	1200m	1000m	800m	600m	400m	200m					
Section Times	1:41.67 [3] (0:19.51)	1:22.16 [8] (0:11.05)	1:11.11 [8] (0:11.63)	0:59.48 [8] (0:12.12)	0:47.36 [8] (0:11.81)	0:35.55 [7] (0:11.74)	0:23.81 [7] (0:11.96)	0:11.85 [7] (0:11.85)					
Average Speed [km/h]	53.4	64.7	61.8	59.4	61.3	62.1	60.8	60.9					
Top Speed [km/h]	65.8	65.8	62.3	61.9	62.4	62.8	61.5	61.2					
Avg. Dist. to Rail [m]	2.3	1.9	1.1	0.6	1.3	3.0	2.7	3.1					
Avg. Stride Freq. [Hz]	2.3	2.4	2.3	2.3	2.3	2.4	2.3	2.3					
Avg. Stride Length [m]	6.3	7.6	7.4	7.3	7.3	7.4	7.3	7.2					



- [ ] Ranking at each section and finish
- .-.- No data available at this section
- NA No data available



Horse/Jockey Name	Kairos Louie
Final Rank	4
Fastest Section Time (Section)	0:11.12 (1400m)
Top Speed [km/h] (Section)	65.9 (Overall)
Race State	Finished



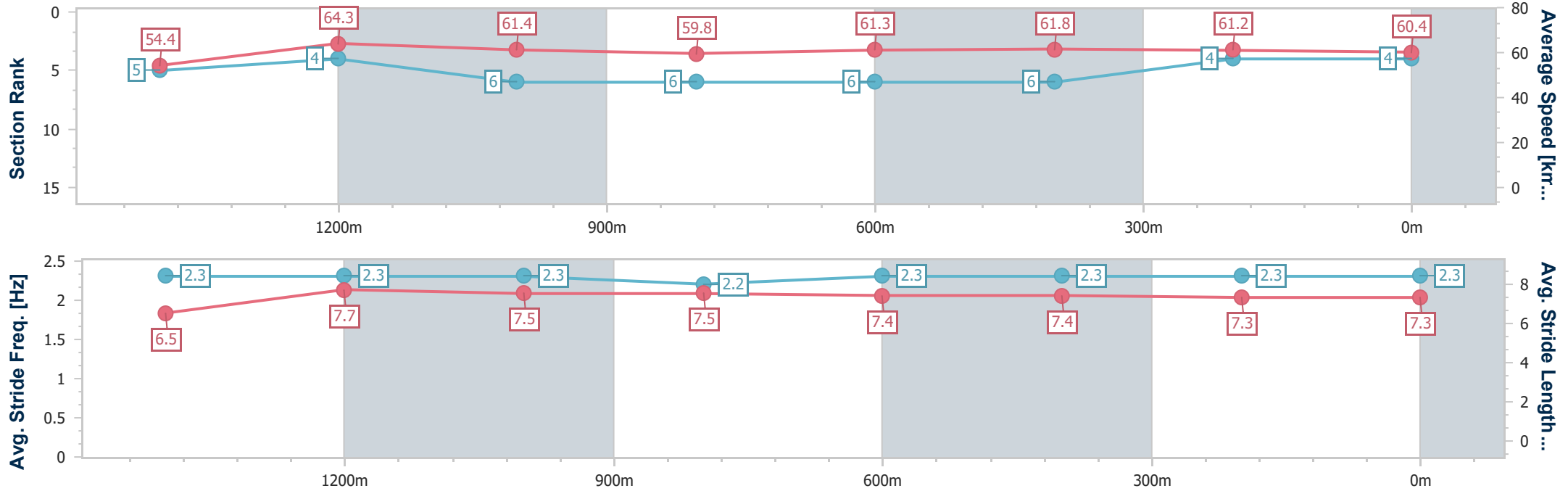
Ipswich QLD Professional  
Race 6: RED BULL AUSTRALIA BENCHMARK 68 Handicap - 1690m



15 January 2025 - 16:06

Track Rating: Good 4, Weather: Fine, Rail Position: +6m Entire

Section	Overall	1400m	1200m	1000m	800m	600m	400m	200m					
Section Times	1:41.67 [4] (0:19.17)	1:22.50 [5] (0:11.12)	1:11.38 [4] (0:11.74)	0:59.64 [6] (0:12.14)	0:47.50 [6] (0:11.87)	0:35.63 [6] (0:11.81)	0:23.82 [6] (0:11.88)	0:11.94 [4] (0:11.94)					
Average Speed [km/h]	54.4	64.3	61.4	59.8	61.3	61.8	61.2	60.4					
Top Speed [km/h]	65.9	65.5	62.7	61.1	62.3	62.6	62.6	61.5					
Avg. Dist. to Rail [m]	3.5	1.7	0.9	2.2	2.6	3.0	3.7	3.7					
Avg. Stride Freq. [Hz]	2.3	2.3	2.3	2.2	2.3	2.3	2.3	2.3					
Avg. Stride Length [m]	6.5	7.7	7.5	7.5	7.4	7.4	7.3	7.3					



- [ ] Ranking at each section and finish
- .-.- No data available at this section
- NA No data available



Horse/Jockey Name	Twisted Mistress
Final Rank	5
Fastest Section Time (Section)	0:11.02 (1400m)
Top Speed [km/h] (Section)	65.1 (Overall)
Race State	Finished



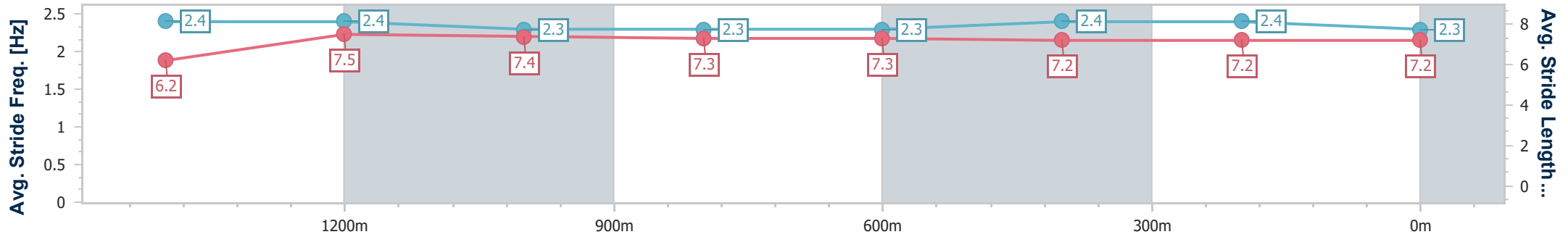
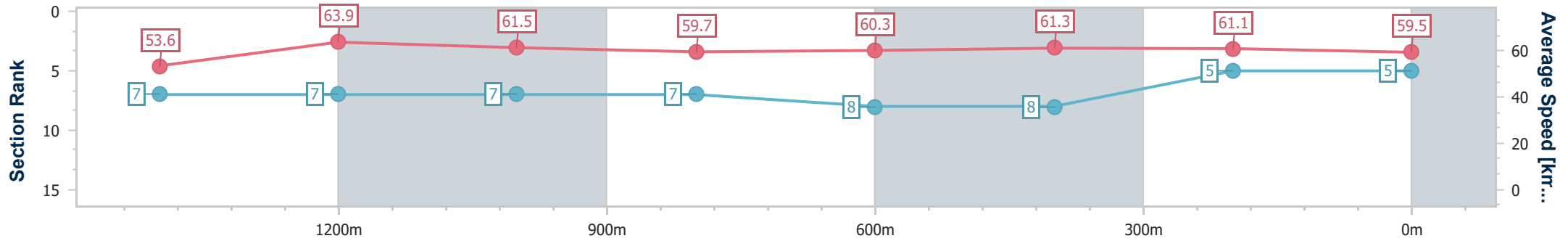
Ipswich QLD Professional  
Race 6: RED BULL AUSTRALIA BENCHMARK 68 Handicap - 1690m



15 January 2025 - 16:06

Track Rating: Good 4, Weather: Fine, Rail Position: +6m Entire

Section	Overall	1400m	1200m	1000m	800m	600m	400m	200m
Section Times	1:41.85 [5] (0:19.49)	1:22.36 [7] (0:11.02)	1:11.34 [7] (0:11.63)	0:59.71 [7] (0:12.03)	0:47.68 [7] (0:11.96)	0:35.72 [8] (0:11.81)	0:23.91 [8] (0:11.83)	0:12.08 [5] (0:12.08)
Average Speed [km/h]	53.6	63.9	61.5	59.7	60.3	61.3	61.1	59.5
Top Speed [km/h]	65.1	65.0	62.8	61.8	61.5	62.1	61.8	60.8
Avg. Dist. to Rail [m]	2.6	4.4	2.5	0.6	0.6	1.5	0.7	2.2
Avg. Stride Freq. [Hz]	2.4	2.4	2.3	2.3	2.3	2.4	2.4	2.3
Avg. Stride Length [m]	6.2	7.5	7.4	7.3	7.3	7.2	7.2	7.2



- [ ] Ranking at each section and finish
- .-.- No data available at this section
- NA No data available





Horse/Jockey Name	New Maher
Final Rank	6
Fastest Section Time (Section)	0:11.01 (1400m)
Top Speed [km/h] (Section)	67.0 (1400m)
Race State	Finished



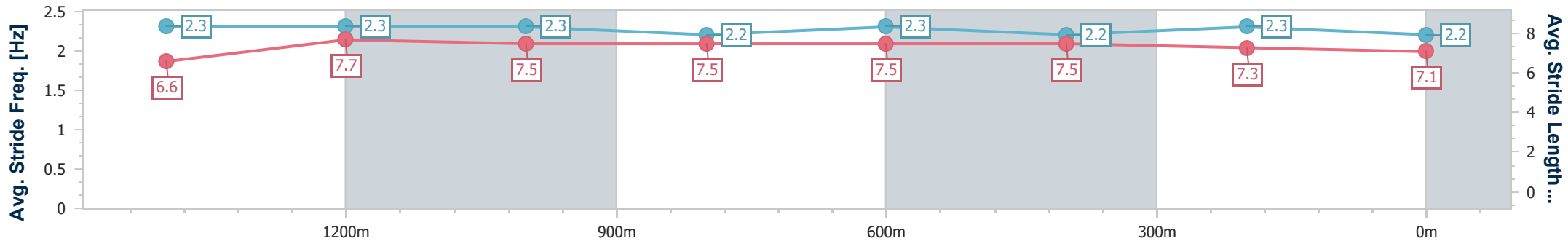
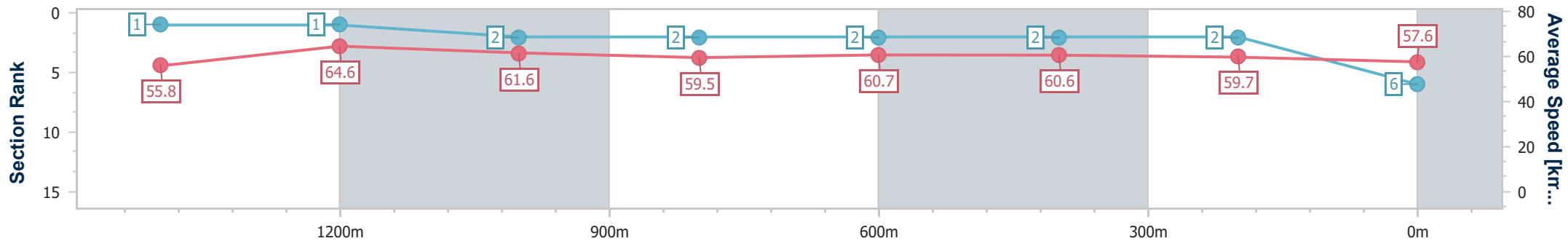
Ipswich QLD Professional  
Race 6: RED BULL AUSTRALIA BENCHMARK 68 Handicap - 1690m



15 January 2025 - 16:06

Track Rating: Good 4, Weather: Fine, Rail Position: +6m Entire

Section	Overall	1400m	1200m	1000m	800m	600m	400m	200m					
Section Times	1:41.96 [6] (0:18.75)	1:23.21 [1] (0:11.01)	1:12.20 [1] (0:11.60)	1:00.60 [2] (0:12.15)	0:48.45 [2] (0:11.97)	0:36.48 [2] (0:11.98)	0:24.50 [2] (0:12.02)	0:12.48 [2] (0:12.48)					
Average Speed [km/h]	55.8	64.6	61.6	59.5	60.7	60.6	59.7	57.6					
Top Speed [km/h]	66.6	67.0	63.3	61.4	61.4	61.0	60.7	59.3					
Avg. Dist. to Rail [m]	5.8	3.0	1.3	0.8	2.3	1.9	0.3	0.5					
Avg. Stride Freq. [Hz]	2.3	2.3	2.3	2.2	2.3	2.2	2.3	2.2					
Avg. Stride Length [m]	6.6	7.7	7.5	7.5	7.5	7.5	7.3	7.1					



- [ ] Ranking at each section and finish
- .-.- No data available at this section
- NA No data available



Horse/Jockey Name	Grinzing Knight
Final Rank	7
Fastest Section Time (Section)	0:11.16 (1400m)
Top Speed [km/h] (Section)	65.7 (Overall)
Race State	Finished



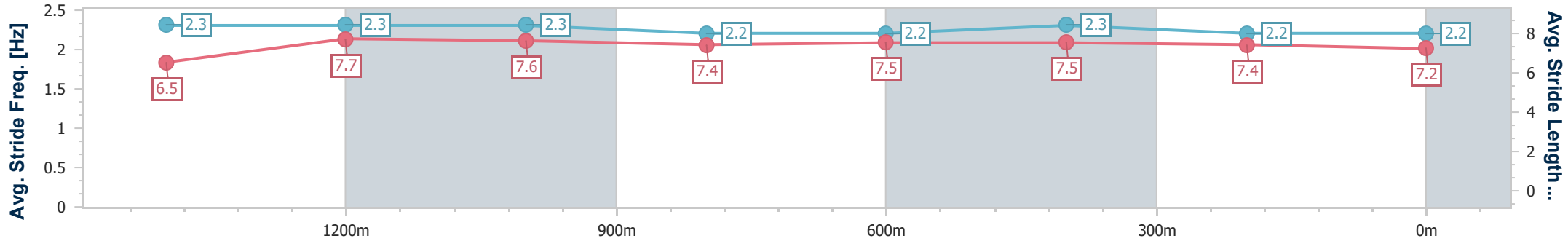
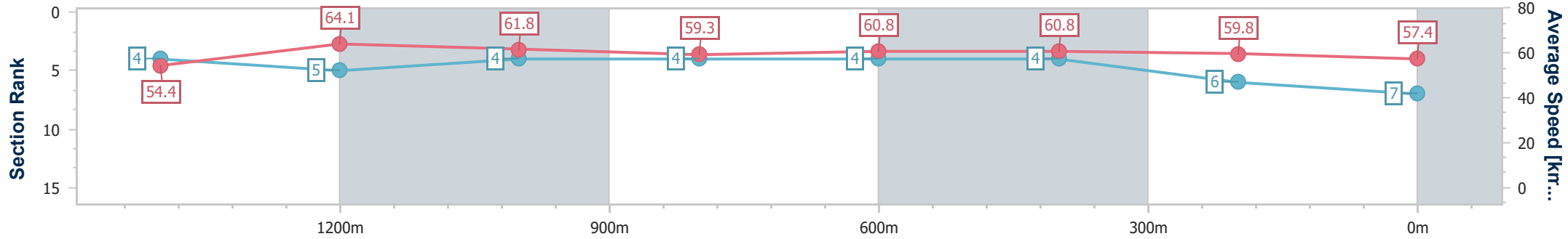
Ipswich QLD Professional  
Race 6: RED BULL AUSTRALIA BENCHMARK 68 Handicap - 1690m



15 January 2025 - 16:06

Track Rating: Good 4, Weather: Fine, Rail Position: +6m Entire

Section	Overall	1400m	1200m	1000m	800m	600m	400m	200m
Section Times	1:42.27 [7] (0:19.16)	1:23.11 [4] (0:11.16)	1:11.95 [5] (0:11.54)	1:00.41 [4] (0:12.12)	0:48.29 [4] (0:11.82)	0:36.47 [4] (0:11.88)	0:24.59 [4] (0:12.10)	0:12.49 [6] (0:12.49)
Average Speed [km/h]	54.4	64.1	61.8	59.3	60.8	60.8	59.8	57.4
Top Speed [km/h]	65.7	65.5	62.3	61.4	61.9	61.9	60.7	59.5
Avg. Dist. to Rail [m]	1.4	2.1	1.8	1.1	0.4	0.6	2.0	3.4
Avg. Stride Freq. [Hz]	2.3	2.3	2.3	2.2	2.2	2.3	2.2	2.2
Avg. Stride Length [m]	6.5	7.7	7.6	7.4	7.5	7.5	7.4	7.2



- [ ] Ranking at each section and finish
- .-.- No data available at this section
- NA No data available



Horse/Jockey Name	Tambourine Man
Final Rank	8
Fastest Section Time (Section)	0:10.96 (1400m)
Top Speed [km/h] (Section)	67.0 (1400m)
Race State	Finished



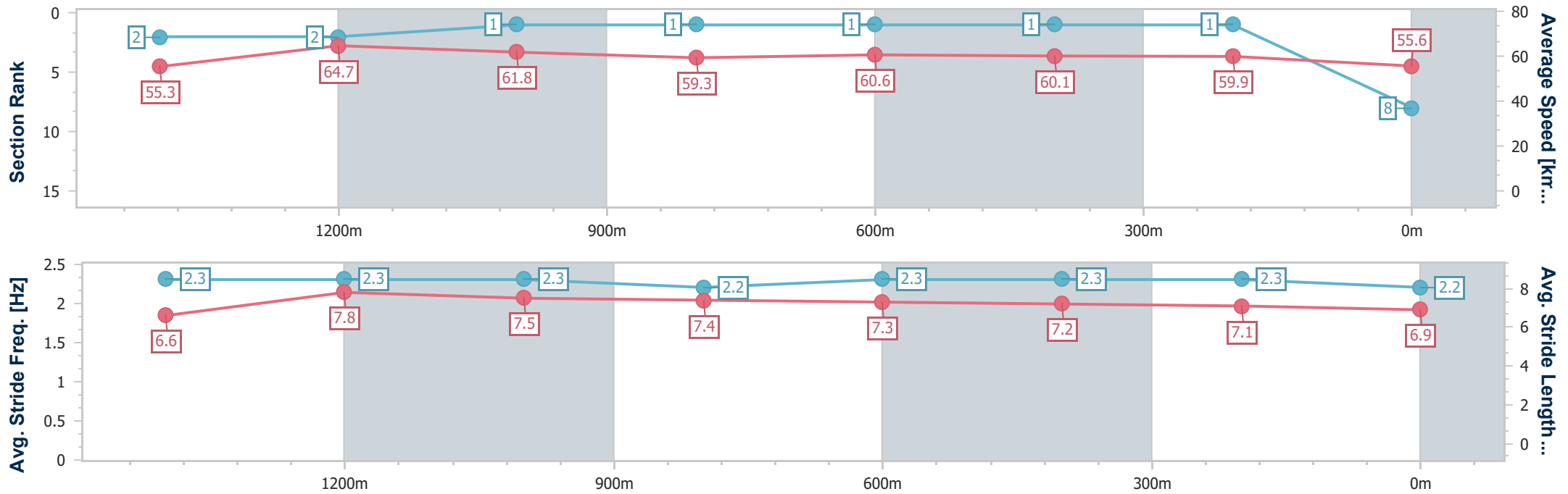
Ipswich QLD Professional  
Race 6: RED BULL AUSTRALIA BENCHMARK 68 Handicap - 1690m



15 January 2025 - 16:06

Track Rating: Good 4, Weather: Fine, Rail Position: +6m Entire

Section	Overall	1400m	1200m	1000m	800m	600m	400m	200m
Section Times	1:42.40 [8] (0:18.86)	1:23.54 [2] (0:10.96)	1:12.58 [2] (0:11.51)	1:01.07 [1] (0:12.13)	0:48.94 [1] (0:11.92)	0:37.02 [1] (0:12.06)	0:24.96 [1] (0:11.97)	0:12.99 [1] (0:12.99)
Average Speed [km/h]	55.3	64.7	61.8	59.3	60.6	60.1	59.9	55.6
Top Speed [km/h]	66.6	67.0	63.9	60.6	61.1	60.7	61.1	59.2
Avg. Dist. to Rail [m]	1.8	3.5	2.4	0.7	0.7	1.2	0.3	0.6
Avg. Stride Freq. [Hz]	2.3	2.3	2.3	2.2	2.3	2.3	2.3	2.2
Avg. Stride Length [m]	6.6	7.8	7.5	7.4	7.3	7.2	7.1	6.9



- [ ] Ranking at each section and finish
- .-.- No data available at this section
- NA No data available



Horse/Jockey Name	Applications
Final Rank	9
Fastest Section Time (Section)	0:11.07 (1400m)
Top Speed [km/h] (Section)	66.4 (Overall)
Race State	Finished



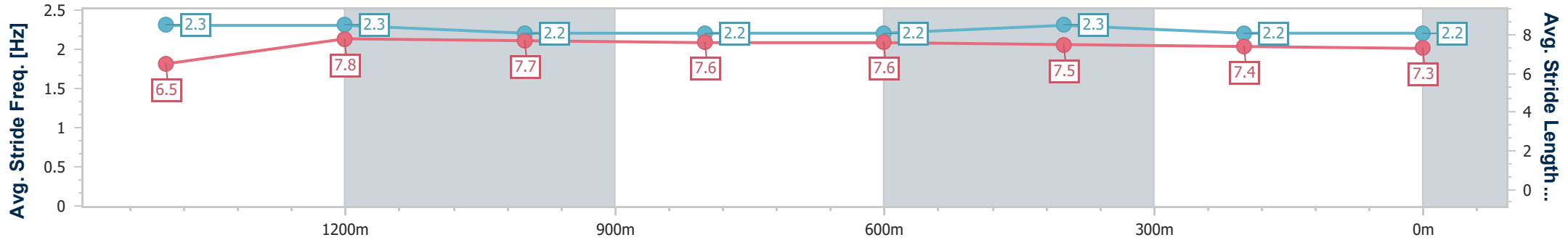
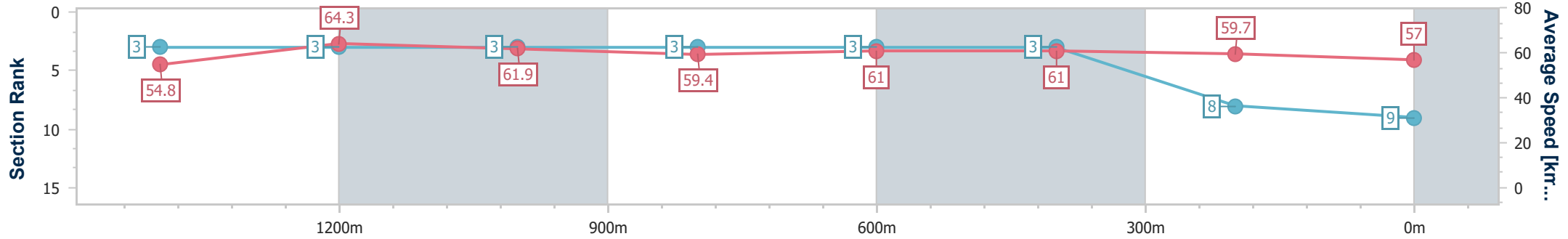
Ipswich QLD Professional  
Race 6: RED BULL AUSTRALIA BENCHMARK 68 Handicap - 1690m



15 January 2025 - 16:06

Track Rating: Good 4, Weather: Fine, Rail Position: +6m Entire

Section	Overall	1400m	1200m	1000m	800m	600m	400m	200m						
Section Times	1:42.42 [9] (0:19.06)	1:23.36 [3] (0:11.07)	1:12.29 [3] (0:11.57)	1:00.72 [3] (0:12.16)	0:48.56 [3] (0:11.87)	0:36.69 [3] (0:11.91)	0:24.78 [3] (0:12.19)	0:12.59 [8] (0:12.59)						
Average Speed [km/h]	54.8	64.3	61.9	59.4	61.0	61.0	59.7	57.0						
Top Speed [km/h]	66.4	65.4	62.9	60.9	61.9	61.3	60.5	58.9						
Avg. Dist. to Rail [m]	1.5	2.4	1.2	0.4	1.6	2.3	2.9	4.5						
Avg. Stride Freq. [Hz]	2.3	2.3	2.2	2.2	2.2	2.3	2.2	2.2						
Avg. Stride Length [m]	6.5	7.8	7.7	7.6	7.6	7.5	7.4	7.3						



- [ ] Ranking at each section and finish
- .-.- No data available at this section
- NA No data available



Horse/Jockey Name	Evocator
Final Rank	10
Fastest Section Time (Section)	0:11.02 (1400m)
Top Speed [km/h] (Section)	65.9 (1400m)
Race State	Finished



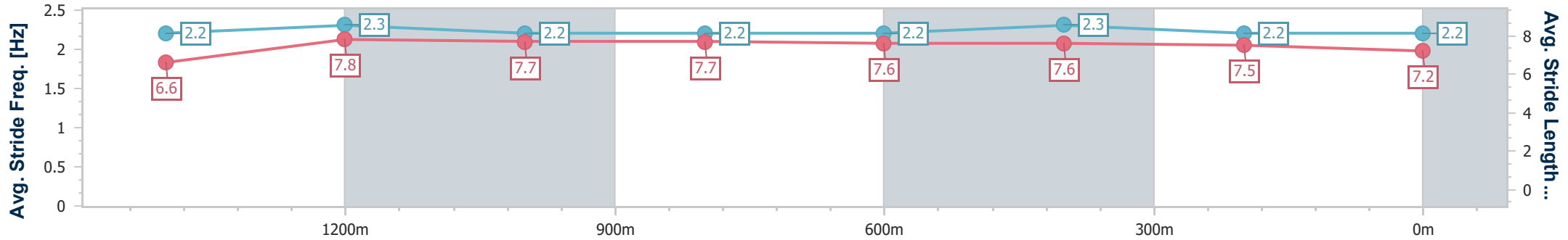
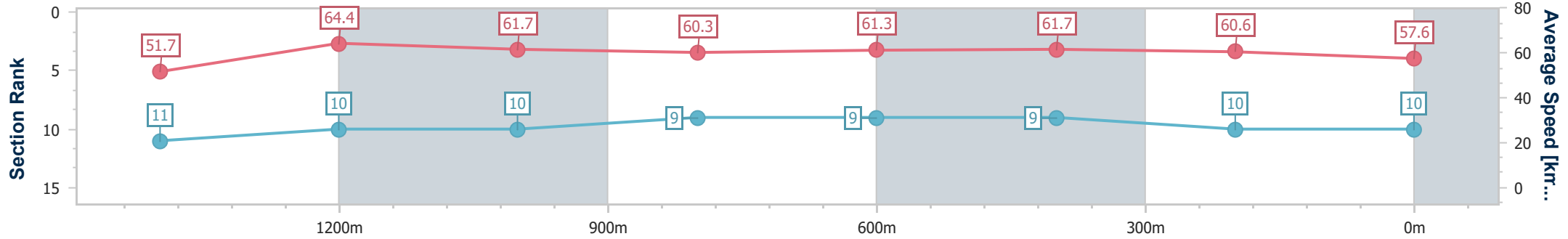
Ipswich QLD Professional  
Race 6: RED BULL AUSTRALIA BENCHMARK 68 Handicap - 1690m



15 January 2025 - 16:06

Track Rating: Good 4, Weather: Fine, Rail Position: +6m Entire

Section	Overall	1400m	1200m	1000m	800m	600m	400m	200m						
Section Times	1:42.52 [10] (0:20.16)	1:22.36 [11] (0:11.02)	1:11.34 [10] (0:11.49)	0:59.85 [10] (0:11.92)	0:47.93 [9] (0:11.76)	0:36.17 [9] (0:11.73)	0:24.44 [9] (0:11.94)	0:12.50 [10] (0:12.50)						
Average Speed [km/h]	51.7	64.4	61.7	60.3	61.3	61.7	60.6	57.6						
Top Speed [km/h]	64.4	65.9	64.1	61.5	62.3	62.8	61.0	60.4						
Avg. Dist. to Rail [m]	3.0	4.2	3.0	1.7	0.7	2.0	0.7	0.8						
Avg. Stride Freq. [Hz]	2.2	2.3	2.2	2.2	2.2	2.3	2.2	2.2						
Avg. Stride Length [m]	6.6	7.8	7.7	7.7	7.6	7.6	7.5	7.2						



- [ ] Ranking at each section and finish
- .-.- No data available at this section
- NA No data available



Horse/Jockey Name	Spoke To Rajiv
Final Rank	11
Fastest Section Time (Section)	0:11.14 (1400m)
Top Speed [km/h] (Section)	64.8 (1400m)
Race State	Finished



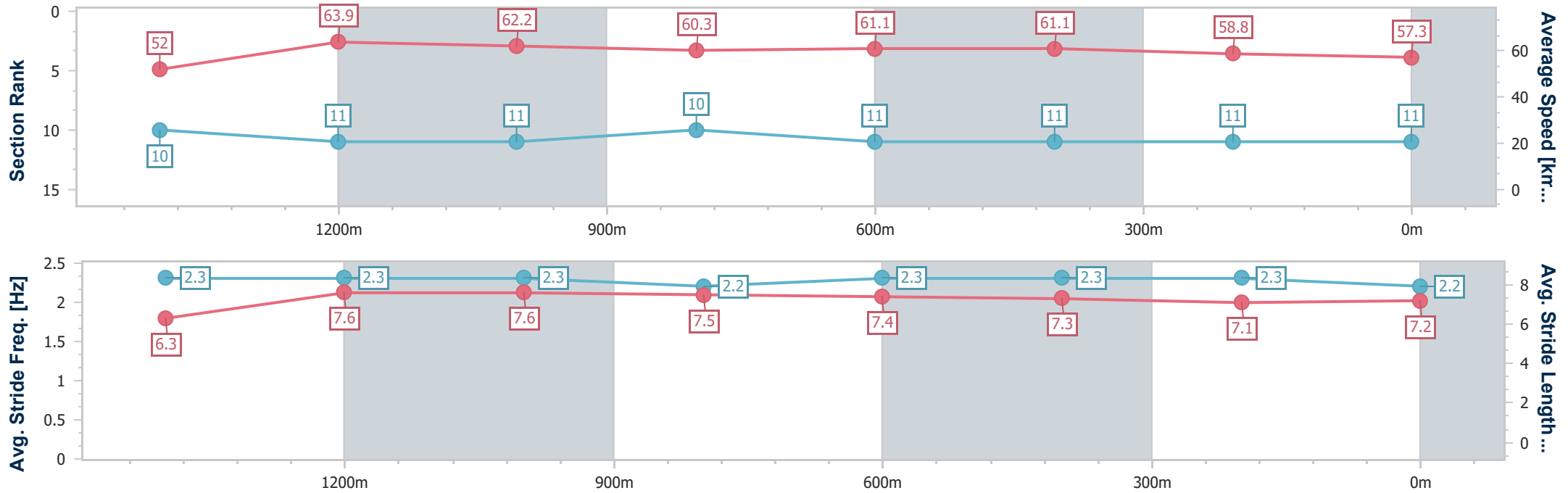
Ipswich QLD Professional  
 Race 6: RED BULL AUSTRALIA BENCHMARK 68 Handicap - 1690m



15 January 2025 - 16:06

Track Rating: Good 4, Weather: Fine, Rail Position: +6m Entire

Section	Overall	1400m	1200m	1000m	800m	600m	400m	200m
Section Times	1:43.29 [11] (0:20.07)	1:23.22 [10] (0:11.14)	1:12.08 [11] (0:11.53)	1:00.55 [11] (0:11.97)	0:48.58 [10] (0:11.89)	0:36.69 [11] (0:11.86)	0:24.83 [11] (0:12.27)	0:12.56 [11] (0:12.56)
Average Speed [km/h]	52.0	63.9	62.2	60.3	61.1	61.1	58.8	57.3
Top Speed [km/h]	64.0	64.8	64.8	61.3	62.4	62.0	60.3	58.7
Avg. Dist. to Rail [m]	3.2	2.5	1.3	0.7	2.0	2.4	1.0	1.4
Avg. Stride Freq. [Hz]	2.3	2.3	2.3	2.2	2.3	2.3	2.3	2.2
Avg. Stride Length [m]	6.3	7.6	7.6	7.5	7.4	7.3	7.1	7.2



- [ ] Ranking at each section and finish
- .-.- No data available at this section
- NA No data available



# Ipswich QLD Professional

## Race 7: GORDON'S GIN Class 1 Handicap - 1690m

15 January 2025 - 16:35



Track Rating: Good 4, Weather: Fine, Rail Position: +6m Entire

Section		Field Times												
Overall	1400m	1200m	1000m	800m	600m	400m	Last 600m							
1:42.57 (0:20.05)	1:22.52 (0:11.57)	1:10.95 (0:11.77)	0:59.18 (0:12.07)	0:47.11 (0:11.95)	0:35.16 (0:11.68)	0:23.48 (0:11.61)	0:35.16							
Rank	TAB	Horse/Jockey	Barrier	Top Speed [km/h]	Fastest Section								Distance Travelled [m]	
1	5	<b>ABLE SEAMAN</b> Angela Jones	4	63.5 200m	0:11.56 400m	1:42.57 [1] (0:20.37)	1:22.20 [6] (0:11.62)	1:10.58 [6] (0:11.71)	0:58.87 [4] (0:12.09)	0:46.78 [4] (0:11.89)	0:34.89 [4] (0:11.71)	0:23.18 [3] (0:11.56)	0:34.89	
2	18	<b>THE KHAN</b> Damien Thornton	1	62.3 400m	0:11.57 1400m	1:42.72 [2] (0:20.05)	1:22.67 [1] (0:11.57)	1:11.10 [1] (0:11.77)	0:59.33 [1] (0:12.07)	0:47.26 [1] (0:11.95)	0:35.31 [1] (0:11.68)	0:23.63 [1] (0:11.61)	0:35.31	-1
3	7	<b>NITROGEN</b> Justin Huxtable	6	64.8 400m	0:11.47 400m	1:42.88 [3] (0:20.49)	1:22.39 [7] (0:11.66)	1:10.73 [7] (0:11.72)	0:59.01 [6] (0:12.15)	0:46.86 [6] (0:11.90)	0:34.96 [5] (0:11.72)	0:23.24 [5] (0:11.47)	0:34.96	+1
4	15	<b>BLUEPRINT</b> Robbie Dolan	9	64.1 400m	0:11.48 400m	1:43.13 [4] (0:20.78)	1:22.35 [9] (0:11.67)	1:10.68 [8] (0:11.79)	0:58.89 [8] (0:12.06)	0:46.83 [8] (0:11.80)	0:35.03 [8] (0:11.71)	0:23.32 [7] (0:11.48)	0:35.03	-1
5	2	<b>ZINOTAR</b> James Orman	3	62.7 400m	0:11.70 1400m	1:43.27 [5] (0:20.23)	1:23.04 [3] (0:11.70)	1:11.34 [4] (0:11.91)	0:59.43 [5] (0:12.16)	0:47.27 [5] (0:12.00)	0:35.27 [6] (0:11.76)	0:23.51 [6] (0:11.71)	0:35.27	+5
6	16	<b>FLASH PRINCE</b> Taylor Marshall	7	63.3 600m	0:11.67 1200m	1:43.50 [6] (0:20.92)	1:22.58 [10] (0:11.98)	1:10.60 [11] (0:11.67)	0:58.93 [10] (0:12.11)	0:46.82 [10] (0:11.72)	0:35.10 [10] (0:11.67)	0:23.43 [11] (0:11.75)	0:35.10	+3
7	6	<b>MOONSHINE RUN</b> Bailey Wheeler	5	63.2 1400m	0:11.62 1400m	1:43.65 [7] (0:20.07)	1:23.58 [2] (0:11.62)	1:11.96 [2] (0:11.83)	1:00.13 [2] (0:12.13)	0:48.00 [2] (0:11.92)	0:36.08 [3] (0:11.75)	0:24.33 [2] (0:11.95)	0:36.08	+4
8	3	<b>FOURANDAHALF</b> Jag Guthmann-Chester	8	62.3 1400m	0:11.70 1400m	1:43.74 [8] (0:20.24)	1:23.50 [5] (0:11.70)	1:11.80 [5] (0:12.00)	0:59.80 [7] (0:12.20)	0:47.60 [7] (0:11.93)	0:35.67 [7] (0:11.81)	0:23.86 [8] (0:11.83)	0:35.67	+9
9	1	<b>JUNGLE PRINCE</b> Jasper Franklin	13	62.9 600m	0:11.73 600m	1:43.83 [9] (0:20.66)	1:23.17 [8] (0:11.94)	1:11.23 [9] (0:11.78)	0:59.45 [9] (0:12.10)	0:47.35 [9] (0:11.85)	0:35.50 [9] (0:11.73)	0:23.77 [10] (0:11.84)	0:35.50	+7
10	10	<b>DANNY'S BOY</b> Georgina Cartwright	11	63.9 1400m	0:11.46 1400m	1:43.96 [10] (0:20.24)	1:23.72 [4] (0:11.46)	1:12.26 [3] (0:11.89)	1:00.37 [3] (0:12.11)	0:48.26 [3] (0:11.84)	0:36.42 [2] (0:11.90)	0:24.52 [4] (0:12.15)	0:36.42	+8

Scratched: Superargo (#19), Migratory (#13), So You Can Torque (#8), Medical Autocrat (#9), Wild Gypsy (#4)

[ ] Ranking at each section and finish  
 -:-:- No data available at this section  
 NA No data available

SCN Saddle cloth number  
 DNF Did not finish  
 DNT Did not track

Track Rating: Good 4, Weather: Fine, Rail Position: +6m Entire

Section	Overall	1400m	1200m	1000m	800m	600m	400m	Last 600m						
Field Times	1:42.57 (0:20.05)	1:22.52 (0:11.57)	1:10.95 (0:11.77)	0:59.18 (0:12.07)	0:47.11 (0:11.95)	0:35.16 (0:11.68)	0:23.48 (0:11.61)	0:35.16						
Rank	TAB	Horse/Jockey	Barrier	Top Speed [km/h]	Fastest Section									Distance Travelled [m]
11	14	<b>MAKE HASTE</b> Emily Lang	2	64.1 800m	0:11.42 800m	1:44.09 [11] (0:21.62)	1:22.47 [14] (0:12.10)	1:10.37 [14] (0:11.46)	0:58.91 [14] (0:11.91)	0:47.00 [14] (0:11.42)	0:35.58 [12] (0:11.60)	0:23.98 [12] (0:12.01)	0:35.58	+12
12	11	<b>FORT DENISON</b> Luke Tarrant	14	63.8 600m	0:11.57 1200m	1:44.11 [12] (0:21.48)	1:22.63 [13] (0:11.87)	1:10.76 [13] (0:11.57)	0:59.19 [13] (0:12.08)	0:47.11 [13] (0:11.62)	0:35.49 [14] (0:11.60)	0:23.89 [14] (0:11.81)	0:35.49	+11
13	17	<b>ADELAIDE'S LACE</b> Anthony Allen	12	63.6 800m	0:11.57 1200m	1:44.48 [13] (0:21.19)	1:23.29 [12] (0:12.06)	1:11.23 [12] (0:11.57)	0:59.66 [12] (0:12.13)	0:47.53 [12] (0:11.62)	0:35.91 [13] (0:11.62)	0:24.29 [13] (0:11.82)	0:35.91	+1
14	12	<b>SUNBEAM LEGEND</b> Cody Collis	10	64.4 600m	0:11.48 600m	1:44.88 [14] (0:20.98)	1:23.90 [11] (0:11.87)	1:12.03 [10] (0:11.75)	1:00.28 [11] (0:12.13)	0:48.15 [11] (0:11.76)	0:36.39 [11] (0:11.48)	0:24.91 [9] (0:12.30)	0:36.39	+10

Scratched: Superargo (#19), Migratory (#13), So You Can Torque (#8), Medical Autocrat (#9), Wild Gypsy (#4)





**Ipswich QLD Professional**  
**Race 7: GORDON'S GIN Class 1 Handicap - 1690m**  
 15 January 2025 - 16:35



Track Rating: Good 4, Weather: Fine, Rail Position: +6m Entire

Section							200m			Last 600m
Field Times							0:11.87			0:35.16
							(0:11.87)			
Rank	TAB	Horse/Jockey	Barrier	Top Speed [km/h]	Fastest Section	Margin			Distance Travelled [m]	
1	5	<b>ABLE SEAMAN</b> Angela Jones	4	63.5 200m	0:11.56 400m	0:11.62 [2] (0:11.62)	1:42.57		0:34.89	
2	18	<b>THE KHAN</b> Damien Thornton	1	62.3 400m	0:11.57 1400m	0:12.02 [1] (0:12.02)	0.88L		0:35.31 -1	
3	7	<b>NITROGEN</b> Justin Huxtable	6	64.8 400m	0:11.47 400m	0:11.77 [3] (0:11.77)	1.78L		0:34.96 +1	
4	15	<b>BLUEPRINT</b> Robbie Dolan	9	64.1 400m	0:11.48 400m	0:11.84 [5] (0:11.84)	3.29L		0:35.03 -1	
5	2	<b>ZINOTAR</b> James Orman	3	62.7 400m	0:11.70 1400m	0:11.80 [6] (0:11.80)	4.11L		0:35.27 +5	
6	16	<b>FLASH PRINCE</b> Taylor Marshall	7	63.3 600m	0:11.67 1200m	0:11.68 [9] (0:11.68)	5.47L		0:35.10 +3	
7	6	<b>MOONSHINE RUN</b> Bailey Wheeler	5	63.2 1400m	0:11.62 1400m	0:12.38 [4] (0:12.38)	6.35L		0:36.08 +4	
8	3	<b>FOURANDAHALF</b> Jag Guthmann-Chester	8	62.3 1400m	0:11.70 1400m	0:12.03 [8] (0:12.03)	6.83L		0:35.67 +9	
9	1	<b>JUNGLE PRINCE</b> Jasper Franklin	13	62.9 600m	0:11.73 600m	0:11.93 [10] (0:11.93)	7.36L		0:35.50 +7	
10	10	<b>DANNY'S BOY</b> Georgina Cartwright	11	63.9 1400m	0:11.46 1400m	0:12.37 [7] (0:12.37)	8.14L		0:36.42 +8	

Scratched: Superargo (#19), Migratory (#13), So You Can Torque (#8), Medical Autocrat (#9), Wild Gypsy (#4)

[ ] Ranking at each section and finish  
 -:-:- No data available at this section  
 NA No data available

SCN Saddle cloth number  
 DNF Did not finish  
 DNT Did not track



Ipswich QLD Professional  
 Race 7: GORDON'S GIN Class 1 Handicap - 1690m  
 15 January 2025 - 16:35



Track Rating: Good 4, Weather: Fine, Rail Position: +6m Entire

Section				200m				Last 600m	
Field Times				0:11.87 (0:11.87)				0:35.16	
Rank	TAB	Horse/Jockey	Barrier	Top Speed [km/h]	Fastest Section	Margin			Distance Travelled [m]
11	14	<b>MAKE HASTE</b> Emily Lang	2	64.1 800m	0:11.42 800m 0:11.97 [13] (0:11.97)	8.89L		0:35.58	+12
12	11	<b>FORT DENISON</b> Luke Tarrant	14	63.8 600m	0:11.57 1200m 0:12.08 [12] (0:12.08)	9.03L		0:35.49	+11
13	17	<b>ADELAIDE'S LACE</b> Anthony Allen	12	63.6 800m	0:11.57 1200m 0:12.47 [11] (0:12.47)	11.21L		0:35.91	+1
14	12	<b>SUNBEAM LEGEND</b> Cody Collis	10	64.4 600m	0:11.48 600m 0:12.61 [14] (0:12.61)	13.54L		0:36.39	+10

Scratched: Superargo (#19), Migratory (#13), So You Can Torque (#8), Medical Autocrat (#9), Wild Gypsy (#4)

[ ] Ranking at each section and finish  
 -:-:-:- No data available at this section  
 NA No data available

SCN Saddle cloth number  
 DNF Did not finish  
 DNT Did not track



Horse/Jockey Name	Able Seaman
Final Rank	1
Fastest Section Time (Section)	0:11.56 (400m)
Top Speed [km/h] (Section)	63.5 (200m)
Race State	Finished



### Ipswich QLD Professional

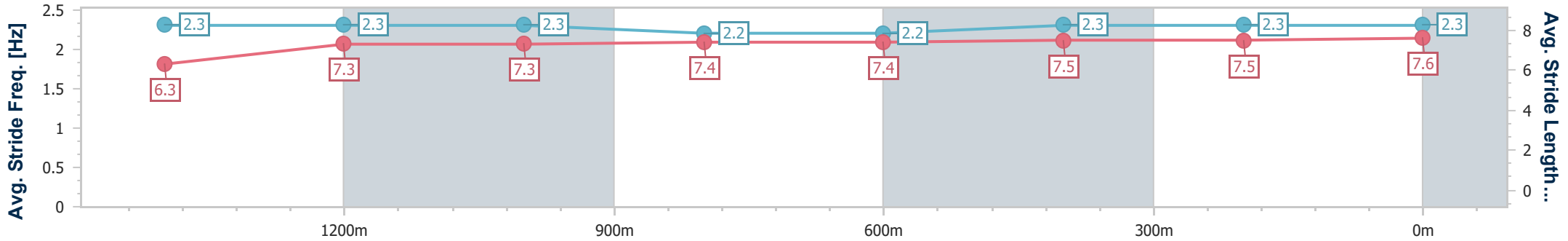
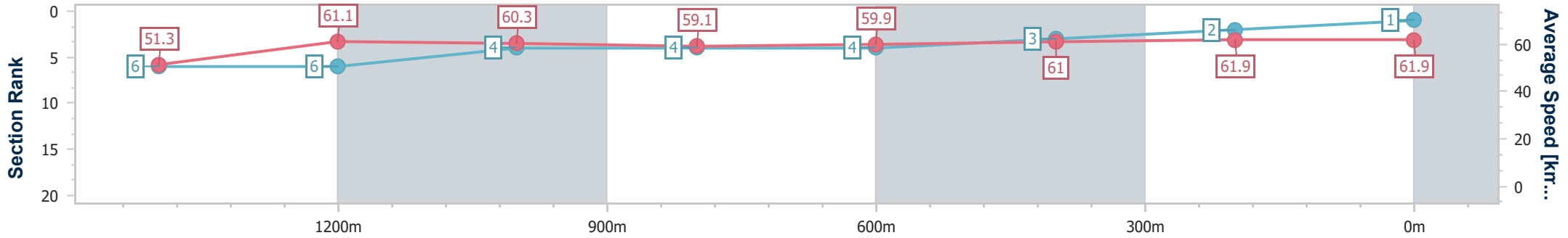
Race 7: GORDON'S GIN Class 1 Handicap - 1690m

15 January 2025 - 16:35



Track Rating: Good 4, Weather: Fine, Rail Position: +6m Entire

Section	Overall	1400m	1200m	1000m	800m	600m	400m	200m
Section Times	1:42.57 [1] (0:20.37)	1:22.20 [6] (0:11.62)	1:10.58 [6] (0:11.71)	0:58.87 [4] (0:12.09)	0:46.78 [4] (0:11.89)	0:34.89 [4] (0:11.71)	0:23.18 [3] (0:11.56)	0:11.62 [2] (0:11.62)
Average Speed [km/h]	51.3	61.1	60.3	59.1	59.9	61.0	61.9	61.9
Top Speed [km/h]	62.0	61.5	61.3	59.7	60.6	61.9	63.4	63.5
Avg. Dist. to Rail [m]	2.4	3.8	4.2	3.8	2.6	1.8	1.2	1.9
Avg. Stride Freq. [Hz]	2.3	2.3	2.3	2.2	2.2	2.3	2.3	2.3
Avg. Stride Length [m]	6.3	7.3	7.3	7.4	7.4	7.5	7.5	7.6



- [ ] Ranking at each section and finish
- .-.- No data available at this section
- NA No data available



Horse/Jockey Name	The Khan
Final Rank	2
Fastest Section Time (Section)	0:11.57 (1400m)
Top Speed [km/h] (Section)	62.3 (400m)
Race State	Finished



### Ipswich QLD Professional

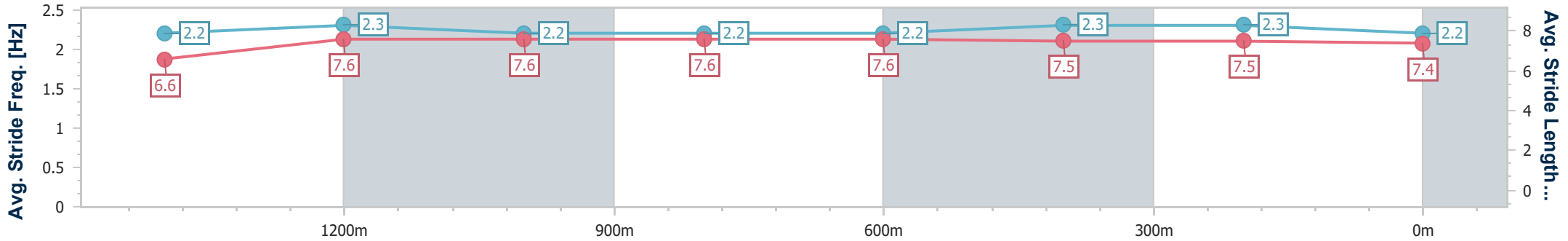
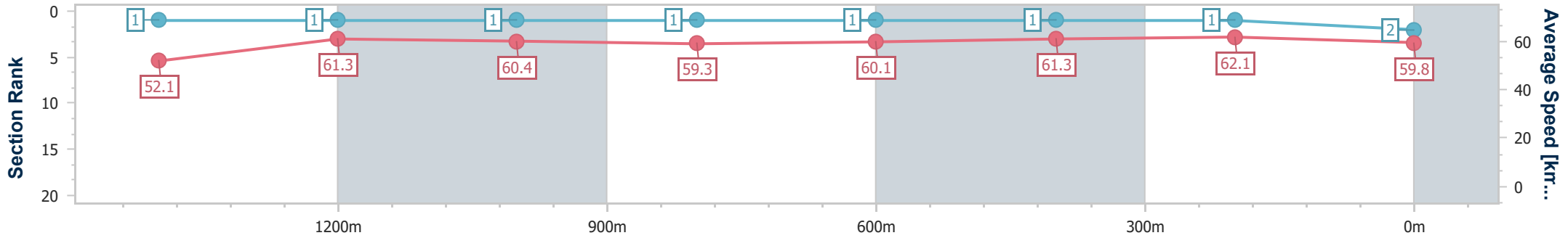
Race 7: GORDON'S GIN Class 1 Handicap - 1690m

15 January 2025 - 16:35



Track Rating: Good 4, Weather: Fine, Rail Position: +6m Entire

Section	Overall	1400m	1200m	1000m	800m	600m	400m	200m
Section Times	1:42.72 [2] (0:20.05)	1:22.67 [1] (0:11.57)	1:11.10 [1] (0:11.77)	0:59.33 [1] (0:12.07)	0:47.26 [1] (0:11.95)	0:35.31 [1] (0:11.68)	0:23.63 [1] (0:11.61)	0:12.02 [1] (0:12.02)
Average Speed [km/h]	52.1	61.3	60.4	59.3	60.1	61.3	62.1	59.8
Top Speed [km/h]	61.3	62.0	62.0	59.7	60.6	62.2	62.3	61.5
Avg. Dist. to Rail [m]	2.4	3.2	2.8	2.0	1.1	0.6	0.7	0.6
Avg. Stride Freq. [Hz]	2.2	2.3	2.2	2.2	2.2	2.3	2.3	2.2
Avg. Stride Length [m]	6.6	7.6	7.6	7.6	7.6	7.5	7.5	7.4



- [ ] Ranking at each section and finish
- .-.- No data available at this section
- NA No data available



Horse/Jockey Name	Nitrogen
Final Rank	3
Fastest Section Time (Section)	0:11.47 (400m)
Top Speed [km/h] (Section)	64.8 (400m)
Race State	Finished



### Ipswich QLD Professional

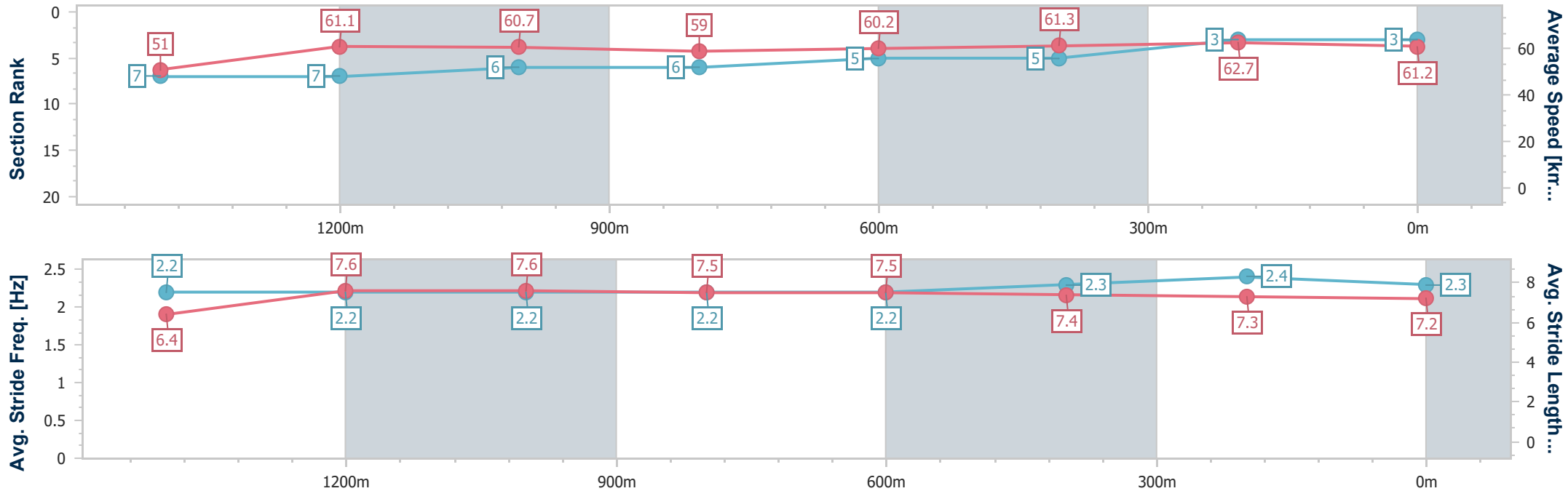
Race 7: GORDON'S GIN Class 1 Handicap - 1690m

15 January 2025 - 16:35



Track Rating: Good 4, Weather: Fine, Rail Position: +6m Entire

Section	Overall	1400m	1200m	1000m	800m	600m	400m	200m
Section Times	1:42.88 [3] (0:20.49)	1:22.39 [7] (0:11.66)	1:10.73 [7] (0:11.72)	0:59.01 [6] (0:12.15)	0:46.86 [6] (0:11.90)	0:34.96 [5] (0:11.72)	0:23.24 [5] (0:11.47)	0:11.77 [3] (0:11.77)
Average Speed [km/h]	51.0	61.1	60.7	59.0	60.2	61.3	62.7	61.2
Top Speed [km/h]	61.1	61.9	62.0	59.8	60.9	62.2	64.8	63.5
Avg. Dist. to Rail [m]	2.3	2.4	2.4	1.9	1.0	0.5	0.8	0.7
Avg. Stride Freq. [Hz]	2.2	2.2	2.2	2.2	2.2	2.3	2.4	2.3
Avg. Stride Length [m]	6.4	7.6	7.6	7.5	7.5	7.4	7.3	7.2



- [ ] Ranking at each section and finish
- .-.-.- No data available at this section
- NA No data available



Horse/Jockey Name	Blueprint
Final Rank	4
Fastest Section Time (Section)	0:11.48 (400m)
Top Speed [km/h] (Section)	64.1 (400m)
Race State	Finished



### Ipswich QLD Professional

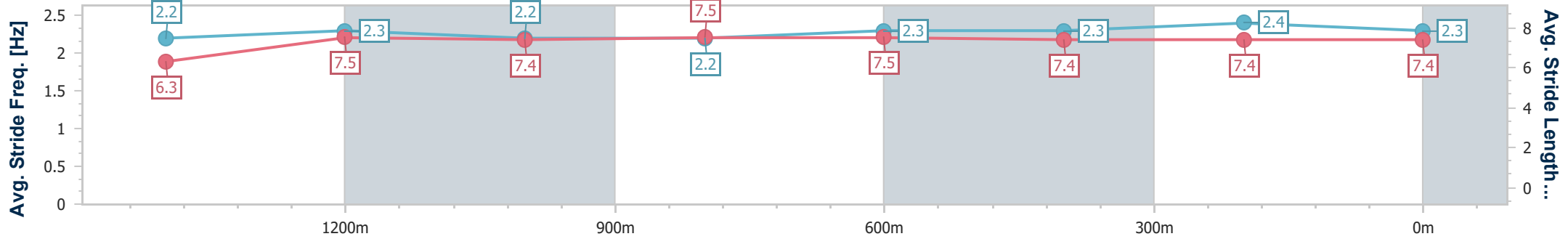
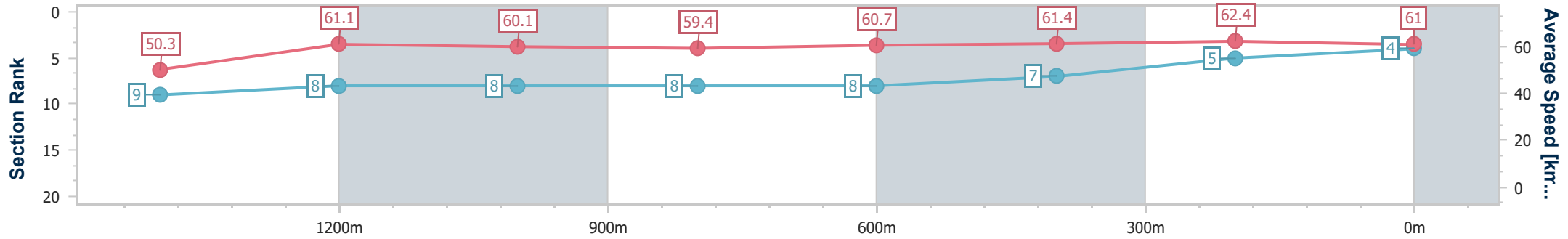
Race 7: GORDON'S GIN Class 1 Handicap - 1690m

15 January 2025 - 16:35



Track Rating: Good 4, Weather: Fine, Rail Position: +6m Entire

Section	Overall	1400m	1200m	1000m	800m	600m	400m	200m
Section Times	1:43.13 [4] (0:20.78)	1:22.35 [9] (0:11.67)	1:10.68 [8] (0:11.79)	0:58.89 [8] (0:12.06)	0:46.83 [8] (0:11.80)	0:35.03 [8] (0:11.71)	0:23.32 [7] (0:11.48)	0:11.84 [5]
Average Speed [km/h]	50.3	61.1	60.1	59.4	60.7	61.4	62.4	61.0
Top Speed [km/h]	59.9	61.9	62.6	59.9	61.4	62.3	64.1	63.0
Avg. Dist. to Rail [m]	3.4	2.7	2.8	2.2	1.6	1.0	0.6	2.6
Avg. Stride Freq. [Hz]	2.2	2.3	2.2	2.2	2.3	2.3	2.4	2.3
Avg. Stride Length [m]	6.3	7.5	7.4	7.5	7.5	7.4	7.4	7.4



- [ ] Ranking at each section and finish
- .-.- No data available at this section
- NA No data available



Horse/Jockey Name	Zinotar
Final Rank	5
Fastest Section Time (Section)	0:11.70 (1400m)
Top Speed [km/h] (Section)	62.7 (400m)
Race State	Finished



### Ipswich QLD Professional

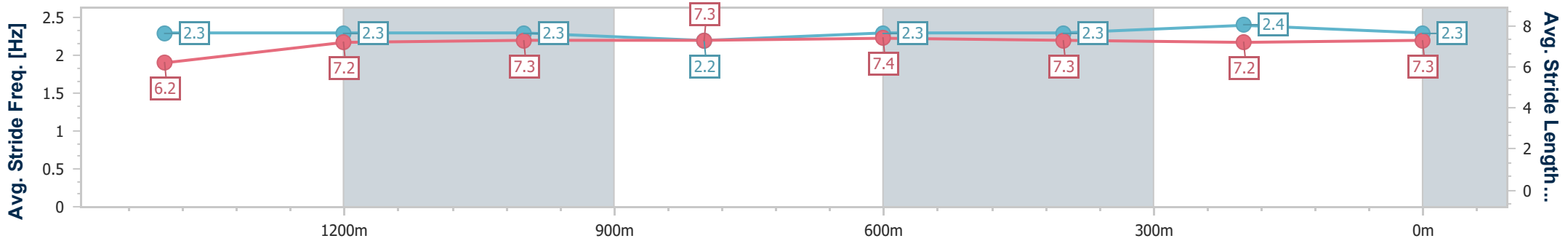
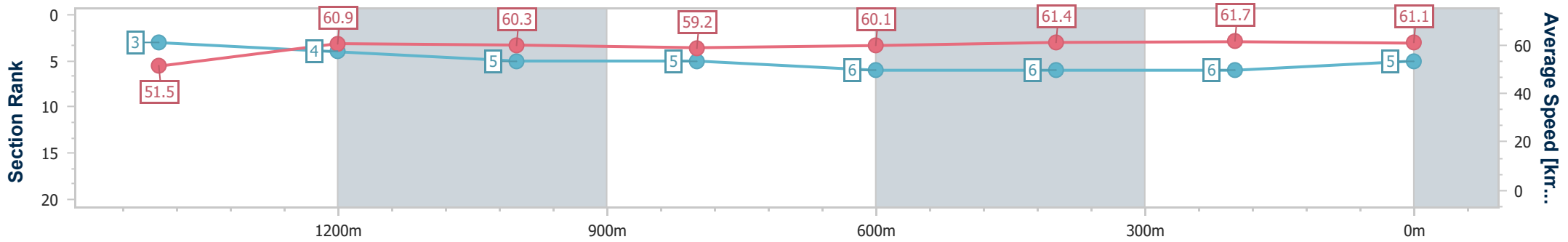
Race 7: GORDON'S GIN Class 1 Handicap - 1690m

15 January 2025 - 16:35



Track Rating: Good 4, Weather: Fine, Rail Position: +6m Entire

Section	Overall	1400m	1200m	1000m	800m	600m	400m	200m
Section Times	1:43.27 [5] (0:20.23)	1:23.04 [3] (0:11.70)	1:11.34 [4] (0:11.91)	0:59.43 [5] (0:12.16)	0:47.27 [5] (0:12.00)	0:35.27 [6] (0:11.76)	0:23.51 [6] (0:11.71)	0:11.80 [6] (0:11.80)
Average Speed [km/h]	51.5	60.9	60.3	59.2	60.1	61.4	61.7	61.1
Top Speed [km/h]	61.1	62.1	61.7	60.0	60.9	62.4	62.7	62.6
Avg. Dist. to Rail [m]	2.0	2.3	1.7	0.2	0.5	0.9	1.7	4.3
Avg. Stride Freq. [Hz]	2.3	2.3	2.3	2.2	2.3	2.3	2.4	2.3
Avg. Stride Length [m]	6.2	7.2	7.3	7.3	7.4	7.3	7.2	7.3



- [ ] Ranking at each section and finish
- .-.- No data available at this section
- NA No data available



Horse/Jockey Name	Flash Prince
Final Rank	6
Fastest Section Time (Section)	0:11.67 (1200m)
Top Speed [km/h] (Section)	63.3 (600m)
Race State	Finished



### Ipswich QLD Professional

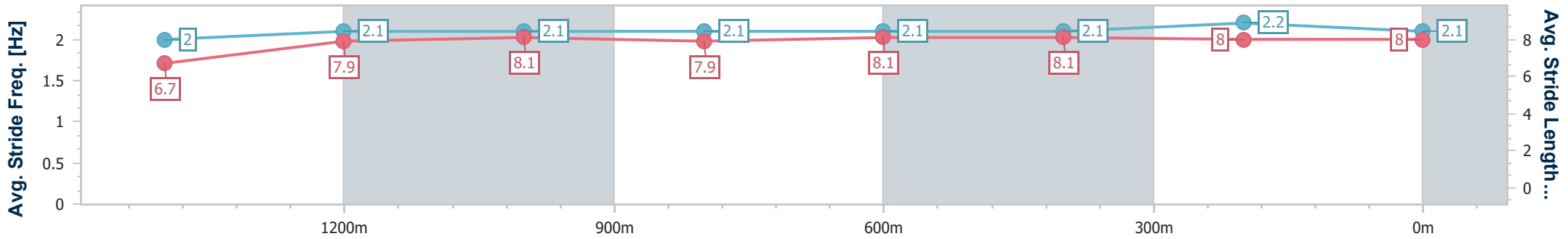
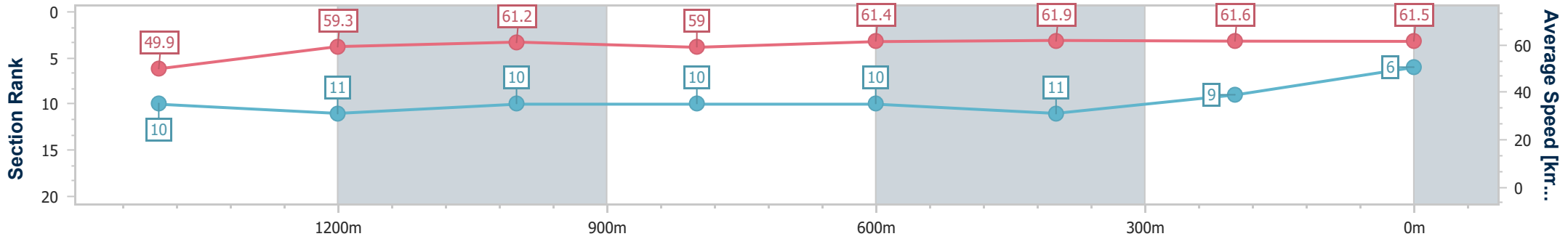
Race 7: GORDON'S GIN Class 1 Handicap - 1690m

15 January 2025 - 16:35



Track Rating: Good 4, Weather: Fine, Rail Position: +6m Entire

Section	Overall	1400m	1200m	1000m	800m	600m	400m	200m
Section Times	1:43.50 [6] (0:20.92)	1:22.58 [10] (0:11.98)	1:10.60 [11] (0:11.67)	0:58.93 [10] (0:12.11)	0:46.82 [10] (0:11.72)	0:35.10 [10] (0:11.67)	0:23.43 [11] (0:11.75)	0:11.68 [9]
Average Speed [km/h]	49.9	59.3	61.2	59.0	61.4	61.9	61.6	61.5
Top Speed [km/h]	60.0	60.7	61.9	60.4	62.2	63.3	62.7	62.7
Avg. Dist. to Rail [m]	3.0	2.7	2.4	1.6	0.7	0.7	1.4	1.0
Avg. Stride Freq. [Hz]	2.0	2.1	2.1	2.1	2.1	2.1	2.2	2.1
Avg. Stride Length [m]	6.7	7.9	8.1	7.9	8.1	8.1	8.0	8.0



- [ ] Ranking at each section and finish
- .-.- No data available at this section
- NA No data available





Horse/Jockey Name	Moonshine Run
Final Rank	7
Fastest Section Time (Section)	0:11.62 (1400m)
Top Speed [km/h] (Section)	63.2 (1400m)
Race State	Finished



### Ipswich QLD Professional

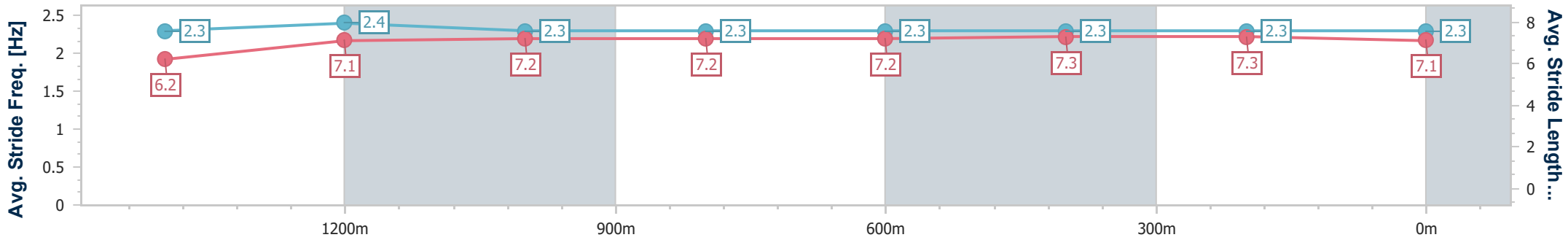
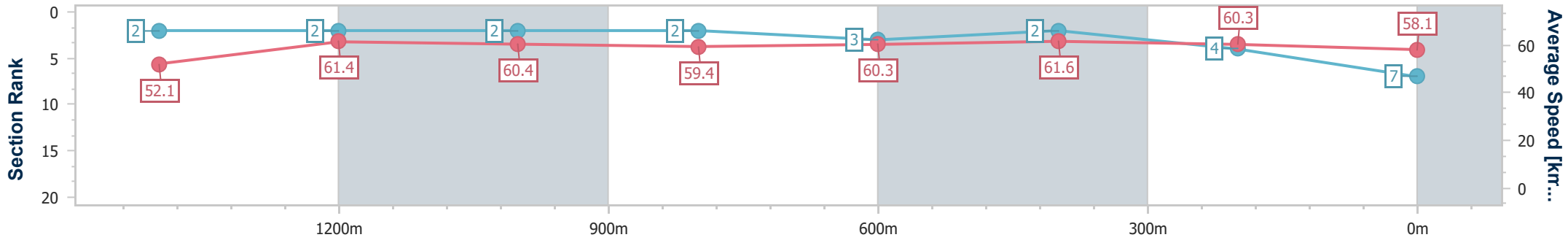
Race 7: GORDON'S GIN Class 1 Handicap - 1690m

15 January 2025 - 16:35



Track Rating: Good 4, Weather: Fine, Rail Position: +6m Entire

Section	Overall	1400m	1200m	1000m	800m	600m	400m	200m				
Section Times	1:43.65 [7] (0:20.07)	1:23.58 [2] (0:11.62)	1:11.96 [2] (0:11.83)	1:00.13 [2] (0:12.13)	0:48.00 [2] (0:11.92)	0:36.08 [3] (0:11.75)	0:24.33 [2] (0:11.95)	0:12.38 [4]				
Average Speed [km/h]	52.1	61.4	60.4	59.4	60.3	61.6	60.3	58.1				
Top Speed [km/h]	61.9	63.2	61.6	60.0	61.4	62.9	61.6	60.6				
Avg. Dist. to Rail [m]	1.9	1.8	2.4	0.6	0.5	0.8	1.2	2.6				
Avg. Stride Freq. [Hz]	2.3	2.4	2.3	2.3	2.3	2.3	2.3	2.3				
Avg. Stride Length [m]	6.2	7.1	7.2	7.2	7.2	7.3	7.3	7.1				



- [ ] Ranking at each section and finish
- .-.- No data available at this section
- NA No data available



Horse/Jockey Name	Fourandahalf
Final Rank	8
Fastest Section Time (Section)	0:11.70 (1400m)
Top Speed [km/h] (Section)	62.3 (1400m)
Race State	Finished



### Ipswich QLD Professional

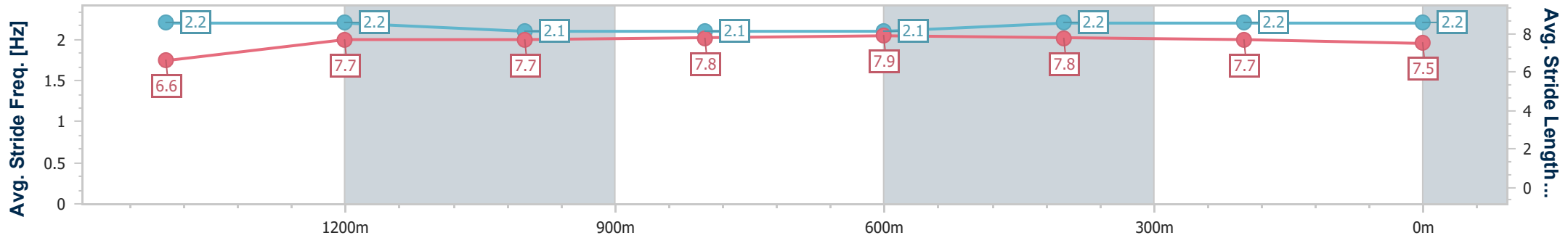
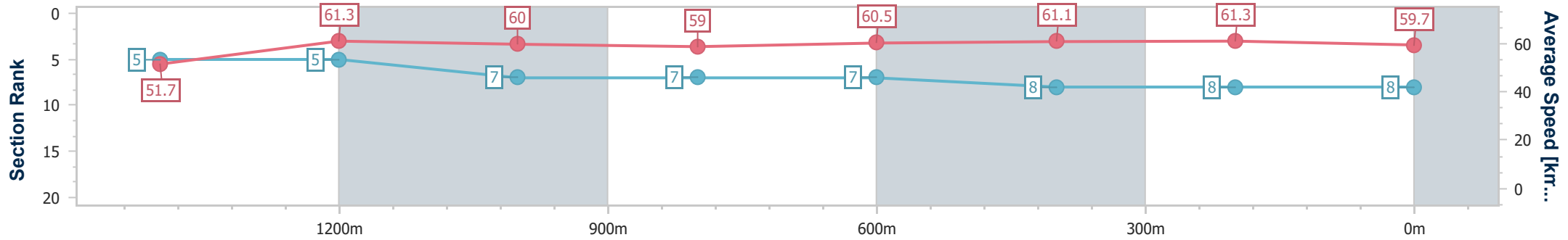
Race 7: GORDON'S GIN Class 1 Handicap - 1690m

15 January 2025 - 16:35



Track Rating: Good 4, Weather: Fine, Rail Position: +6m Entire

Section	Overall	1400m	1200m	1000m	800m	600m	400m	200m
Section Times	1:43.74 [8] (0:20.24)	1:23.50 [5] (0:11.70)	1:11.80 [5] (0:12.00)	0:59.80 [7] (0:12.20)	0:47.60 [7] (0:11.93)	0:35.67 [7] (0:11.81)	0:23.86 [8] (0:11.83)	0:12.03 [8] (0:12.03)
Average Speed [km/h]	51.7	61.3	60.0	59.0	60.5	61.1	61.3	59.7
Top Speed [km/h]	61.6	62.3	61.4	60.7	61.0	61.8	61.5	61.5
Avg. Dist. to Rail [m]	2.8	0.4	0.2	0.4	0.2	0.5	2.3	4.1
Avg. Stride Freq. [Hz]	2.2	2.2	2.1	2.1	2.1	2.2	2.2	2.2
Avg. Stride Length [m]	6.6	7.7	7.7	7.8	7.9	7.8	7.7	7.5



- [ ] Ranking at each section and finish
- .-.- No data available at this section
- NA No data available



Horse/Jockey Name	Jungle Prince
Final Rank	9
Fastest Section Time (Section)	0:11.73 (600m)
Top Speed [km/h] (Section)	62.9 (600m)
Race State	Finished



### Ipswich QLD Professional

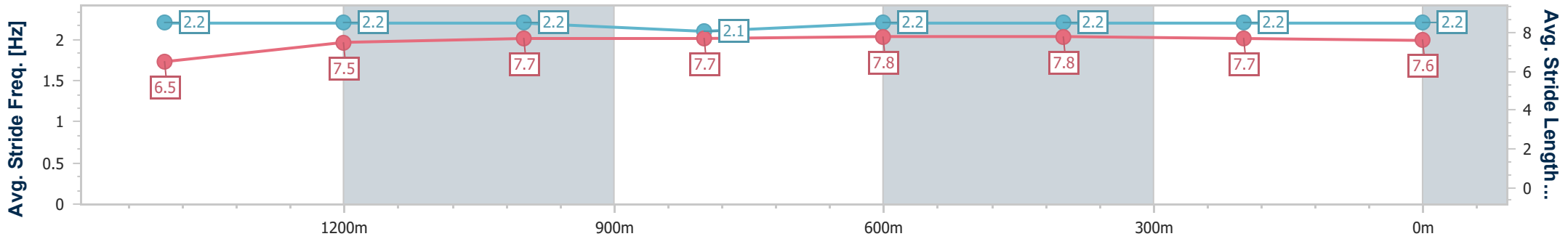
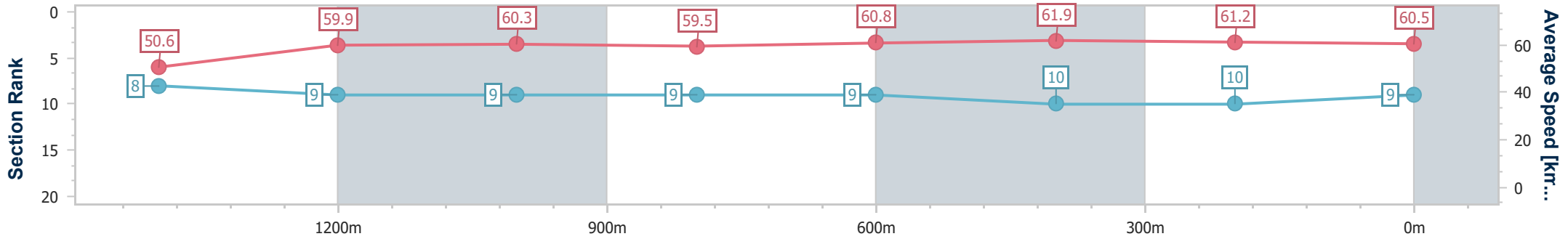
Race 7: GORDON'S GIN Class 1 Handicap - 1690m

15 January 2025 - 16:35



Track Rating: Good 4, Weather: Fine, Rail Position: +6m Entire

Section	Overall	1400m	1200m	1000m	800m	600m	400m	200m					
Section Times	1:43.83 [9] (0:20.66)	1:23.17 [8] (0:11.94)	1:11.23 [9] (0:11.78)	0:59.45 [9] (0:12.10)	0:47.35 [9] (0:11.85)	0:35.50 [9] (0:11.73)	0:23.77 [10] (0:11.84)	0:11.93 [10] (0:11.93)					
Average Speed [km/h]	50.6	59.9	60.3	59.5	60.8	61.9	61.2	60.5					
Top Speed [km/h]	61.0	60.7	61.3	60.4	61.6	62.9	61.8	61.4					
Avg. Dist. to Rail [m]	5.8	1.6	2.4	1.5	0.4	1.8	3.7	7.7					
Avg. Stride Freq. [Hz]	2.2	2.2	2.2	2.1	2.2	2.2	2.2	2.2					
Avg. Stride Length [m]	6.5	7.5	7.7	7.7	7.8	7.8	7.7	7.6					



- [ ] Ranking at each section and finish
- .-.- No data available at this section
- NA No data available



Horse/Jockey Name	Danny's Boy
Final Rank	10
Fastest Section Time (Section)	0:11.46 (1400m)
Top Speed [km/h] (Section)	63.9 (1400m)
Race State	Finished



### Ipswich QLD Professional

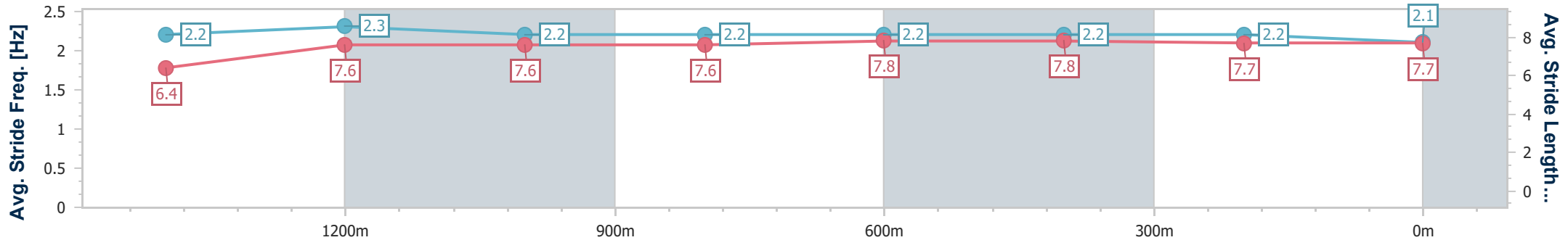
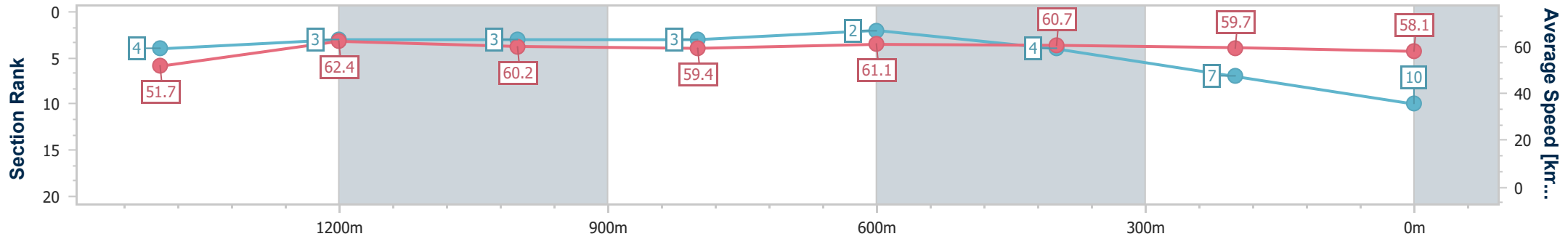
Race 7: GORDON'S GIN Class 1 Handicap - 1690m

15 January 2025 - 16:35



Track Rating: Good 4, Weather: Fine, Rail Position: +6m Entire

Section	Overall	1400m	1200m	1000m	800m	600m	400m	200m
Section Times	1:43.96 [10] (0:20.24)	1:23.72 [4] (0:11.46)	1:12.26 [3] (0:11.89)	1:00.37 [3] (0:12.11)	0:48.26 [3] (0:11.84)	0:36.42 [2] (0:11.90)	0:24.52 [4] (0:12.15)	0:12.37 [7] (0:12.37)
Average Speed [km/h]	51.7	62.4	60.2	59.4	61.1	60.7	59.7	58.1
Top Speed [km/h]	62.6	63.9	61.6	60.1	61.9	61.9	60.1	59.9
Avg. Dist. to Rail [m]	4.8	1.5	1.0	0.3	0.7	1.0	2.1	3.1
Avg. Stride Freq. [Hz]	2.2	2.3	2.2	2.2	2.2	2.2	2.2	2.1
Avg. Stride Length [m]	6.4	7.6	7.6	7.6	7.8	7.8	7.7	7.7



- [ ] Ranking at each section and finish
- .-.- No data available at this section
- NA No data available



Horse/Jockey Name	Make Haste
Final Rank	11
Fastest Section Time (Section)	0:11.42 (800m)
Top Speed [km/h] (Section)	64.1 (800m)
Race State	Finished



### Ipswich QLD Professional

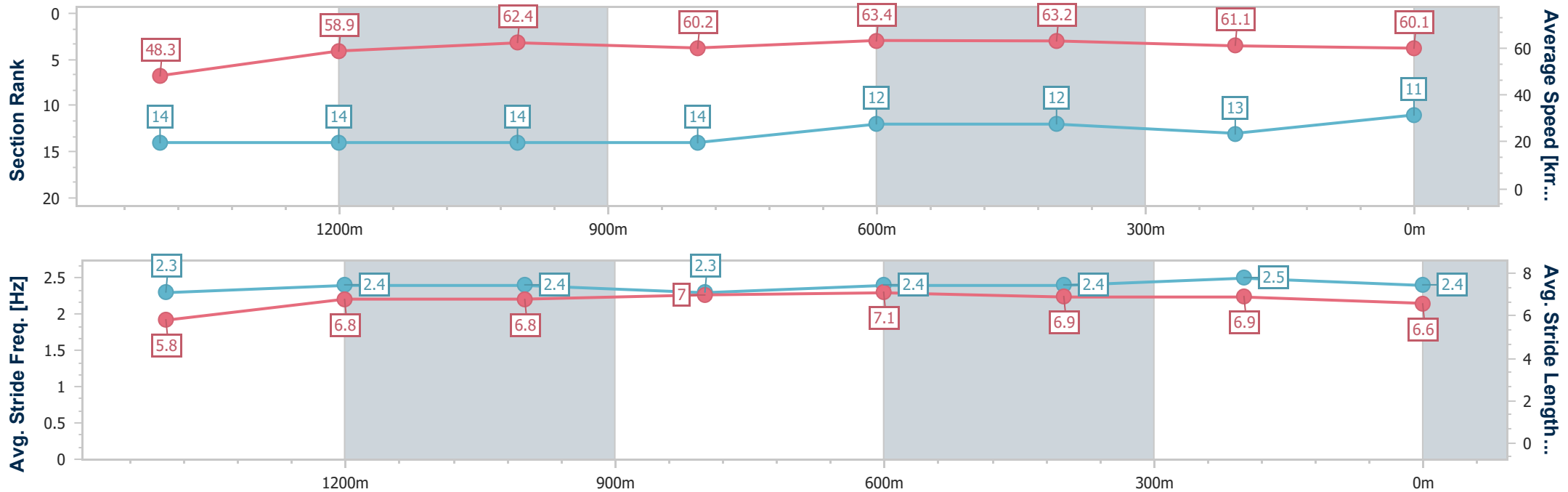
Race 7: GORDON'S GIN Class 1 Handicap - 1690m

15 January 2025 - 16:35



Track Rating: Good 4, Weather: Fine, Rail Position: +6m Entire

Section	Overall	1400m	1200m	1000m	800m	600m	400m	200m
Section Times	1:44.09 [11] (0:21.62)	1:22.47 [14] (0:12.10)	1:10.37 [14] (0:11.46)	0:58.91 [14] (0:11.91)	0:47.00 [14] (0:11.42)	0:35.58 [12] (0:11.60)	0:23.98 [12] (0:12.01)	0:11.97 [13] (0:11.97)
Average Speed [km/h]	48.3	58.9	62.4	60.2	63.4	63.2	61.1	60.1
Top Speed [km/h]	57.3	60.1	63.1	62.0	64.1	64.1	63.4	61.1
Avg. Dist. to Rail [m]	1.0	2.2	2.3	0.9	1.4	4.6	6.2	9.8
Avg. Stride Freq. [Hz]	2.3	2.4	2.4	2.3	2.4	2.4	2.5	2.4
Avg. Stride Length [m]	5.8	6.8	6.8	7.0	7.1	6.9	6.9	6.6



- [ ] Ranking at each section and finish
- .-.- No data available at this section
- NA No data available



Horse/Jockey Name	Fort Denison
Final Rank	12
Fastest Section Time (Section)	0:11.57 (1200m)
Top Speed [km/h] (Section)	63.8 (600m)
Race State	Finished



### Ipswich QLD Professional

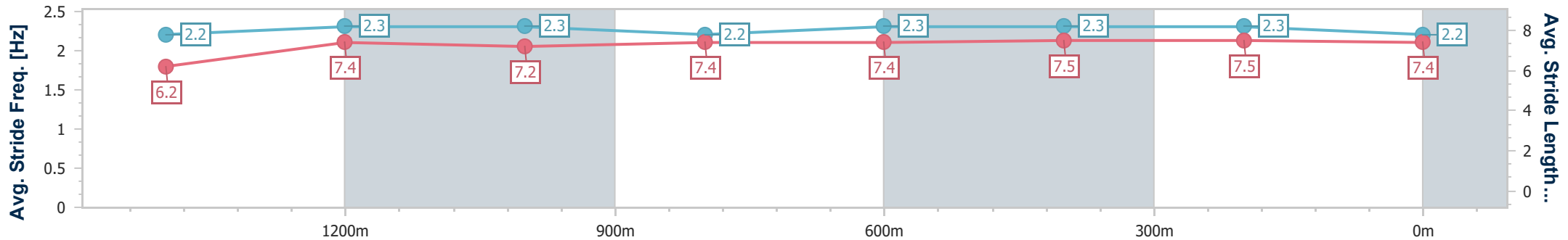
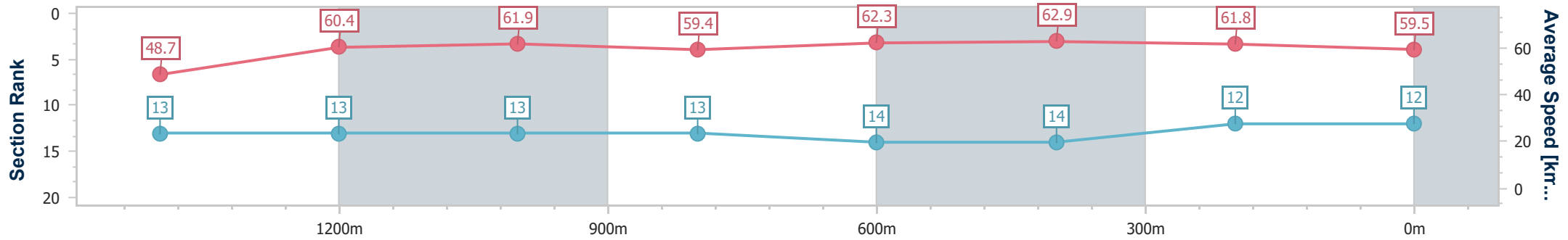
Race 7: GORDON'S GIN Class 1 Handicap - 1690m

15 January 2025 - 16:35



Track Rating: Good 4, Weather: Fine, Rail Position: +6m Entire

Section	Overall	1400m	1200m	1000m	800m	600m	400m	200m
Section Times	1:44.11 [12] (0:21.48)	1:22.63 [13] (0:11.87)	1:10.76 [13] (0:11.57)	0:59.19 [13] (0:12.08)	0:47.11 [13] (0:11.62)	0:35.49 [14] (0:11.60)	0:23.89 [14] (0:11.81)	0:12.08 [12] (0:12.08)
Average Speed [km/h]	48.7	60.4	61.9	59.4	62.3	62.9	61.8	59.5
Top Speed [km/h]	60.0	60.7	62.7	60.8	63.0	63.8	62.3	61.6
Avg. Dist. to Rail [m]	5.9	1.4	1.3	0.5	0.6	2.7	4.2	7.1
Avg. Stride Freq. [Hz]	2.2	2.3	2.3	2.2	2.3	2.3	2.3	2.2
Avg. Stride Length [m]	6.2	7.4	7.2	7.4	7.4	7.5	7.5	7.4



- [ ] Ranking at each section and finish
- .-.- No data available at this section
- NA No data available



Horse/Jockey Name	Adelaide's Lace
Final Rank	13
Fastest Section Time (Section)	0:11.57 (1200m)
Top Speed [km/h] (Section)	63.6 (800m)
Race State	Finished



### Ipswich QLD Professional

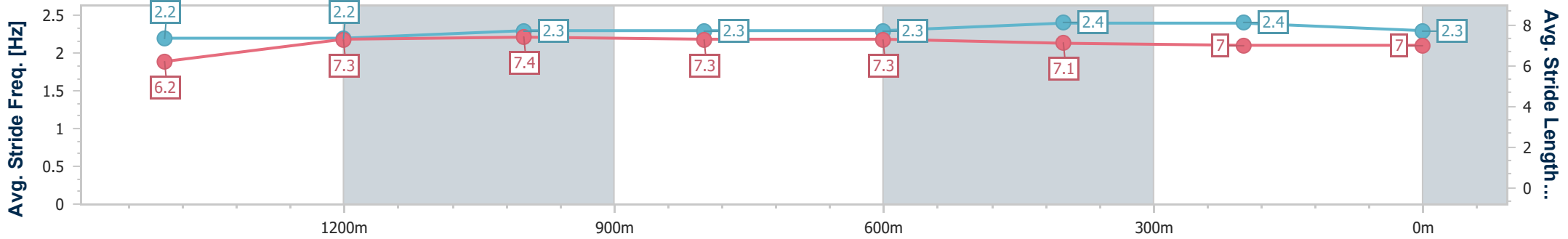
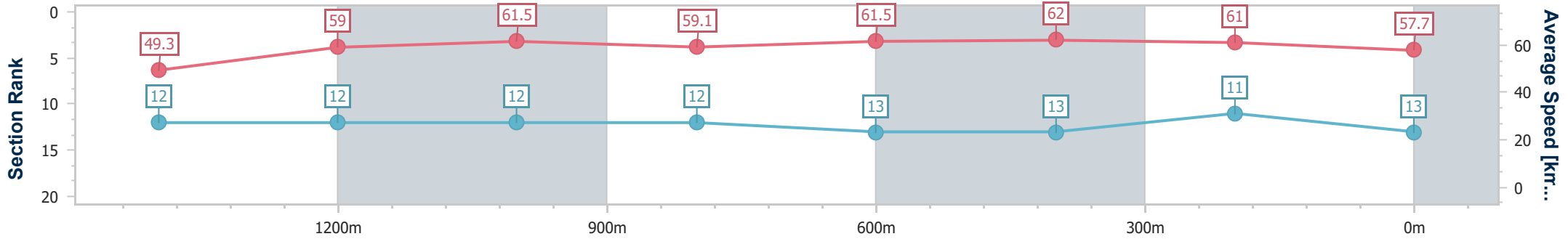
Race 7: GORDON'S GIN Class 1 Handicap - 1690m

15 January 2025 - 16:35



Track Rating: Good 4, Weather: Fine, Rail Position: +6m Entire

Section	Overall	1400m	1200m	1000m	800m	600m	400m	200m
Section Times	1:44.48 [13] (0:21.19)	1:23.29 [12] (0:12.06)	1:11.23 [12] (0:11.57)	0:59.66 [12] (0:12.13)	0:47.53 [12] (0:11.62)	0:35.91 [13] (0:11.62)	0:24.29 [13] (0:11.82)	0:12.47 [11] (0:12.47)
Average Speed [km/h]	49.3	59.0	61.5	59.1	61.5	62.0	61.0	57.7
Top Speed [km/h]	59.4	60.0	62.9	60.1	63.6	62.9	62.1	59.5
Avg. Dist. to Rail [m]	4.6	3.0	2.9	1.8	1.0	0.5	0.4	0.8
Avg. Stride Freq. [Hz]	2.2	2.2	2.3	2.3	2.3	2.4	2.4	2.3
Avg. Stride Length [m]	6.2	7.3	7.4	7.3	7.3	7.1	7.0	7.0



- [ ] Ranking at each section and finish
- .-.- No data available at this section
- NA No data available



Horse/Jockey Name	Sunbeam Legend
Final Rank	14
Fastest Section Time (Section)	0:11.48 (600m)
Top Speed [km/h] (Section)	64.4 (600m)
Race State	Finished



### Ipswich QLD Professional

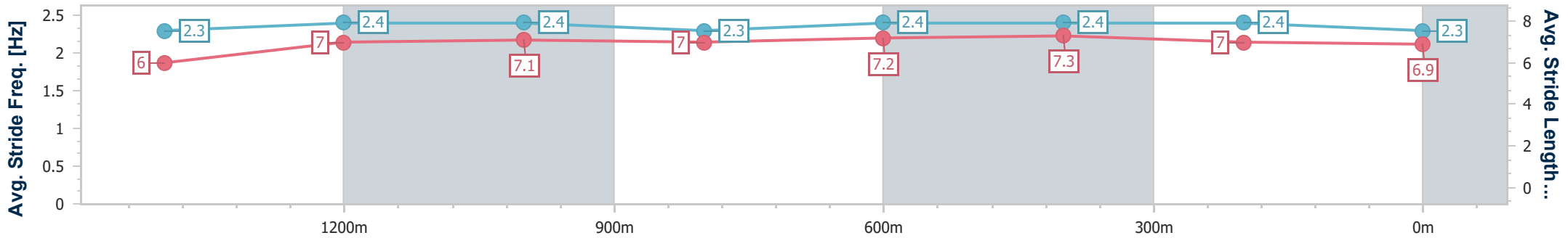
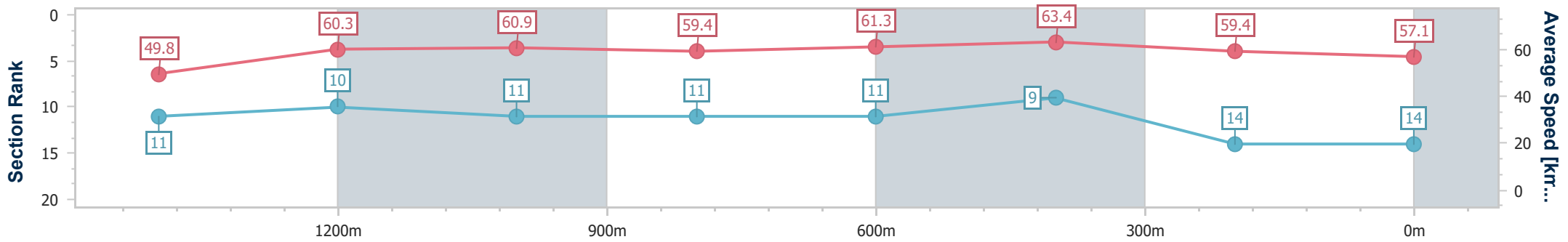
Race 7: GORDON'S GIN Class 1 Handicap - 1690m

15 January 2025 - 16:35



Track Rating: Good 4, Weather: Fine, Rail Position: +6m Entire

Section	Overall	1400m	1200m	1000m	800m	600m	400m	200m
Section Times	1:44.88 [14] (0:20.98)	1:23.90 [11] (0:11.87)	1:12.03 [10] (0:11.75)	1:00.28 [11] (0:12.13)	0:48.15 [11] (0:11.76)	0:36.39 [11] (0:11.48)	0:24.91 [9] (0:12.30)	0:12.61 [14] (0:12.61)
Average Speed [km/h]	49.8	60.3	60.9	59.4	61.3	63.4	59.4	57.1
Top Speed [km/h]	59.8	61.3	62.9	60.8	63.1	64.4	61.7	59.2
Avg. Dist. to Rail [m]	3.9	1.7	1.1	0.3	1.0	2.6	4.6	6.0
Avg. Stride Freq. [Hz]	2.3	2.4	2.4	2.3	2.4	2.4	2.4	2.3
Avg. Stride Length [m]	6.0	7.0	7.1	7.0	7.2	7.3	7.0	6.9



- [ ] Ranking at each section and finish
- .-.- No data available at this section
- NA No data available



# Ipswich QLD Professional

## Race 8: BARRIER REEF POOLS Class 3 Handicap - 1350m

15 January 2025 - 17:13

Track Rating: Good 4, Weather: Fine, Rail Position: +6m Entire

Section												Last 600m	
Field Times		Overall	1200m	1000m	800m	600m	400m						0:35.21
		(0:11.37)	(0:10.65)	(0:10.87)	(0:11.32)	(0:11.63)	(0:11.65)						
Rank	TAB	Horse/Jockey	Barrier	Top Speed [km/h]	Fastest Section								Distance Travelled [m]
1	2	<b>CAN'T GETWHATIWANT</b> Justin Huxtable	12	68.7 1200m	0:10.68 1200m	1:19.42 [1] (0:11.44)	1:07.98 [3] (0:10.68)	0:57.30 [5] (0:10.96)	0:46.34 [4] (0:11.43)	0:34.91 [3] (0:11.48)	0:23.43 [2] (0:11.50)	0:34.91	
2	3	<b>SUPER QUICK</b> Justin Stanley	13	67.4 1200m	0:10.88 1200m	1:19.59 [2] (0:11.40)	1:08.19 [2] (0:10.88)	0:57.31 [6] (0:11.08)	0:46.23 [6] (0:11.29)	0:34.94 [6] (0:11.44)	0:23.50 [4] (0:11.61)	0:34.94	+4
3	5	<b>DON'T DISS AROUND</b> Emily Lang	9	66.0 1000m	0:11.07 1000m	1:19.69 [3] (0:11.96)	1:07.73 [12] (0:11.27)	0:56.46 [13] (0:11.07)	0:45.39 [13] (0:11.23)	0:34.16 [13] (0:11.26)	0:22.90 [10] (0:11.20)	0:34.16	+4
4	6	<b>UNDER THE PALAIS</b> Tahlia Fenlon	4	69.0 1200m	0:10.64 1200m	1:19.74 [4] (0:11.48)	1:08.26 [5] (0:10.64)	0:57.62 [4] (0:11.00)	0:46.62 [5] (0:11.42)	0:35.20 [4] (0:11.48)	0:23.72 [3] (0:11.71)	0:35.20	-2
5	10	<b>ARAMINTA</b> Siobhan Rutledge	11	68.2 1200m	0:10.74 1200m	1:19.77 [5] (0:11.57)	1:08.20 [7] (0:10.74)	0:57.46 [7] (0:11.08)	0:46.38 [7] (0:11.50)	0:34.88 [7] (0:11.35)	0:23.53 [6] (0:11.56)	0:34.88	+2
5	4	<b>WEST CORK</b> Michael Rodd	10	69.1 1200m	0:10.54 1200m	1:19.77 [5] (0:11.53)	1:08.24 [6] (0:10.54)	0:57.70 [2] (0:10.83)	0:46.87 [2] (0:11.31)	0:35.56 [1] (0:11.63)	0:23.93 [1] (0:11.88)	0:35.56	-2
7	11	<b>ISLE ORNSAY</b> Angela Jones	3	68.5 1200m	0:10.74 1200m	1:19.97 [7] (0:11.37)	1:08.60 [1] (0:10.74)	0:57.86 [3] (0:10.96)	0:46.90 [3] (0:11.49)	0:35.41 [5] (0:11.82)	0:23.59 [7] (0:11.69)	0:35.41	-1
8	14	<b>NAUGHTY WORDS</b> Robbie Dolan	1	67.6 1200m	0:10.89 1200m	1:20.13 [8] (0:11.65)	1:08.48 [8] (0:10.89)	0:57.59 [8] (0:10.95)	0:46.64 [8] (0:11.48)	0:35.16 [8] (0:11.58)	0:23.58 [8] (0:11.62)	0:35.16	-1
9	17	<b>CHANCE WITH WOLVES</b> Madeleine Wishart	8	68.5 1000m	0:10.79 1000m	1:20.58 [9] (0:11.72)	1:08.86 [10] (0:11.13)	0:57.73 [10] (0:10.79)	0:46.94 [9] (0:11.54)	0:35.40 [9] (0:11.53)	0:23.87 [9] (0:11.81)	0:35.40	+3
10	13	<b>HUSSY EMPRESS</b> Georgina Cartwright	7	66.6 1200m	0:11.02 1000m	1:21.02 [10] (0:11.93)	1:09.09 [11] (0:11.09)	0:58.00 [12] (0:11.02)	0:46.98 [12] (0:11.48)	0:35.50 [12] (0:11.79)	0:23.71 [13] (0:11.74)	0:35.50	-1

Scratched: Touch Of Gracie (#9), Lavoni (#12), Ocean Alps (#7), Oceans Of Energy (#1), Sujeed (#8)



**Ipswich QLD Professional**  
**Race 8: BARRIER REEF POOLS Class 3 Handicap - 1350m**  
 15 January 2025 - 17:13



Track Rating: Good 4, Weather: Fine, Rail Position: +6m Entire

Section		Overall	1200m	1000m	800m	600m	400m	Last 600m				
Field Times		1:19.42 (0:11.37)	1:08.05 (0:10.65)	0:57.40 (0:10.87)	0:46.53 (0:11.32)	0:35.21 (0:11.63)	0:23.58 (0:11.65)	0:35.21				
Rank	TAB Horse/Jockey	Barrier	Top Speed [km/h]	Fastest Section	Distance Travelled [m]							
11	15 SHAPIN POWER Anthony Allen	6	68.0 1200m	0:10.57 1200m	1:21.18 [11] (0:11.45)	1:09.73 [4] (0:10.57)	0:59.16 [1] (0:10.87)	0:48.29 [1] (0:11.46)	0:36.83 [2] (0:11.81)	0:25.02 [5] (0:12.32)	0:36.83	-3
12	16 NO MORE RED Jade Hampson	2	66.2 1000m	0:11.07 1000m	1:21.64 [12] (0:11.69)	1:09.95 [9] (0:11.11)	0:58.84 [9] (0:11.07)	0:47.77 [10] (0:11.56)	0:36.21 [11] (0:11.75)	0:24.46 [12] (0:12.02)	0:36.21	+2
13	18 DOWN THE BARREL Taylor Marshall	5	66.8 1000m	0:10.94 1200m	1:21.73 [13] (0:12.00)	1:09.73 [13] (0:10.94)	0:58.79 [11] (0:10.96)	0:47.83 [11] (0:11.41)	0:36.42 [10] (0:11.62)	0:24.80 [11] (0:12.05)	0:36.42	-1

Scratched: Touch Of Gracie (#9), Lavoni (#12), Ocean Alps (#7), Oceans Of Energy (#1), Sujeed (#8)

[ ] Ranking at each section and finish  
 -:-:- No data available at this section  
 NA No data available

SCN Saddle cloth number  
 DNF Did not finish  
 DNT Did not track



**Ipswich QLD Professional**  
**Race 8: BARRIER REEF POOLS Class 3 Handicap - 1350m**  
 15 January 2025 - 17:13



Track Rating: Good 4, Weather: Fine, Rail Position: +6m Entire

Section				200m				Last 600m	
Field Times				0:11.93 (0:11.93)				0:35.21	
Rank	TAB	Horse/Jockey	Barrier	Top Speed [km/h]	Fastest Section	Margin			Distance Travelled [m]
1	2	<b>CAN'T GETWHATIWANT</b> Justin Huxtable	12	68.7 1200m	0:10.68 1200m	0:11.93 [1] (0:11.93)	1:19.42		0:34.91
2	3	<b>SUPER QUICK</b> Justin Stanley	13	67.4 1200m	0:10.88 1200m	0:11.89 [2] (0:11.89)	0.97L		0:34.94 +4
3	5	<b>DON'T DISS AROUND</b> Emily Lang	9	66.0 1000m	0:11.07 1000m	0:11.70 [6] (0:11.70)	1.61L		0:34.16 +4
4	6	<b>UNDER THE PALAIS</b> Tahlia Fenlon	4	69.0 1200m	0:10.64 1200m	0:12.01 [4] (0:12.01)	1.87L		0:35.20 -2
5	10	<b>ARAMINTA</b> Siobhan Rutledge	11	68.2 1200m	0:10.74 1200m	0:11.97 [5] (0:11.97)	2.05L		0:34.88 +2
5	4	<b>WEST CORK</b> Michael Rodd	10	69.1 1200m	0:10.54 1200m	0:12.05 [3] (0:12.05)	2.05L		0:35.56 -2
7	11	<b>ISLE ORNSAY</b> Angela Jones	3	68.5 1200m	0:10.74 1200m	0:11.90 [7] (0:11.90)	3.25L		0:35.41 -1
8	14	<b>NAUGHTY WORDS</b> Robbie Dolan	1	67.6 1200m	0:10.89 1200m	0:11.96 [8] (0:11.96)	4.19L		0:35.16 -1
9	17	<b>CHANCE WITH WOLVES</b> Madeleine Wishart	8	68.5 1000m	0:10.79 1000m	0:12.06 [10] (0:12.06)	6.81L		0:35.40 +3
10	13	<b>HUSSY EMPRESS</b> Georgina Cartwright	7	66.6 1200m	0:11.02 1000m	0:11.97 [12] (0:11.97)	9.39L		0:35.50 -1

Scratched: Touch Of Gracie (#9), Lavoni (#12), Ocean Alps (#7), Oceans Of Energy (#1), Sujeed (#8)

[ ] Ranking at each section and finish  
 -:-:- No data available at this section  
 NA No data available

SCN Saddle cloth number  
 DNF Did not finish  
 DNT Did not track



**Ipswich QLD Professional**  
**Race 8: BARRIER REEF POOLS Class 3 Handicap - 1350m**  
 15 January 2025 - 17:13



Track Rating: Good 4, Weather: Fine, Rail Position: +6m Entire

Section				200m				Last 600m	
Field Times				0:11.93 (0:11.93)				0:35.21	
Rank	TAB	Horse/Jockey	Barrier	Top Speed [km/h]	Fastest Section	Margin			Distance Travelled [m]
11	15	<b>SHAPIN POWER</b> Anthony Allen	6	68.0 1200m	0:10.57 1200m (0:12.70)	0:12.70 [9]	10.33L		0:36.83 -3
12	16	<b>NO MORE RED</b> Jade Hampson	2	66.2 1000m	0:11.07 1000m (0:12.44)	0:12.44 [13]	13.08L		0:36.21 +2
13	18	<b>DOWN THE BARREL</b> Taylor Marshall	5	66.8 1000m	0:10.94 1200m (0:12.75)	0:12.75 [11]	13.61L		0:36.42 -1

Scratched: Touch Of Gracie (#9), Lavoni (#12), Ocean Alps (#7), Oceans Of Energy (#1), Sujeed (#8)

[ ] Ranking at each section and finish  
 -:-:- No data available at this section  
 NA No data available

SCN Saddle cloth number  
 DNF Did not finish  
 DNT Did not track



Horse/Jockey Name	Can't Getwhatiwant
Final Rank	1
Fastest Section Time (Section)	0:10.68 (1200m)
Top Speed [km/h] (Section)	68.7 (1200m)
Race State	Finished



### Ipswich QLD Professional

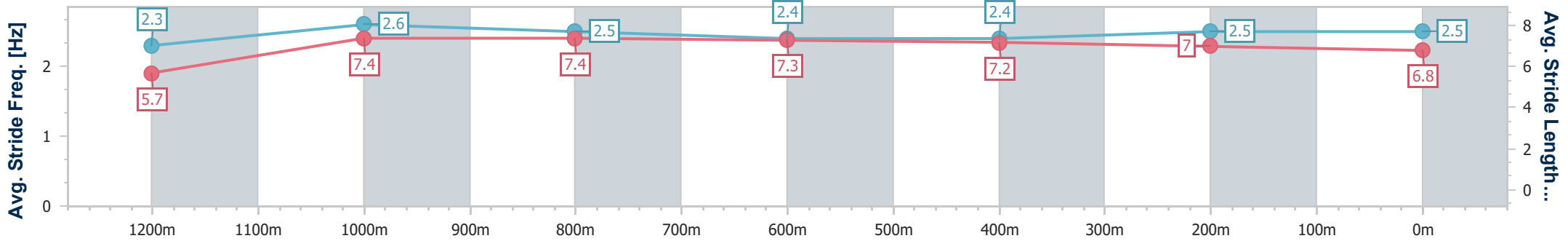
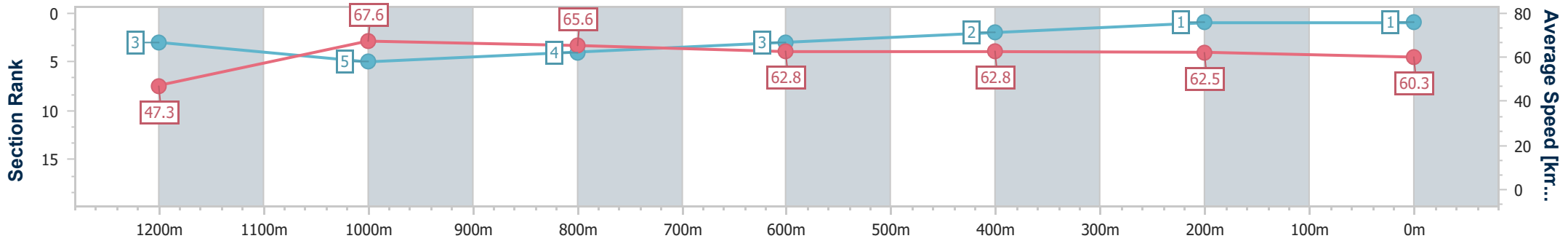
Race 8: BARRIER REEF POOLS Class 3 Handicap - 1350m

15 January 2025 - 17:13



Track Rating: Good 4, Weather: Fine, Rail Position: +6m Entire

Section	Overall	1200m	1000m	800m	600m	400m	200m
Section Times	1:19.42 [1] (0:11.44)	1:07.98 [3] (0:10.68)	0:57.30 [5] (0:10.96)	0:46.34 [4] (0:11.43)	0:34.91 [3] (0:11.48)	0:23.43 [2] (0:11.50)	0:11.93 [1] (0:11.93)
Average Speed [km/h]	47.3	67.6	65.6	62.8	62.8	62.5	60.3
Top Speed [km/h]	65.0	68.7	67.9	64.1	63.5	63.4	63.1
Avg. Dist. to Rail [m]	4.8	1.1	0.6	0.3	0.4	0.4	0.5
Avg. Stride Freq. [Hz]	2.3	2.6	2.5	2.4	2.4	2.5	2.5
Avg. Stride Length [m]	5.7	7.4	7.4	7.3	7.2	7.0	6.8



- [ ] Ranking at each section and finish
- .-.- No data available at this section
- NA No data available



Horse/Jockey Name	Super Quick
Final Rank	2
Fastest Section Time (Section)	0:10.88 (1200m)
Top Speed [km/h] (Section)	67.4 (1200m)
Race State	Finished



Ipswich QLD Professional

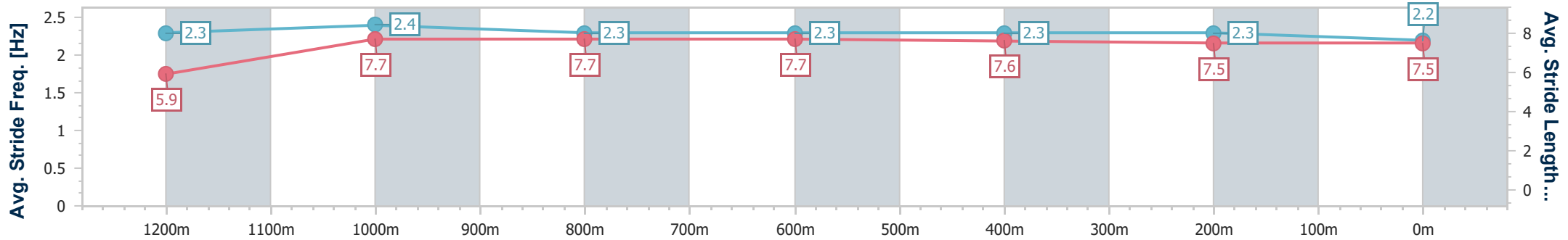
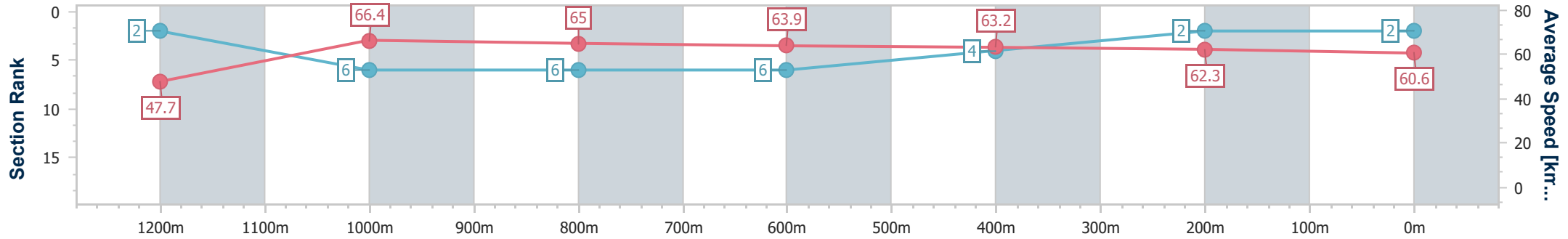
Race 8: BARRIER REEF POOLS Class 3 Handicap - 1350m

15 January 2025 - 17:13

Track Rating: Good 4, Weather: Fine, Rail Position: +6m Entire



Section	Overall	1200m	1000m	800m	600m	400m	200m
Section Times	1:19.59 [2] (0:11.40)	1:08.19 [2] (0:10.88)	0:57.31 [6] (0:11.08)	0:46.23 [6] (0:11.29)	0:34.94 [6] (0:11.44)	0:23.50 [4] (0:11.61)	0:11.89 [2] (0:11.89)
Average Speed [km/h]	47.7	66.4	65.0	63.9	63.2	62.3	60.6
Top Speed [km/h]	64.3	67.4	66.1	65.1	64.3	62.9	62.4
Avg. Dist. to Rail [m]	7.0	3.6	0.3	0.8	1.4	1.6	2.5
Avg. Stride Freq. [Hz]	2.3	2.4	2.3	2.3	2.3	2.3	2.2
Avg. Stride Length [m]	5.9	7.7	7.7	7.7	7.6	7.5	7.5



- [ ] Ranking at each section and finish
- .-.- No data available at this section
- NA No data available



Horse/Jockey Name	Don't Diss Around
Final Rank	3
Fastest Section Time (Section)	0:11.07 (1000m)
Top Speed [km/h] (Section)	66.0 (1000m)
Race State	Finished



Ipswich QLD Professional

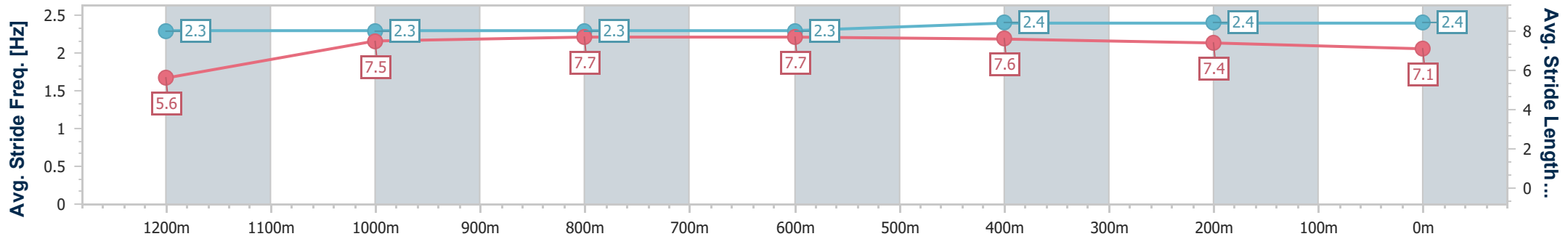
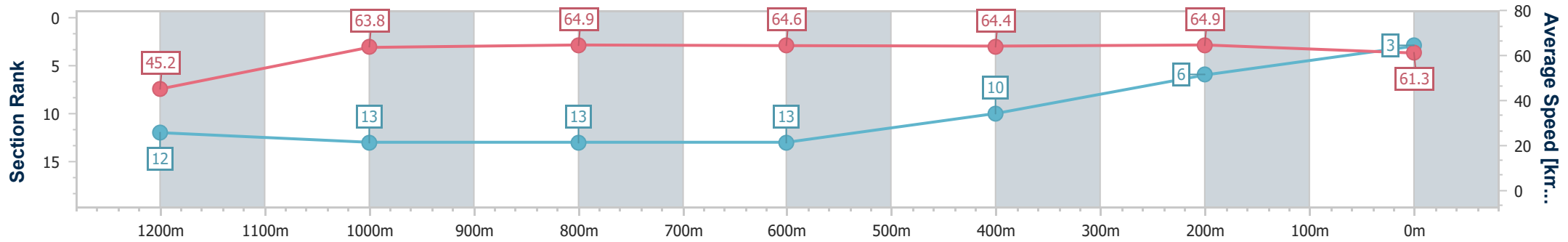
Race 8: BARRIER REEF POOLS Class 3 Handicap - 1350m

15 January 2025 - 17:13

Track Rating: Good 4, Weather: Fine, Rail Position: +6m Entire



Section	Overall	1200m	1000m	800m	600m	400m	200m
Section Times	1:19.69 [3] (0:11.96)	1:07.73 [12] (0:11.27)	0:56.46 [13] (0:11.07)	0:45.39 [13] (0:11.23)	0:34.16 [13] (0:11.26)	0:22.90 [10] (0:11.20)	0:11.70 [6] (0:11.70)
Average Speed [km/h]	45.2	63.8	64.9	64.6	64.4	64.9	61.3
Top Speed [km/h]	63.1	64.1	66.0	65.5	65.7	65.5	63.7
Avg. Dist. to Rail [m]	3.1	0.8	0.5	1.4	1.6	3.0	4.5
Avg. Stride Freq. [Hz]	2.3	2.3	2.3	2.3	2.4	2.4	2.4
Avg. Stride Length [m]	5.6	7.5	7.7	7.7	7.6	7.4	7.1



- [ ] Ranking at each section and finish
- .-.- No data available at this section
- NA No data available



Horse/Jockey Name	Under The Palais
Final Rank	4
Fastest Section Time (Section)	0:10.64 (1200m)
Top Speed [km/h] (Section)	69.0 (1200m)
Race State	Finished



### Ipswich QLD Professional

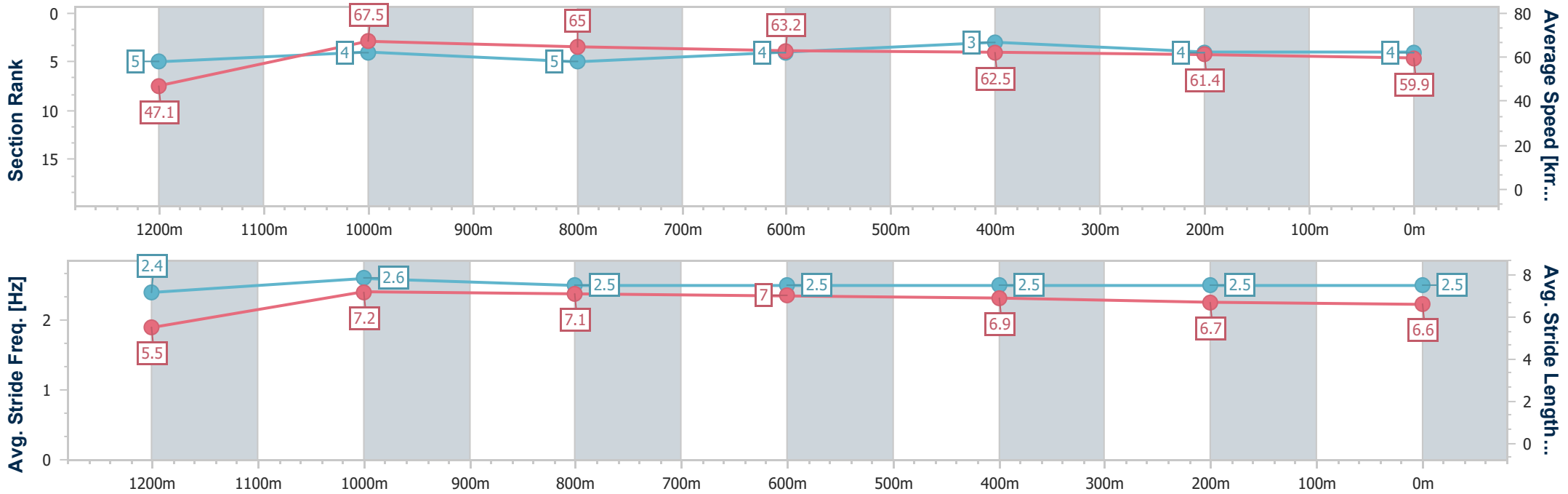
Race 8: BARRIER REEF POOLS Class 3 Handicap - 1350m

15 January 2025 - 17:13



Track Rating: Good 4, Weather: Fine, Rail Position: +6m Entire

Section	Overall	1200m	1000m	800m	600m	400m	200m
Section Times	1:19.74 [4] (0:11.48)	1:08.26 [5] (0:10.64)	0:57.62 [4] (0:11.00)	0:46.62 [5] (0:11.42)	0:35.20 [4] (0:11.48)	0:23.72 [3] (0:11.71)	0:12.01 [4] (0:12.01)
Average Speed [km/h]	47.1	67.5	65.0	63.2	62.5	61.4	59.9
Top Speed [km/h]	65.1	69.0	67.5	64.4	64.0	62.8	62.5
Avg. Dist. to Rail [m]	1.5	1.7	1.1	0.2	0.4	0.5	0.8
Avg. Stride Freq. [Hz]	2.4	2.6	2.5	2.5	2.5	2.5	2.5
Avg. Stride Length [m]	5.5	7.2	7.1	7.0	6.9	6.7	6.6



- [ ] Ranking at each section and finish
- .-.- No data available at this section
- NA No data available





Horse/Jockey Name	Araminta
Final Rank	5
Fastest Section Time (Section)	0:10.74 (1200m)
Top Speed [km/h] (Section)	68.2 (1200m)
Race State	Finished



### Ipswich QLD Professional

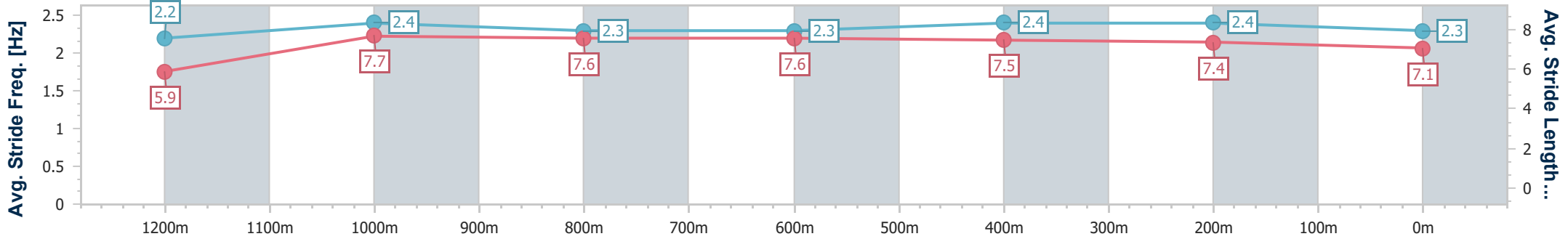
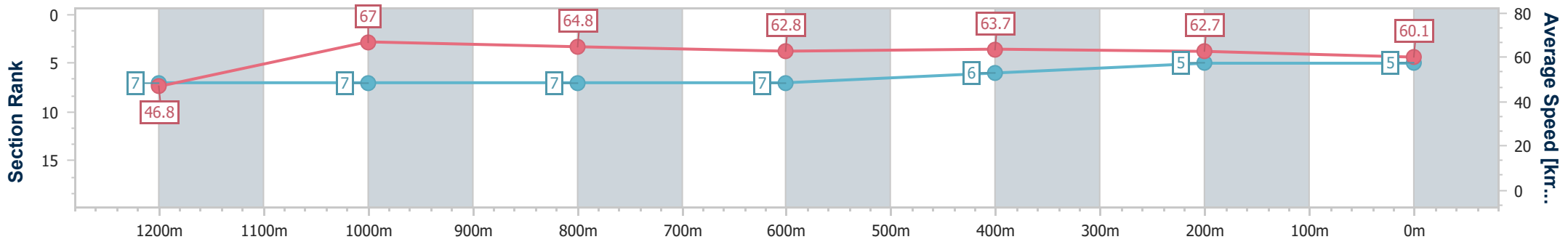
Race 8: BARRIER REEF POOLS Class 3 Handicap - 1350m

15 January 2025 - 17:13



Track Rating: Good 4, Weather: Fine, Rail Position: +6m Entire

Section	Overall	1200m	1000m	800m	600m	400m	200m
Section Times	1:19.77 [5] (0:11.57)	1:08.20 [7] (0:10.74)	0:57.46 [7] (0:11.08)	0:46.38 [7] (0:11.50)	0:34.88 [7] (0:11.35)	0:23.53 [6] (0:11.56)	0:11.97 [5] (0:11.97)
Average Speed [km/h]	46.8	67.0	64.8	62.8	63.7	62.7	60.1
Top Speed [km/h]	65.4	68.2	66.9	64.9	64.4	63.5	62.4
Avg. Dist. to Rail [m]	7.0	2.1	0.6	0.4	0.7	2.5	4.0
Avg. Stride Freq. [Hz]	2.2	2.4	2.3	2.3	2.4	2.4	2.3
Avg. Stride Length [m]	5.9	7.7	7.6	7.6	7.5	7.4	7.1



- [ ] Ranking at each section and finish
- .-.- No data available at this section
- NA No data available



Horse/Jockey Name	West Cork
Final Rank	5
Fastest Section Time (Section)	0:10.54 (1200m)
Top Speed [km/h] (Section)	69.1 (1200m)
Race State	Finished



### Ipswich QLD Professional

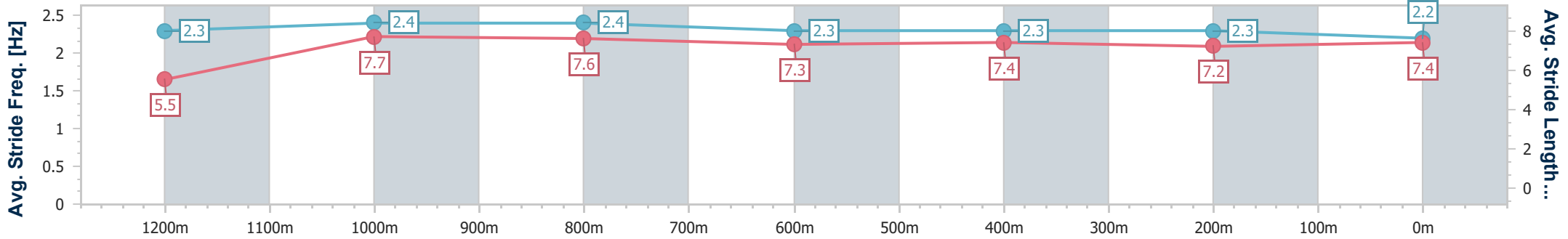
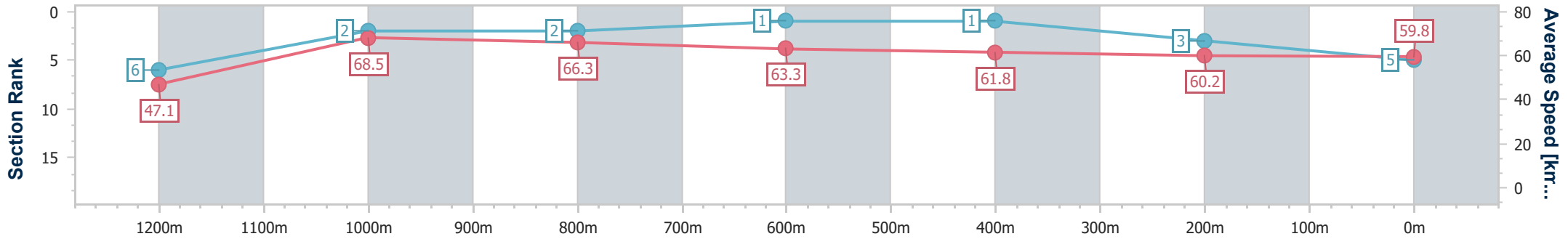
Race 8: BARRIER REEF POOLS Class 3 Handicap - 1350m

15 January 2025 - 17:13



Track Rating: Good 4, Weather: Fine, Rail Position: +6m Entire

Section	Overall	1200m	1000m	800m	600m	400m	200m
Section Times	1:19.77 [5] (0:11.53)	1:08.24 [6] (0:10.54)	0:57.70 [2] (0:10.83)	0:46.87 [2] (0:11.31)	0:35.56 [1] (0:11.63)	0:23.93 [1] (0:11.88)	0:12.05 [3]
Average Speed [km/h]	47.1	68.5	66.3	63.3	61.8	60.2	59.8
Top Speed [km/h]	67.4	69.1	68.3	64.9	62.4	61.1	61.1
Avg. Dist. to Rail [m]	4.8	2.2	0.6	1.1	1.0	0.6	0.4
Avg. Stride Freq. [Hz]	2.3	2.4	2.4	2.3	2.3	2.3	2.2
Avg. Stride Length [m]	5.5	7.7	7.6	7.3	7.4	7.2	7.4



- [ ] Ranking at each section and finish
- .-.- No data available at this section
- NA No data available



Horse/Jockey Name	Isle Ornsay
Final Rank	7
Fastest Section Time (Section)	0:10.74 (1200m)
Top Speed [km/h] (Section)	68.5 (1200m)
Race State	Finished



### Ipswich QLD Professional

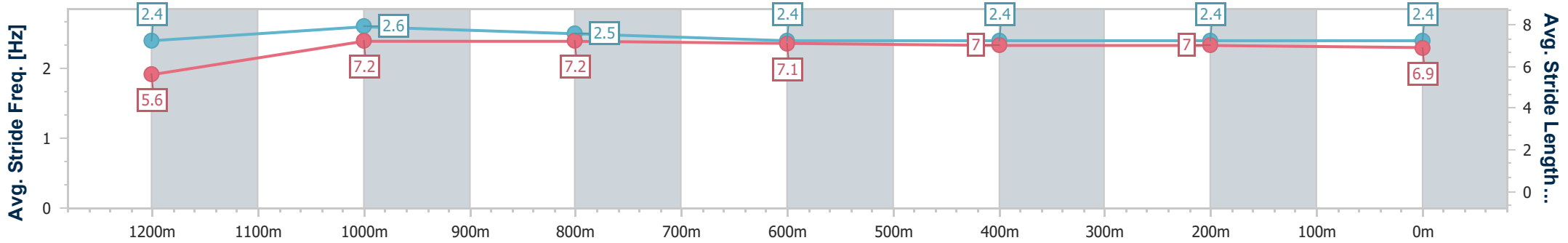
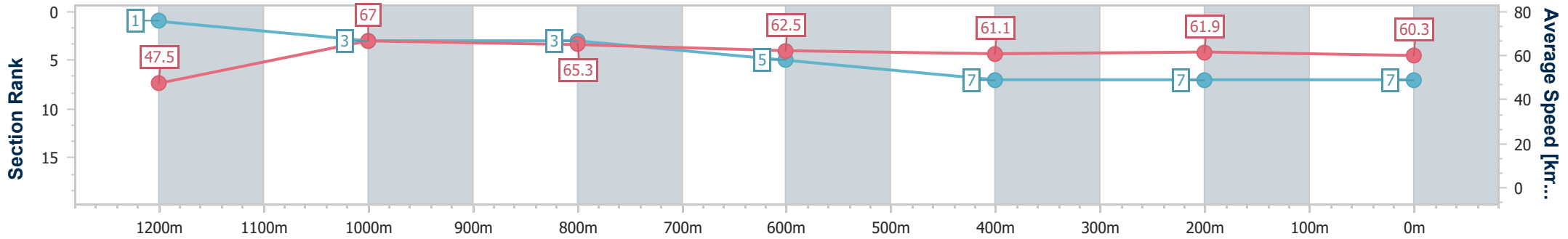
Race 8: BARRIER REEF POOLS Class 3 Handicap - 1350m

15 January 2025 - 17:13



Track Rating: Good 4, Weather: Fine, Rail Position: +6m Entire

Section	Overall	1200m	1000m	800m	600m	400m	200m
Section Times	1:19.97 [7] (0:11.37)	1:08.60 [1] (0:10.74)	0:57.86 [3] (0:10.96)	0:46.90 [3] (0:11.49)	0:35.41 [5] (0:11.82)	0:23.59 [7] (0:11.69)	0:11.90 [7] (0:11.90)
Average Speed [km/h]	47.5	67.0	65.3	62.5	61.1	61.9	60.3
Top Speed [km/h]	62.9	68.5	66.2	64.0	62.6	63.2	62.7
Avg. Dist. to Rail [m]	1.3	2.0	1.7	1.2	0.5	1.9	2.9
Avg. Stride Freq. [Hz]	2.4	2.6	2.5	2.4	2.4	2.4	2.4
Avg. Stride Length [m]	5.6	7.2	7.2	7.1	7.0	7.0	6.9



- [ ] Ranking at each section and finish
- .-.- No data available at this section
- NA No data available



Horse/Jockey Name	Naughty Words
Final Rank	8
Fastest Section Time (Section)	0:10.89 (1200m)
Top Speed [km/h] (Section)	67.6 (1200m)
Race State	Finished



### Ipswich QLD Professional

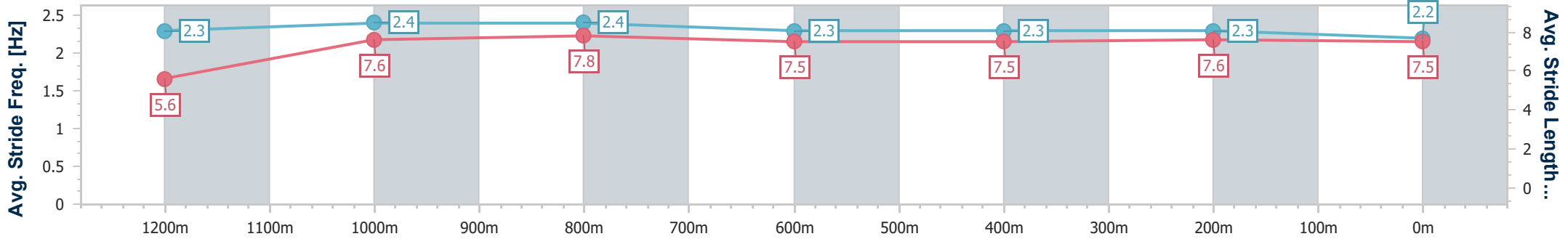
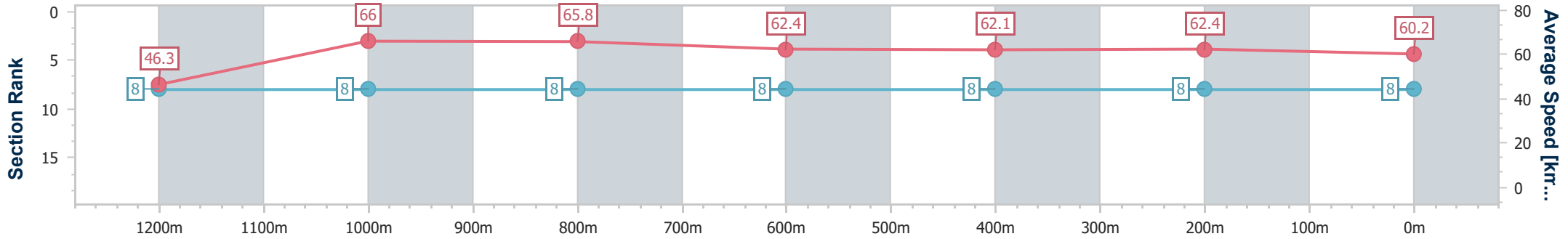
Race 8: BARRIER REEF POOLS Class 3 Handicap - 1350m

15 January 2025 - 17:13



Track Rating: Good 4, Weather: Fine, Rail Position: +6m Entire

Section	Overall	1200m	1000m	800m	600m	400m	200m
Section Times	1:20.13 [8] (0:11.65)	1:08.48 [8] (0:10.89)	0:57.59 [8] (0:10.95)	0:46.64 [8] (0:11.48)	0:35.16 [8] (0:11.58)	0:23.58 [8] (0:11.62)	0:11.96 [8] (0:11.96)
Average Speed [km/h]	46.3	66.0	65.8	62.4	62.1	62.4	60.2
Top Speed [km/h]	63.3	67.6	67.6	64.8	62.3	62.7	61.3
Avg. Dist. to Rail [m]	0.6	0.8	0.8	0.9	0.5	2.2	3.9
Avg. Stride Freq. [Hz]	2.3	2.4	2.4	2.3	2.3	2.3	2.2
Avg. Stride Length [m]	5.6	7.6	7.8	7.5	7.5	7.6	7.5



- [ ] Ranking at each section and finish
- .-.- No data available at this section
- NA No data available



Horse/Jockey Name	Chance With Wolves
Final Rank	9
Fastest Section Time (Section)	0:10.79 (1000m)
Top Speed [km/h] (Section)	68.5 (1000m)
Race State	Finished



### Ipswich QLD Professional

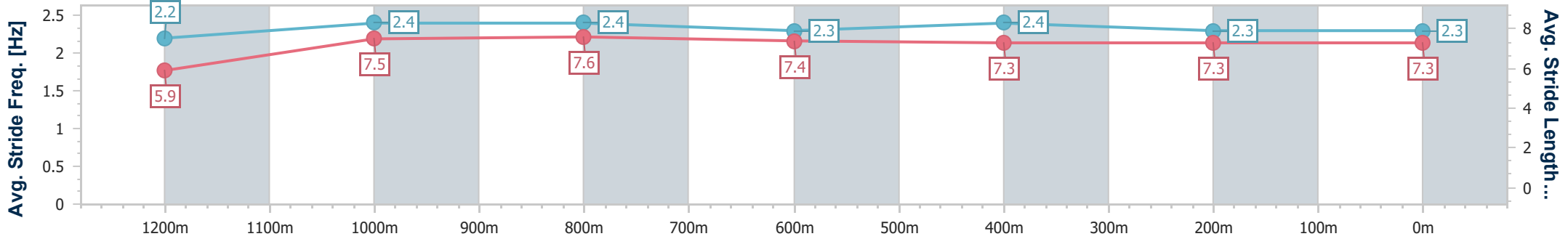
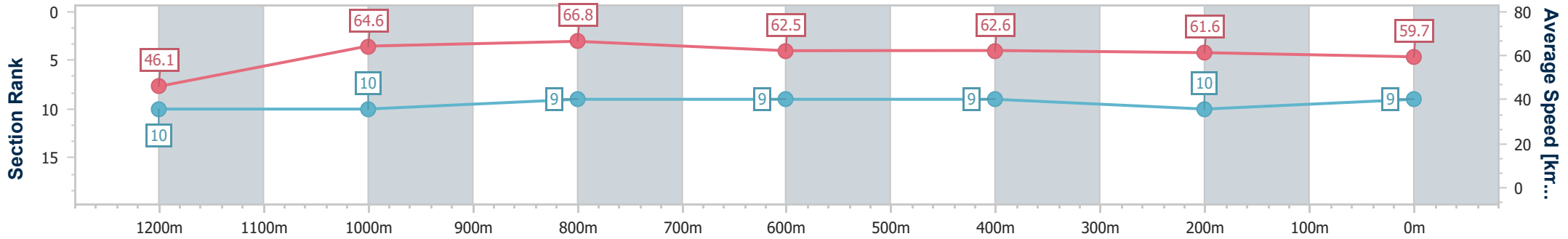
Race 8: BARRIER REEF POOLS Class 3 Handicap - 1350m

15 January 2025 - 17:13



Track Rating: Good 4, Weather: Fine, Rail Position: +6m Entire

Section	Overall	1200m	1000m	800m	600m	400m	200m
Section Times	1:20.58 [9] (0:11.72)	1:08.86 [10] (0:11.13)	0:57.73 [10] (0:10.79)	0:46.94 [9] (0:11.54)	0:35.40 [9] (0:11.53)	0:23.87 [9] (0:11.81)	0:12.06 [10] (0:12.06)
Average Speed [km/h]	46.1	64.6	66.8	62.5	62.6	61.6	59.7
Top Speed [km/h]	62.6	66.9	68.5	65.4	63.7	62.6	61.2
Avg. Dist. to Rail [m]	2.7	0.9	0.4	0.7	0.9	2.2	2.2
Avg. Stride Freq. [Hz]	2.2	2.4	2.4	2.3	2.4	2.3	2.3
Avg. Stride Length [m]	5.9	7.5	7.6	7.4	7.3	7.3	7.3



- [ ] Ranking at each section and finish
- .-.- No data available at this section
- NA No data available



Horse/Jockey Name	Hussy Empress
Final Rank	10
Fastest Section Time (Section)	0:11.02 (1000m)
Top Speed [km/h] (Section)	66.6 (1200m)
Race State	Finished



### Ipswich QLD Professional

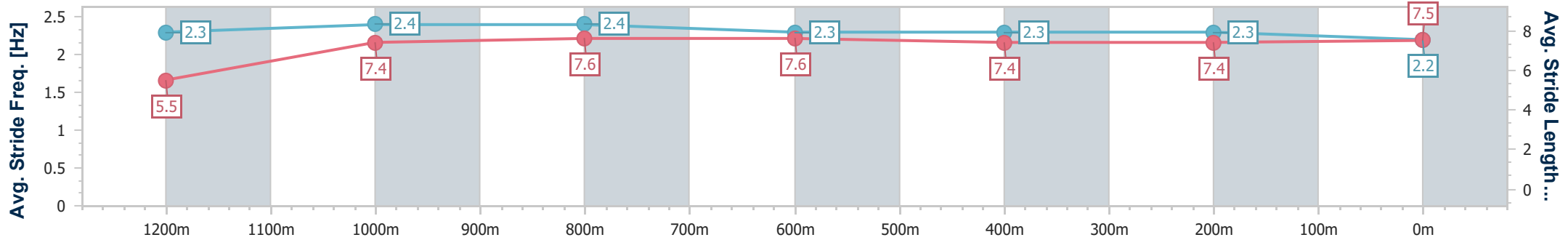
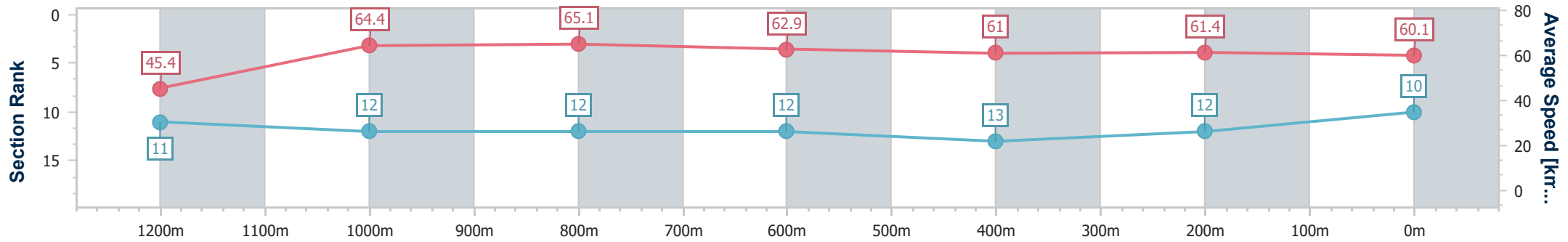
Race 8: BARRIER REEF POOLS Class 3 Handicap - 1350m

15 January 2025 - 17:13



Track Rating: Good 4, Weather: Fine, Rail Position: +6m Entire

Section	Overall	1200m	1000m	800m	600m	400m	200m
Section Times	1:21.02 [10] (0:11.93)	1:09.09 [11] (0:11.09)	0:58.00 [12] (0:11.02)	0:46.98 [12] (0:11.48)	0:35.50 [12] (0:11.79)	0:23.71 [13] (0:11.74)	0:11.97 [12] (0:11.97)
Average Speed [km/h]	45.4	64.4	65.1	62.9	61.0	61.4	60.1
Top Speed [km/h]	62.7	66.6	66.3	63.7	61.9	62.0	62.0
Avg. Dist. to Rail [m]	2.9	2.9	1.9	0.4	0.3	1.3	2.5
Avg. Stride Freq. [Hz]	2.3	2.4	2.4	2.3	2.3	2.3	2.2
Avg. Stride Length [m]	5.5	7.4	7.6	7.6	7.4	7.4	7.5



- [ ] Ranking at each section and finish
- .-.- No data available at this section
- NA No data available



Horse/Jockey Name	Shapin Power
Final Rank	11
Fastest Section Time (Section)	0:10.57 (1200m)
Top Speed [km/h] (Section)	68.0 (1200m)
Race State	Finished



Ipswich QLD Professional

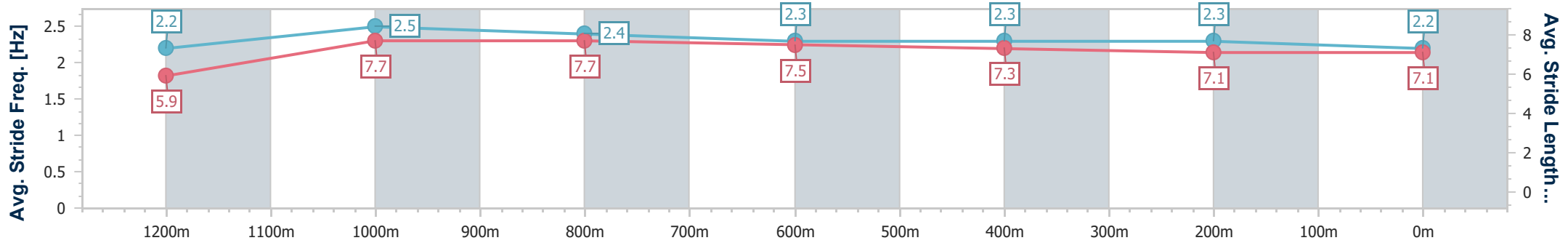
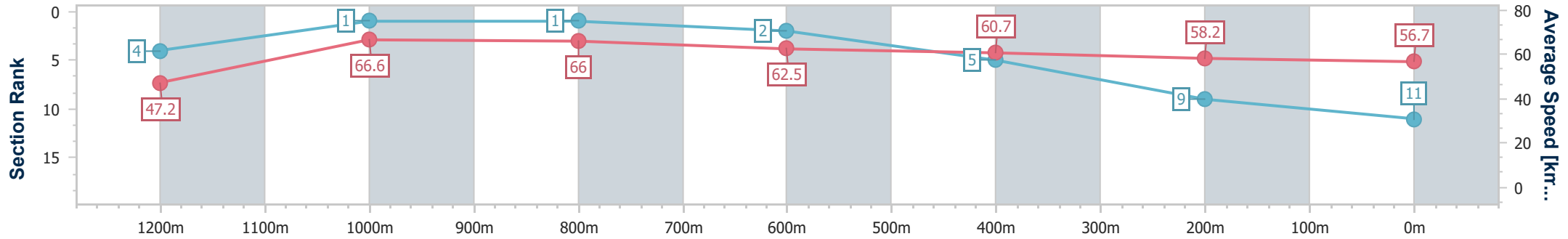
Race 8: BARRIER REEF POOLS Class 3 Handicap - 1350m

15 January 2025 - 17:13



Track Rating: Good 4, Weather: Fine, Rail Position: +6m Entire

Section	Overall	1200m	1000m	800m	600m	400m	200m
Section Times	1:21.18 [11] (0:11.45)	1:09.73 [4] (0:10.57)	0:59.16 [1] (0:10.87)	0:48.29 [1] (0:11.46)	0:36.83 [2] (0:11.81)	0:25.02 [5] (0:12.32)	0:12.70 [9] (0:12.70)
Average Speed [km/h]	47.2	66.6	66.0	62.5	60.7	58.2	56.7
Top Speed [km/h]	65.7	68.0	67.5	63.6	61.7	60.0	58.1
Avg. Dist. to Rail [m]	2.1	1.3	1.3	1.4	0.8	0.5	0.9
Avg. Stride Freq. [Hz]	2.2	2.5	2.4	2.3	2.3	2.3	2.2
Avg. Stride Length [m]	5.9	7.7	7.7	7.5	7.3	7.1	7.1



- [ ] Ranking at each section and finish
- .-.- No data available at this section
- NA No data available



Horse/Jockey Name	No More Red
Final Rank	12
Fastest Section Time (Section)	0:11.07 (1000m)
Top Speed [km/h] (Section)	66.2 (1000m)
Race State	Finished



### Ipswich QLD Professional

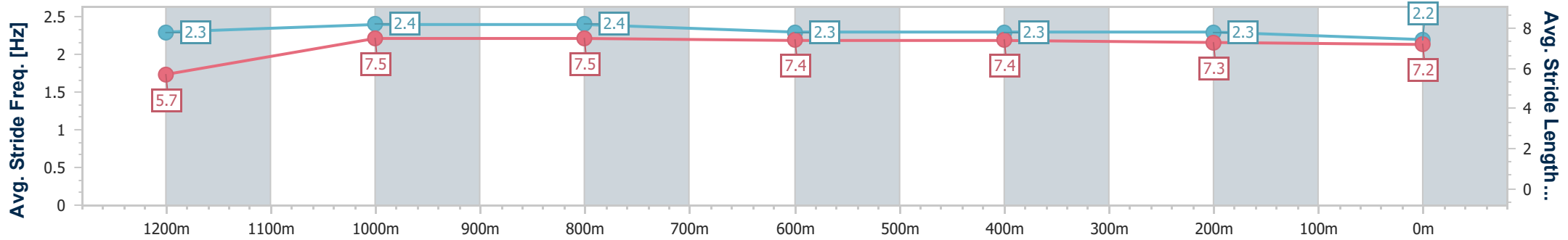
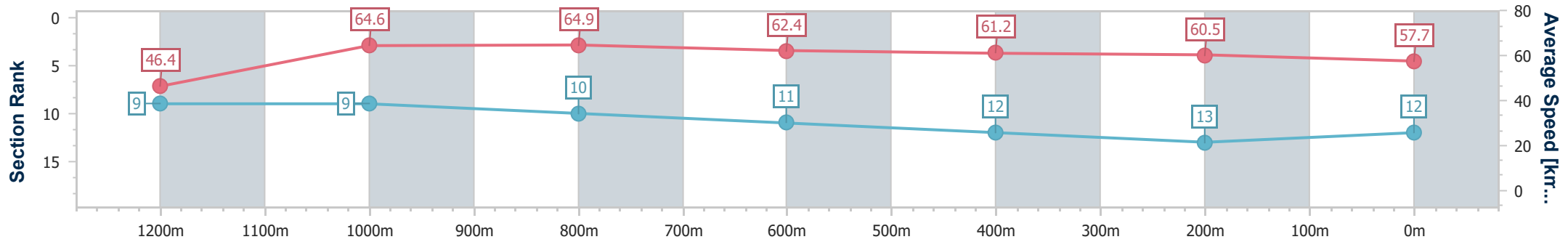
Race 8: BARRIER REEF POOLS Class 3 Handicap - 1350m

15 January 2025 - 17:13



Track Rating: Good 4, Weather: Fine, Rail Position: +6m Entire

Section	Overall	1200m	1000m	800m	600m	400m	200m
Section Times	1:21.64 [12] (0:11.69)	1:09.95 [9] (0:11.11)	0:58.84 [9] (0:11.07)	0:47.77 [10] (0:11.56)	0:36.21 [11] (0:11.75)	0:24.46 [12] (0:12.02)	0:12.44 [13] (0:12.44)
Average Speed [km/h]	46.4	64.6	64.9	62.4	61.2	60.5	57.7
Top Speed [km/h]	63.1	65.8	66.2	64.3	62.0	60.9	60.5
Avg. Dist. to Rail [m]	1.6	0.8	0.8	0.4	0.7	2.7	3.9
Avg. Stride Freq. [Hz]	2.3	2.4	2.4	2.3	2.3	2.3	2.2
Avg. Stride Length [m]	5.7	7.5	7.5	7.4	7.4	7.3	7.2



- [ ] Ranking at each section and finish
- .-.- No data available at this section
- NA No data available





Horse/Jockey Name	Down The Barrel
Final Rank	13
Fastest Section Time (Section)	0:10.94 (1200m)
Top Speed [km/h] (Section)	66.8 (1000m)
Race State	Finished



### Ipswich QLD Professional

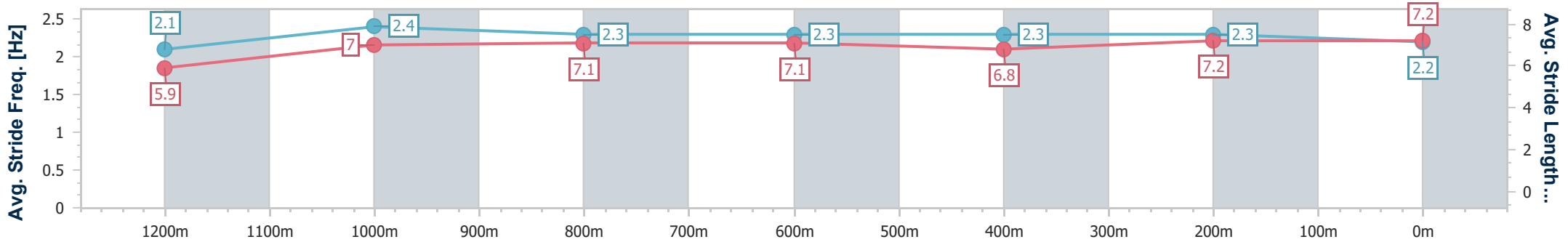
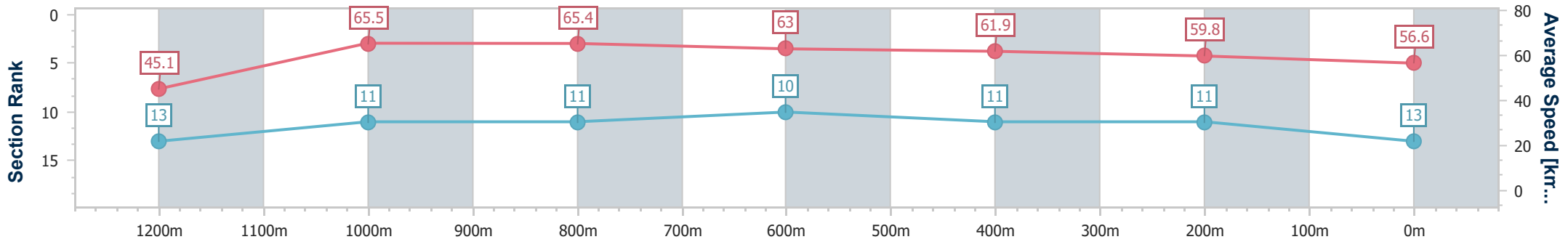
Race 8: BARRIER REEF POOLS Class 3 Handicap - 1350m

15 January 2025 - 17:13



Track Rating: Good 4, Weather: Fine, Rail Position: +6m Entire

Section	Overall	1200m	1000m	800m	600m	400m	200m
Section Times	1:21.73 [13] (0:12.00)	1:09.73 [13] (0:10.94)	0:58.79 [11] (0:10.96)	0:47.83 [11] (0:11.41)	0:36.42 [10] (0:11.62)	0:24.80 [11] (0:12.05)	0:12.75 [11] (0:12.75)
Average Speed [km/h]	45.1	65.5	65.4	63.0	61.9	59.8	56.6
Top Speed [km/h]	63.8	66.5	66.8	64.8	62.2	61.3	59.3
Avg. Dist. to Rail [m]	1.6	1.6	1.6	0.6	0.3	0.7	0.7
Avg. Stride Freq. [Hz]	2.1	2.4	2.3	2.3	2.3	2.3	2.2
Avg. Stride Length [m]	5.9	7.0	7.1	7.1	6.8	7.2	7.2



- [ ] Ranking at each section and finish
- .-.- No data available at this section
- NA No data available

# Ipswich QLD Professional

## Race 9: IMPERIAL RACING BENCHMARK 70 Handicap - 1200m

15 January 2025 - 17:50

Track Rating: Good 4, Weather: Fine, Rail Position: +6m Entire

Section		Field Times											Last 600m					
		Overall	1000m	800m	600m	400m	200m						0:35.39					
		1:09.71 (0:13.24)	0:56.47 (0:10.18)	0:46.29 (0:10.90)	0:35.39 (0:11.44)	0:23.95 (0:11.79)	0:12.16 (0:12.16)											
Rank	TAB	Horse/Jockey	Barrier	Top Speed [km/h]	Fastest Section												Margin	Distance Travelled [m]
1	15	<b>TARPS</b> Jade Hampson	10	71.3	0:10.18	1:09.71 [1] (0:13.24)	0:56.47 [1] (0:10.18)	0:46.29 [1] (0:10.90)	0:35.39 [1] (0:11.44)	0:23.95 [1] (0:11.79)	0:12.16 [1] (0:12.16)	1:09.71	0:35.39					
2	1	<b>DAMO DAYZ</b> Kyle Wilson-Taylor	9	69.7	0:10.63	1:09.86 [2] (0:13.60)	0:56.26 [6] (0:10.63)	0:45.63 [7] (0:10.91)	0:34.72 [6] (0:11.16)	0:23.56 [6] (0:11.56)	0:12.00 [4] (0:12.00)	0.9L	0:34.72	+3				
3	16	<b>IMARICHGIRL</b> Damien Thornton	3	68.1	0:10.70	1:09.96 [3] (0:13.98)	0:55.98 [11] (0:10.70)	0:45.28 [11] (0:10.85)	0:34.43 [11] (0:11.08)	0:23.35 [10] (0:11.48)	0:11.87 [8] (0:11.87)	1.48L	0:34.43	+2				
4	5	<b>KEMI ZABI</b> Emily Lang	11	68.5	0:10.62	1:10.00 [4] (0:13.94)	0:56.06 [10] (0:10.62)	0:45.44 [10] (0:10.81)	0:34.63 [9] (0:11.12)	0:23.51 [8] (0:11.57)	0:11.94 [7] (0:11.94)	1.73L	0:34.63	+7				
5	7	<b>TWYFORD</b> Justin Huxtable	6	69.5	0:10.59	1:10.06 [5] (0:13.61)	0:56.45 [7] (0:10.59)	0:45.86 [6] (0:11.05)	0:34.81 [7] (0:11.25)	0:23.56 [9] (0:11.64)	0:11.92 [9] (0:11.92)	2.09L	0:34.81	+6				
6	4	<b>KAVAK</b> Bailey Wheeler	8	69.9	0:10.48	1:10.09 [6] (0:13.35)	0:56.74 [4] (0:10.48)	0:46.26 [3] (0:10.89)	0:35.37 [2] (0:11.23)	0:24.14 [2] (0:11.84)	0:12.30 [2] (0:12.30)	2.26L	0:35.37	+1				
7	19	<b>NETTLES</b> Ron Stewart	4	69.1	0:10.56	1:10.12 [7] (0:13.34)	0:56.78 [3] (0:10.56)	0:46.22 [4] (0:10.98)	0:35.24 [5] (0:11.30)	0:23.94 [5] (0:11.75)	0:12.19 [5] (0:12.19)	2.44L	0:35.24	+3				
8	2	<b>SISTINE EXPLORER</b> Jasper Franklin	7	70.7	0:10.49	1:10.17 [8] (0:13.34)	0:56.83 [2] (0:10.49)	0:46.34 [2] (0:10.95)	0:35.39 [3] (0:11.27)	0:24.12 [3] (0:11.81)	0:12.31 [3] (0:12.31)	2.72L	0:35.39	-1				
9	17	<b>RED RED WINE</b> Cody Collis	2	70.0	0:10.48	1:10.18 [9] (0:13.76)	0:56.42 [8] (0:10.48)	0:45.94 [8] (0:11.02)	0:34.92 [8] (0:11.16)	0:23.76 [7] (0:11.59)	0:12.17 [6] (0:12.17)	2.81L	0:34.92	-3				
10	13	<b>EXTESSIVE</b> Andrew Mallyon	1	67.9	0:10.69	1:10.22 [10] (0:13.85)	0:56.37 [9] (0:10.69)	0:45.68 [9] (0:10.94)	0:34.74 [10] (0:11.34)	0:23.40 [11] (0:11.43)	0:11.97 [10] (0:11.97)	3.05L	0:34.74	+0				

Scratched: Rimbaud (#11), Zarafa (#12), Upstart Legend (#14), Command Approved (#18), Bad Education (#3), Action King (#8), North Of Eli (#10), Dwindling Spirit (#6), Fighting Idol (#9)



**Ipswich QLD Professional**  
**Race 9: IMPERIAL RACING BENCHMARK 70 Handicap - 1200m**  
 15 January 2025 - 17:50



Track Rating: Good 4, Weather: Fine, Rail Position: +6m Entire

Section		Overall	1000m	800m	600m	400m	200m	Last 600m					
Field Times		1:09.71 (0:13.24)	0:56.47 (0:10.18)	0:46.29 (0:10.90)	0:35.39 (0:11.44)	0:23.95 (0:11.79)	0:12.16 (0:12.16)	0:35.39					
Rank	TAB Horse/Jockey	Barrier	Top Speed [km/h]	Fastest Section									
11	20 INLANDA Angela Jones	5	69.2 1000m	0:10.56 1000m	1:10.87 [11] (0:13.44)	0:57.43 [5] (0:10.56)	0:46.87 [5] (0:10.87)	0:36.00 [4] (0:11.30)	0:24.70 [4] (0:12.11)	0:12.59 [11] (0:12.59)	6.86L	0:36.00	+8

Scratched: Rimbaud (#11), Zarafa (#12), Upstart Legend (#14), Command Approved (#18), Bad Education (#3), Action King (#8), North Of Eli (#10), Dwindling Spirit (#6), Fighting Idol (#9)

[ ] Ranking at each section and finish  
 -:-:- No data available at this section  
 NA No data available

SCN Saddle cloth number  
 DNF Did not finish  
 DNT Did not track



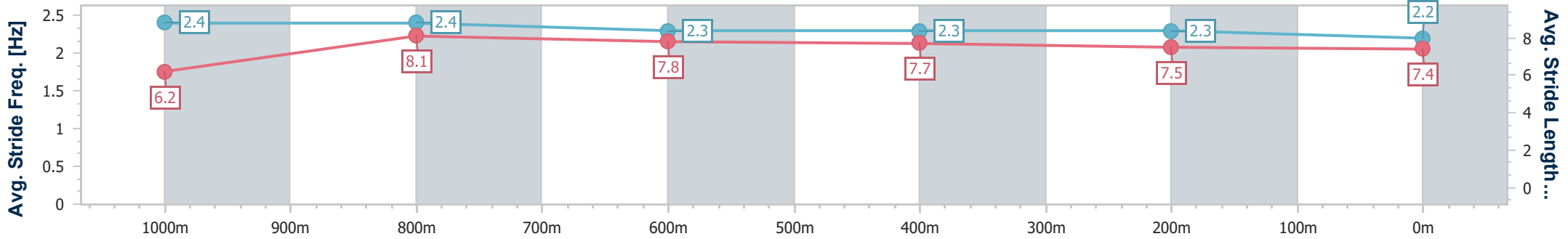
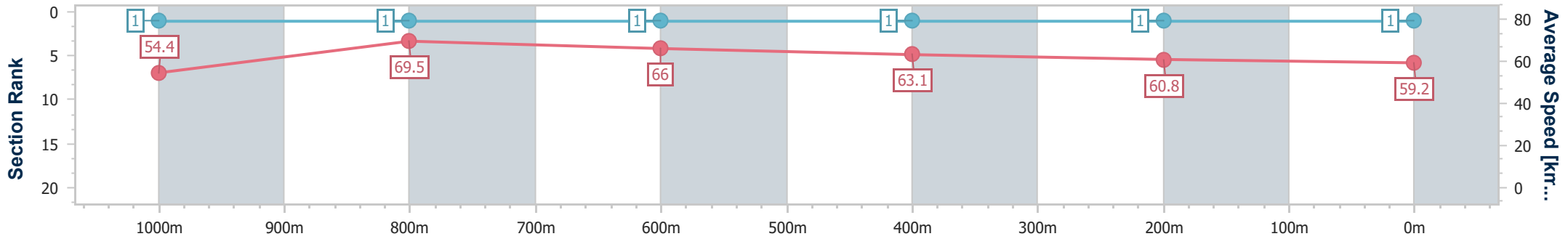
Horse/Jockey Name	Tarps
Final Rank	1
Fastest Section Time (Section)	0:10.18 (1000m)
Top Speed [km/h] (Section)	71.3 (1000m)
Race State	Finished



Ipswich QLD Professional  
 Race 9: IMPERIAL RACING BENCHMARK 70 Handicap - 1200m  
 15 January 2025 - 17:50  
 Track Rating: Good 4, Weather: Fine, Rail Position: +6m Entire



Section	Overall	1000m	800m	600m	400m	200m
Section Times	1:09.71 [1] (0:13.24)	0:56.47 [1] (0:10.18)	0:46.29 [1] (0:10.90)	0:35.39 [1] (0:11.44)	0:23.95 [1] (0:11.79)	0:12.16 [1] (0:12.16)
Average Speed [km/h]	54.4	69.5	66.0	63.1	60.8	59.2
Top Speed [km/h]	69.8	71.3	67.7	65.6	62.0	60.8
Avg. Dist. to Rail [m]	5.4	1.9	0.7	0.8	0.3	1.0
Avg. Stride Freq. [Hz]	2.4	2.4	2.3	2.3	2.3	2.2
Avg. Stride Length [m]	6.2	8.1	7.8	7.7	7.5	7.4



- [ ] Ranking at each section and finish
- .-.- No data available at this section
- NA No data available



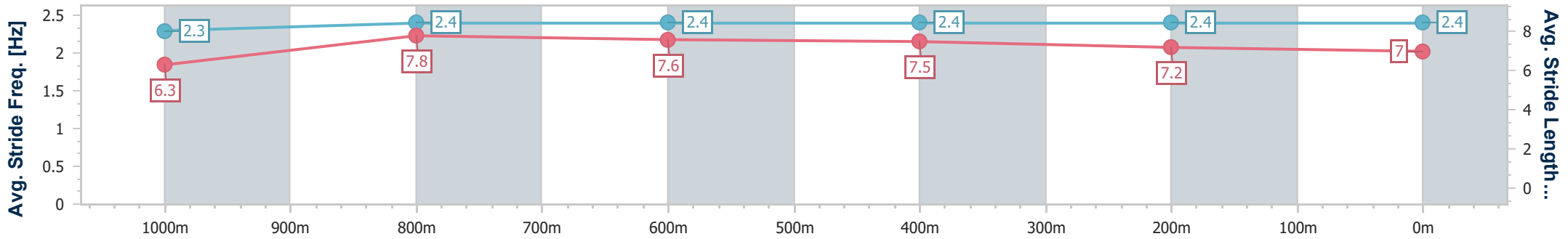
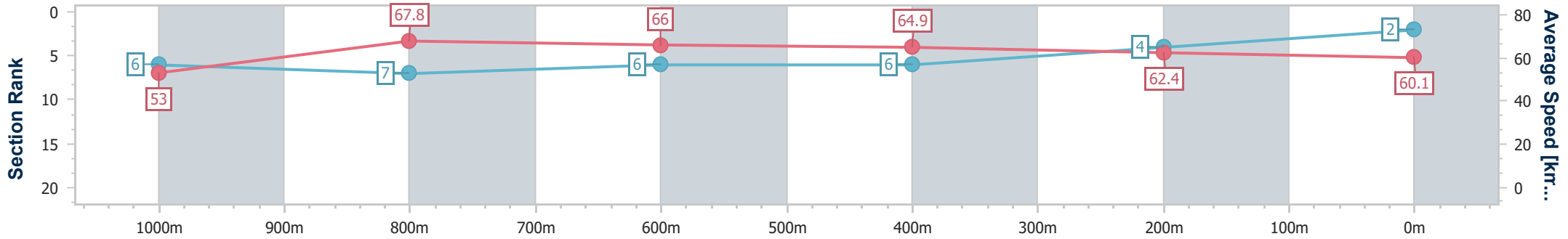
Horse/Jockey Name	Damo Dayz
Final Rank	2
Fastest Section Time (Section)	0:10.63 (1000m)
Top Speed [km/h] (Section)	69.7 (1000m)
Race State	Finished



Ipswich QLD Professional  
 Race 9: IMPERIAL RACING BENCHMARK 70 Handicap - 1200m  
 15 January 2025 - 17:50  
 Track Rating: Good 4, Weather: Fine, Rail Position: +6m Entire



Section	Overall	1000m	800m	600m	400m	200m
Section Times	1:09.86 [2] (0:13.60)	0:56.26 [6] (0:10.63)	0:45.63 [7] (0:10.91)	0:34.72 [6] (0:11.16)	0:23.56 [6] (0:11.56)	0:12.00 [4]
Average Speed [km/h]	53.0	67.8	66.0	64.9	62.4	60.1
Top Speed [km/h]	69.6	69.7	67.5	66.3	64.2	62.0
Avg. Dist. to Rail [m]	4.0	0.8	0.4	1.5	0.9	2.6
Avg. Stride Freq. [Hz]	2.3	2.4	2.4	2.4	2.4	2.4
Avg. Stride Length [m]	6.3	7.8	7.6	7.5	7.2	7.0



- [ ] Ranking at each section and finish
- .-.- No data available at this section
- NA No data available



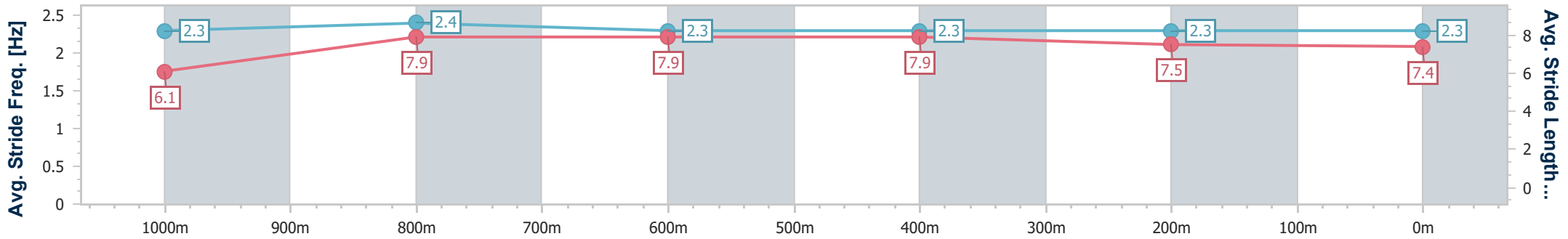
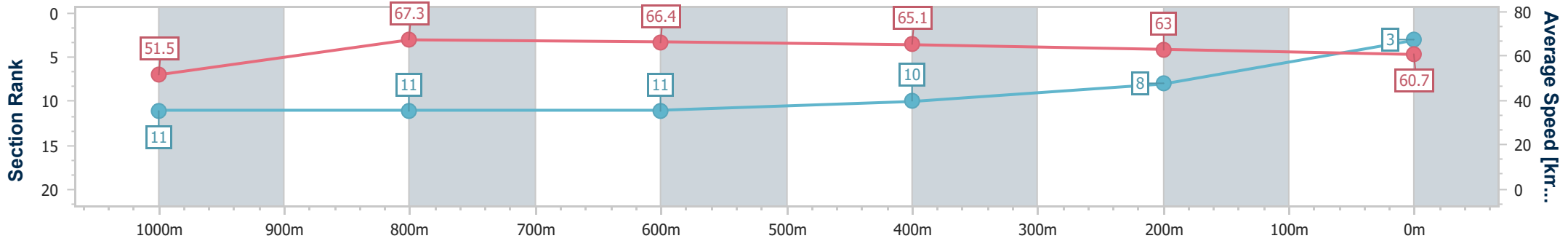
Horse/Jockey Name	Imarichgirl
Final Rank	3
Fastest Section Time (Section)	0:10.70 (1000m)
Top Speed [km/h] (Section)	68.1 (1000m)
Race State	Finished



Ipswich QLD Professional  
 Race 9: IMPERIAL RACING BENCHMARK 70 Handicap - 1200m  
 15 January 2025 - 17:50  
 Track Rating: Good 4, Weather: Fine, Rail Position: +6m Entire



Section	Overall	1000m	800m	600m	400m	200m
Section Times	1:09.96 [3] (0:13.98)	0:55.98 [11] (0:10.70)	0:45.28 [11] (0:10.85)	0:34.43 [11] (0:11.08)	0:23.35 [10] (0:11.48)	0:11.87 [8] (0:11.87)
Average Speed [km/h]	51.5	67.3	66.4	65.1	63.0	60.7
Top Speed [km/h]	67.3	68.1	67.2	66.6	64.4	61.8
Avg. Dist. to Rail [m]	0.9	0.4	0.3	0.9	1.4	4.0
Avg. Stride Freq. [Hz]	2.3	2.4	2.3	2.3	2.3	2.3
Avg. Stride Length [m]	6.1	7.9	7.9	7.9	7.5	7.4



- [ ] Ranking at each section and finish
- .-.- No data available at this section
- NA No data available



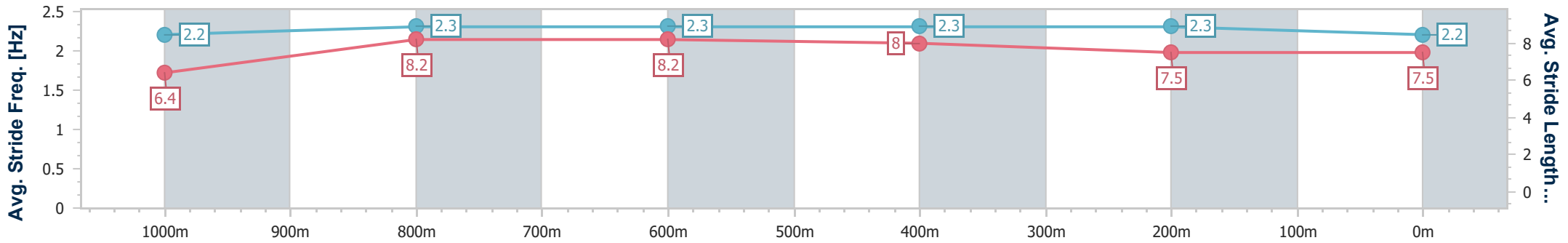
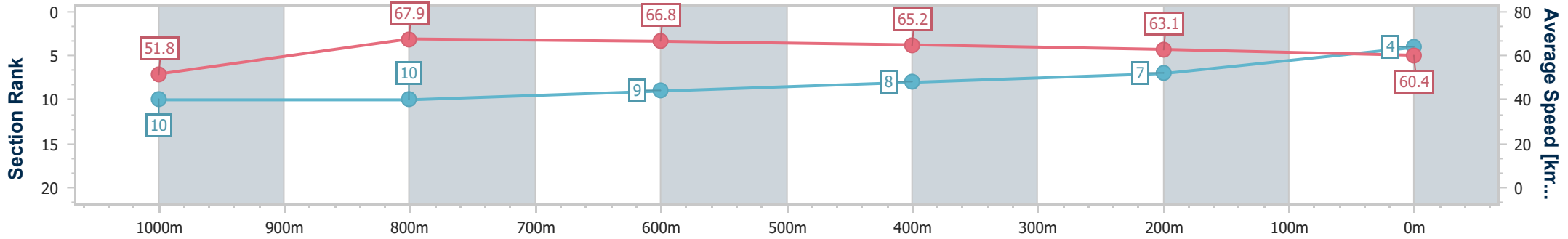
Horse/Jockey Name	Kemi Zabi
Final Rank	4
Fastest Section Time (Section)	0:10.62 (1000m)
Top Speed [km/h] (Section)	68.5 (1000m)
Race State	Finished



Ipswich QLD Professional  
 Race 9: IMPERIAL RACING BENCHMARK 70 Handicap - 1200m  
 15 January 2025 - 17:50  
 Track Rating: Good 4, Weather: Fine, Rail Position: +6m Entire



Section	Overall	1000m	800m	600m	400m	200m
Section Times	1:10.00 [4] (0:13.94)	0:56.06 [10] (0:10.62)	0:45.44 [10] (0:10.81)	0:34.63 [9] (0:11.12)	0:23.51 [8] (0:11.57)	0:11.94 [7] (0:11.94)
Average Speed [km/h]	51.8	67.9	66.8	65.2	63.1	60.4
Top Speed [km/h]	68.0	68.5	67.8	66.4	64.2	62.9
Avg. Dist. to Rail [m]	7.6	1.0	0.6	1.9	4.8	6.8
Avg. Stride Freq. [Hz]	2.2	2.3	2.3	2.3	2.3	2.2
Avg. Stride Length [m]	6.4	8.2	8.2	8.0	7.5	7.5



- [ ] Ranking at each section and finish
- .-.- No data available at this section
- NA No data available



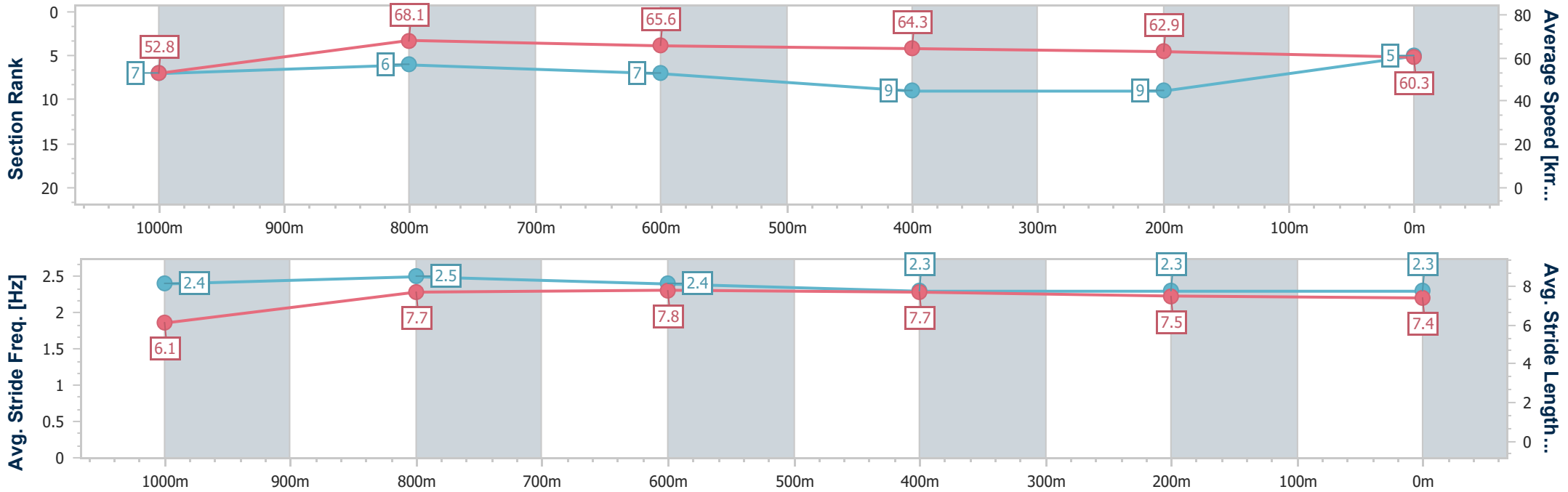
Horse/Jockey Name	Twyford
Final Rank	5
Fastest Section Time (Section)	0:10.59 (1000m)
Top Speed [km/h] (Section)	69.5 (1000m)
Race State	Finished



Ipswich QLD Professional  
 Race 9: IMPERIAL RACING BENCHMARK 70 Handicap - 1200m  
 15 January 2025 - 17:50  
 Track Rating: Good 4, Weather: Fine, Rail Position: +6m Entire



Section	Overall	1000m	800m	600m	400m	200m
Section Times	1:10.06 [5] (0:13.61)	0:56.45 [7] (0:10.59)	0:45.86 [6] (0:11.05)	0:34.81 [7] (0:11.25)	0:23.56 [9] (0:11.64)	0:11.92 [9] (0:11.92)
Average Speed [km/h]	52.8	68.1	65.6	64.3	62.9	60.3
Top Speed [km/h]	68.7	69.5	66.8	66.2	63.6	63.7
Avg. Dist. to Rail [m]	3.9	0.6	1.5	2.2	4.3	5.6
Avg. Stride Freq. [Hz]	2.4	2.5	2.4	2.3	2.3	2.3
Avg. Stride Length [m]	6.1	7.7	7.8	7.7	7.5	7.4



- [ ] Ranking at each section and finish
- .-.- No data available at this section
- NA No data available





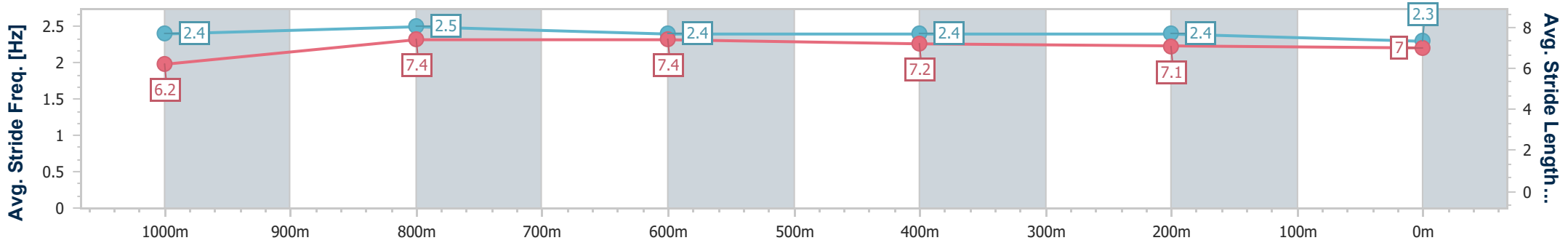
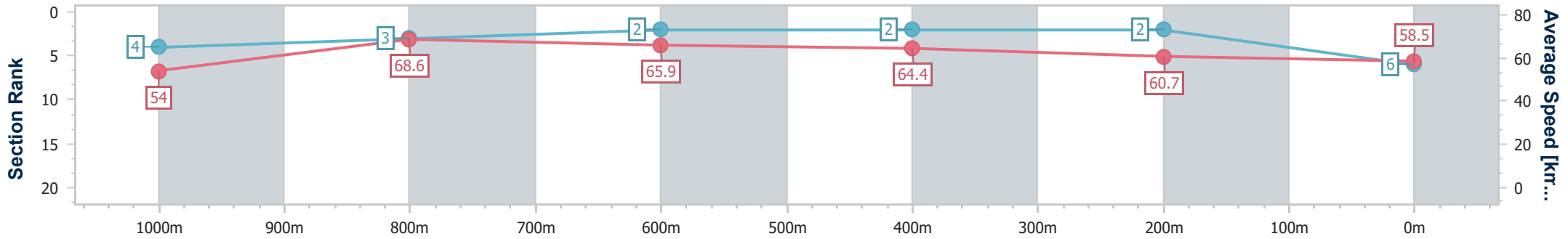
Horse/Jockey Name	Kavak
Final Rank	6
Fastest Section Time (Section)	0:10.48 (1000m)
Top Speed [km/h] (Section)	69.9 (1000m)
Race State	Finished



Ipswich QLD Professional  
 Race 9: IMPERIAL RACING BENCHMARK 70 Handicap - 1200m  
 15 January 2025 - 17:50  
 Track Rating: Good 4, Weather: Fine, Rail Position: +6m Entire



Section	Overall	1000m	800m	600m	400m	200m
Section Times	1:10.09 [6] (0:13.35)	0:56.74 [4] (0:10.48)	0:46.26 [3] (0:10.89)	0:35.37 [2] (0:11.23)	0:24.14 [2] (0:11.84)	0:12.30 [2]
Average Speed [km/h]	54.0	68.6	65.9	64.4	60.7	58.5
Top Speed [km/h]	69.5	69.9	67.6	65.4	62.7	60.5
Avg. Dist. to Rail [m]	5.3	0.9	0.6	0.2	0.5	1.5
Avg. Stride Freq. [Hz]	2.4	2.5	2.4	2.4	2.4	2.3
Avg. Stride Length [m]	6.2	7.4	7.4	7.2	7.1	7.0



- [ ] Ranking at each section and finish
- .-.- No data available at this section
- NA No data available



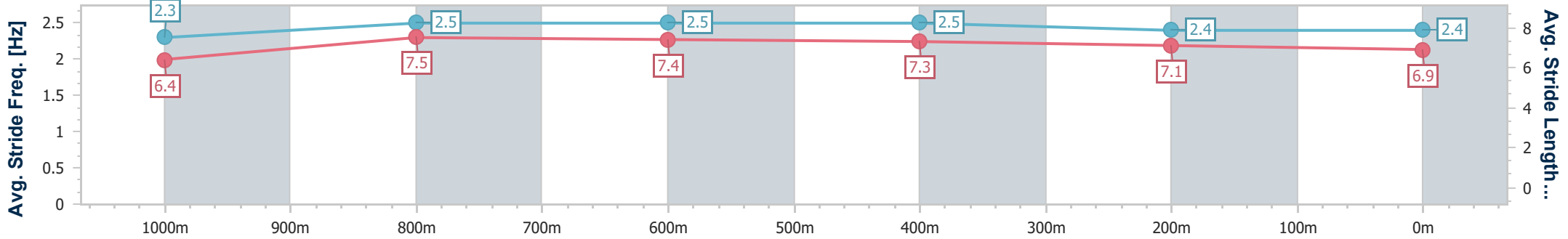
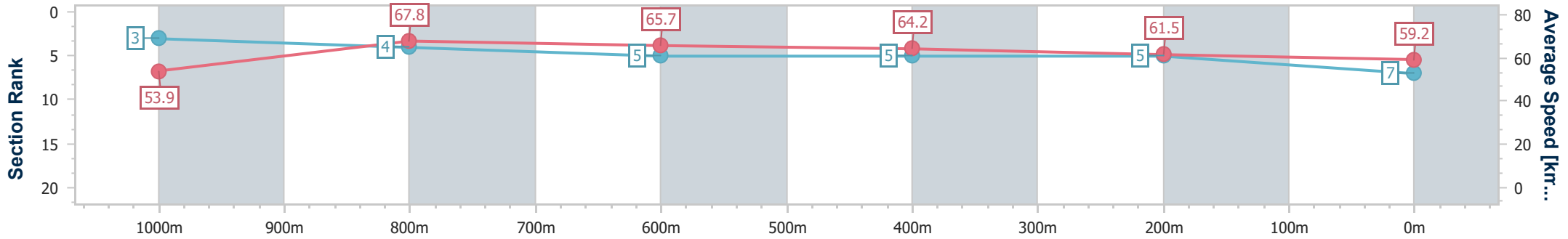
Horse/Jockey Name	Nettles
Final Rank	7
Fastest Section Time (Section)	0:10.56 (1000m)
Top Speed [km/h] (Section)	69.1 (Overall)
Race State	Finished



Ipswich QLD Professional  
 Race 9: IMPERIAL RACING BENCHMARK 70 Handicap - 1200m  
 15 January 2025 - 17:50  
 Track Rating: Good 4, Weather: Fine, Rail Position: +6m Entire



Section	Overall	1000m	800m	600m	400m	200m
Section Times	1:10.12 [7] (0:13.34)	0:56.78 [3] (0:10.56)	0:46.22 [4] (0:10.98)	0:35.24 [5] (0:11.30)	0:23.94 [5] (0:11.75)	0:12.19 [5]
Average Speed [km/h]	53.9	67.8	65.7	64.2	61.5	59.2
Top Speed [km/h]	69.1	69.1	67.5	65.9	63.1	61.3
Avg. Dist. to Rail [m]	1.8	2.4	0.6	2.0	0.7	1.3
Avg. Stride Freq. [Hz]	2.3	2.5	2.5	2.5	2.4	2.4
Avg. Stride Length [m]	6.4	7.5	7.4	7.3	7.1	6.9



- [ ] Ranking at each section and finish
- .-.- No data available at this section
- NA No data available



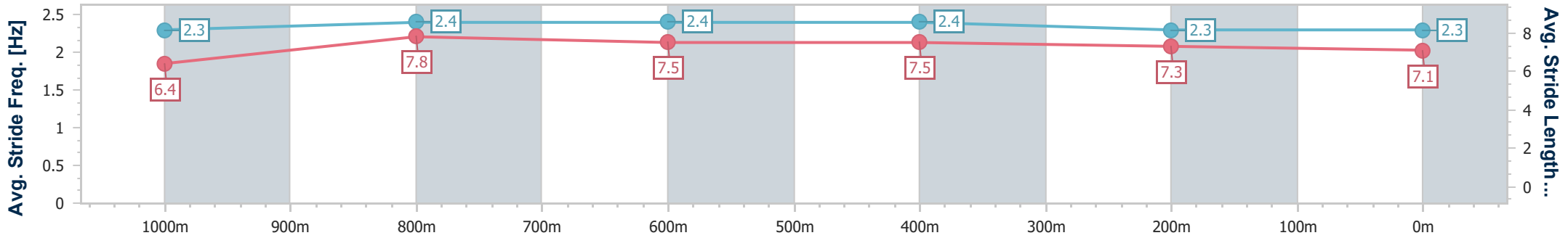
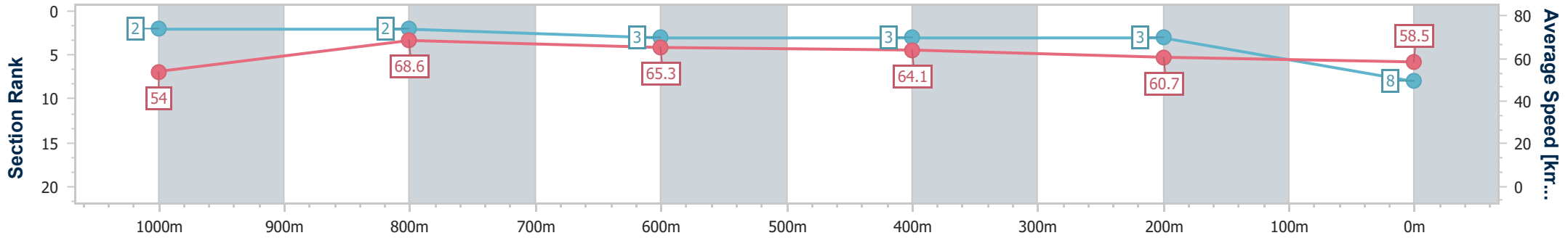
Horse/Jockey Name	Sistine Explorer
Final Rank	8
Fastest Section Time (Section)	0:10.49 (1000m)
Top Speed [km/h] (Section)	70.7 (1000m)
Race State	Finished



Ipswich QLD Professional  
 Race 9: IMPERIAL RACING BENCHMARK 70 Handicap - 1200m  
 15 January 2025 - 17:50  
 Track Rating: Good 4, Weather: Fine, Rail Position: +6m Entire



Section	Overall	1000m	800m	600m	400m	200m
Section Times	1:10.17 [8] (0:13.34)	0:56.83 [2] (0:10.49)	0:46.34 [2] (0:10.95)	0:35.39 [3] (0:11.27)	0:24.12 [3] (0:11.81)	0:12.31 [3]
Average Speed [km/h]	54.0	68.6	65.3	64.1	60.7	58.5
Top Speed [km/h]	69.4	70.7	67.2	66.2	62.6	60.3
Avg. Dist. to Rail [m]	4.4	1.3	0.9	0.3	1.1	0.9
Avg. Stride Freq. [Hz]	2.3	2.4	2.4	2.4	2.3	2.3
Avg. Stride Length [m]	6.4	7.8	7.5	7.5	7.3	7.1



- [ ] Ranking at each section and finish
- .-.- No data available at this section
- NA No data available



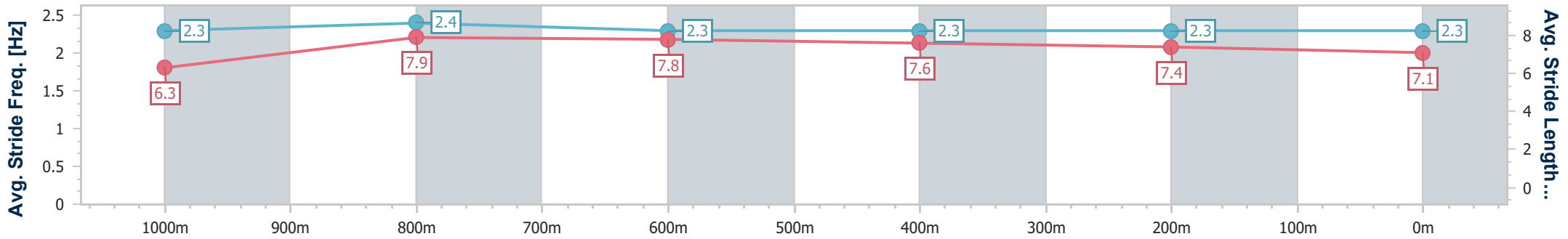
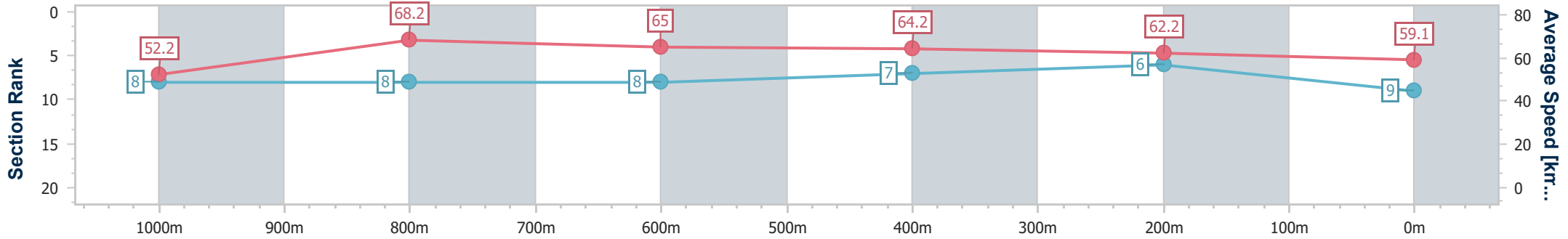
Horse/Jockey Name	Red Red Wine
Final Rank	9
Fastest Section Time (Section)	0:10.48 (1000m)
Top Speed [km/h] (Section)	70.0 (1000m)
Race State	Finished



Ipswich QLD Professional  
 Race 9: IMPERIAL RACING BENCHMARK 70 Handicap - 1200m  
 15 January 2025 - 17:50  
 Track Rating: Good 4, Weather: Fine, Rail Position: +6m Entire



Section	Overall	1000m	800m	600m	400m	200m
Section Times	1:10.18 [9] (0:13.76)	0:56.42 [8] (0:10.48)	0:45.94 [8] (0:11.02)	0:34.92 [8] (0:11.16)	0:23.76 [7] (0:11.59)	0:12.17 [6] (0:12.17)
Average Speed [km/h]	52.2	68.2	65.0	64.2	62.2	59.1
Top Speed [km/h]	69.7	70.0	65.9	65.4	63.0	61.1
Avg. Dist. to Rail [m]	0.6	2.8	1.7	0.3	0.7	3.0
Avg. Stride Freq. [Hz]	2.3	2.4	2.3	2.3	2.3	2.3
Avg. Stride Length [m]	6.3	7.9	7.8	7.6	7.4	7.1



- [ ] Ranking at each section and finish
- .-.- No data available at this section
- NA No data available



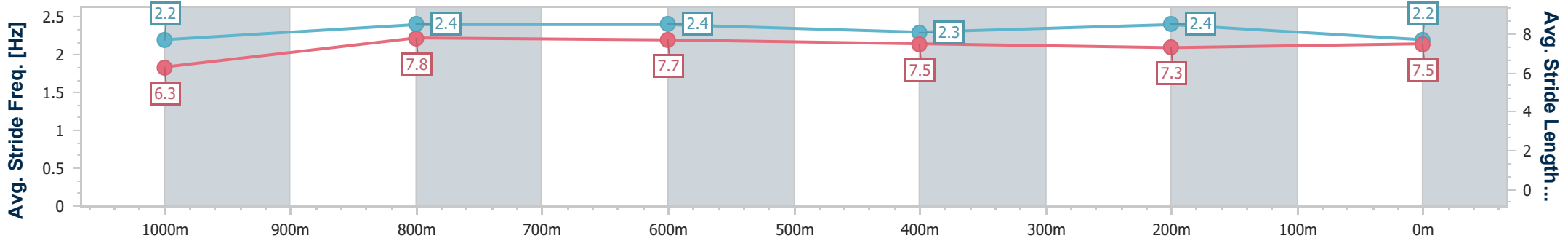
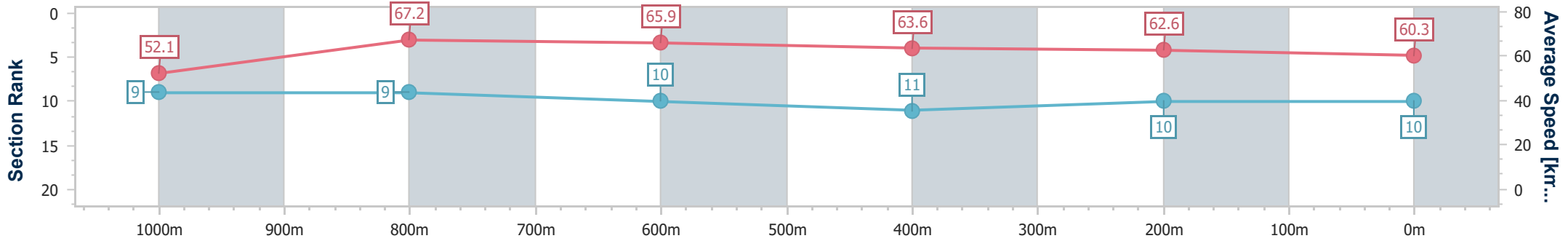
Horse/Jockey Name	Extensive
Final Rank	10
Fastest Section Time (Section)	0:10.69 (1000m)
Top Speed [km/h] (Section)	67.9 (1000m)
Race State	Finished



Ipswich QLD Professional  
 Race 9: IMPERIAL RACING BENCHMARK 70 Handicap - 1200m  
 15 January 2025 - 17:50  
 Track Rating: Good 4, Weather: Fine, Rail Position: +6m Entire



Section	Overall	1000m	800m	600m	400m	200m
Section Times	1:10.22 [10] (0:13.85)	0:56.37 [9] (0:10.69)	0:45.68 [9] (0:10.94)	0:34.74 [10] (0:11.34)	0:23.40 [11] (0:11.43)	0:11.97 [10] (0:11.97)
Average Speed [km/h]	52.1	67.2	65.9	63.6	62.6	60.3
Top Speed [km/h]	66.1	67.9	67.7	65.4	64.7	62.3
Avg. Dist. to Rail [m]	1.0	0.7	0.2	0.4	1.4	1.5
Avg. Stride Freq. [Hz]	2.2	2.4	2.4	2.3	2.4	2.2
Avg. Stride Length [m]	6.3	7.8	7.7	7.5	7.3	7.5



- [ ] Ranking at each section and finish
- .-.- No data available at this section
- NA No data available



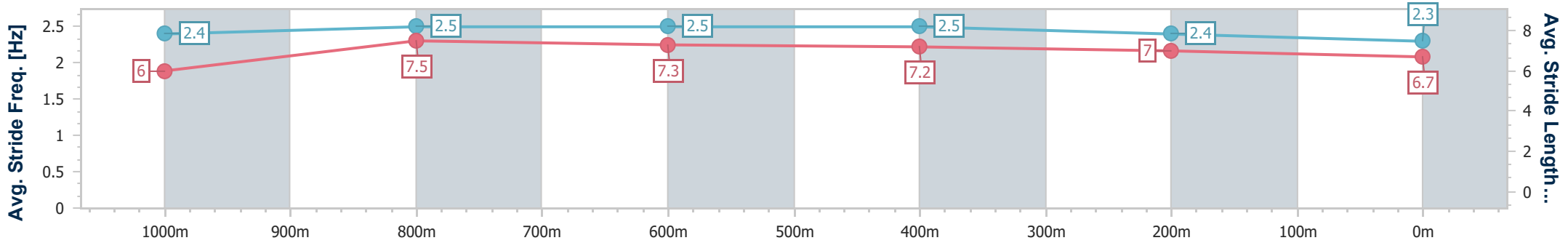
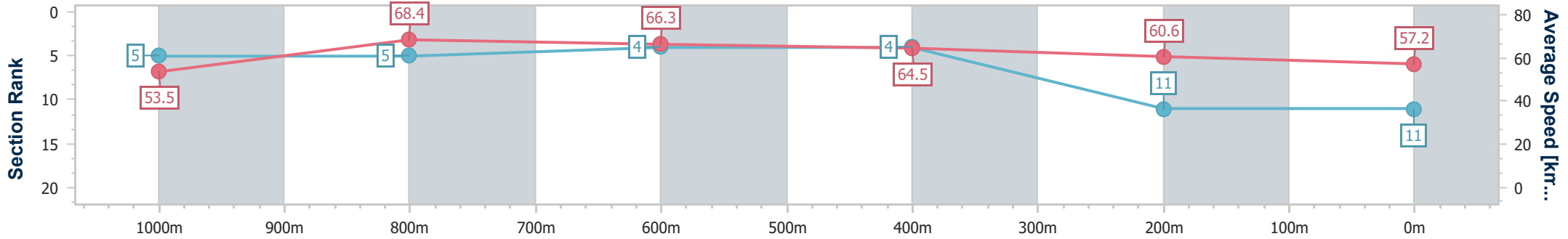
Horse/Jockey Name	Inlanda
Final Rank	11
Fastest Section Time (Section)	0:10.56 (1000m)
Top Speed [km/h] (Section)	69.2 (1000m)
Race State	Finished



Ipswich QLD Professional  
 Race 9: IMPERIAL RACING BENCHMARK 70 Handicap - 1200m  
 15 January 2025 - 17:50  
 Track Rating: Good 4, Weather: Fine, Rail Position: +6m Entire



Section	Overall	1000m	800m	600m	400m	200m
Section Times	1:10.87 [11] (0:13.44)	0:57.43 [5] (0:10.56)	0:46.87 [5] (0:10.87)	0:36.00 [4] (0:11.30)	0:24.70 [4] (0:12.11)	0:12.59 [11] (0:12.59)
Average Speed [km/h]	53.5	68.4	66.3	64.5	60.6	57.2
Top Speed [km/h]	68.4	69.2	68.1	66.2	62.3	58.7
Avg. Dist. to Rail [m]	2.2	0.6	1.1	2.9	4.8	6.6
Avg. Stride Freq. [Hz]	2.4	2.5	2.5	2.5	2.4	2.3
Avg. Stride Length [m]	6.0	7.5	7.3	7.2	7.0	6.7



- [ ] Ranking at each section and finish
- .-.- No data available at this section
- NA No data available