



**Sunshine Coast Poly Track QLD Professional**  
**Race 6: KEVLACAT POWER BOATS AUSTRALIA OPEN Handicap - 1000m**  
**12 January 2025 - 15:24**



Track Rating: Synthetic, Weather: Overcast, Rail Position: True

Section		Overall	800m	600m	400m	200m	Last 600m					
Field Times		0:57.81 (0:13.25)	0:44.56 (0:10.85)	0:33.71 (0:11.08)	0:22.63 (0:10.93)	0:11.70 (0:11.70)	0:33.71					
Rank	TAB Horse/Jockey	Barrier	Top Speed [km/h]	Fastest Section	Margin					Distance Travelled [m]		
1	11 HEARTONI Jace McMurray	8	67.7 400m	0:10.71 400m	0:57.81 [1] (0:13.59)	0:44.22 [3] (0:10.86)	0:33.36 [3] (0:11.05)	0:22.31 [3] (0:10.71)	0:11.60 [2] (0:11.60)	0:57.81	0:33.36	
2	3 MISHANI SNIPER Olivia Kendal	9	67.6 600m	0:10.89 400m	0:57.83 [2] (0:13.39)	0:44.44 [2] (0:10.90)	0:33.54 [2] (0:10.93)	0:22.61 [2] (0:10.89)	0:11.72 [1] (0:11.72)	0.1L	0:33.54	-4
3	9 LA AMIGO Mark Du Plessis	11	67.9 800m	0:10.85 800m	0:58.41 [3] (0:13.25)	0:45.16 [1] (0:10.85)	0:34.31 [1] (0:11.08)	0:23.23 [1] (0:11.08)	0:12.15 [3] (0:12.15)	3.4L	0:34.31	+4

Scratched: Hardware Lane (#4), Reliable Ruby (#7), Stanislaus (#12), Luvin' Our Grace (#13), Kote (#8), At Witz End (#1), Sinawann (#2), Bring Me Kash (#5), Kingston's Here (#6), Light Of Boom (#10)

[ ] Ranking at each section and finish  
 -:-:-:- No data available at this section  
 NA No data available

SCN Saddle cloth number  
 DNF Did not finish  
 DNT Did not track



Horse/Jockey Name	Heartoni
Final Rank	1
Fastest Section Time (Section)	0:10.71 (400m)
Top Speed [km/h] (Section)	67.7 (400m)
Race State	Finished



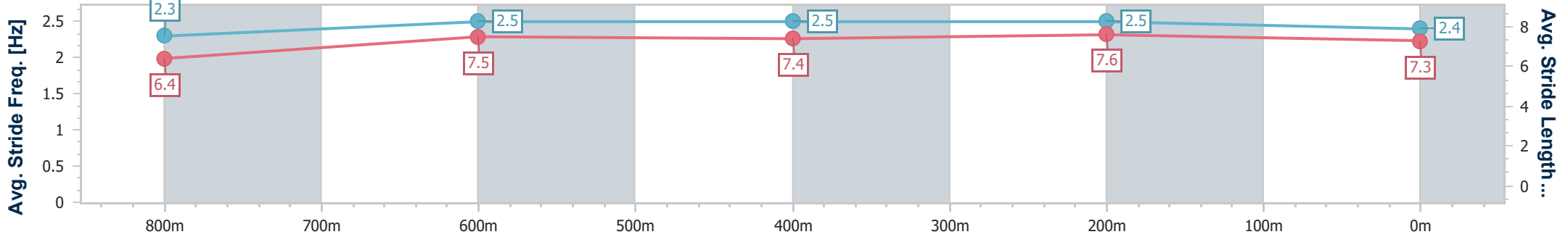
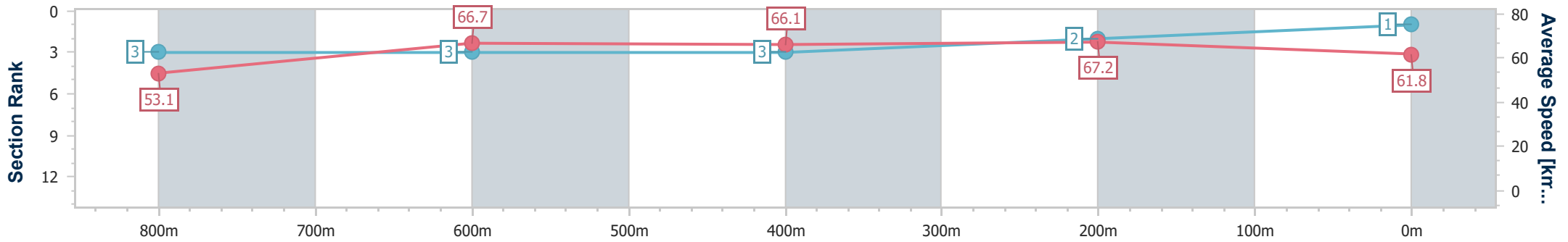
Sunshine Coast Poly Track QLD Professional  
Race 6: KEVLACAT POWER BOATS AUSTRALIA OPEN  
Handicap - 1000m



12 January 2025 - 15:24

Track Rating: Synthetic, Weather: Overcast, Rail Position: True

Section	Overall	800m	600m	400m	200m
Section Times	0:57.81 [1] (0:13.59)	0:44.22 [3] (0:10.86)	0:33.36 [3] (0:11.05)	0:22.31 [3] (0:10.71)	0:11.60 [2] (0:11.60)
Average Speed [km/h]	53.1	66.7	66.1	67.2	61.8
Top Speed [km/h]	66.7	67.5	67.5	67.7	66.2
Avg. Dist. to Rail [m]	0.4	1.1	2.1	3.3	5.3
Avg. Stride Freq. [Hz]	2.3	2.5	2.5	2.5	2.4
Avg. Stride Length [m]	6.4	7.5	7.4	7.6	7.3



- [ ] Ranking at each section and finish
- .-.- No data available at this section
- NA No data available



Horse/Jockey Name	Mishani Sniper
Final Rank	2
Fastest Section Time (Section)	0:10.89 (400m)
Top Speed [km/h] (Section)	67.6 (600m)
Race State	Finished



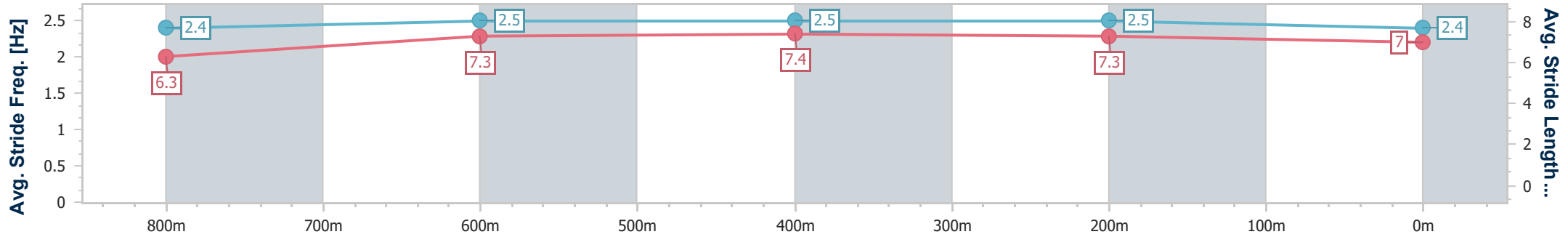
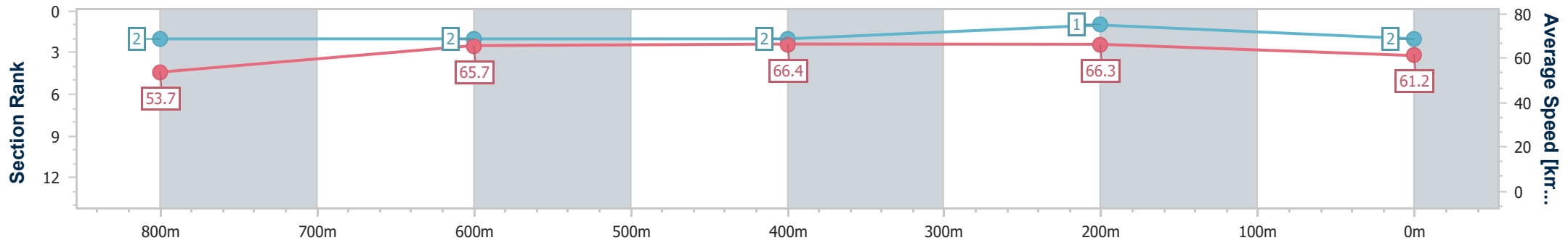
Sunshine Coast Poly Track QLD Professional  
Race 6: KEVLACAT POWER BOATS AUSTRALIA OPEN  
Handicap - 1000m



12 January 2025 - 15:24

Track Rating: Synthetic, Weather: Overcast, Rail Position: True

Section	Overall	800m	600m	400m	200m
Section Times	0:57.83 [2] (0:13.39)	0:44.44 [2] (0:10.90)	0:33.54 [2] (0:10.93)	0:22.61 [2] (0:10.89)	0:11.72 [1] (0:11.72)
Average Speed [km/h]	53.7	65.7	66.4	66.3	61.2
Top Speed [km/h]	64.9	66.8	67.6	67.1	64.7
Avg. Dist. to Rail [m]	1.1	0.6	1.1	2.5	3.3
Avg. Stride Freq. [Hz]	2.4	2.5	2.5	2.5	2.4
Avg. Stride Length [m]	6.3	7.3	7.4	7.3	7.0



- [ ] Ranking at each section and finish
- .-.- No data available at this section
- NA No data available



Horse/Jockey Name	La Amigo
Final Rank	3
Fastest Section Time (Section)	0:10.85 (800m)
Top Speed [km/h] (Section)	67.9 (800m)
Race State	Finished



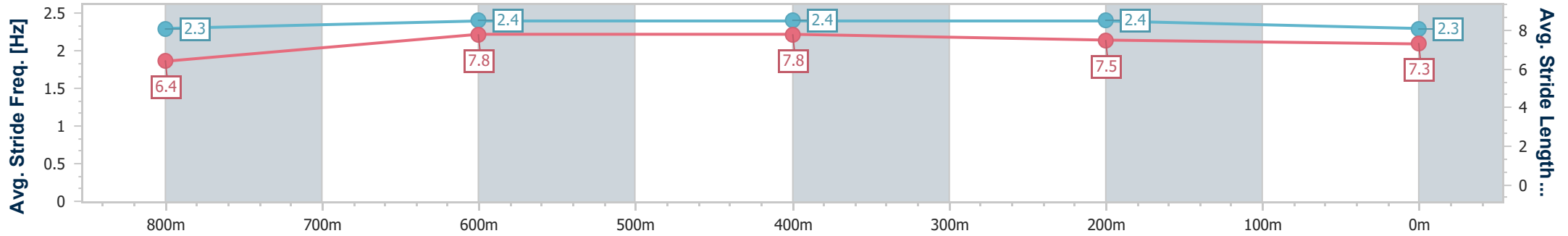
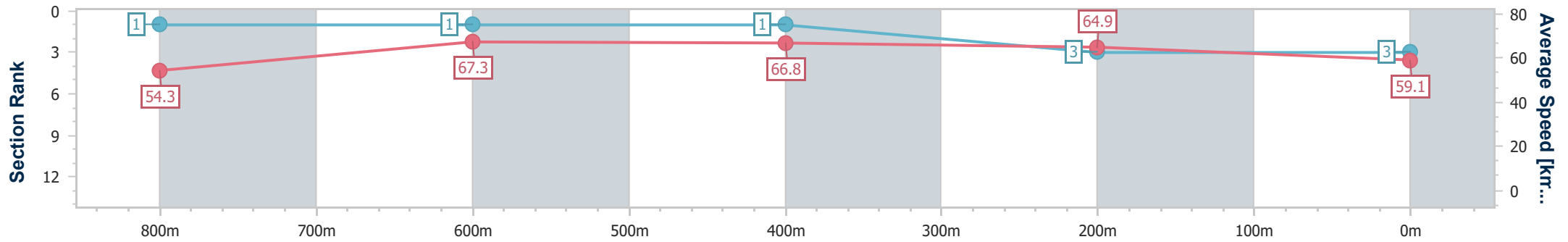
Sunshine Coast Poly Track QLD Professional  
 Race 6: KEVLACAT POWER BOATS AUSTRALIA OPEN  
 Handicap - 1000m



12 January 2025 - 15:24

Track Rating: Synthetic, Weather: Overcast, Rail Position: True

Section	Overall	800m	600m	400m	200m
Section Times	0:58.41 [3] (0:13.25)	0:45.16 [1] (0:10.85)	0:34.31 [1] (0:11.08)	0:23.23 [1] (0:11.08)	0:12.15 [3] (0:12.15)
Average Speed [km/h]	54.3	67.3	66.8	64.9	59.1
Top Speed [km/h]	66.7	67.9	67.7	67.0	63.3
Avg. Dist. to Rail [m]	1.2	1.8	3.9	4.5	5.4
Avg. Stride Freq. [Hz]	2.3	2.4	2.4	2.4	2.3
Avg. Stride Length [m]	6.4	7.8	7.8	7.5	7.3



- [ ] Ranking at each section and finish
- .-.- No data available at this section
- NA No data available