



# Sunshine Coast Poly Track QLD Professional

## Race 5: BARRIER REEF POOLS BENCHMARK 58 Handicap - 1600m



12 January 2025 - 14:50

Track Rating: Synthetic, Weather: Overcast, Rail Position: True

Section	Overall	1400m	1200m	1000m	800m	600m	400m	Last 600m						
Field Times	1:38.07 (0:13.61)	1:24.46 (0:11.64)	1:12.82 (0:12.42)	1:00.40 (0:12.57)	0:47.83 (0:12.78)	0:35.05 (0:11.69)	0:23.36 (0:11.56)	0:35.05						
Rank	TAB	Horse/Jockey	Barrier	Top Speed [km/h]	Fastest Section								Distance Travelled [m]	
1	3	HALF LISTENING Mark Du Plessis	10	65.3 400m	0:11.26 400m	1:38.07 [1] (0:14.15)	1:23.92 [5] (0:11.55)	1:12.37 [4] (0:12.46)	0:59.91 [3] (0:12.68)	0:47.23 [3] (0:12.45)	0:34.78 [4] (0:11.80)	0:22.98 [4] (0:11.26)	0:34.78	
2	5	PIREONTI Heidi Gillie	20	64.6 600m	0:11.28 400m	1:38.08 [2] (0:14.12)	1:23.96 [4] (0:11.76)	1:12.20 [5] (0:12.50)	0:59.70 [5] (0:12.55)	0:47.15 [4] (0:12.36)	0:34.79 [5] (0:11.83)	0:22.96 [5] (0:11.28)	0:34.79	+12
3	7	IMEZAAKI Brandon Lerena	21	65.1 400m	0:11.31 400m	1:38.29 [3] (0:14.34)	1:23.95 [6] (0:11.83)	1:12.12 [6] (0:12.46)	0:59.66 [6] (0:12.66)	0:47.00 [7] (0:12.20)	0:34.80 [7] (0:11.97)	0:22.83 [6] (0:11.31)	0:34.80	+6
4	17	UCELLE Jake Bayliss	4	65.7 Overall	0:11.57 400m	1:38.40 [4] (0:13.61)	1:24.79 [1] (0:11.64)	1:13.15 [1] (0:12.42)	1:00.73 [1] (0:12.57)	0:48.16 [1] (0:12.78)	0:35.38 [1] (0:11.70)	0:23.68 [2] (0:11.57)	0:35.38	+0
5	6	WHO ORDERED DAFISH Justin Huxtable	9	65.5 600m	0:11.56 400m	1:38.59 [5] (0:13.94)	1:24.65 [3] (0:11.73)	1:12.92 [3] (0:12.66)	1:00.26 [4] (0:12.66)	0:47.60 [5] (0:12.10)	0:35.50 [3] (0:11.62)	0:23.88 [1] (0:11.56)	0:35.50	+4
6	13	APPELLANT Nikita Beriman	11	65.4 Overall	0:11.64 400m	1:38.67 [6] (0:13.68)	1:24.99 [2] (0:11.76)	1:13.23 [2] (0:12.64)	1:00.59 [2] (0:12.68)	0:47.91 [2] (0:12.33)	0:35.58 [2] (0:11.88)	0:23.70 [3] (0:11.64)	0:35.58	+2
7	16	JAC THE GREAT Bailey Wheeler	15	63.7 1400m	0:11.65 1400m	1:41.60 [7] (0:14.53)	1:27.07 [7] (0:11.65)	1:15.42 [7] (0:12.57)	1:02.85 [7] (0:12.51)	0:50.34 [6] (0:12.17)	0:38.17 [6] (0:12.05)	0:26.12 [7] (0:11.67)	0:38.17	+10

Scratched: Highland Hill (#1), Better Yet (#2), Koolatah (#4), Tokyo Bandit (#8), Able Seaman (#9), Tuqiri (#10), Black Opium (#11), Lasqueti Boom (#21), Sunbeam Legend (#14), Mikki Eight (#20), Migratory (

[ ] Ranking at each section and finish  
 -:-:- No data available at this section  
 NA No data available

SCN Saddle cloth number  
 DNF Did not finish  
 DNT Did not track



**Sunshine Coast Poly Track QLD Professional**  
**Race 5: BARRIER REEF POOLS BENCHMARK 58 Handicap - 1600m**  
 12 January 2025 - 14:50



Track Rating: Synthetic, Weather: Overcast, Rail Position: True

Section				200m				Last 600m	
Field Times				0:11.80 (0:11.80)				0:35.05	
Rank	TAB	Horse/Jockey	Barrier	Top Speed [km/h]	Fastest Section	Margin			Distance Travelled [m]
1	3	<b>HALF LISTENING</b> Mark Du Plessis	10	65.3 400m	0:11.26 400m	0:11.72 [3] (0:11.72)	1:38.07		0:34.78
2	5	<b>PIREONTI</b> Heidi Gillie	20	64.6 600m	0:11.28 400m	0:11.68 [4] (0:11.68)	0.1L		0:34.79 +12
3	7	<b>IMEZAAKI</b> Brandon Lerena	21	65.1 400m	0:11.31 400m	0:11.52 [6] (0:11.52)	1.1L		0:34.80 +6
4	17	<b>UCELLE</b> Jake Bayliss	4	65.7 Overall	0:11.57 400m	0:12.11 [2] (0:12.11)	1.6L		0:35.38 +0
5	6	<b>WHO ORDERED DAFISH</b> Justin Huxtable	9	65.5 600m	0:11.56 400m	0:12.32 [1] (0:12.32)	2.6L		0:35.50 +4
6	13	<b>APPELLANT</b> Nikita Beriman	11	65.4 Overall	0:11.64 400m	0:12.06 [5] (0:12.06)	3L		0:35.58 +2
7	16	<b>JAC THE GREAT</b> Bailey Wheeler	15	63.7 1400m	0:11.65 1400m	0:14.45 [7] (0:14.45)	20L		0:38.17 +10

Scratched: Highland Hill (#1), Better Yet (#2), Koolatah (#4), Tokyo Bandit (#8), Able Seaman (#9), Tuqiri (#10), Black Opium (#11), Lasqueti Boom (#21), Sunbeam Legend (#14), Mikki Eight (#20), Migratory (



Horse/Jockey Name	Half Listening
Final Rank	1
Fastest Section Time (Section)	0:11.26 (400m)
Top Speed [km/h] (Section)	65.3 (400m)
Race State	Finished



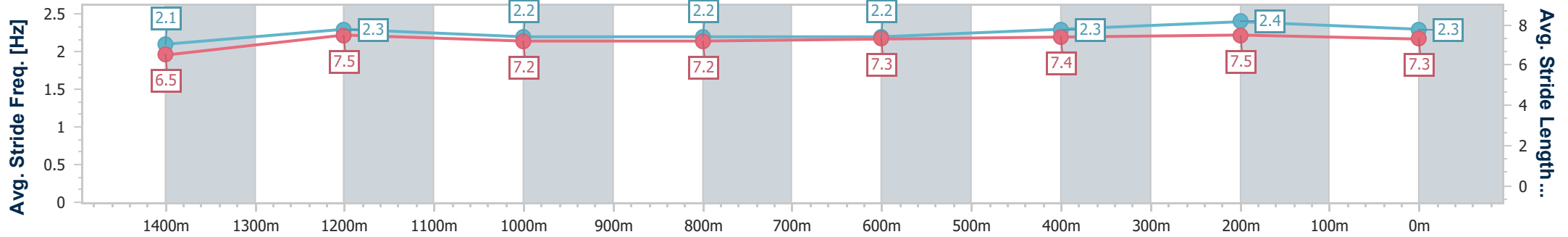
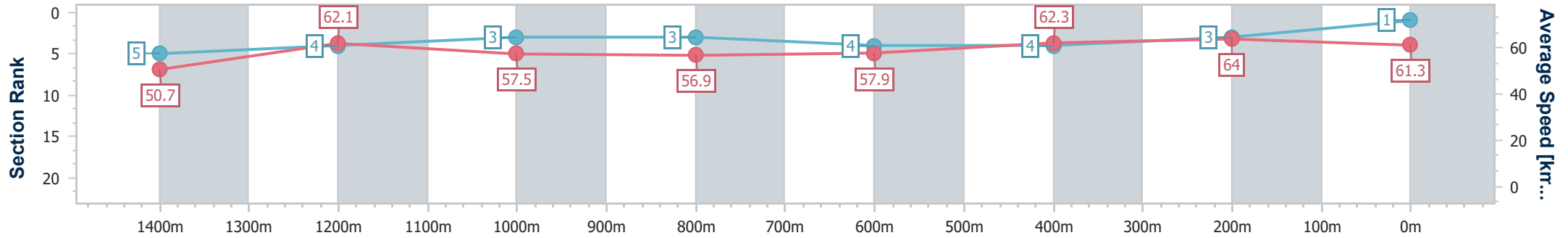
Sunshine Coast Poly Track QLD Professional  
Race 5: BARRIER REEF POOLS BENCHMARK 58 Handicap - 1600m



12 January 2025 - 14:50

Track Rating: Synthetic, Weather: Overcast, Rail Position: True

Section	Overall	1400m	1200m	1000m	800m	600m	400m	200m
Section Times	1:38.07 [1] (0:14.15)	1:23.92 [5] (0:11.55)	1:12.37 [4] (0:12.46)	0:59.91 [3] (0:12.68)	0:47.23 [3] (0:12.45)	0:34.78 [4] (0:11.80)	0:22.98 [4] (0:11.26)	0:11.72 [3] (0:11.72)
Average Speed [km/h]	50.7	62.1	57.5	56.9	57.9	62.3	64.0	61.3
Top Speed [km/h]	63.3	63.5	60.6	57.7	59.4	64.0	65.3	62.9
Avg. Dist. to Rail [m]	1.9	1.6	0.6	0.4	0.3	3.1	6.4	8.3
Avg. Stride Freq. [Hz]	2.1	2.3	2.2	2.2	2.2	2.3	2.4	2.3
Avg. Stride Length [m]	6.5	7.5	7.2	7.2	7.3	7.4	7.5	7.3



- [ ] Ranking at each section and finish
- .-.- No data available at this section
- NA No data available



Horse/Jockey Name	Pireonti
Final Rank	2
Fastest Section Time (Section)	0:11.28 (400m)
Top Speed [km/h] (Section)	64.6 (600m)
Race State	Finished



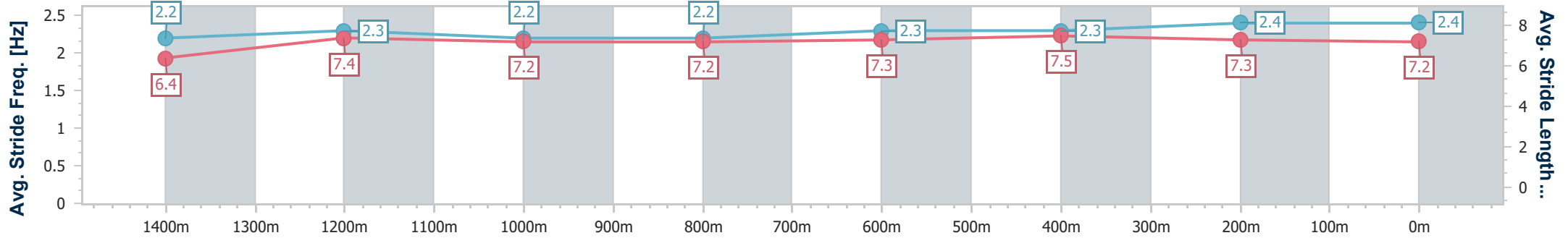
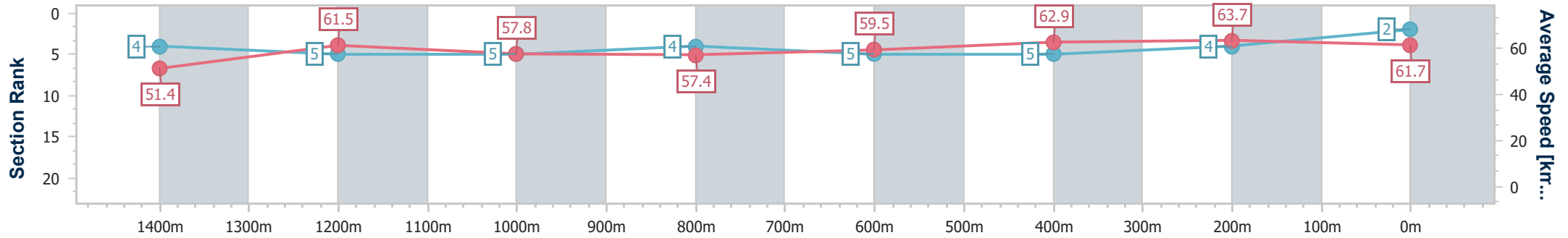
Sunshine Coast Poly Track QLD Professional  
 Race 5: BARRIER REEF POOLS BENCHMARK 58 Handicap - 1600m



12 January 2025 - 14:50

Track Rating: Synthetic, Weather: Overcast, Rail Position: True

Section	Overall	1400m	1200m	1000m	800m	600m	400m	200m
Section Times	1:38.08 [2] (0:14.12)	1:23.96 [4] (0:11.76)	1:12.20 [5] (0:12.50)	0:59.70 [5] (0:12.55)	0:47.15 [4] (0:12.36)	0:34.79 [5] (0:11.83)	0:22.96 [5] (0:11.28)	0:11.68 [4] (0:11.68)
Average Speed [km/h]	51.4	61.5	57.8	57.4	59.5	62.9	63.7	61.7
Top Speed [km/h]	63.9	63.5	60.9	58.6	62.0	64.6	64.5	62.9
Avg. Dist. to Rail [m]	4.0	0.7	1.8	2.2	3.0	4.9	7.1	8.9
Avg. Stride Freq. [Hz]	2.2	2.3	2.2	2.2	2.3	2.3	2.4	2.4
Avg. Stride Length [m]	6.4	7.4	7.2	7.2	7.3	7.5	7.3	7.2



- [ ] Ranking at each section and finish
- .-.- No data available at this section
- NA No data available



Horse/Jockey Name	Imezaaki
Final Rank	3
Fastest Section Time (Section)	0:11.31 (400m)
Top Speed [km/h] (Section)	65.1 (400m)
Race State	Finished



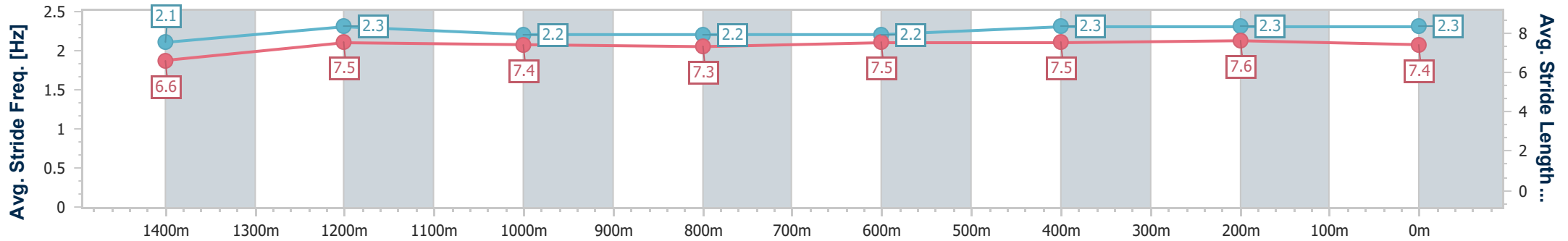
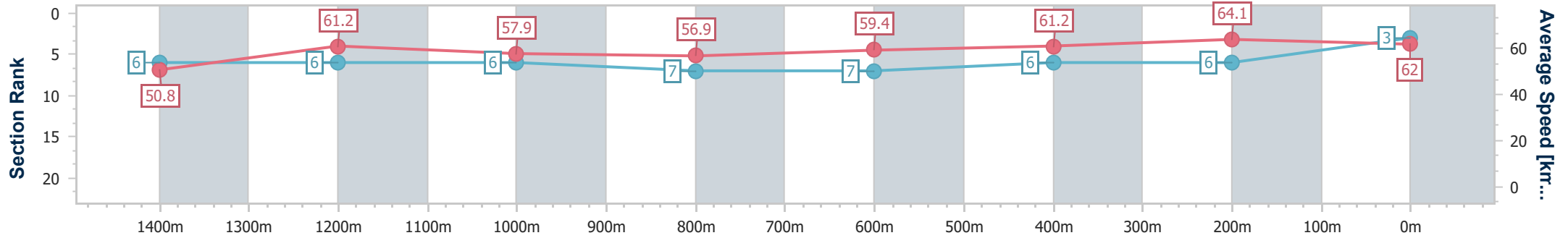
Sunshine Coast Poly Track QLD Professional  
Race 5: BARRIER REEF POOLS BENCHMARK 58 Handicap - 1600m



12 January 2025 - 14:50

Track Rating: Synthetic, Weather: Overcast, Rail Position: True

Section	Overall	1400m	1200m	1000m	800m	600m	400m	200m
Section Times	1:38.29 [3] (0:14.34)	1:23.95 [6] (0:11.83)	1:12.12 [6] (0:12.46)	0:59.66 [6] (0:12.66)	0:47.00 [7] (0:12.20)	0:34.80 [7] (0:11.97)	0:22.83 [6] (0:11.31)	0:11.52 [6] (0:11.52)
Average Speed [km/h]	50.8	61.2	57.9	56.9	59.4	61.2	64.1	62.0
Top Speed [km/h]	62.3	63.3	60.3	57.6	61.0	63.4	65.1	64.2
Avg. Dist. to Rail [m]	5.4	1.2	1.2	1.2	1.1	2.7	9.1	12.4
Avg. Stride Freq. [Hz]	2.1	2.3	2.2	2.2	2.2	2.3	2.3	2.3
Avg. Stride Length [m]	6.6	7.5	7.4	7.3	7.5	7.5	7.6	7.4



- [ ] Ranking at each section and finish
- .-.- No data available at this section
- NA No data available



Horse/Jockey Name	Ucelle
Final Rank	4
Fastest Section Time (Section)	0:11.57 (400m)
Top Speed [km/h] (Section)	65.7 (Overall)
Race State	Finished



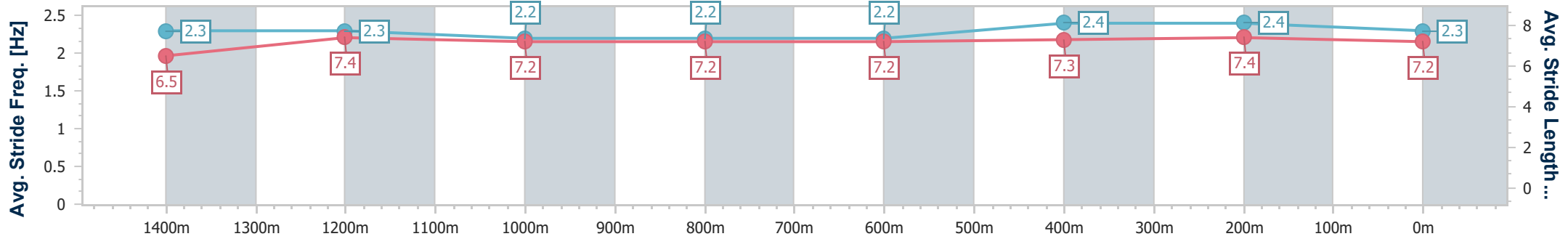
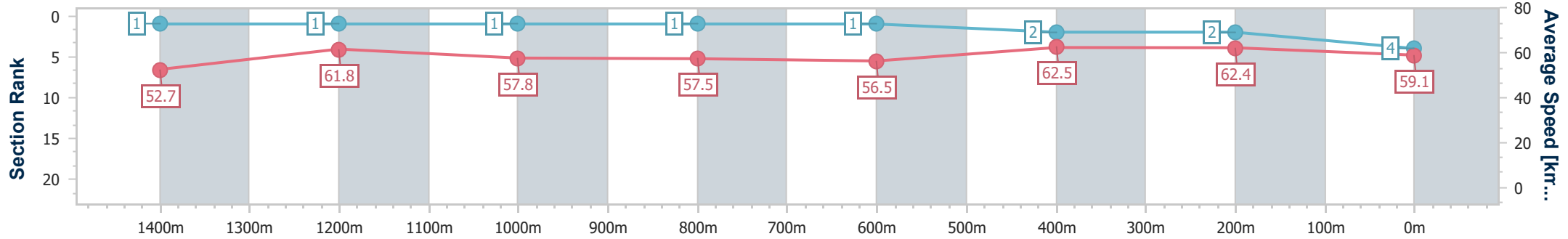
Sunshine Coast Poly Track QLD Professional  
Race 5: BARRIER REEF POOLS BENCHMARK 58 Handicap - 1600m



12 January 2025 - 14:50

Track Rating: Synthetic, Weather: Overcast, Rail Position: True

Section	Overall	1400m	1200m	1000m	800m	600m	400m	200m
Section Times	1:38.40 [4] (0:13.61)	1:24.79 [1] (0:11.64)	1:13.15 [1] (0:12.42)	1:00.73 [1] (0:12.57)	0:48.16 [1] (0:12.78)	0:35.38 [1] (0:11.70)	0:23.68 [2] (0:11.57)	0:12.11 [2] (0:12.11)
Average Speed [km/h]	52.7	61.8	57.8	57.5	56.5	62.5	62.4	59.1
Top Speed [km/h]	65.7	64.2	58.8	58.2	59.7	63.4	63.0	61.0
Avg. Dist. to Rail [m]	1.1	0.4	0.4	0.6	0.7	2.1	3.9	6.1
Avg. Stride Freq. [Hz]	2.3	2.3	2.2	2.2	2.2	2.4	2.4	2.3
Avg. Stride Length [m]	6.5	7.4	7.2	7.2	7.2	7.3	7.4	7.2



- [ ] Ranking at each section and finish
- .-.- No data available at this section
- NA No data available



Horse/Jockey Name	Who Ordered Dafish
Final Rank	5
Fastest Section Time (Section)	0:11.56 (400m)
Top Speed [km/h] (Section)	65.5 (600m)
Race State	Finished



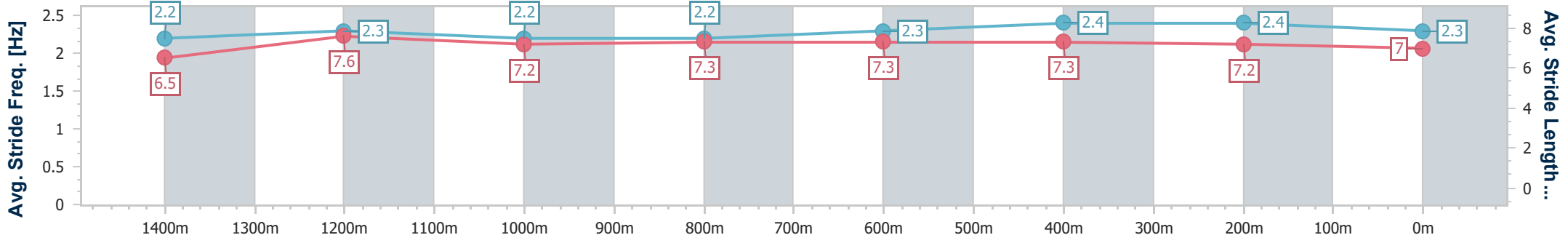
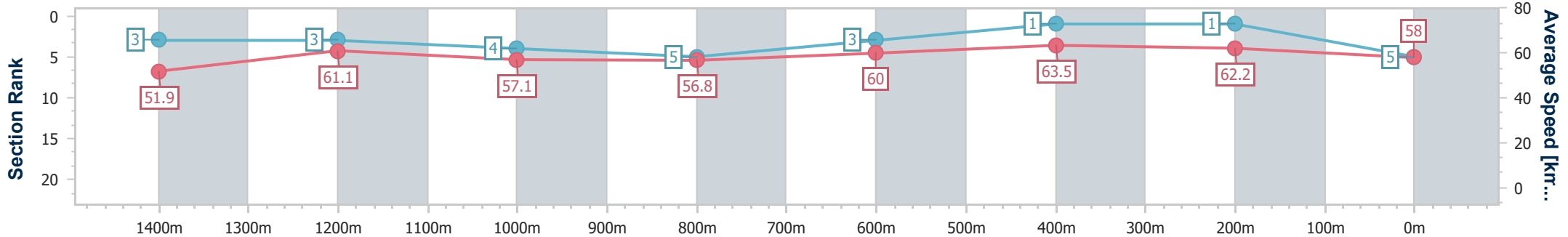
Sunshine Coast Poly Track QLD Professional  
Race 5: BARRIER REEF POOLS BENCHMARK 58 Handicap - 1600m



12 January 2025 - 14:50

Track Rating: Synthetic, Weather: Overcast, Rail Position: True

Section	Overall	1400m	1200m	1000m	800m	600m	400m	200m					
Section Times	1:38.59 [5] (0:13.94)	1:24.65 [3] (0:11.73)	1:12.92 [3] (0:12.66)	1:00.26 [4] (0:12.66)	0:47.60 [5] (0:12.10)	0:35.50 [3] (0:11.62)	0:23.88 [1] (0:11.56)	0:12.32 [1] (0:12.32)					
Average Speed [km/h]	51.9	61.1	57.1	56.8	60.0	63.5	62.2	58.0					
Top Speed [km/h]	63.3	63.3	59.2	57.4	61.9	65.5	63.8	60.6					
Avg. Dist. to Rail [m]	1.4	0.4	0.9	1.0	1.3	3.1	6.4	8.5					
Avg. Stride Freq. [Hz]	2.2	2.3	2.2	2.2	2.3	2.4	2.4	2.3					
Avg. Stride Length [m]	6.5	7.6	7.2	7.3	7.3	7.3	7.2	7.0					



- [ ] Ranking at each section and finish
- .-.- No data available at this section
- NA No data available



Horse/Jockey Name	Appellant
Final Rank	6
Fastest Section Time (Section)	0:11.64 (400m)
Top Speed [km/h] (Section)	65.4 (Overall)
Race State	Finished



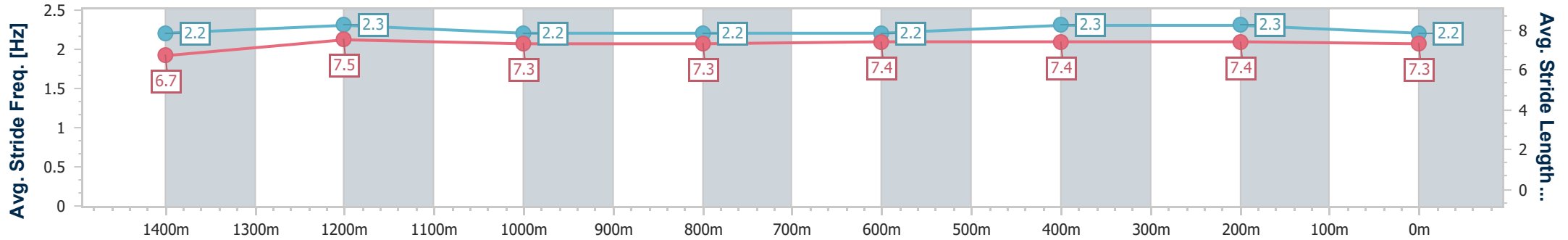
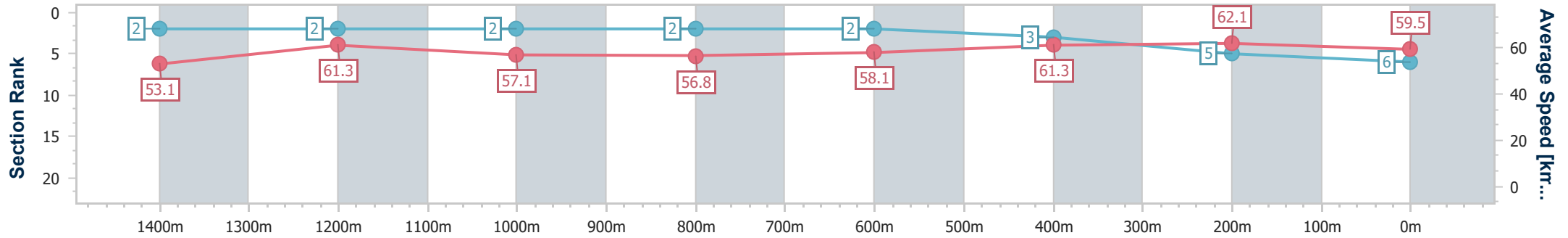
Sunshine Coast Poly Track QLD Professional  
Race 5: BARRIER REEF POOLS BENCHMARK 58 Handicap - 1600m



12 January 2025 - 14:50

Track Rating: Synthetic, Weather: Overcast, Rail Position: True

Section	Overall	1400m	1200m	1000m	800m	600m	400m	200m						
Section Times	1:38.67 [6] (0:13.68)	1:24.99 [2] (0:11.76)	1:13.23 [2] (0:12.64)	1:00.59 [2] (0:12.68)	0:47.91 [2] (0:12.33)	0:35.58 [2] (0:11.88)	0:23.70 [3] (0:11.64)	0:12.06 [5] (0:12.06)						
Average Speed [km/h]	53.1	61.3	57.1	56.8	58.1	61.3	62.1	59.5						
Top Speed [km/h]	65.4	63.8	58.7	57.2	60.8	62.1	63.5	61.8						
Avg. Dist. to Rail [m]	3.8	1.1	1.1	0.9	0.4	1.7	4.3	5.1						
Avg. Stride Freq. [Hz]	2.2	2.3	2.2	2.2	2.2	2.3	2.3	2.2						
Avg. Stride Length [m]	6.7	7.5	7.3	7.3	7.4	7.4	7.4	7.3						



- [ ] Ranking at each section and finish
- .-.- No data available at this section
- NA No data available





Horse/Jockey Name	Jac The Great
Final Rank	7
Fastest Section Time (Section)	0:11.65 (1400m)
Top Speed [km/h] (Section)	63.7 (1400m)
Race State	Finished



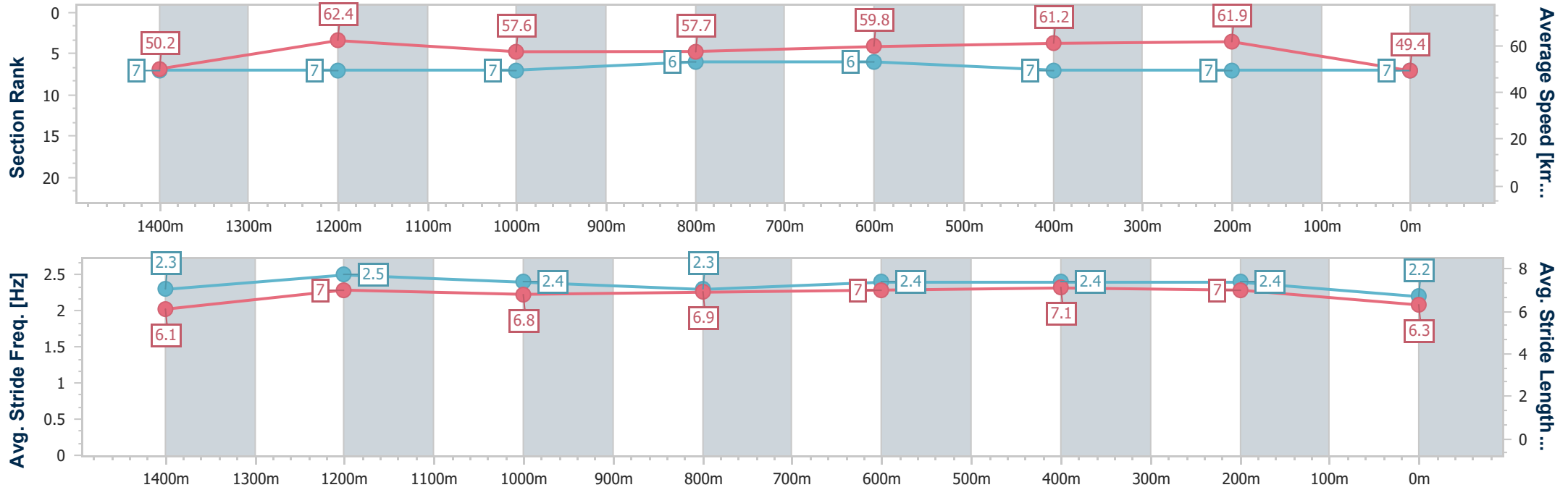
Sunshine Coast Poly Track QLD Professional  
Race 5: BARRIER REEF POOLS BENCHMARK 58 Handicap - 1600m



12 January 2025 - 14:50

Track Rating: Synthetic, Weather: Overcast, Rail Position: True

Section	Overall	1400m	1200m	1000m	800m	600m	400m	200m						
Section Times	1:41.60 [7] (0:14.53)	1:27.07 [7] (0:11.65)	1:15.42 [7] (0:12.57)	1:02.85 [7] (0:12.51)	0:50.34 [6] (0:12.17)	0:38.17 [6] (0:12.05)	0:26.12 [7] (0:11.67)	0:14.45 [7] (0:14.45)						
Average Speed [km/h]	50.2	62.4	57.6	57.7	59.8	61.2	61.9	49.4						
Top Speed [km/h]	62.4	63.7	61.0	58.8	61.7	62.4	63.2	59.1						
Avg. Dist. to Rail [m]	3.5	3.8	3.0	2.2	2.0	3.6	9.7	9.2						
Avg. Stride Freq. [Hz]	2.3	2.5	2.4	2.3	2.4	2.4	2.4	2.2						
Avg. Stride Length [m]	6.1	7.0	6.8	6.9	7.0	7.1	7.0	6.3						



- [ ] Ranking at each section and finish
- .-.- No data available at this section
- NA No data available