



**Sunshine Coast Poly Track QLD Professional**  
**Race 4: MARTIN COLLINS AUSTRALIA BENCHMARK 68 Handicap - 1600m**  
**12 January 2025 - 14:09**



Track Rating: Synthetic, Weather: Overcast, Rail Position: True

Section		Overall	1400m	1200m	1000m	800m	600m	400m	Last 600m				
Field Times		1:37.81 (0:14.15)	1:23.66 (0:11.81)	1:11.85 (0:12.20)	0:59.65 (0:12.04)	0:47.61 (0:12.01)	0:35.60 (0:11.97)	0:23.63 (0:11.68)	0:35.60				
Rank	TAB Horse/Jockey	Barrier	Top Speed [km/h]	Fastest Section									Distance Travelled [m]
1	11 <b>OUTBURST</b> Emily Lang	1	63.4 400m	0:11.51 400m	1:37.81 [1] (0:14.44)	1:23.37 [5] (0:11.89)	1:11.48 [5] (0:12.27)	0:59.21 [5] (0:11.93)	0:47.28 [5] (0:12.16)	0:35.12 [5] (0:11.93)	0:23.19 [4] (0:11.51)	0:35.12	
2	16 <b>SEERESS</b> Bailey Wheeler	4	62.8 400m	0:11.58 400m	1:37.90 [2] (0:14.19)	1:23.71 [2] (0:11.97)	1:11.74 [2] (0:12.16)	0:59.58 [2] (0:12.05)	0:47.53 [3] (0:12.18)	0:35.35 [3] (0:11.89)	0:23.46 [3] (0:11.58)	0:35.35	-5
3	14 <b>ICHIBAN</b> James Orman	5	62.9 400m	0:11.56 400m	1:37.97 [3] (0:14.33)	1:23.64 [3] (0:11.88)	1:11.76 [4] (0:12.20)	0:59.56 [3] (0:11.92)	0:47.64 [2] (0:12.04)	0:35.60 [2] (0:11.93)	0:23.67 [2] (0:11.56)	0:35.60	+0
4	6 <b>DISPUTED RIVER</b> Jace McMurray	13	62.8 Overall	0:11.74 400m	1:38.01 [4] (0:14.15)	1:23.86 [1] (0:11.81)	1:12.05 [1] (0:12.20)	0:59.85 [1] (0:12.04)	0:47.81 [1] (0:12.01)	0:35.80 [1] (0:11.97)	0:23.83 [1] (0:11.74)	0:35.80	+0
5	3 <b>TAPPY'S LAD</b> Paul Hamblin	6	62.2 1400m	0:11.84 1400m	1:38.89 [5] (0:14.36)	1:24.53 [4] (0:11.84)	1:12.69 [3] (0:12.23)	1:00.46 [4] (0:12.04)	0:48.42 [4] (0:12.19)	0:36.23 [4] (0:12.23)	0:24.00 [5] (0:11.91)	0:36.23	+4

Scratched: Applications (#1), New Maher (#2), Original Glaze (#7), Highland Hill (#8), Bella Tivaci (#12), Smooth Torque (#13), Devocean (#15), Zaher (#9), Tropic Sands (#4), Thesecondatportsea (#5), Divaka

[ ] Ranking at each section and finish  
 -:-:- No data available at this section  
 NA No data available

SCN Saddle cloth number  
 DNF Did not finish  
 DNT Did not track



Sunshine Coast Poly Track QLD Professional  
Race 4: MARTIN COLLINS AUSTRALIA BENCHMARK 68 Handicap -  
1600m

12 January 2025 - 14:09



Track Rating: Synthetic, Weather: Overcast, Rail Position: True

Section				200m				Last 600m	
Field Times				0:11.95 (0:11.95)				0:35.60	
Rank	TAB	Horse/Jockey	Barrier	Top Speed [km/h]	Fastest Section	Margin			Distance Travelled [m]
1	11	<b>OUTBURST</b>	1	63.4	0:11.51	0:11.68 [4]	1:37.81		0:35.12
		Emily Lang		400m	400m	(0:11.68)			
2	16	<b>SEERESS</b>	4	62.8	0:11.58	0:11.88 [3]	0.4L		0:35.35
		Bailey Wheeler		400m	400m	(0:11.88)			-5
3	14	<b>ICHIBAN</b>	5	62.9	0:11.56	0:12.11 [1]	0.7L		0:35.60
		James Orman		400m	400m	(0:12.11)			+0
4	6	<b>DISPUTED RIVER</b>	13	62.8	0:11.74	0:12.09 [2]	0.9L		0:35.80
		Jace McMurray		Overall	400m	(0:12.09)			+0
5	3	<b>TAPPY'S LAD</b>	6	62.2	0:11.84	0:12.09 [5]	5.9L		0:36.23
		Paul Hamblin		1400m	1400m	(0:12.09)			+4

Scratched: Applications (#1), New Maher (#2), Original Glaze (#7), Highland Hill (#8), Bella Tivaci (#12), Smooth Torque (#13), Devocean (#15), Zaher (#9), Tropic Sands (#4), Thesecondatportsea (#5), Divaka



Horse/Jockey Name	Outburst
Final Rank	1
Fastest Section Time (Section)	0:11.51 (400m)
Top Speed [km/h] (Section)	63.4 (400m)
Race State	Finished



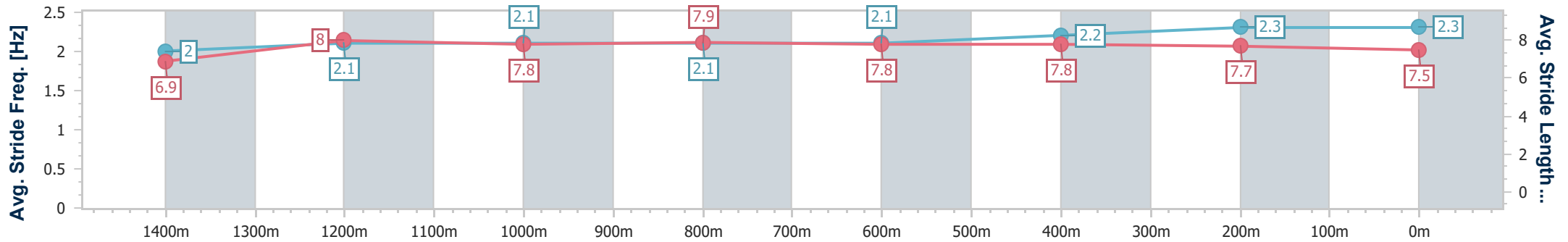
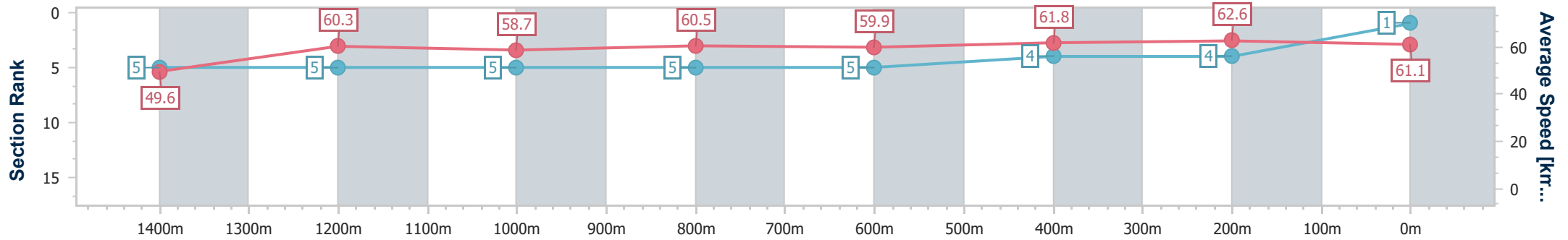
Sunshine Coast Poly Track QLD Professional  
 Race 4: MARTIN COLLINS AUSTRALIA BENCHMARK 68  
 Handicap - 1600m



12 January 2025 - 14:09

Track Rating: Synthetic, Weather: Overcast, Rail Position: True

Section	Overall	1400m	1200m	1000m	800m	600m	400m	200m
Section Times	1:37.81 [1] (0:14.44)	1:23.37 [5] (0:11.89)	1:11.48 [5] (0:12.27)	0:59.21 [5] (0:11.93)	0:47.28 [5] (0:12.16)	0:35.12 [5] (0:11.93)	0:23.19 [4] (0:11.51)	0:11.68 [4] (0:11.68)
Average Speed [km/h]	49.6	60.3	58.7	60.5	59.9	61.8	62.6	61.1
Top Speed [km/h]	60.4	60.9	60.0	61.4	61.0	62.5	63.4	62.7
Avg. Dist. to Rail [m]	1.1	0.8	0.7	1.2	1.8	3.4	6.4	6.7
Avg. Stride Freq. [Hz]	2.0	2.1	2.1	2.1	2.1	2.2	2.3	2.3
Avg. Stride Length [m]	6.9	8.0	7.8	7.9	7.8	7.8	7.7	7.5



- [ ] Ranking at each section and finish
- .-.- No data available at this section
- NA No data available



Horse/Jockey Name	Seeress
Final Rank	2
Fastest Section Time (Section)	0:11.58 (400m)
Top Speed [km/h] (Section)	62.8 (400m)
Race State	Finished



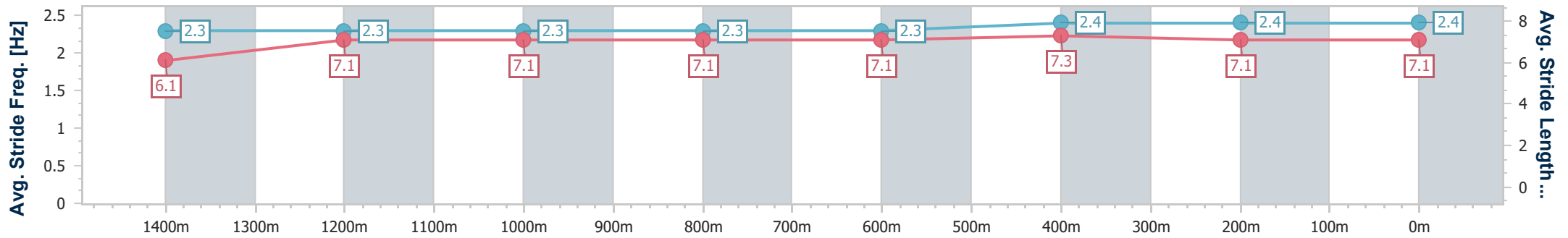
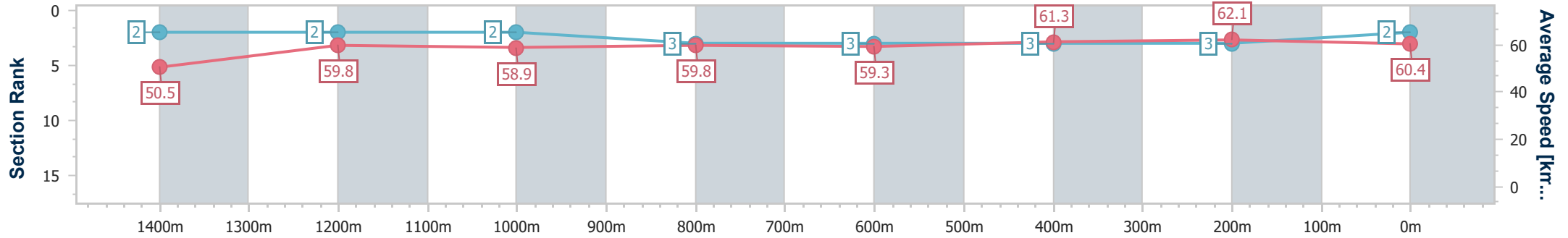
Sunshine Coast Poly Track QLD Professional  
 Race 4: MARTIN COLLINS AUSTRALIA BENCHMARK 68  
 Handicap - 1600m



12 January 2025 - 14:09

Track Rating: Synthetic, Weather: Overcast, Rail Position: True

Section	Overall	1400m	1200m	1000m	800m	600m	400m	200m
Section Times	1:37.90 [2] (0:14.19)	1:23.71 [2] (0:11.97)	1:11.74 [2] (0:12.16)	0:59.58 [2] (0:12.05)	0:47.53 [3] (0:12.18)	0:35.35 [3] (0:11.89)	0:23.46 [3] (0:11.58)	0:11.88 [3] (0:11.88)
Average Speed [km/h]	50.5	59.8	58.9	59.8	59.3	61.3	62.1	60.4
Top Speed [km/h]	61.2	61.2	59.9	60.3	60.2	62.4	62.8	62.1
Avg. Dist. to Rail [m]	2.1	1.7	0.7	0.3	0.6	1.7	2.2	2.9
Avg. Stride Freq. [Hz]	2.3	2.3	2.3	2.3	2.3	2.4	2.4	2.4
Avg. Stride Length [m]	6.1	7.1	7.1	7.1	7.1	7.3	7.1	7.1



- [ ] Ranking at each section and finish
- .-.- No data available at this section
- NA No data available



Horse/Jockey Name	Ichiban
Final Rank	3
Fastest Section Time (Section)	0:11.56 (400m)
Top Speed [km/h] (Section)	62.9 (400m)
Race State	Finished



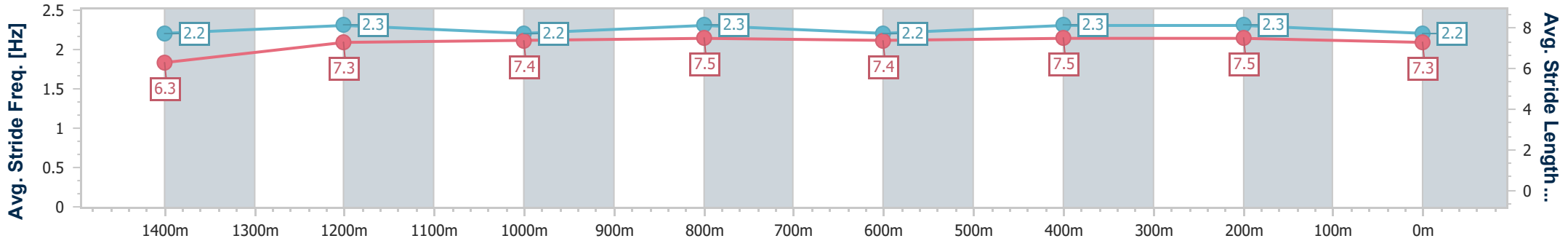
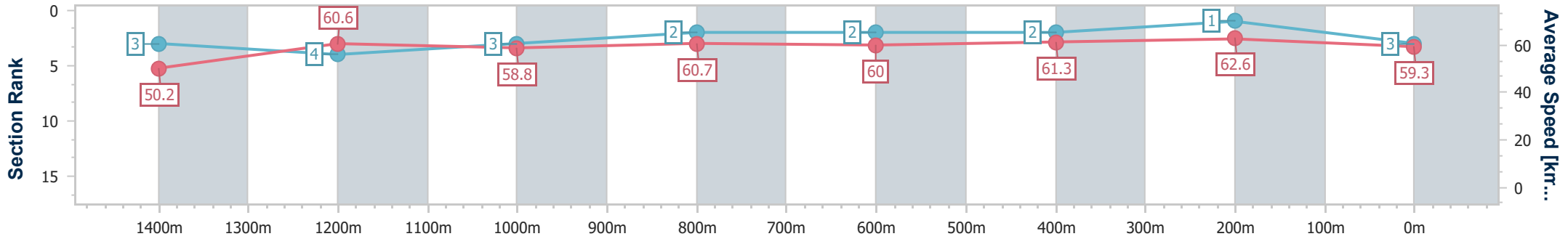
Sunshine Coast Poly Track QLD Professional  
Race 4: MARTIN COLLINS AUSTRALIA BENCHMARK 68  
Handicap - 1600m



12 January 2025 - 14:09

Track Rating: Synthetic, Weather: Overcast, Rail Position: True

Section	Overall	1400m	1200m	1000m	800m	600m	400m	200m
Section Times	1:37.97 [3] (0:14.33)	1:23.64 [3] (0:11.88)	1:11.76 [4] (0:12.20)	0:59.56 [3] (0:11.92)	0:47.64 [2] (0:12.04)	0:35.60 [2] (0:11.93)	0:23.67 [2] (0:11.56)	0:12.11 [1] (0:12.11)
Average Speed [km/h]	50.2	60.6	58.8	60.7	60.0	61.3	62.6	59.3
Top Speed [km/h]	62.1	62.6	60.0	61.3	61.1	62.3	62.9	61.3
Avg. Dist. to Rail [m]	2.1	0.5	0.7	1.6	1.1	2.1	3.6	4.4
Avg. Stride Freq. [Hz]	2.2	2.3	2.2	2.3	2.2	2.3	2.3	2.2
Avg. Stride Length [m]	6.3	7.3	7.4	7.5	7.4	7.5	7.5	7.3



- [ ] Ranking at each section and finish
- .-.- No data available at this section
- NA No data available



Horse/Jockey Name	Disputed River
Final Rank	4
Fastest Section Time (Section)	0:11.74 (400m)
Top Speed [km/h] (Section)	62.8 (Overall)
Race State	Finished



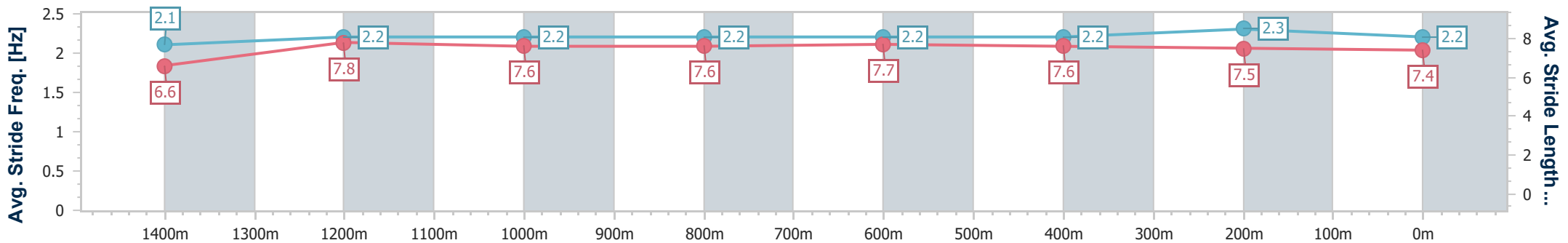
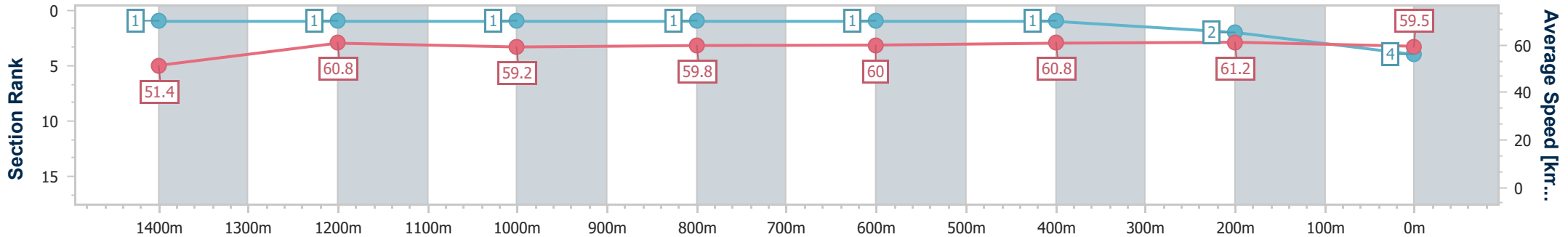
Sunshine Coast Poly Track QLD Professional  
Race 4: MARTIN COLLINS AUSTRALIA BENCHMARK 68  
Handicap - 1600m



12 January 2025 - 14:09

Track Rating: Synthetic, Weather: Overcast, Rail Position: True

Section	Overall	1400m	1200m	1000m	800m	600m	400m	200m						
Section Times	1:38.01 [4] (0:14.15)	1:23.86 [1] (0:11.81)	1:12.05 [1] (0:12.20)	0:59.85 [1] (0:12.04)	0:47.81 [1] (0:12.01)	0:35.80 [1] (0:11.97)	0:23.83 [1] (0:11.74)	0:12.09 [2] (0:12.09)						
Average Speed [km/h]	51.4	60.8	59.2	59.8	60.0	60.8	61.2	59.5						
Top Speed [km/h]	62.8	62.4	59.7	60.4	60.5	61.5	61.9	60.8						
Avg. Dist. to Rail [m]	4.7	0.6	0.4	0.5	0.2	1.6	3.0	3.6						
Avg. Stride Freq. [Hz]	2.1	2.2	2.2	2.2	2.2	2.2	2.3	2.2						
Avg. Stride Length [m]	6.6	7.8	7.6	7.6	7.7	7.6	7.5	7.4						



- [ ] Ranking at each section and finish
- .-.- No data available at this section
- NA No data available



Horse/Jockey Name	Tappy's Lad
Final Rank	5
Fastest Section Time (Section)	0:11.84 (1400m)
Top Speed [km/h] (Section)	62.2 (1400m)
Race State	Finished



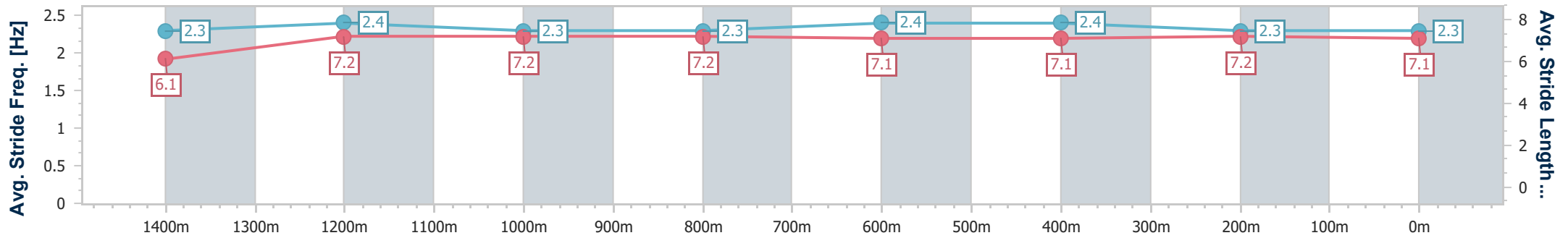
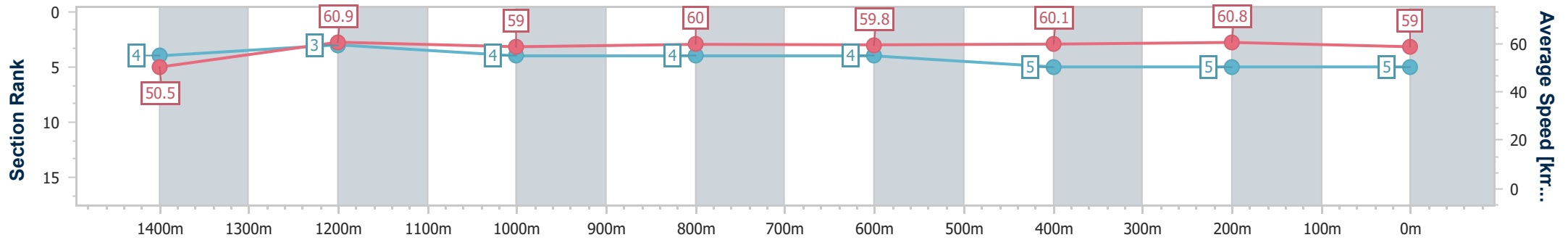
Sunshine Coast Poly Track QLD Professional  
 Race 4: MARTIN COLLINS AUSTRALIA BENCHMARK 68  
 Handicap - 1600m



12 January 2025 - 14:09

Track Rating: Synthetic, Weather: Overcast, Rail Position: True

Section	Overall	1400m	1200m	1000m	800m	600m	400m	200m
Section Times	1:38.89 [5] (0:14.36)	1:24.53 [4] (0:11.84)	1:12.69 [3] (0:12.23)	1:00.46 [4] (0:12.04)	0:48.42 [4] (0:12.19)	0:36.23 [4] (0:12.23)	0:24.00 [5] (0:11.91)	0:12.09 [5] (0:12.09)
Average Speed [km/h]	50.5	60.9	59.0	60.0	59.8	60.1	60.8	59.0
Top Speed [km/h]	61.6	62.2	60.3	60.9	60.7	61.2	61.1	60.5
Avg. Dist. to Rail [m]	3.4	1.3	1.7	2.0	1.9	3.2	6.2	6.0
Avg. Stride Freq. [Hz]	2.3	2.4	2.3	2.3	2.4	2.4	2.3	2.3
Avg. Stride Length [m]	6.1	7.2	7.2	7.2	7.1	7.1	7.2	7.1



- [ ] Ranking at each section and finish
- .-.- No data available at this section
- NA No data available