



Sunshine Coast Poly Track QLD Professional

Race 3: KENDRICK RACING Maiden Handicap - 1600m

12 January 2025 - 13:34



Track Rating: Synthetic, Weather: Overcast, Rail Position: True

Section		Overall	1400m	1200m	1000m	800m	600m	400m	Last 600m					
Field Times		1:38.34 (0:13.80)	1:24.54 (0:11.48)	1:13.06 (0:11.81)	1:01.25 (0:12.11)	0:49.14 (0:12.53)	0:36.61 (0:12.28)	0:24.33 (0:11.89)	0:36.61					
Rank	TAB Horse/Jockey	Barrier	Top Speed [km/h]	Fastest Section										Distance Travelled [m]
1	9 VREDEFORT Nikita Beriman	20	63.4 200m	0:11.59 1400m	1:38.34 [1] (0:14.28)	1:24.06 [6] (0:11.59)	1:12.47 [6] (0:12.03)	1:00.44 [7] (0:12.03)	0:48.41 [7] (0:12.49)	0:35.92 [7] (0:12.15)	0:23.77 [6] (0:11.61)	0:35.92		
2	13 WIMOWEH Michael Cahill	1	62.7 1400m	0:11.54 1400m	1:38.48 [2] (0:14.09)	1:24.39 [5] (0:11.54)	1:12.85 [5] (0:11.97)	1:00.88 [5] (0:11.99)	0:48.89 [5] (0:12.63)	0:36.26 [5] (0:12.24)	0:24.02 [3] (0:11.84)	0:36.26	+0	
3	11 DEEP DRIVE Angela Jones	5	64.0 Overall	0:11.48 1400m	1:38.52 [3] (0:13.80)	1:24.72 [1] (0:11.48)	1:13.24 [1] (0:11.96)	1:01.28 [2] (0:12.03)	0:49.25 [2] (0:12.55)	0:36.70 [2] (0:12.40)	0:24.30 [2] (0:11.94)	0:36.70	+5	
4	7 PREFER TO DANCE Ryan Curatolo	6	63.5 1400m	0:11.50 1400m	1:38.57 [4] (0:14.08)	1:24.49 [4] (0:11.50)	1:12.99 [4] (0:11.96)	1:01.03 [4] (0:11.99)	0:49.04 [4] (0:12.65)	0:36.39 [4] (0:12.32)	0:24.07 [5] (0:11.79)	0:36.39	+6	
5	3 FRENCH EMPIRE Ron Stewart	8	64.8 Overall	0:11.50 1400m	1:38.64 [5] (0:13.90)	1:24.74 [3] (0:11.50)	1:13.24 [3] (0:11.69)	1:01.55 [1] (0:12.11)	0:49.44 [1] (0:12.53)	0:36.91 [1] (0:12.28)	0:24.63 [1] (0:11.89)	0:36.91	+3	
6	12 HUMID Bailey Wheeler	2	63.3 1400m	0:11.47 1400m	1:38.94 [6] (0:13.88)	1:25.06 [2] (0:11.47)	1:13.59 [2] (0:11.99)	1:01.60 [3] (0:12.11)	0:49.49 [3] (0:12.61)	0:36.88 [3] (0:12.41)	0:24.47 [4] (0:11.80)	0:36.88	+1	
7	6 PARSIMONIOUS Jake Bayliss	9	64.2 1400m	0:11.31 1400m	1:39.76 [7] (0:14.70)	1:25.06 [7] (0:11.31)	1:13.75 [7] (0:11.79)	1:01.96 [6] (0:11.93)	0:50.03 [6] (0:12.53)	0:37.50 [6] (0:12.56)	0:24.94 [7] (0:12.26)	0:37.50	+8	

Scratched: Before The Thunder (#2), Gentleman Junior (#4), Bolero (#14), Ready To Drink (#15), Samurai Wand (#19), Merron Molly (#20), Yippee Bean (#21), Chillaxing (#1), Hang Out (#5), Vanguard Legend

[] Ranking at each section and finish
 -:-:- No data available at this section
 NA No data available

SCN Saddle cloth number
 DNF Did not finish
 DNT Did not track



Sunshine Coast Poly Track QLD Professional

Race 3: KENDRICK RACING Maiden Handicap - 1600m

12 January 2025 - 13:34



Track Rating: Synthetic, Weather: Overcast, Rail Position: True

Section				200m				Last 600m	
Field Times				0:12.44 (0:12.44)				0:36.61	
Rank	TAB	Horse/Jockey	Barrier	Top Speed [km/h]	Fastest Section	Margin			Distance Travelled [m]
1	9	VREDEFORT Nikita Beriman	20	63.4 200m	0:11.59 1400m	0:12.16 [3] (0:12.16)	1:38.34		0:35.92
2	13	WIMOWEH Michael Cahill	1	62.7 1400m	0:11.54 1400m	0:12.18 [6] (0:12.18)	0.8L		0:36.26 +0
3	11	DEEP DRIVE Angela Jones	5	64.0 Overall	0:11.48 1400m	0:12.36 [2] (0:12.36)	1L		0:36.70 +5
4	7	PREFER TO DANCE Ryan Curatolo	6	63.5 1400m	0:11.50 1400m	0:12.28 [5] (0:12.28)	1.2L		0:36.39 +6
5	3	FRENCH EMPIRE Ron Stewart	8	64.8 Overall	0:11.50 1400m	0:12.74 [1] (0:12.74)	1.5L		0:36.91 +3
6	12	HUMID Bailey Wheeler	2	63.3 1400m	0:11.47 1400m	0:12.67 [4] (0:12.67)	3L		0:36.88 +1
7	6	PARSIMONIOUS Jake Bayliss	9	64.2 1400m	0:11.31 1400m	0:12.68 [7] (0:12.68)	7.8L		0:37.50 +8

Scratched: Before The Thunder (#2), Gentleman Junior (#4), Bolero (#14), Ready To Drink (#15), Samurai Wand (#19), Merron Molly (#20), Yippee Bean (#21), Chillaxing (#1), Hang Out (#5), Vanguard Legend

[] Ranking at each section and finish
 -:-:- No data available at this section
 NA No data available

SCN Saddle cloth number
 DNF Did not finish
 DNT Did not track



Horse/Jockey Name	Vredefort
Final Rank	1
Fastest Section Time (Section)	0:11.59 (1400m)
Top Speed [km/h] (Section)	63.4 (200m)
Race State	Finished



Sunshine Coast Poly Track QLD Professional

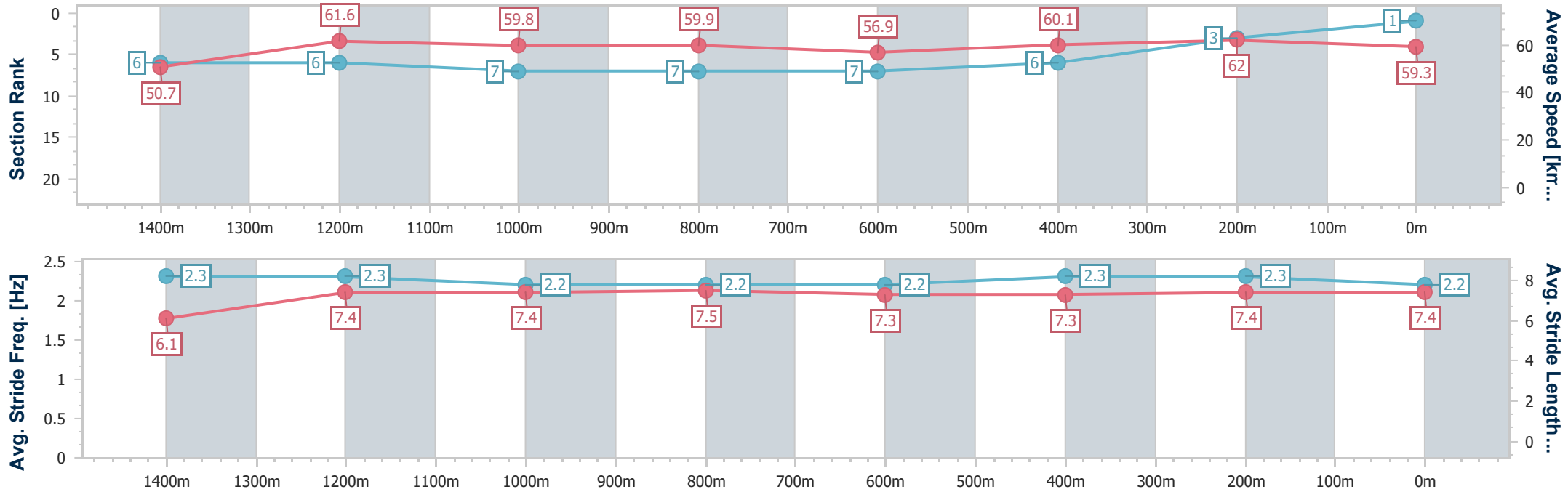
Race 3: KENDRICK RACING Maiden Handicap - 1600m

12 January 2025 - 13:34

Track Rating: Synthetic, Weather: Overcast, Rail Position: True



Section	Overall	1400m	1200m	1000m	800m	600m	400m	200m
Section Times	1:38.34 [1] (0:14.28)	1:24.06 [6] (0:11.59)	1:12.47 [6] (0:12.03)	1:00.44 [7] (0:12.03)	0:48.41 [7] (0:12.49)	0:35.92 [7] (0:12.15)	0:23.77 [6] (0:11.61)	0:12.16 [3] (0:12.16)
Average Speed [km/h]	50.7	61.6	59.8	59.9	56.9	60.1	62.0	59.3
Top Speed [km/h]	63.0	62.7	61.6	61.1	58.5	60.7	63.4	63.4
Avg. Dist. to Rail [m]	4.9	1.0	1.3	1.5	1.5	2.3	6.0	5.1
Avg. Stride Freq. [Hz]	2.3	2.3	2.2	2.2	2.2	2.3	2.3	2.2
Avg. Stride Length [m]	6.1	7.4	7.4	7.5	7.3	7.3	7.4	7.4



- [] Ranking at each section and finish
- .-.- No data available at this section
- NA No data available



Horse/Jockey Name	Wimoweh
Final Rank	2
Fastest Section Time (Section)	0:11.54 (1400m)
Top Speed [km/h] (Section)	62.7 (1400m)
Race State	Finished



Sunshine Coast Poly Track QLD Professional

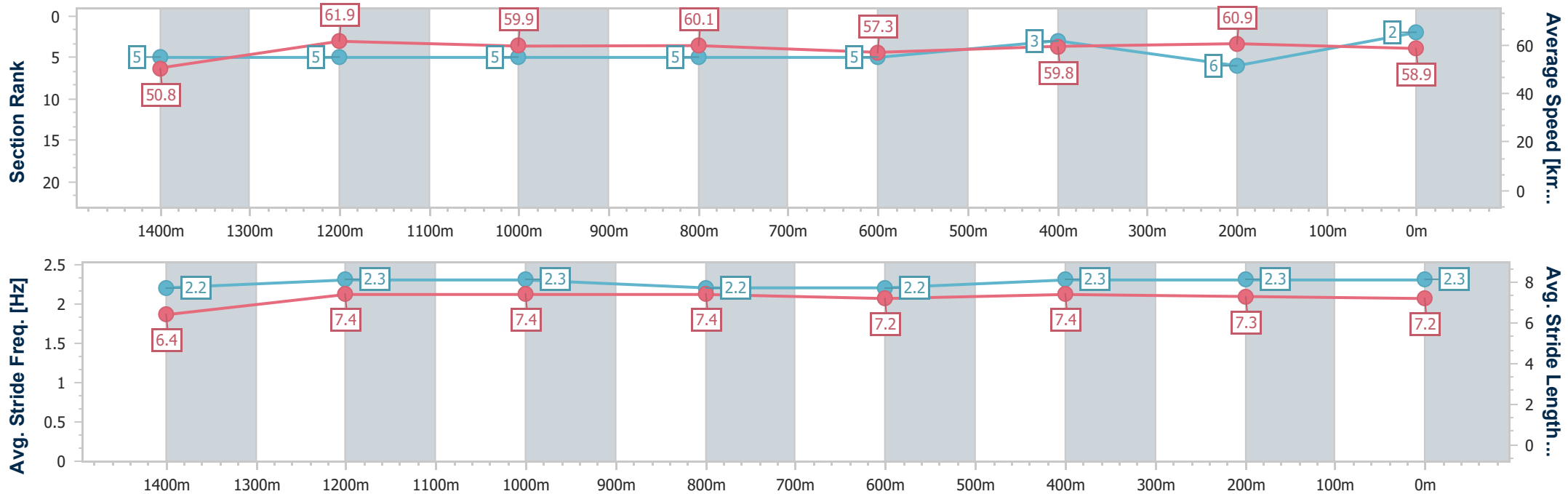
Race 3: KENDRICK RACING Maiden Handicap - 1600m



12 January 2025 - 13:34

Track Rating: Synthetic, Weather: Overcast, Rail Position: True

Section	Overall	1400m	1200m	1000m	800m	600m	400m	200m
Section Times	1:38.48 [2] (0:14.09)	1:24.39 [5] (0:11.54)	1:12.85 [5] (0:11.97)	1:00.88 [5] (0:11.99)	0:48.89 [5] (0:12.63)	0:36.26 [5] (0:12.24)	0:24.02 [3] (0:11.84)	0:12.18 [6] (0:12.18)
Average Speed [km/h]	50.8	61.9	59.9	60.1	57.3	59.8	60.9	58.9
Top Speed [km/h]	62.0	62.7	61.6	61.5	59.2	60.5	61.6	60.7
Avg. Dist. to Rail [m]	1.4	1.8	0.9	0.7	0.7	2.7	5.2	7.9
Avg. Stride Freq. [Hz]	2.2	2.3	2.3	2.2	2.2	2.3	2.3	2.3
Avg. Stride Length [m]	6.4	7.4	7.4	7.4	7.2	7.4	7.3	7.2



- [] Ranking at each section and finish
- .-.- No data available at this section
- NA No data available



Horse/Jockey Name	Deep Drive
Final Rank	3
Fastest Section Time (Section)	0:11.48 (1400m)
Top Speed [km/h] (Section)	64.0 (Overall)
Race State	Finished



Sunshine Coast Poly Track QLD Professional

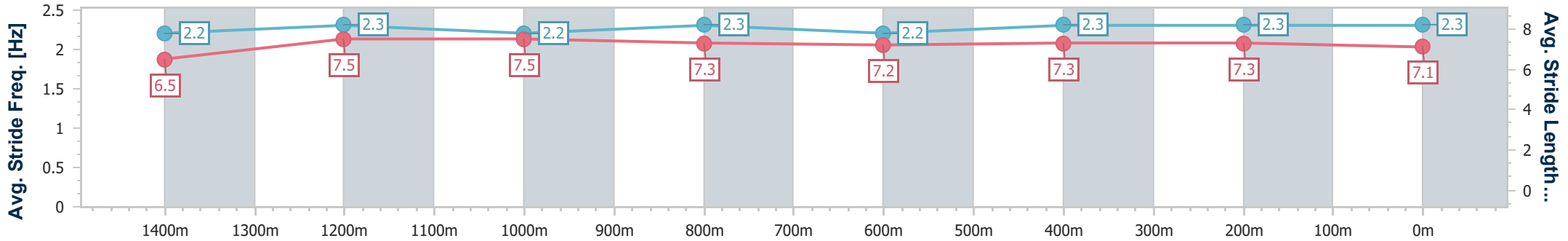
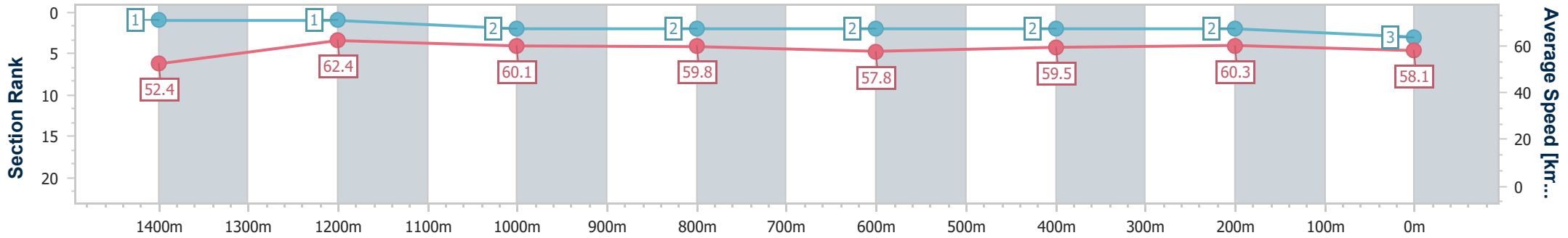
Race 3: KENDRICK RACING Maiden Handicap - 1600m

12 January 2025 - 13:34



Track Rating: Synthetic, Weather: Overcast, Rail Position: True

Section	Overall	1400m	1200m	1000m	800m	600m	400m	200m
Section Times	1:38.52 [3] (0:13.80)	1:24.72 [1] (0:11.48)	1:13.24 [1] (0:11.96)	1:01.28 [2] (0:12.03)	0:49.25 [2] (0:12.55)	0:36.70 [2] (0:12.40)	0:24.30 [2] (0:11.94)	0:12.36 [2] (0:12.36)
Average Speed [km/h]	52.4	62.4	60.1	59.8	57.8	59.5	60.3	58.1
Top Speed [km/h]	64.0	63.5	61.4	61.0	58.7	60.4	60.8	59.9
Avg. Dist. to Rail [m]	1.9	1.1	0.7	0.1	1.1	3.8	5.2	6.2
Avg. Stride Freq. [Hz]	2.2	2.3	2.2	2.3	2.2	2.3	2.3	2.3
Avg. Stride Length [m]	6.5	7.5	7.5	7.3	7.2	7.3	7.3	7.1



- [] Ranking at each section and finish
- .-.- No data available at this section
- NA No data available



Horse/Jockey Name	Prefer To Dance
Final Rank	4
Fastest Section Time (Section)	0:11.50 (1400m)
Top Speed [km/h] (Section)	63.5 (1400m)
Race State	Finished



Sunshine Coast Poly Track QLD Professional

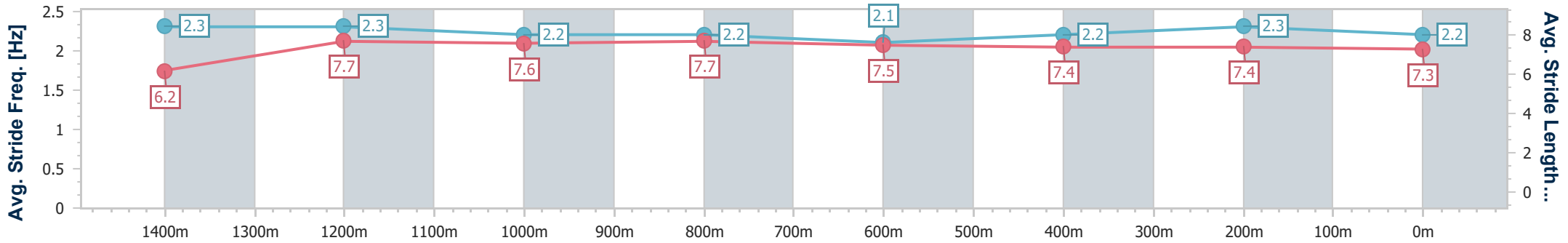
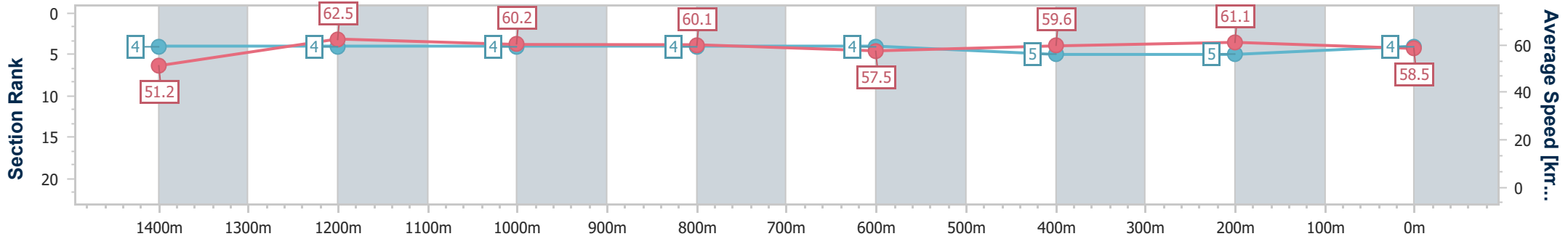
Race 3: KENDRICK RACING Maiden Handicap - 1600m



12 January 2025 - 13:34

Track Rating: Synthetic, Weather: Overcast, Rail Position: True

Section	Overall	1400m	1200m	1000m	800m	600m	400m	200m
Section Times	1:38.57 [4] (0:14.08)	1:24.49 [4] (0:11.50)	1:12.99 [4] (0:11.96)	1:01.03 [4] (0:11.99)	0:49.04 [4] (0:12.65)	0:36.39 [4] (0:12.32)	0:24.07 [5] (0:11.79)	0:12.28 [5] (0:12.28)
Average Speed [km/h]	51.2	62.5	60.2	60.1	57.5	59.6	61.1	58.5
Top Speed [km/h]	63.0	63.5	62.0	60.7	59.4	60.8	61.5	60.9
Avg. Dist. to Rail [m]	3.0	0.5	0.7	0.9	1.3	3.1	5.6	8.3
Avg. Stride Freq. [Hz]	2.3	2.3	2.2	2.2	2.1	2.2	2.3	2.2
Avg. Stride Length [m]	6.2	7.7	7.6	7.7	7.5	7.4	7.4	7.3



- [] Ranking at each section and finish
- .-.- No data available at this section
- NA No data available



Horse/Jockey Name	French Empire
Final Rank	5
Fastest Section Time (Section)	0:11.50 (1400m)
Top Speed [km/h] (Section)	64.8 (Overall)
Race State	Finished



Sunshine Coast Poly Track QLD Professional

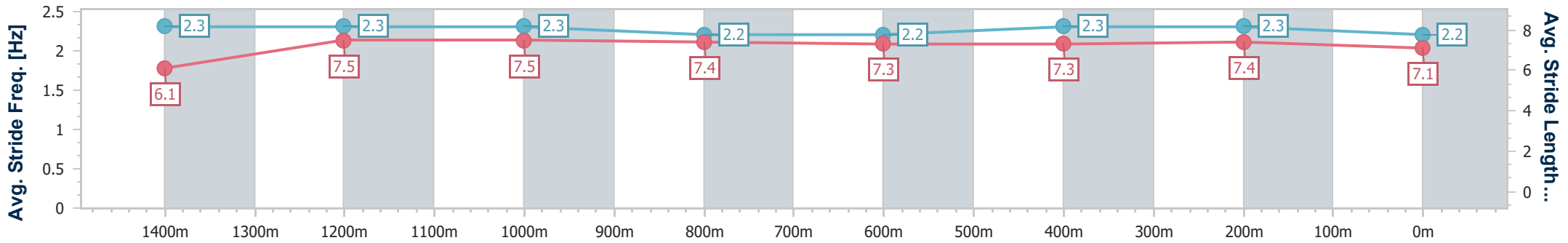
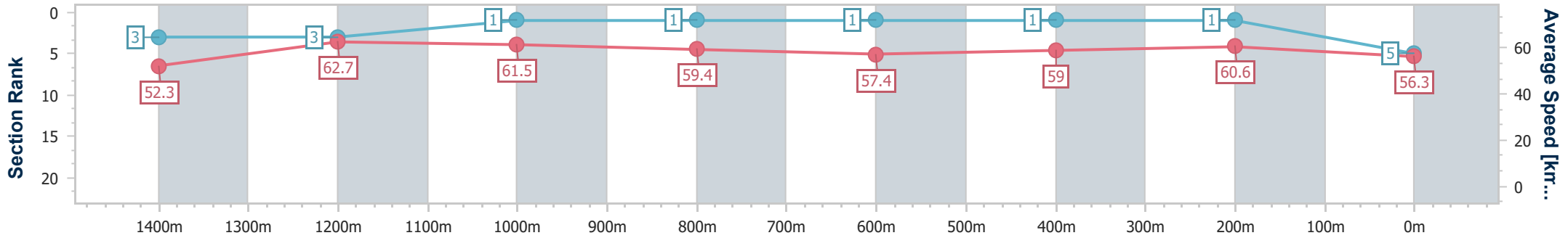
Race 3: KENDRICK RACING Maiden Handicap - 1600m



12 January 2025 - 13:34

Track Rating: Synthetic, Weather: Overcast, Rail Position: True

Section	Overall	1400m	1200m	1000m	800m	600m	400m	200m
Section Times	1:38.64 [5] (0:13.90)	1:24.74 [3] (0:11.50)	1:13.24 [3] (0:11.69)	1:01.55 [1] (0:12.11)	0:49.44 [1] (0:12.53)	0:36.91 [1] (0:12.28)	0:24.63 [1] (0:11.89)	0:12.74 [1] (0:12.74)
Average Speed [km/h]	52.3	62.7	61.5	59.4	57.4	59.0	60.6	56.3
Top Speed [km/h]	64.8	63.5	63.2	63.1	59.0	60.5	61.5	59.1
Avg. Dist. to Rail [m]	4.8	0.4	0.4	1.1	0.5	1.4	3.0	3.9
Avg. Stride Freq. [Hz]	2.3	2.3	2.3	2.2	2.2	2.3	2.3	2.2
Avg. Stride Length [m]	6.1	7.5	7.5	7.4	7.3	7.3	7.4	7.1



- [] Ranking at each section and finish
- .-.- No data available at this section
- NA No data available



Horse/Jockey Name	Humid
Final Rank	6
Fastest Section Time (Section)	0:11.47 (1400m)
Top Speed [km/h] (Section)	63.3 (1400m)
Race State	Finished



Sunshine Coast Poly Track QLD Professional

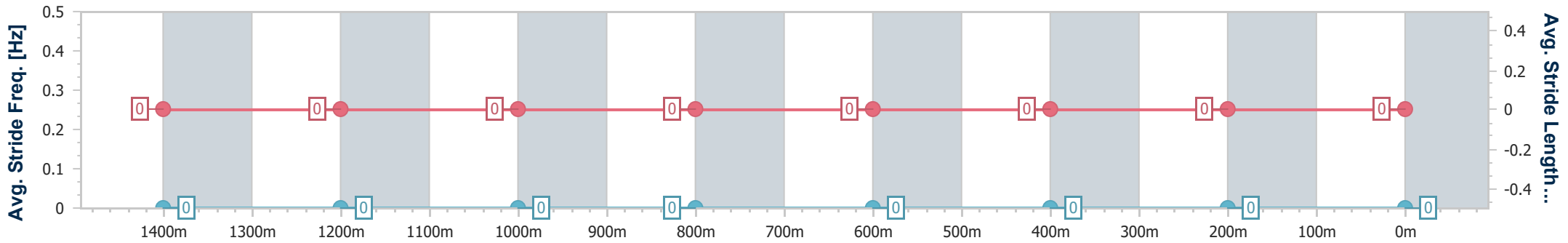
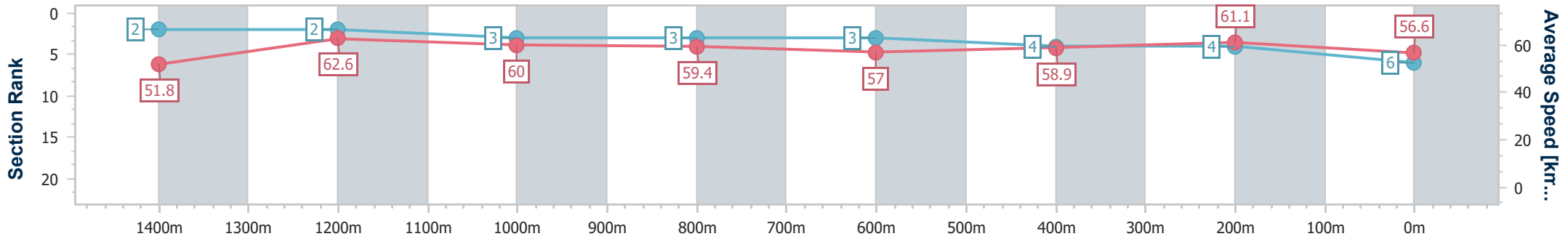
Race 3: KENDRICK RACING Maiden Handicap - 1600m

12 January 2025 - 13:34



Track Rating: Synthetic, Weather: Overcast, Rail Position: True

Section	Overall	1400m	1200m	1000m	800m	600m	400m	200m					
Section Times	1:38.94 [6] (0:13.88)	1:25.06 [2] (0:11.47)	1:13.59 [2] (0:11.99)	1:01.60 [3] (0:12.11)	0:49.49 [3] (0:12.61)	0:36.88 [3] (0:12.41)	0:24.47 [4] (0:11.80)	0:12.67 [4] (0:12.67)					
Average Speed [km/h]	51.8	62.6	60.0	59.4	57.0	58.9	61.1	56.6					
Top Speed [km/h]	63.2	63.3	62.0	60.6	58.1	60.2	62.3	59.5					
Avg. Dist. to Rail [m]	1.2	0.4	0.6	0.9	0.7	2.3	2.1	3.8					
Avg. Stride Freq. [Hz]	--	--	--	--	--	--	--	--					
Avg. Stride Length [m]	--	--	--	--	--	--	--	--					



- [] Ranking at each section and finish
- No data available at this section
- NA No data available



Horse/Jockey Name	Parsimonious
Final Rank	7
Fastest Section Time (Section)	0:11.31 (1400m)
Top Speed [km/h] (Section)	64.2 (1400m)
Race State	Finished



Sunshine Coast Poly Track QLD Professional

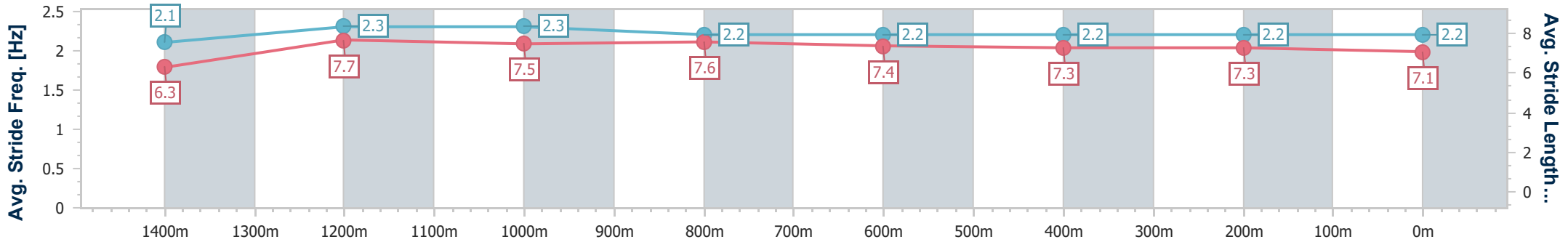
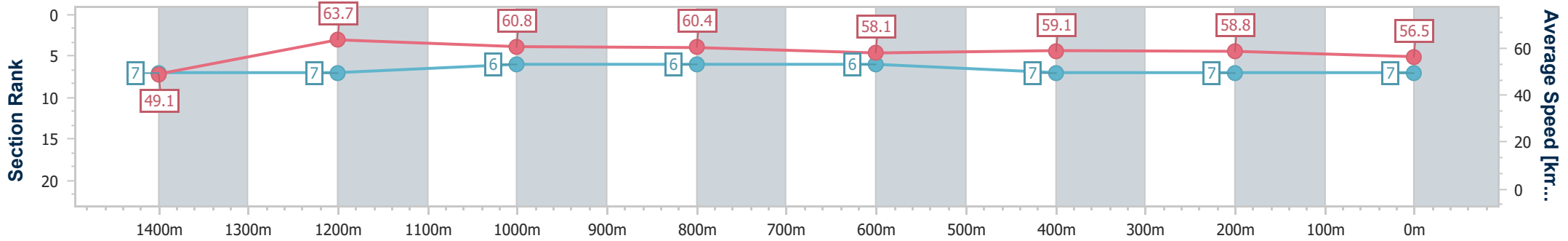
Race 3: KENDRICK RACING Maiden Handicap - 1600m

12 January 2025 - 13:34



Track Rating: Synthetic, Weather: Overcast, Rail Position: True

Section	Overall	1400m	1200m	1000m	800m	600m	400m	200m
Section Times	1:39.76 [7] (0:14.70)	1:25.06 [7] (0:11.31)	1:13.75 [7] (0:11.79)	1:01.96 [6] (0:11.93)	0:50.03 [6] (0:12.53)	0:37.50 [6] (0:12.56)	0:24.94 [7] (0:12.26)	0:12.68 [7] (0:12.68)
Average Speed [km/h]	49.1	63.7	60.8	60.4	58.1	59.1	58.8	56.5
Top Speed [km/h]	62.2	64.2	62.8	61.1	59.4	59.9	59.6	58.2
Avg. Dist. to Rail [m]	4.4	0.5	0.3	0.3	1.6	4.7	6.9	7.8
Avg. Stride Freq. [Hz]	2.1	2.3	2.3	2.2	2.2	2.2	2.2	2.2
Avg. Stride Length [m]	6.3	7.7	7.5	7.6	7.4	7.3	7.3	7.1



- [] Ranking at each section and finish
- .-.- No data available at this section
- NA No data available