



Sunshine Coast Poly Track QLD Professional

Race 2: MAEVA HOSPITALITY QTIS Three-Year-Old Maiden Handicap - 1100m

12 January 2025 - 13:00



Track Rating: Synthetic, Weather: Overcast, Rail Position: True

Section		Overall	1000m	800m	600m	400m	200m	Last 600m					
Field Times		1:05.09 (0:07.94)	0:57.15 (0:10.62)	0:46.53 (0:11.11)	0:35.42 (0:11.91)	0:23.51 (0:11.53)	0:11.98 (0:11.98)	0:35.42					
Rank	TAB Horse/Jockey	Barrier	Top Speed [km/h]	Fastest Section	Margin							Distance Travelled [m]	
1	12 BLAKEMORE AVENUE Damien Thornton	8	67.2	0:08.04	1:05.09 [1] (0:08.04)	0:57.05 [4] (0:10.91)	0:46.14 [4] (0:10.94)	0:35.20 [3] (0:11.87)	0:23.33 [3] (0:11.40)	0:11.93 [2] (0:11.93)	1:05.09	0:35.20	
2	9 BLUE MOVES Jace McMurray	21	69.3	0:07.98	1:05.15 [2] (0:07.98)	0:57.17 [3] (0:10.58)	0:46.59 [1] (0:11.11)	0:35.48 [1] (0:11.93)	0:23.55 [2] (0:11.51)	0:12.04 [1] (0:12.04)	0.2L	0:35.48	+6
3	5 SAN JOSE BOY Jake Bayliss	15	65.5	0:08.34	1:05.61 [3] (0:08.34)	0:57.27 [8] (0:11.26)	0:46.01 [7] (0:11.09)	0:34.92 [6] (0:11.48)	0:23.44 [5] (0:11.35)	0:12.09 [4] (0:12.09)	3L	0:34.92	+1
4	3 FAIRFAX DIAMOND Sean Cormack	17	65.8	0:08.31	1:05.78 [4] (0:08.31)	0:57.47 [7] (0:11.31)	0:46.16 [8] (0:11.55)	0:34.61 [8] (0:11.33)	0:23.28 [7] (0:11.32)	0:11.96 [6] (0:11.96)	3.8L	0:34.61	+4
5	4 ENIDZEL Kyle Wilson-Taylor	11	65.2	0:08.20	1:05.86 [5] (0:08.20)	0:57.66 [6] (0:11.21)	0:46.45 [6] (0:11.65)	0:34.80 [7] (0:11.87)	0:22.93 [8] (0:11.20)	0:11.73 [7] (0:11.73)	4.1L	0:34.80	+11
6	1 BRUTAL ADVANCE Brandon Lerena	13	67.2	0:07.96	1:05.99 [6] (0:07.96)	0:58.03 [2] (0:10.85)	0:47.18 [3] (0:11.11)	0:36.07 [4] (0:11.97)	0:24.10 [4] (0:11.75)	0:12.35 [5] (0:12.35)	4.9L	0:36.07	+4
7	14 KENNY THE BAKER James Orman	12	69.4	0:07.94	1:06.17 [7] (0:07.94)	0:58.23 [1] (0:10.62)	0:47.61 [2] (0:11.13)	0:36.48 [2] (0:11.89)	0:24.59 [1] (0:11.79)	0:12.80 [3] (0:12.80)	5.9L	0:36.48	+3
8	10 LETHALLY STELLA Nikita Beriman	10	66.4	0:08.13	1:06.89 [8] (0:08.13)	0:58.76 [5] (0:11.10)	0:47.66 [5] (0:11.40)	0:36.26 [5] (0:11.66)	0:24.60 [6] (0:11.89)	0:12.71 [8] (0:12.71)	10.2L	0:36.26	+5

Scratched: Busker (#2), Acapulco Girl (#8), Petite Palace (#11), Deuterium (#13), Stromboli Delight (#15), Maserati Lady (#16), Ninjizou (#17), Butwedid (#18), Neo Vici (#20), Mister Tudor (#21), Tickle My Tos

[] Ranking at each section and finish
 -:-:- No data available at this section
 NA No data available

SCN Saddle cloth number
 DNF Did not finish
 DNT Did not track



Horse/Jockey Name	Blakemore Avenue
Final Rank	1
Fastest Section Time (Section)	0:08.04 (Overall)
Top Speed [km/h] (Section)	67.2 (1000m)
Race State	Finished



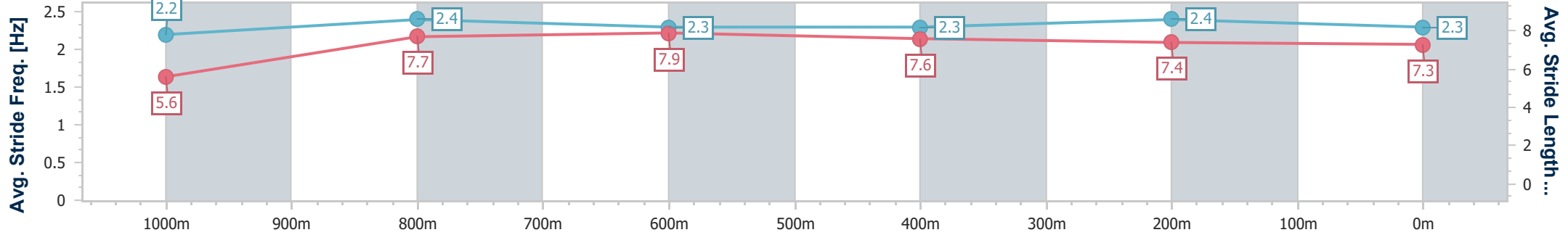
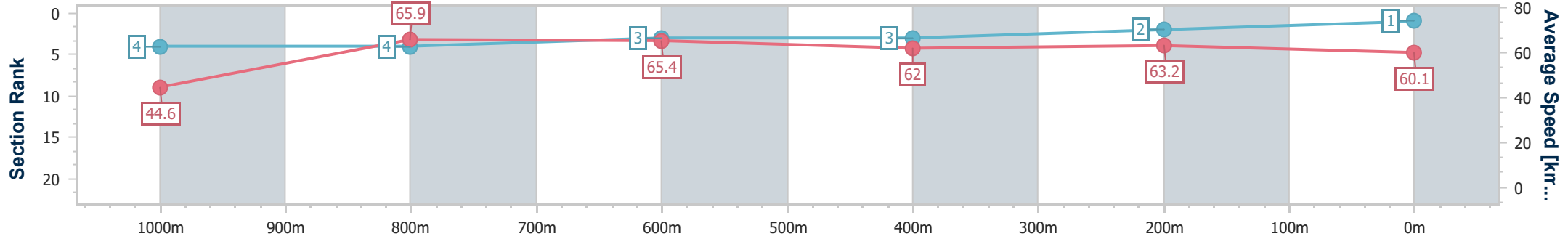
Sunshine Coast Poly Track QLD Professional
 Race 2: MAEVA HOSPITALITY QTIS Three-Year-Old Maiden Handicap - 1100m



12 January 2025 - 13:00

Track Rating: Synthetic, Weather: Overcast, Rail Position: True

Section	Overall	1000m	800m	600m	400m	200m
Section Times	1:05.09 [1] (0:08.04)	0:57.05 [4] (0:10.91)	0:46.14 [4] (0:10.94)	0:35.20 [3] (0:11.87)	0:23.33 [3] (0:11.40)	0:11.93 [2] (0:11.93)
Average Speed [km/h]	44.6	65.9	65.4	62.0	63.2	60.1
Top Speed [km/h]	63.4	67.2	66.5	63.4	64.2	62.2
Avg. Dist. to Rail [m]	1.5	1.8	1.1	2.9	5.3	6.1
Avg. Stride Freq. [Hz]	2.2	2.4	2.3	2.3	2.4	2.3
Avg. Stride Length [m]	5.6	7.7	7.9	7.6	7.4	7.3



- [] Ranking at each section and finish
- .-.- No data available at this section
- NA No data available



Horse/Jockey Name	Blue Moves
Final Rank	2
Fastest Section Time (Section)	0:07.98 (Overall)
Top Speed [km/h] (Section)	69.3 (1000m)
Race State	Finished



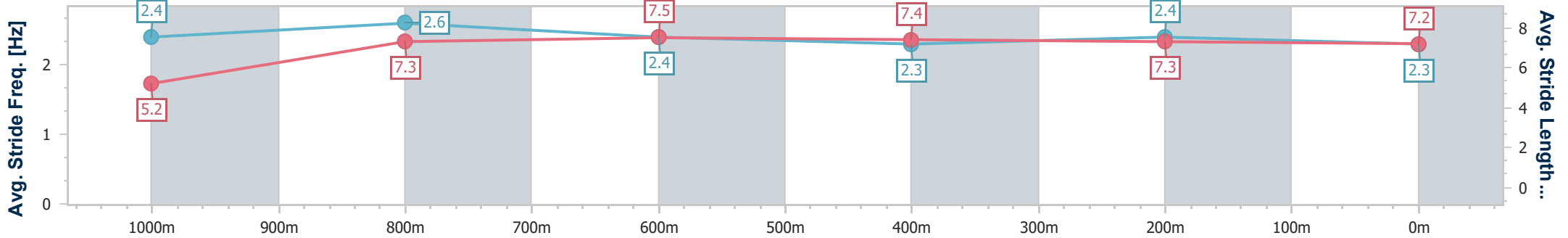
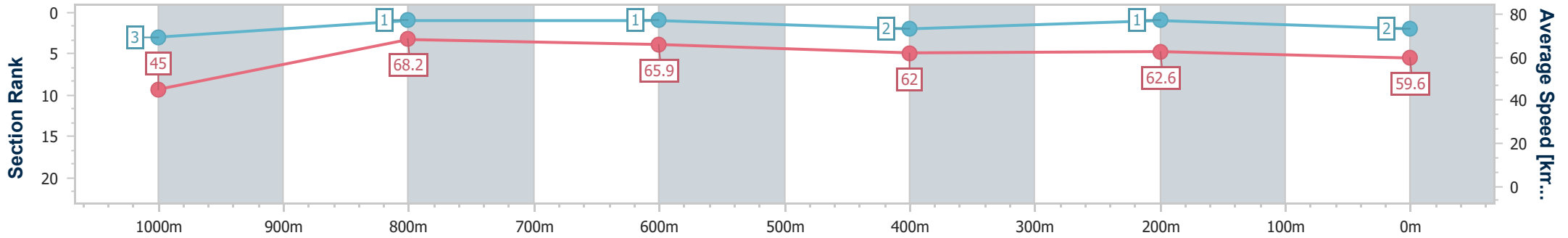
Sunshine Coast Poly Track QLD Professional
 Race 2: MAEVA HOSPITALITY QTIS Three-Year-Old Maiden Handicap - 1100m



12 January 2025 - 13:00

Track Rating: Synthetic, Weather: Overcast, Rail Position: True

Section	Overall	1000m	800m	600m	400m	200m
Section Times	1:05.15 [2] (0:07.98)	0:57.17 [3] (0:10.58)	0:46.59 [1] (0:11.11)	0:35.48 [1] (0:11.93)	0:23.55 [2] (0:11.51)	0:12.04 [1] (0:12.04)
Average Speed [km/h]	45.0	68.2	65.9	62.0	62.6	59.6
Top Speed [km/h]	64.7	69.3	67.8	64.3	63.8	61.7
Avg. Dist. to Rail [m]	6.6	3.3	2.0	4.1	4.6	5.1
Avg. Stride Freq. [Hz]	2.4	2.6	2.4	2.3	2.4	2.3
Avg. Stride Length [m]	5.2	7.3	7.5	7.4	7.3	7.2



- [] Ranking at each section and finish
- .-.- No data available at this section
- NA No data available



Horse/Jockey Name	San Jose Boy
Final Rank	3
Fastest Section Time (Section)	0:08.34 (Overall)
Top Speed [km/h] (Section)	65.5 (800m)
Race State	Finished



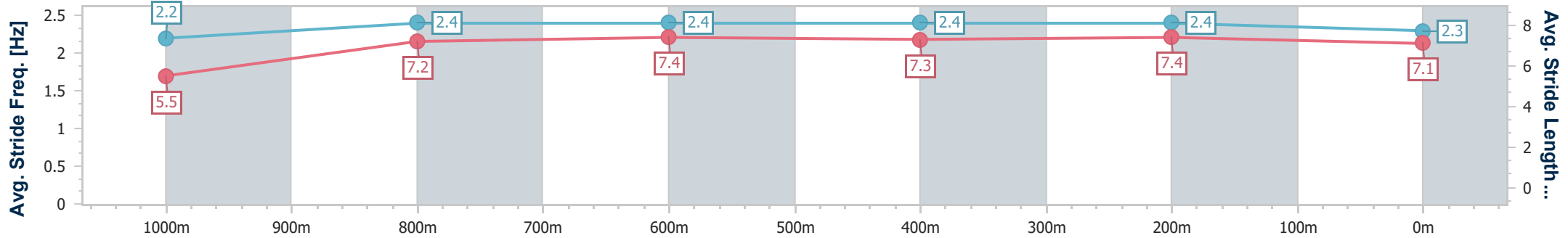
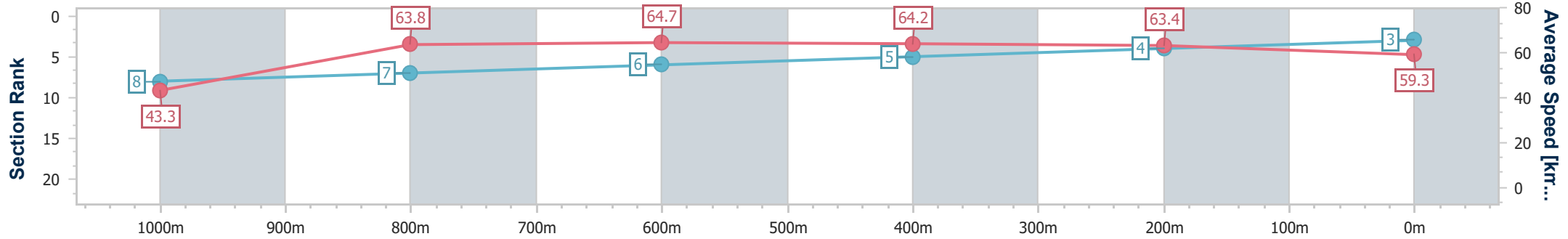
Sunshine Coast Poly Track QLD Professional
 Race 2: MAEVA HOSPITALITY QTIS Three-Year-Old Maiden Handicap - 1100m



12 January 2025 - 13:00

Track Rating: Synthetic, Weather: Overcast, Rail Position: True

Section	Overall	1000m	800m	600m	400m	200m
Section Times	1:05.61 [3] (0:08.34)	0:57.27 [8] (0:11.26)	0:46.01 [7] (0:11.09)	0:34.92 [6] (0:11.48)	0:23.44 [5] (0:11.35)	0:12.09 [4] (0:12.09)
Average Speed [km/h]	43.3	63.8	64.7	64.2	63.4	59.3
Top Speed [km/h]	60.4	65.5	65.5	65.0	64.7	62.3
Avg. Dist. to Rail [m]	2.8	1.3	1.7	3.4	5.2	6.7
Avg. Stride Freq. [Hz]	2.2	2.4	2.4	2.4	2.4	2.3
Avg. Stride Length [m]	5.5	7.2	7.4	7.3	7.4	7.1



- [] Ranking at each section and finish
- .-.- No data available at this section
- NA No data available



Horse/Jockey Name	Fairfax Diamond
Final Rank	4
Fastest Section Time (Section)	0:08.31 (Overall)
Top Speed [km/h] (Section)	65.8 (600m)
Race State	Finished



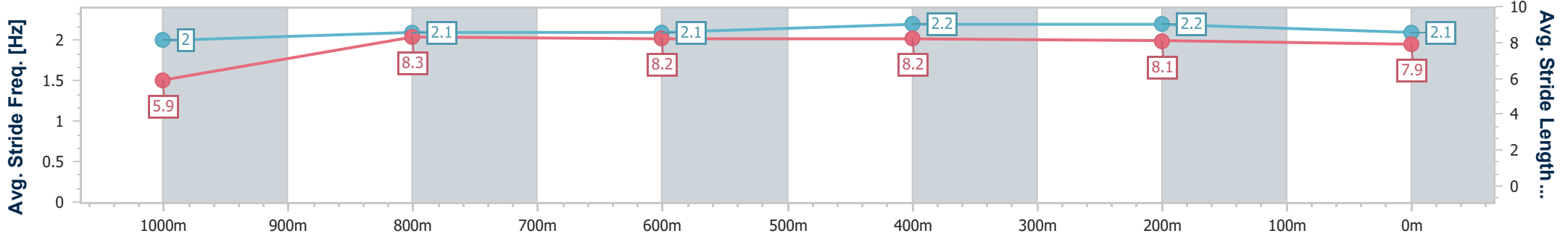
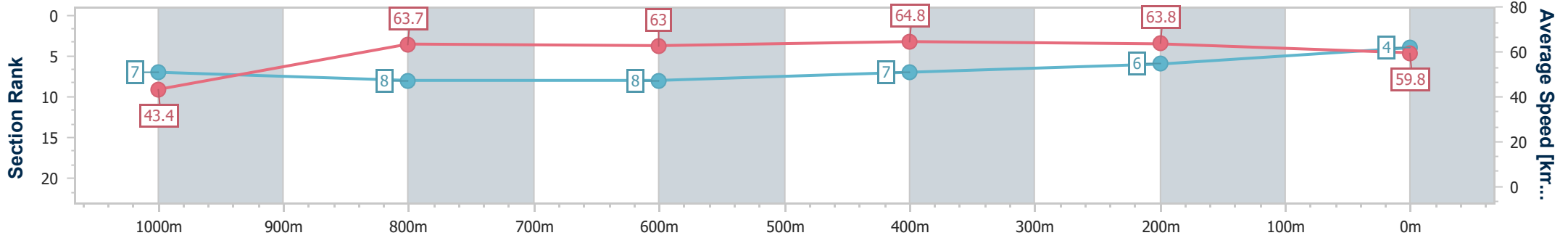
Sunshine Coast Poly Track QLD Professional
 Race 2: MAEVA HOSPITALITY QTIS Three-Year-Old Maiden Handicap - 1100m



12 January 2025 - 13:00

Track Rating: Synthetic, Weather: Overcast, Rail Position: True

Section	Overall	1000m	800m	600m	400m	200m
Section Times	1:05.78 [4] (0:08.31)	0:57.47 [7] (0:11.31)	0:46.16 [8] (0:11.55)	0:34.61 [8] (0:11.33)	0:23.28 [7] (0:11.32)	0:11.96 [6] (0:11.96)
Average Speed [km/h]	43.4	63.7	63.0	64.8	63.8	59.8
Top Speed [km/h]	60.9	65.4	65.2	65.8	64.4	62.3
Avg. Dist. to Rail [m]	4.3	1.0	1.6	3.3	7.5	8.3
Avg. Stride Freq. [Hz]	2.0	2.1	2.1	2.2	2.2	2.1
Avg. Stride Length [m]	5.9	8.3	8.2	8.2	8.1	7.9



- [] Ranking at each section and finish
- .-.- No data available at this section
- NA No data available



Horse/Jockey Name	Enidzel
Final Rank	5
Fastest Section Time (Section)	0:08.20 (Overall)
Top Speed [km/h] (Section)	65.2 (400m)
Race State	Finished



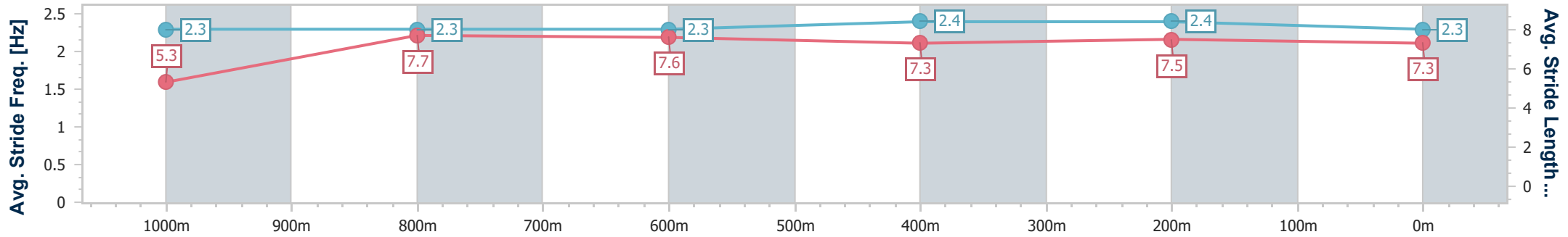
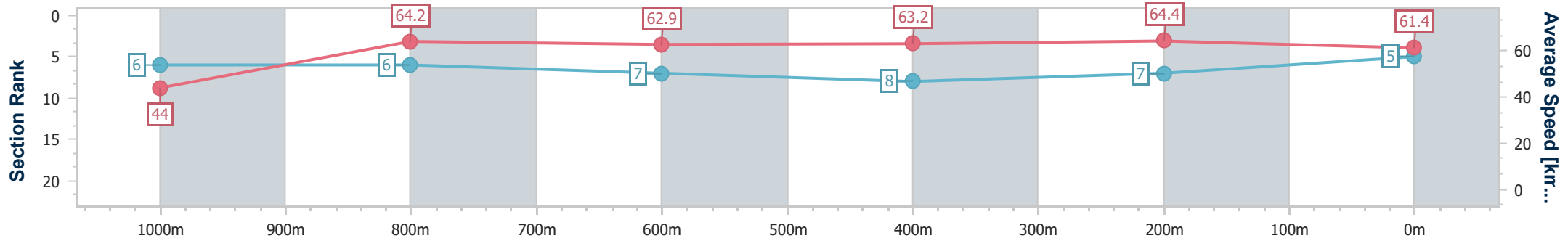
Sunshine Coast Poly Track QLD Professional
 Race 2: MAEVA HOSPITALITY QTIS Three-Year-Old Maiden
 Handicap - 1100m



12 January 2025 - 13:00

Track Rating: Synthetic, Weather: Overcast, Rail Position: True

Section	Overall	1000m	800m	600m	400m	200m
Section Times	1:05.86 [5] (0:08.20)	0:57.66 [6] (0:11.21)	0:46.45 [6] (0:11.65)	0:34.80 [7] (0:11.87)	0:22.93 [8] (0:11.20)	0:11.73 [7]
Average Speed [km/h]	44.0	64.2	62.9	63.2	64.4	61.4
Top Speed [km/h]	62.5	64.9	63.8	64.9	65.2	63.1
Avg. Dist. to Rail [m]	1.6	0.5	2.7	6.6	8.6	9.3
Avg. Stride Freq. [Hz]	2.3	2.3	2.3	2.4	2.4	2.3
Avg. Stride Length [m]	5.3	7.7	7.6	7.3	7.5	7.3



- [] Ranking at each section and finish
- .-.- No data available at this section
- NA No data available



Horse/Jockey Name	Brutal Advance
Final Rank	6
Fastest Section Time (Section)	0:07.96 (Overall)
Top Speed [km/h] (Section)	67.2 (1000m)
Race State	Finished



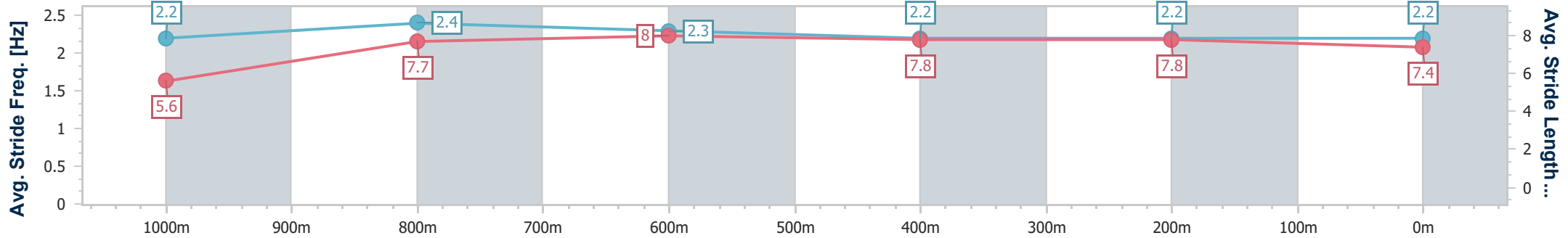
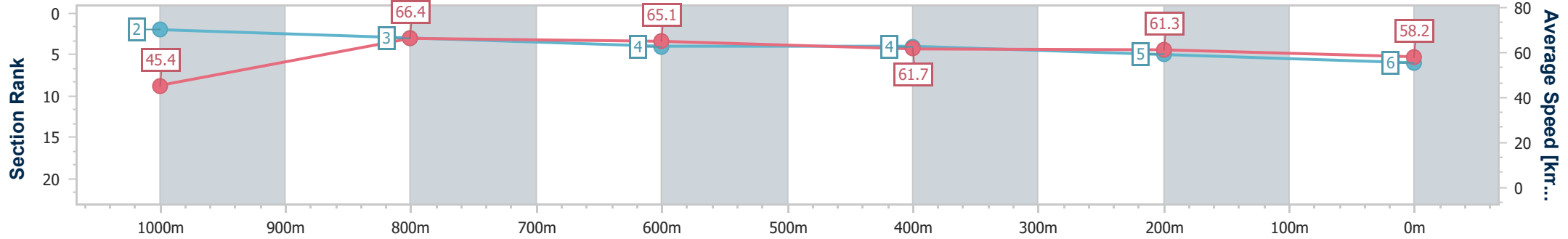
Sunshine Coast Poly Track QLD Professional
 Race 2: MAEVA HOSPITALITY QTIS Three-Year-Old Maiden Handicap - 1100m



12 January 2025 - 13:00

Track Rating: Synthetic, Weather: Overcast, Rail Position: True

Section	Overall	1000m	800m	600m	400m	200m
Section Times	1:05.99 [6] (0:07.96)	0:58.03 [2] (0:10.85)	0:47.18 [3] (0:11.11)	0:36.07 [4] (0:11.97)	0:24.10 [4] (0:11.75)	0:12.35 [5] (0:12.35)
Average Speed [km/h]	45.4	66.4	65.1	61.7	61.3	58.2
Top Speed [km/h]	65.0	67.2	66.1	63.4	62.4	60.1
Avg. Dist. to Rail [m]	3.0	1.0	0.9	4.0	6.1	7.0
Avg. Stride Freq. [Hz]	2.2	2.4	2.3	2.2	2.2	2.2
Avg. Stride Length [m]	5.6	7.7	8.0	7.8	7.8	7.4



- [] Ranking at each section and finish
- .-.-.- No data available at this section
- NA No data available



Horse/Jockey Name	Kenny The Baker
Final Rank	7
Fastest Section Time (Section)	0:07.94 (Overall)
Top Speed [km/h] (Section)	69.4 (1000m)
Race State	Finished



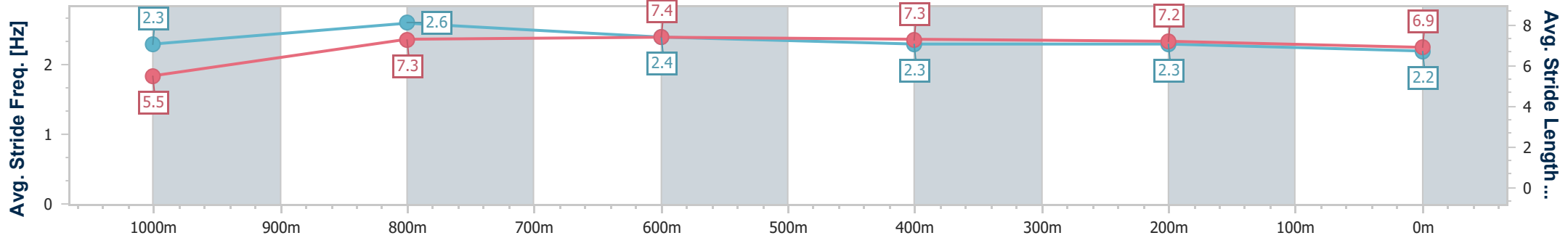
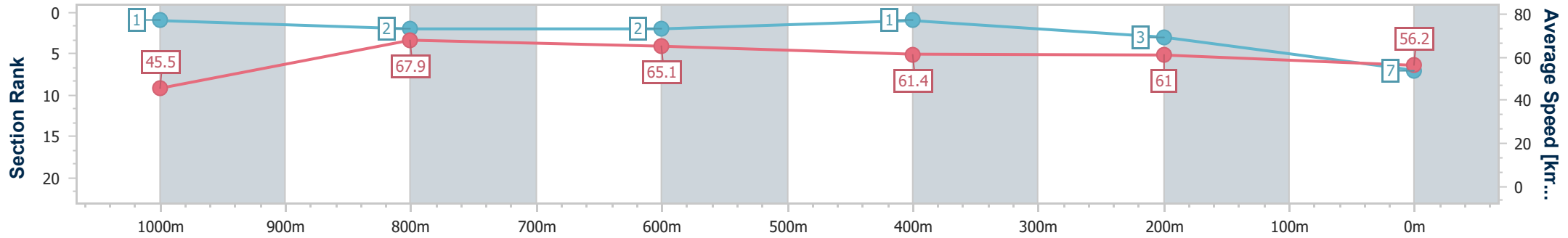
Sunshine Coast Poly Track QLD Professional
 Race 2: MAEVA HOSPITALITY QTIS Three-Year-Old Maiden Handicap - 1100m



12 January 2025 - 13:00

Track Rating: Synthetic, Weather: Overcast, Rail Position: True

Section	Overall	1000m	800m	600m	400m	200m
Section Times	1:06.17 [7] (0:07.94)	0:58.23 [1] (0:10.62)	0:47.61 [2] (0:11.13)	0:36.48 [2] (0:11.89)	0:24.59 [1] (0:11.79)	0:12.80 [3] (0:12.80)
Average Speed [km/h]	45.5	67.9	65.1	61.4	61.0	56.2
Top Speed [km/h]	63.7	69.4	68.6	63.5	63.2	58.8
Avg. Dist. to Rail [m]	3.2	0.9	1.5	2.2	1.7	3.6
Avg. Stride Freq. [Hz]	2.3	2.6	2.4	2.3	2.3	2.2
Avg. Stride Length [m]	5.5	7.3	7.4	7.3	7.2	6.9



- [] Ranking at each section and finish
- .-.- No data available at this section
- NA No data available



Horse/Jockey Name	Lethally Stella
Final Rank	8
Fastest Section Time (Section)	0:08.13 (Overall)
Top Speed [km/h] (Section)	66.4 (1000m)
Race State	Finished



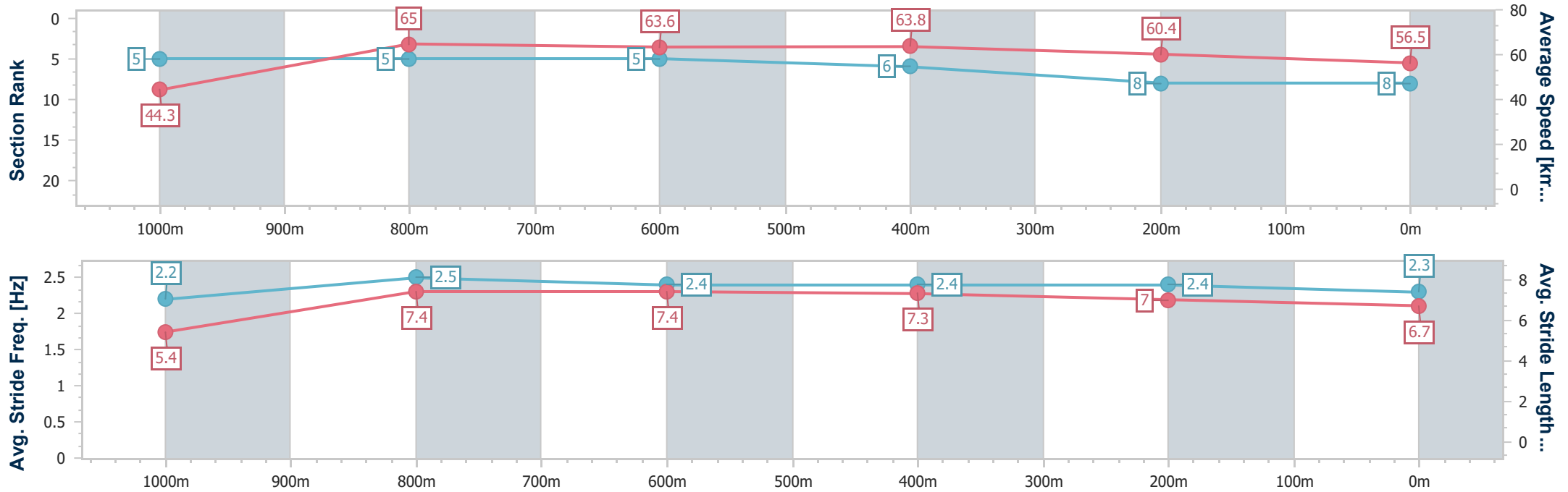
Sunshine Coast Poly Track QLD Professional
 Race 2: MAEVA HOSPITALITY QTIS Three-Year-Old Maiden
 Handicap - 1100m



12 January 2025 - 13:00

Track Rating: Synthetic, Weather: Overcast, Rail Position: True

Section	Overall	1000m	800m	600m	400m	200m
Section Times	1:06.89 [8] (0:08.13)	0:58.76 [5] (0:11.10)	0:47.66 [5] (0:11.40)	0:36.26 [5] (0:11.66)	0:24.60 [6] (0:11.89)	0:12.71 [8] (0:12.71)
Average Speed [km/h]	44.3	65.0	63.6	63.8	60.4	56.5
Top Speed [km/h]	61.5	66.4	64.7	64.3	62.7	59.7
Avg. Dist. to Rail [m]	1.3	0.7	1.2	4.5	6.9	7.6
Avg. Stride Freq. [Hz]	2.2	2.5	2.4	2.4	2.4	2.3
Avg. Stride Length [m]	5.4	7.4	7.4	7.3	7.0	6.7



- [] Ranking at each section and finish
- .-.- No data available at this section
- NA No data available