



Sunshine Coast Poly Track QLD Professional

Race 1: TRAVIS SCHULTZ & PARTNERS Maiden Handicap - 1000m

12 January 2025 - 12:25



Track Rating: Synthetic, Weather: Overcast, Rail Position: True

Section											Last 600m		
Field Times		Overall	800m	600m	400m	200m						0:34.26	
		0:58.44 (0:13.38)	0:45.06 (0:10.80)	0:34.26 (0:11.41)	0:22.85 (0:11.16)	0:11.69 (0:11.69)							
Rank	TAB	Horse/Jockey	Barrier	Top Speed [km/h]	Fastest Section						Margin	Distance Travelled [m]	
1	6	MOHITE Fiona Sandkuhl	5	70.5 Overall	0:10.71 800m	0:58.44 [1] (0:13.47)	0:44.97 [4] (0:10.71)	0:34.26 [1] (0:11.41)	0:22.85 [1] (0:11.16)	0:11.69 [1] (0:11.69)	0:58.44	0:34.26	
2	11	SWEET MADELINE Kyle Wilson-Taylor	1	70.6 800m	0:10.84 800m	0:58.73 [2] (0:13.38)	0:45.35 [1] (0:10.84)	0:34.51 [2] (0:11.50)	0:23.01 [2] (0:11.18)	0:11.83 [2] (0:11.83)	1.5L	0:34.51	+2
3	1	GOLD FEVER Trudy Thornton	6	67.8 800m	0:10.84 800m	0:58.88 [3] (0:13.63)	0:45.25 [6] (0:10.84)	0:34.41 [5] (0:11.56)	0:22.85 [5] (0:11.09)	0:11.76 [4] (0:11.76)	2.3L	0:34.41	+1
4	4	BOLD AS BRASS Michael Rodd	12	69.0 800m	0:10.73 800m	0:59.17 [4] (0:13.59)	0:45.58 [5] (0:10.73)	0:34.85 [3] (0:11.40)	0:23.45 [2] (0:11.33)	0:12.12 [3] (0:12.12)	3.8L	0:34.85	+1
5	16	RUBOS Minonette Kennedy	13	68.6 800m	0:11.07 800m	0:59.66 [5] (0:13.66)	0:46.00 [7] (0:11.07)	0:34.93 [8] (0:11.44)	0:23.49 [7] (0:11.48)	0:12.01 [5] (0:12.01)	6.6L	0:34.93	+2
6	14	CHERRY POP Samantha Collett	9	67.8 800m	0:11.08 800m	1:00.43 [6] (0:13.46)	0:46.97 [3] (0:11.08)	0:35.89 [6] (0:11.58)	0:24.31 [6] (0:11.72)	0:12.59 [6] (0:12.59)	11.1L	0:35.89	+5
7	15	SHE'S SO SWANK Anthony Allen	7	68.0 800m	0:10.86 800m	1:00.48 [7] (0:13.79)	0:46.69 [8] (0:10.86)	0:35.83 [7] (0:11.53)	0:24.30 [8] (0:11.70)	0:12.60 [7] (0:12.60)	11.3L	0:35.83	-4
8	2	HOSTWIN ERICO Ryan Curatolo	3	69.5 Overall	0:11.05 800m	1:01.31 [8] (0:13.38)	0:47.93 [2] (0:11.05)	0:36.88 [4] (0:11.50)	0:25.38 [4] (0:11.96)	0:13.42 [8] (0:13.42)	16.1L	0:36.88	-1

Scratched: Queen Of Sorts (#12), Kinoshita (#13), Tommy Flyer (#3), Wanganeen (#7), Zouchase (#8), Princess Moneybags (#9), Rare And Reliable (#10), Final Voyage (#5)

[] Ranking at each section and finish
 -:-:- No data available at this section
 NA No data available

SCN Saddle cloth number
 DNF Did not finish
 DNT Did not track



Horse/Jockey Name	Mohite
Final Rank	1
Fastest Section Time (Section)	0:10.71 (800m)
Top Speed [km/h] (Section)	70.5 (Overall)
Race State	Finished



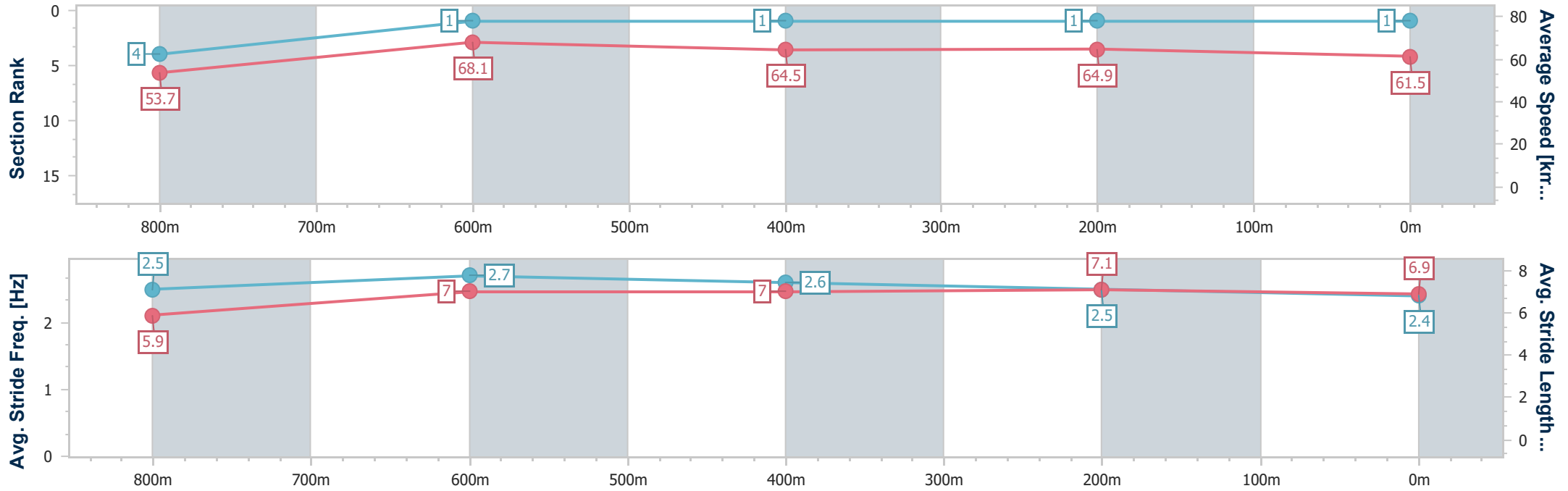
Sunshine Coast Poly Track QLD Professional
Race 1: TRAVIS SCHULTZ & PARTNERS Maiden Handicap - 1000m



12 January 2025 - 12:25

Track Rating: Synthetic, Weather: Overcast, Rail Position: True

Section	Overall	800m	600m	400m	200m
Section Times	0:58.44 [1] (0:13.47)	0:44.97 [4] (0:10.71)	0:34.26 [1] (0:11.41)	0:22.85 [1] (0:11.16)	0:11.69 [1] (0:11.69)
Average Speed [km/h]	53.7	68.1	64.5	64.9	61.5
Top Speed [km/h]	70.5	70.5	67.8	66.5	64.1
Avg. Dist. to Rail [m]	0.7	1.4	3.1	4.8	6.0
Avg. Stride Freq. [Hz]	2.5	2.7	2.6	2.5	2.4
Avg. Stride Length [m]	5.9	7.0	7.0	7.1	6.9



- [] Ranking at each section and finish
- .-.- No data available at this section
- NA No data available



Horse/Jockey Name	Sweet Madeline
Final Rank	2
Fastest Section Time (Section)	0:10.84 (800m)
Top Speed [km/h] (Section)	70.6 (800m)
Race State	Finished



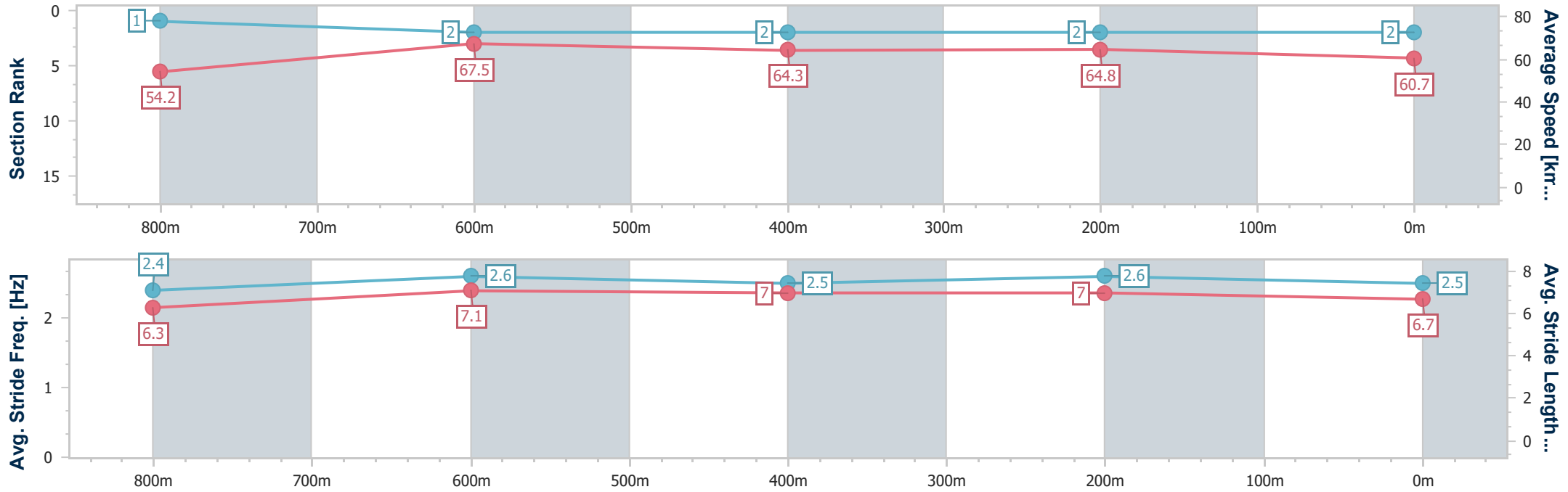
Sunshine Coast Poly Track QLD Professional
 Race 1: TRAVIS SCHULTZ & PARTNERS Maiden Handicap - 1000m



12 January 2025 - 12:25

Track Rating: Synthetic, Weather: Overcast, Rail Position: True

Section	Overall	800m	600m	400m	200m
Section Times	0:58.73 [2] (0:13.38)	0:45.35 [1] (0:10.84)	0:34.51 [2] (0:11.50)	0:23.01 [2] (0:11.18)	0:11.83 [2] (0:11.83)
Average Speed [km/h]	54.2	67.5	64.3	64.8	60.7
Top Speed [km/h]	69.5	70.6	65.3	66.6	63.8
Avg. Dist. to Rail [m]	0.6	2.3	3.2	3.2	2.3
Avg. Stride Freq. [Hz]	2.4	2.6	2.5	2.6	2.5
Avg. Stride Length [m]	6.3	7.1	7.0	7.0	6.7



- [] Ranking at each section and finish
- .-.- No data available at this section
- NA No data available



Horse/Jockey Name	Gold Fever
Final Rank	3
Fastest Section Time (Section)	0:10.84 (800m)
Top Speed [km/h] (Section)	67.8 (800m)
Race State	Finished



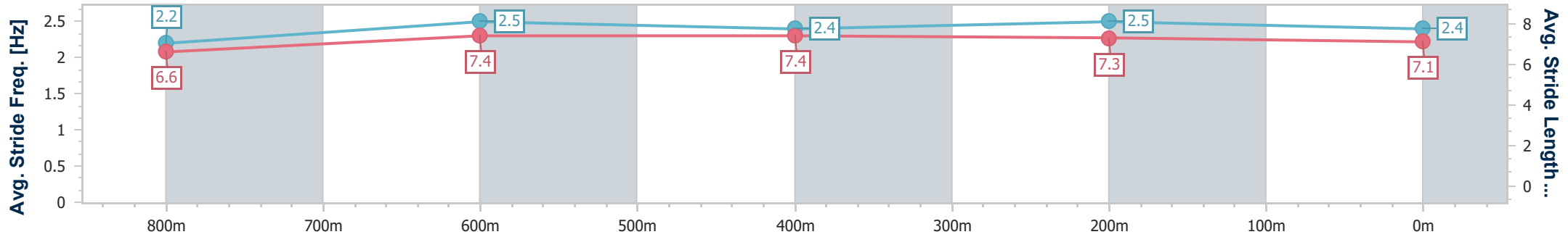
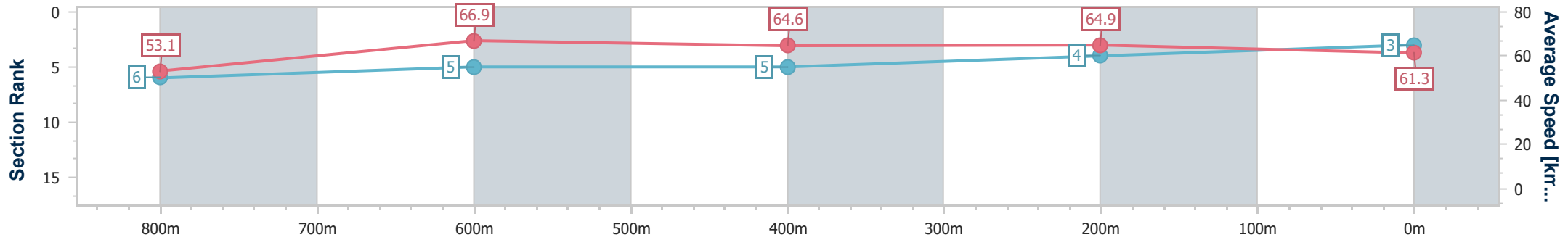
Sunshine Coast Poly Track QLD Professional
Race 1: TRAVIS SCHULTZ & PARTNERS Maiden Handicap - 1000m



12 January 2025 - 12:25

Track Rating: Synthetic, Weather: Overcast, Rail Position: True

Section	Overall	800m	600m	400m	200m
Section Times	0:58.88 [3] (0:13.63)	0:45.25 [6] (0:10.84)	0:34.41 [5] (0:11.56)	0:22.85 [5] (0:11.09)	0:11.76 [4] (0:11.76)
Average Speed [km/h]	53.1	66.9	64.6	64.9	61.3
Top Speed [km/h]	66.1	67.8	66.3	66.9	63.0
Avg. Dist. to Rail [m]	2.4	0.9	4.6	6.8	6.2
Avg. Stride Freq. [Hz]	2.2	2.5	2.4	2.5	2.4
Avg. Stride Length [m]	6.6	7.4	7.4	7.3	7.1



- [] Ranking at each section and finish
- .-.- No data available at this section
- NA No data available



Horse/Jockey Name	Bold As Brass
Final Rank	4
Fastest Section Time (Section)	0:10.73 (800m)
Top Speed [km/h] (Section)	69.0 (800m)
Race State	Finished



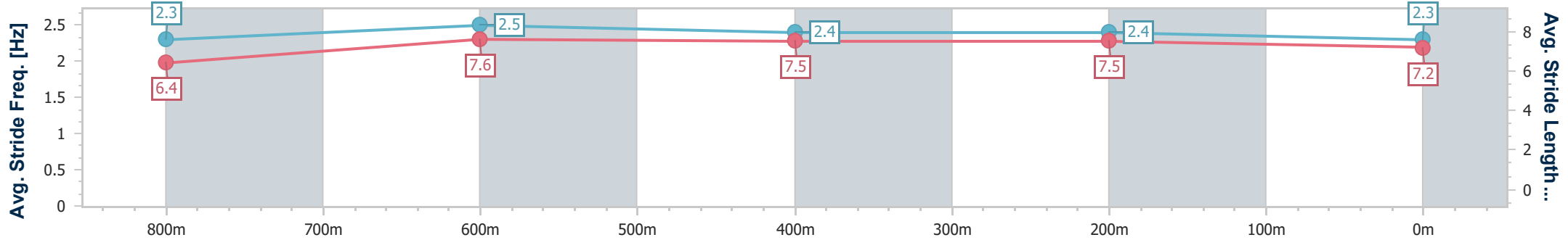
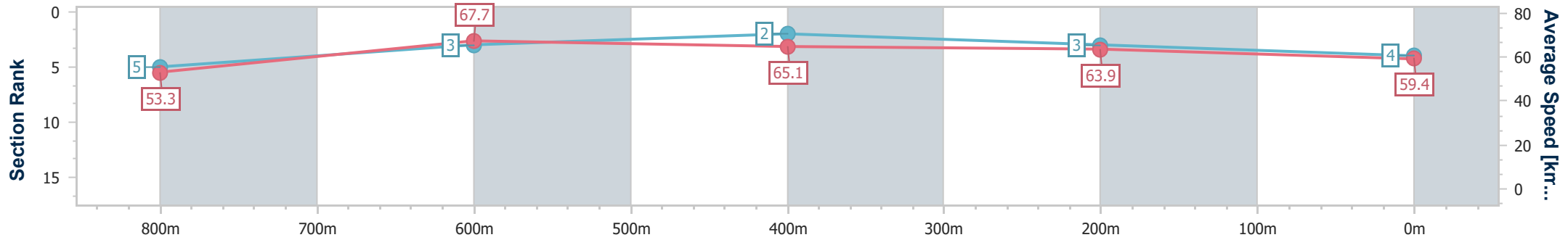
Sunshine Coast Poly Track QLD Professional
 Race 1: TRAVIS SCHULTZ & PARTNERS Maiden Handicap - 1000m



12 January 2025 - 12:25

Track Rating: Synthetic, Weather: Overcast, Rail Position: True

Section	Overall	800m	600m	400m	200m
Section Times	0:59.17 [4] (0:13.59)	0:45.58 [5] (0:10.73)	0:34.85 [3] (0:11.40)	0:23.45 [2] (0:11.33)	0:12.12 [3] (0:12.12)
Average Speed [km/h]	53.3	67.7	65.1	63.9	59.4
Top Speed [km/h]	66.6	69.0	66.5	64.8	62.1
Avg. Dist. to Rail [m]	4.7	1.6	4.2	5.8	5.8
Avg. Stride Freq. [Hz]	2.3	2.5	2.4	2.4	2.3
Avg. Stride Length [m]	6.4	7.6	7.5	7.5	7.2



- [] Ranking at each section and finish
- .-.- No data available at this section
- NA No data available



Horse/Jockey Name	Rubos
Final Rank	5
Fastest Section Time (Section)	0:11.07 (800m)
Top Speed [km/h] (Section)	68.6 (800m)
Race State	Finished



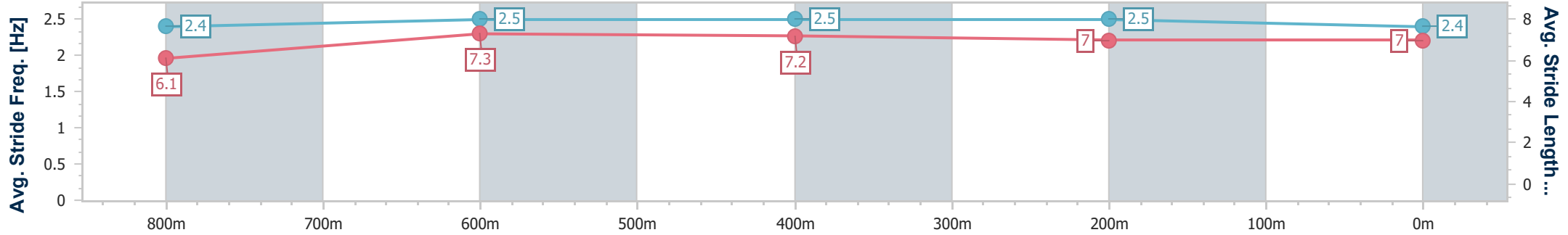
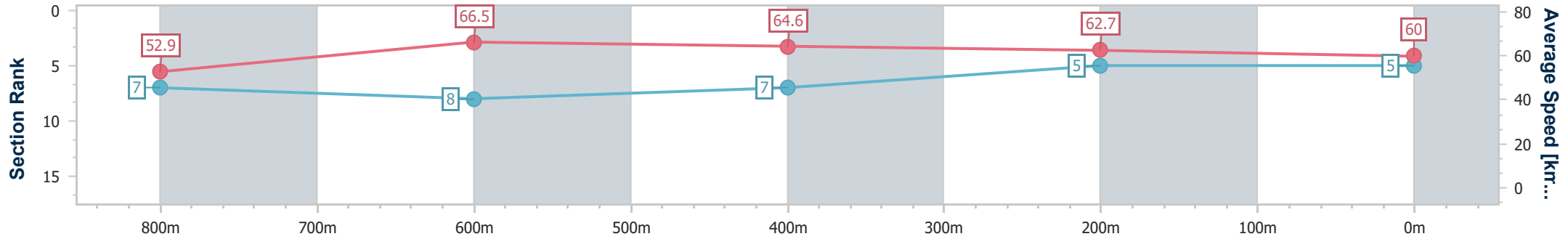
Sunshine Coast Poly Track QLD Professional
Race 1: TRAVIS SCHULTZ & PARTNERS Maiden Handicap - 1000m



12 January 2025 - 12:25

Track Rating: Synthetic, Weather: Overcast, Rail Position: True

Section	Overall	800m	600m	400m	200m
Section Times	0:59.66 [5] (0:13.66)	0:46.00 [7] (0:11.07)	0:34.93 [8] (0:11.44)	0:23.49 [7] (0:11.48)	0:12.01 [5] (0:12.01)
Average Speed [km/h]	52.9	66.5	64.6	62.7	60.0
Top Speed [km/h]	66.4	68.6	66.9	63.3	63.3
Avg. Dist. to Rail [m]	6.2	3.0	3.3	7.0	6.9
Avg. Stride Freq. [Hz]	2.4	2.5	2.5	2.5	2.4
Avg. Stride Length [m]	6.1	7.3	7.2	7.0	7.0



- [] Ranking at each section and finish
- .-.- No data available at this section
- NA No data available



Horse/Jockey Name	Cherry Pop
Final Rank	6
Fastest Section Time (Section)	0:11.08 (800m)
Top Speed [km/h] (Section)	67.8 (800m)
Race State	Finished



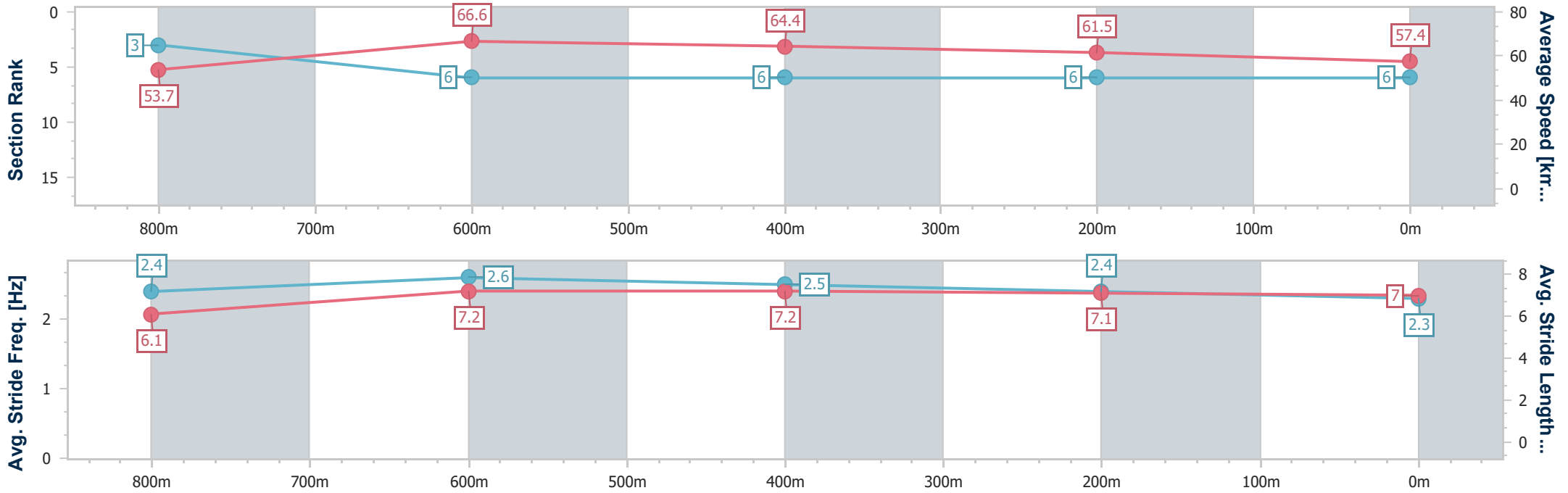
Sunshine Coast Poly Track QLD Professional
Race 1: TRAVIS SCHULTZ & PARTNERS Maiden Handicap - 1000m



12 January 2025 - 12:25

Track Rating: Synthetic, Weather: Overcast, Rail Position: True

Section	Overall	800m	600m	400m	200m
Section Times	1:00.43 [6] (0:13.46)	0:46.97 [3] (0:11.08)	0:35.89 [6] (0:11.58)	0:24.31 [6] (0:11.72)	0:12.59 [6] (0:12.59)
Average Speed [km/h]	53.7	66.6	64.4	61.5	57.4
Top Speed [km/h]	67.6	67.8	66.1	63.4	59.9
Avg. Dist. to Rail [m]	4.4	3.6	4.7	7.2	5.8
Avg. Stride Freq. [Hz]	2.4	2.6	2.5	2.4	2.3
Avg. Stride Length [m]	6.1	7.2	7.2	7.1	7.0



- [] Ranking at each section and finish
- .-.- No data available at this section
- NA No data available



Horse/Jockey Name	She's So Swank
Final Rank	7
Fastest Section Time (Section)	0:10.86 (800m)
Top Speed [km/h] (Section)	68.0 (800m)
Race State	Finished



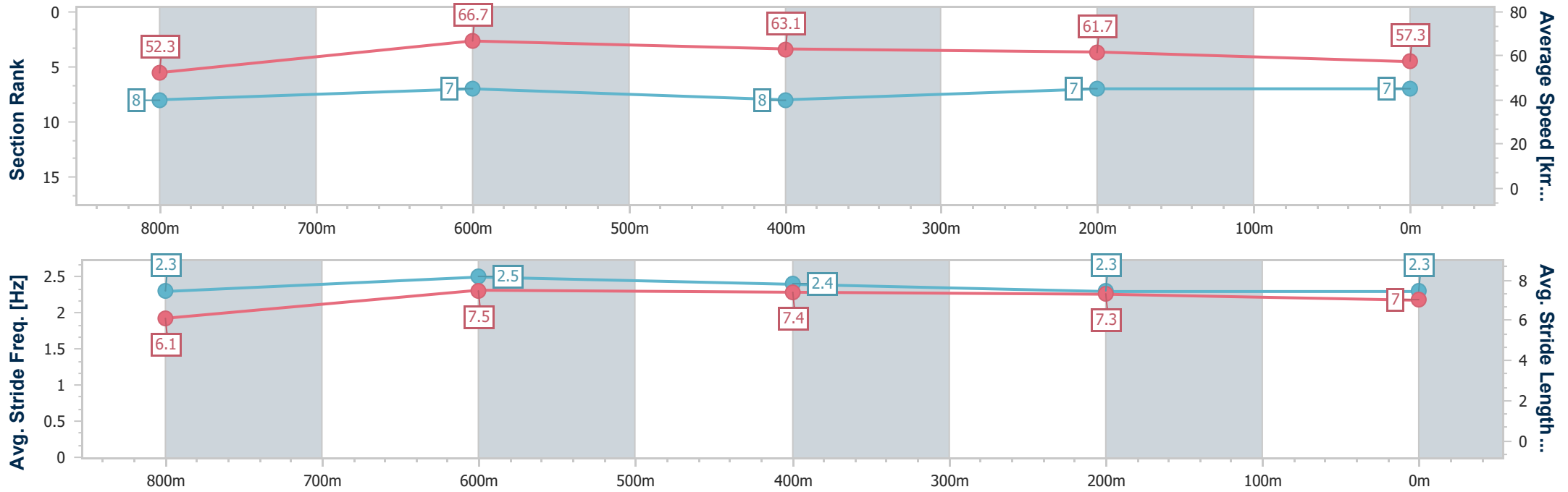
Sunshine Coast Poly Track QLD Professional
Race 1: TRAVIS SCHULTZ & PARTNERS Maiden Handicap - 1000m



12 January 2025 - 12:25

Track Rating: Synthetic, Weather: Overcast, Rail Position: True

Section	Overall	800m	600m	400m	200m
Section Times	1:00.48 [7] (0:13.79)	0:46.69 [8] (0:10.86)	0:35.83 [7] (0:11.53)	0:24.30 [8] (0:11.70)	0:12.60 [7] (0:12.60)
Average Speed [km/h]	52.3	66.7	63.1	61.7	57.3
Top Speed [km/h]	66.9	68.0	66.4	63.3	59.9
Avg. Dist. to Rail [m]	3.0	0.8	0.9	1.4	2.6
Avg. Stride Freq. [Hz]	2.3	2.5	2.4	2.3	2.3
Avg. Stride Length [m]	6.1	7.5	7.4	7.3	7.0



- [] Ranking at each section and finish
- .-.- No data available at this section
- NA No data available



Horse/Jockey Name	Hostwin Erico
Final Rank	8
Fastest Section Time (Section)	0:11.05 (800m)
Top Speed [km/h] (Section)	69.5 (Overall)
Race State	Finished



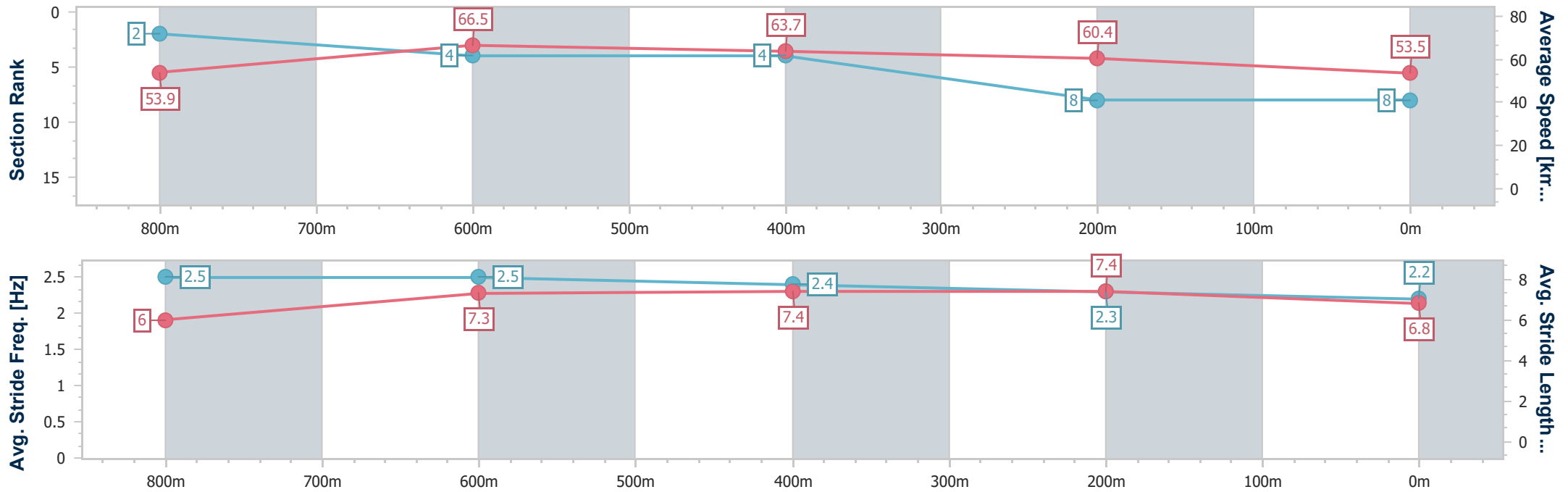
Sunshine Coast Poly Track QLD Professional
 Race 1: TRAVIS SCHULTZ & PARTNERS Maiden Handicap - 1000m



12 January 2025 - 12:25

Track Rating: Synthetic, Weather: Overcast, Rail Position: True

Section	Overall	800m	600m	400m	200m
Section Times	1:01.31 [8] (0:13.38)	0:47.93 [2] (0:11.05)	0:36.88 [4] (0:11.50)	0:25.38 [4] (0:11.96)	0:13.42 [8] (0:13.42)
Average Speed [km/h]	53.9	66.5	63.7	60.4	53.5
Top Speed [km/h]	69.5	69.4	66.2	62.4	57.3
Avg. Dist. to Rail [m]	1.6	2.0	2.3	3.6	4.9
Avg. Stride Freq. [Hz]	2.5	2.5	2.4	2.3	2.2
Avg. Stride Length [m]	6.0	7.3	7.4	7.4	6.8



- [] Ranking at each section and finish
- .-.- No data available at this section
- NA No data available



Sunshine Coast Poly Track QLD Professional

Race 2: MAEVA HOSPITALITY QTIS Three-Year-Old Maiden Handicap - 1100m

12 January 2025 - 13:00



Track Rating: Synthetic, Weather: Overcast, Rail Position: True

Section		Overall	1000m	800m	600m	400m	200m	Last 600m					
Field Times		1:05.09 (0:07.94)	0:57.15 (0:10.62)	0:46.53 (0:11.11)	0:35.42 (0:11.91)	0:23.51 (0:11.53)	0:11.98 (0:11.98)	0:35.42					
Rank	TAB Horse/Jockey	Barrier	Top Speed [km/h]	Fastest Section	Margin							Distance Travelled [m]	
1	12 BLAKEMORE AVENUE Damien Thornton	8	67.2	0:08.04	1:05.09 [1] (0:08.04)	0:57.05 [4] (0:10.91)	0:46.14 [4] (0:10.94)	0:35.20 [3] (0:11.87)	0:23.33 [3] (0:11.40)	0:11.93 [2] (0:11.93)	1:05.09	0:35.20	
2	9 BLUE MOVES Jace McMurray	21	69.3	0:07.98	1:05.15 [2] (0:07.98)	0:57.17 [3] (0:10.58)	0:46.59 [1] (0:11.11)	0:35.48 [1] (0:11.93)	0:23.55 [2] (0:11.51)	0:12.04 [1] (0:12.04)	0.2L	0:35.48	+6
3	5 SAN JOSE BOY Jake Bayliss	15	65.5	0:08.34	1:05.61 [3] (0:08.34)	0:57.27 [8] (0:11.26)	0:46.01 [7] (0:11.09)	0:34.92 [6] (0:11.48)	0:23.44 [5] (0:11.35)	0:12.09 [4] (0:12.09)	3L	0:34.92	+1
4	3 FAIRFAX DIAMOND Sean Cormack	17	65.8	0:08.31	1:05.78 [4] (0:08.31)	0:57.47 [7] (0:11.31)	0:46.16 [8] (0:11.55)	0:34.61 [8] (0:11.33)	0:23.28 [7] (0:11.32)	0:11.96 [6] (0:11.96)	3.8L	0:34.61	+4
5	4 ENIDZEL Kyle Wilson-Taylor	11	65.2	0:08.20	1:05.86 [5] (0:08.20)	0:57.66 [6] (0:11.21)	0:46.45 [6] (0:11.65)	0:34.80 [7] (0:11.87)	0:22.93 [8] (0:11.20)	0:11.73 [7] (0:11.73)	4.1L	0:34.80	+11
6	1 BRUTAL ADVANCE Brandon Lerena	13	67.2	0:07.96	1:05.99 [6] (0:07.96)	0:58.03 [2] (0:10.85)	0:47.18 [3] (0:11.11)	0:36.07 [4] (0:11.97)	0:24.10 [4] (0:11.75)	0:12.35 [5] (0:12.35)	4.9L	0:36.07	+4
7	14 KENNY THE BAKER James Orman	12	69.4	0:07.94	1:06.17 [7] (0:07.94)	0:58.23 [1] (0:10.62)	0:47.61 [2] (0:11.13)	0:36.48 [2] (0:11.89)	0:24.59 [1] (0:11.79)	0:12.80 [3] (0:12.80)	5.9L	0:36.48	+3
8	10 LETHALLY STELLA Nikita Beriman	10	66.4	0:08.13	1:06.89 [8] (0:08.13)	0:58.76 [5] (0:11.10)	0:47.66 [5] (0:11.40)	0:36.26 [5] (0:11.66)	0:24.60 [6] (0:11.89)	0:12.71 [8] (0:12.71)	10.2L	0:36.26	+5

Scratched: Busker (#2), Acapulco Girl (#8), Petite Palace (#11), Deuterium (#13), Stromboli Delight (#15), Maserati Lady (#16), Ninjizou (#17), Butwedid (#18), Neo Vici (#20), Mister Tudor (#21), Tickle My Tos

[] Ranking at each section and finish
 -:-:- No data available at this section
 NA No data available

SCN Saddle cloth number
 DNF Did not finish
 DNT Did not track



Horse/Jockey Name	Blakemore Avenue
Final Rank	1
Fastest Section Time (Section)	0:08.04 (Overall)
Top Speed [km/h] (Section)	67.2 (1000m)
Race State	Finished



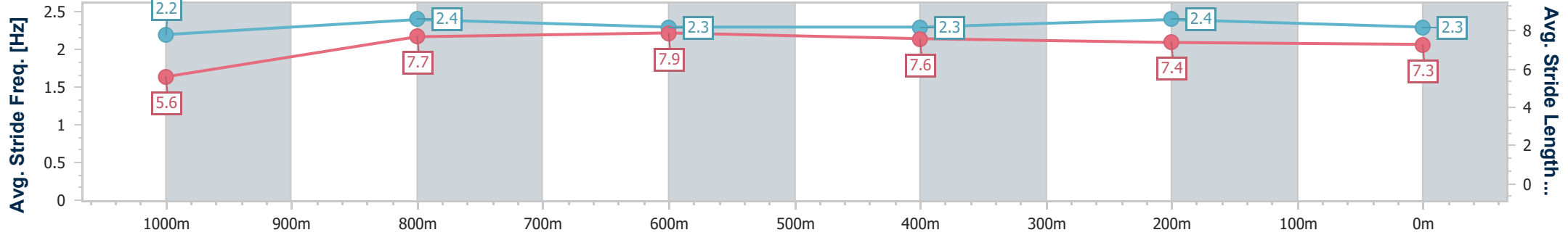
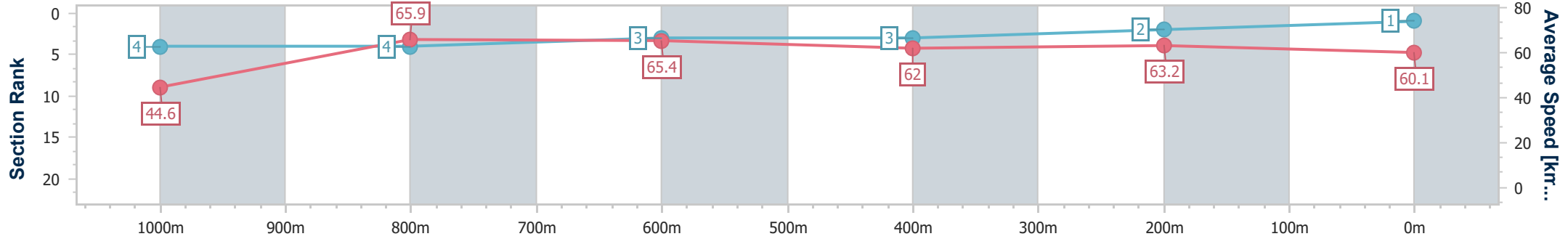
Sunshine Coast Poly Track QLD Professional
 Race 2: MAEVA HOSPITALITY QTIS Three-Year-Old Maiden Handicap - 1100m



12 January 2025 - 13:00

Track Rating: Synthetic, Weather: Overcast, Rail Position: True

Section	Overall	1000m	800m	600m	400m	200m
Section Times	1:05.09 [1] (0:08.04)	0:57.05 [4] (0:10.91)	0:46.14 [4] (0:10.94)	0:35.20 [3] (0:11.87)	0:23.33 [3] (0:11.40)	0:11.93 [2] (0:11.93)
Average Speed [km/h]	44.6	65.9	65.4	62.0	63.2	60.1
Top Speed [km/h]	63.4	67.2	66.5	63.4	64.2	62.2
Avg. Dist. to Rail [m]	1.5	1.8	1.1	2.9	5.3	6.1
Avg. Stride Freq. [Hz]	2.2	2.4	2.3	2.3	2.4	2.3
Avg. Stride Length [m]	5.6	7.7	7.9	7.6	7.4	7.3



- [] Ranking at each section and finish
- .-.- No data available at this section
- NA No data available



Horse/Jockey Name	Blue Moves
Final Rank	2
Fastest Section Time (Section)	0:07.98 (Overall)
Top Speed [km/h] (Section)	69.3 (1000m)
Race State	Finished



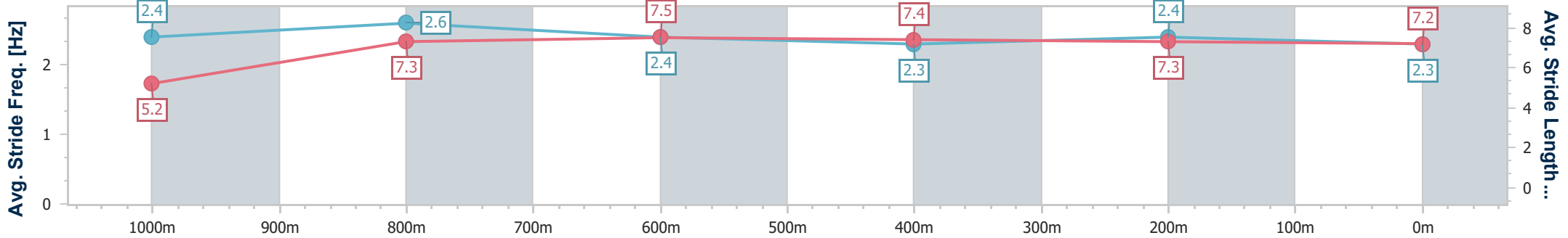
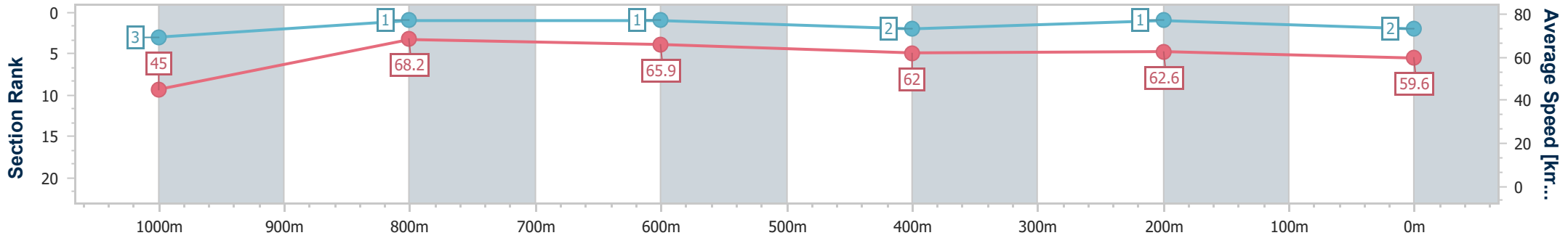
Sunshine Coast Poly Track QLD Professional
 Race 2: MAEVA HOSPITALITY QTIS Three-Year-Old Maiden Handicap - 1100m



12 January 2025 - 13:00

Track Rating: Synthetic, Weather: Overcast, Rail Position: True

Section	Overall	1000m	800m	600m	400m	200m
Section Times	1:05.15 [2] (0:07.98)	0:57.17 [3] (0:10.58)	0:46.59 [1] (0:11.11)	0:35.48 [1] (0:11.93)	0:23.55 [2] (0:11.51)	0:12.04 [1] (0:12.04)
Average Speed [km/h]	45.0	68.2	65.9	62.0	62.6	59.6
Top Speed [km/h]	64.7	69.3	67.8	64.3	63.8	61.7
Avg. Dist. to Rail [m]	6.6	3.3	2.0	4.1	4.6	5.1
Avg. Stride Freq. [Hz]	2.4	2.6	2.4	2.3	2.4	2.3
Avg. Stride Length [m]	5.2	7.3	7.5	7.4	7.3	7.2



- [] Ranking at each section and finish
- .-.- No data available at this section
- NA No data available



Horse/Jockey Name	San Jose Boy
Final Rank	3
Fastest Section Time (Section)	0:08.34 (Overall)
Top Speed [km/h] (Section)	65.5 (800m)
Race State	Finished



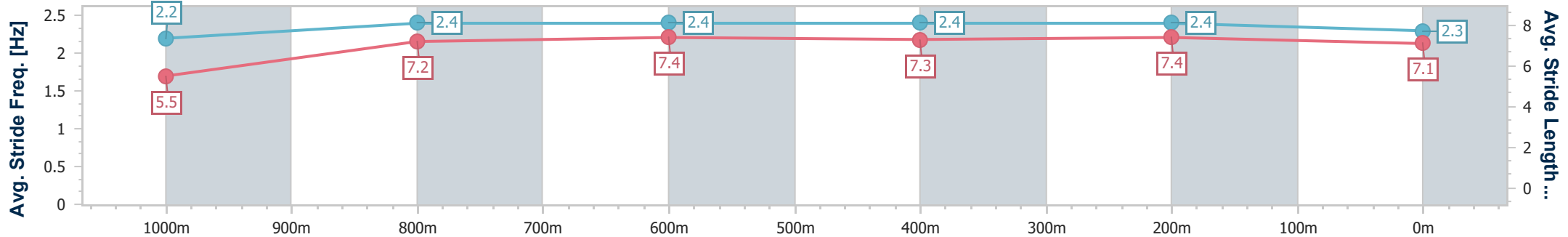
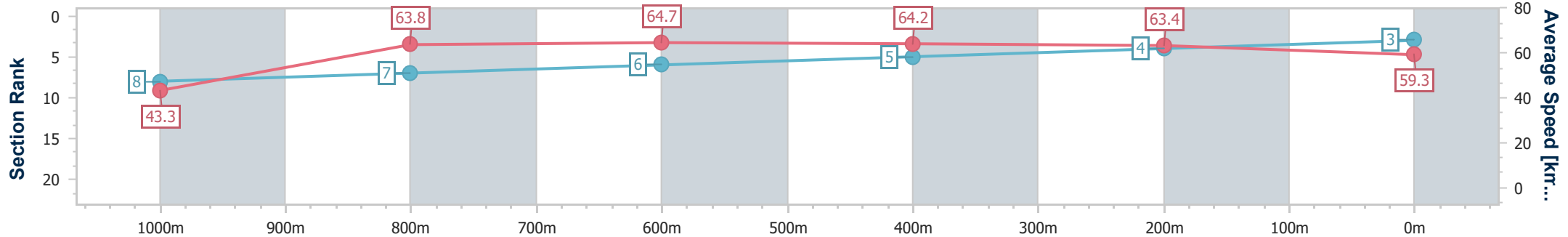
Sunshine Coast Poly Track QLD Professional
 Race 2: MAEVA HOSPITALITY QTIS Three-Year-Old Maiden Handicap - 1100m



12 January 2025 - 13:00

Track Rating: Synthetic, Weather: Overcast, Rail Position: True

Section	Overall	1000m	800m	600m	400m	200m
Section Times	1:05.61 [3] (0:08.34)	0:57.27 [8] (0:11.26)	0:46.01 [7] (0:11.09)	0:34.92 [6] (0:11.48)	0:23.44 [5] (0:11.35)	0:12.09 [4] (0:12.09)
Average Speed [km/h]	43.3	63.8	64.7	64.2	63.4	59.3
Top Speed [km/h]	60.4	65.5	65.5	65.0	64.7	62.3
Avg. Dist. to Rail [m]	2.8	1.3	1.7	3.4	5.2	6.7
Avg. Stride Freq. [Hz]	2.2	2.4	2.4	2.4	2.4	2.3
Avg. Stride Length [m]	5.5	7.2	7.4	7.3	7.4	7.1



- [] Ranking at each section and finish
- .-.- No data available at this section
- NA No data available



Horse/Jockey Name	Fairfax Diamond
Final Rank	4
Fastest Section Time (Section)	0:08.31 (Overall)
Top Speed [km/h] (Section)	65.8 (600m)
Race State	Finished



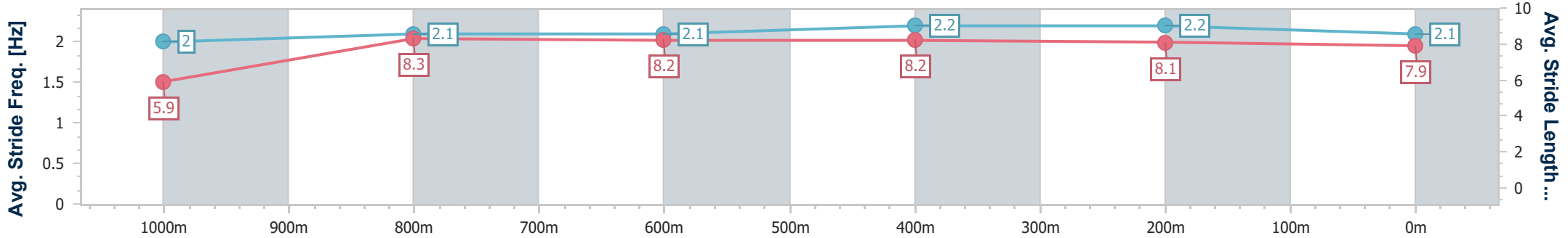
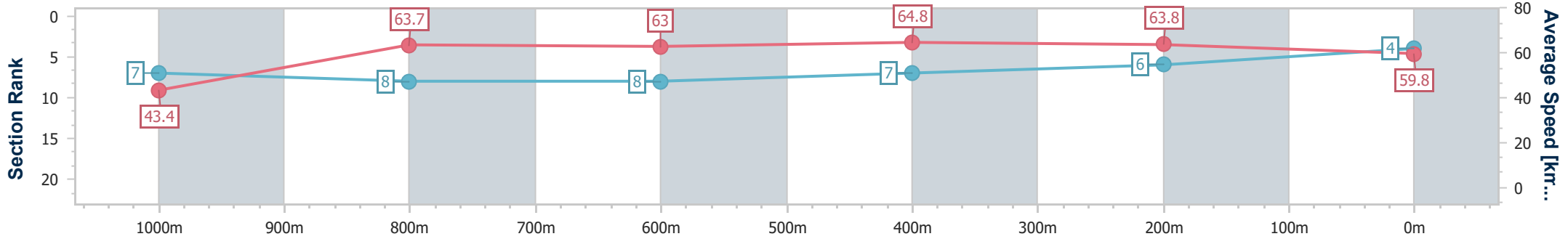
Sunshine Coast Poly Track QLD Professional
 Race 2: MAEVA HOSPITALITY QTIS Three-Year-Old Maiden Handicap - 1100m



12 January 2025 - 13:00

Track Rating: Synthetic, Weather: Overcast, Rail Position: True

Section	Overall	1000m	800m	600m	400m	200m
Section Times	1:05.78 [4] (0:08.31)	0:57.47 [7] (0:11.31)	0:46.16 [8] (0:11.55)	0:34.61 [8] (0:11.33)	0:23.28 [7] (0:11.32)	0:11.96 [6] (0:11.96)
Average Speed [km/h]	43.4	63.7	63.0	64.8	63.8	59.8
Top Speed [km/h]	60.9	65.4	65.2	65.8	64.4	62.3
Avg. Dist. to Rail [m]	4.3	1.0	1.6	3.3	7.5	8.3
Avg. Stride Freq. [Hz]	2.0	2.1	2.1	2.2	2.2	2.1
Avg. Stride Length [m]	5.9	8.3	8.2	8.2	8.1	7.9



- [] Ranking at each section and finish
- .-.- No data available at this section
- NA No data available



Horse/Jockey Name	Enidzel
Final Rank	5
Fastest Section Time (Section)	0:08.20 (Overall)
Top Speed [km/h] (Section)	65.2 (400m)
Race State	Finished



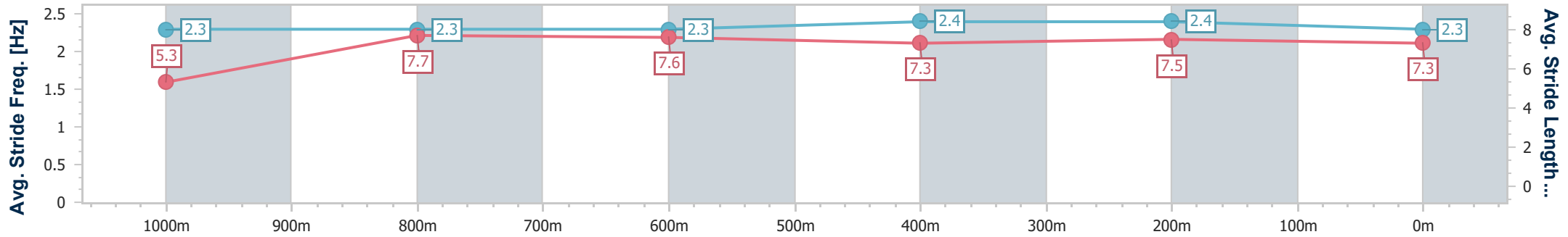
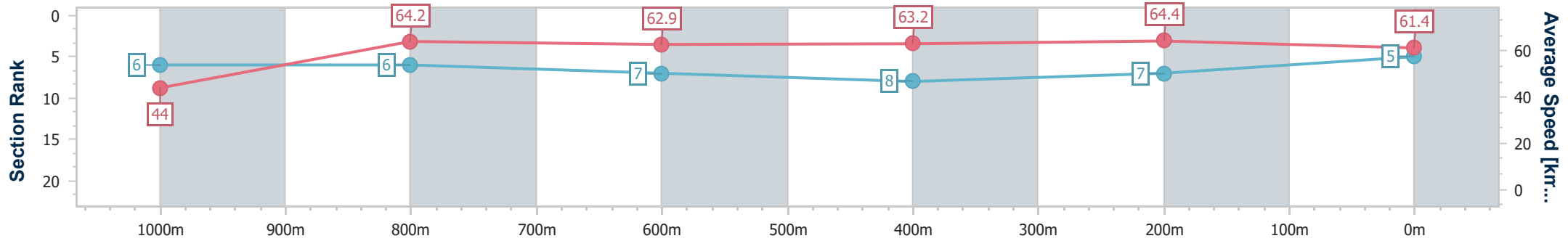
Sunshine Coast Poly Track QLD Professional
 Race 2: MAEVA HOSPITALITY QTIS Three-Year-Old Maiden Handicap - 1100m



12 January 2025 - 13:00

Track Rating: Synthetic, Weather: Overcast, Rail Position: True

Section	Overall	1000m	800m	600m	400m	200m
Section Times	1:05.86 [5] (0:08.20)	0:57.66 [6] (0:11.21)	0:46.45 [6] (0:11.65)	0:34.80 [7] (0:11.87)	0:22.93 [8] (0:11.20)	0:11.73 [7] (0:11.73)
Average Speed [km/h]	44.0	64.2	62.9	63.2	64.4	61.4
Top Speed [km/h]	62.5	64.9	63.8	64.9	65.2	63.1
Avg. Dist. to Rail [m]	1.6	0.5	2.7	6.6	8.6	9.3
Avg. Stride Freq. [Hz]	2.3	2.3	2.3	2.4	2.4	2.3
Avg. Stride Length [m]	5.3	7.7	7.6	7.3	7.5	7.3



- [] Ranking at each section and finish
- .-.- No data available at this section
- NA No data available



Horse/Jockey Name	Brutal Advance
Final Rank	6
Fastest Section Time (Section)	0:07.96 (Overall)
Top Speed [km/h] (Section)	67.2 (1000m)
Race State	Finished



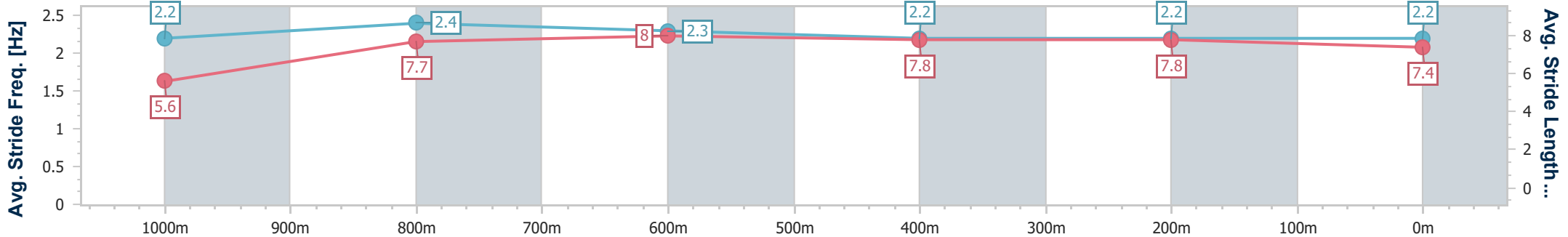
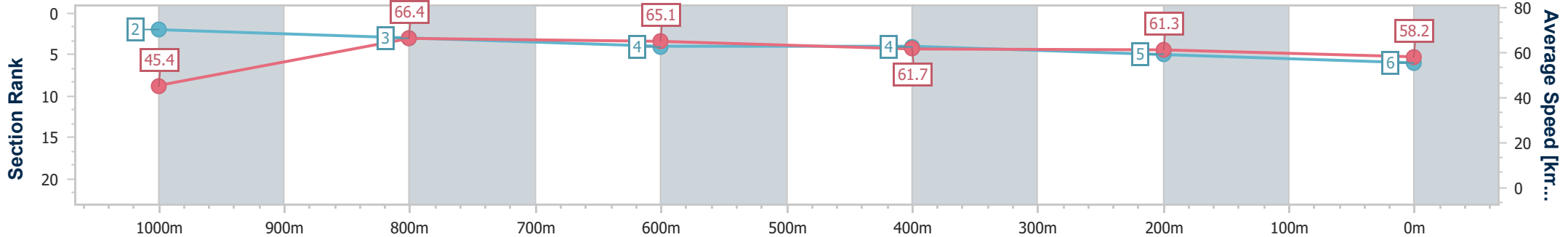
Sunshine Coast Poly Track QLD Professional
 Race 2: MAEVA HOSPITALITY QTIS Three-Year-Old Maiden Handicap - 1100m



12 January 2025 - 13:00

Track Rating: Synthetic, Weather: Overcast, Rail Position: True

Section	Overall	1000m	800m	600m	400m	200m
Section Times	1:05.99 [6] (0:07.96)	0:58.03 [2] (0:10.85)	0:47.18 [3] (0:11.11)	0:36.07 [4] (0:11.97)	0:24.10 [4] (0:11.75)	0:12.35 [5] (0:12.35)
Average Speed [km/h]	45.4	66.4	65.1	61.7	61.3	58.2
Top Speed [km/h]	65.0	67.2	66.1	63.4	62.4	60.1
Avg. Dist. to Rail [m]	3.0	1.0	0.9	4.0	6.1	7.0
Avg. Stride Freq. [Hz]	2.2	2.4	2.3	2.2	2.2	2.2
Avg. Stride Length [m]	5.6	7.7	8.0	7.8	7.8	7.4



- [] Ranking at each section and finish
- .-.- No data available at this section
- NA No data available



Horse/Jockey Name	Kenny The Baker
Final Rank	7
Fastest Section Time (Section)	0:07.94 (Overall)
Top Speed [km/h] (Section)	69.4 (1000m)
Race State	Finished



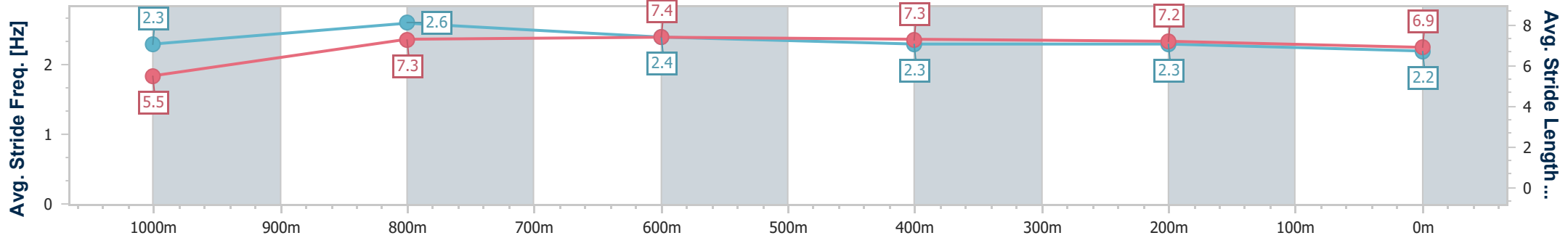
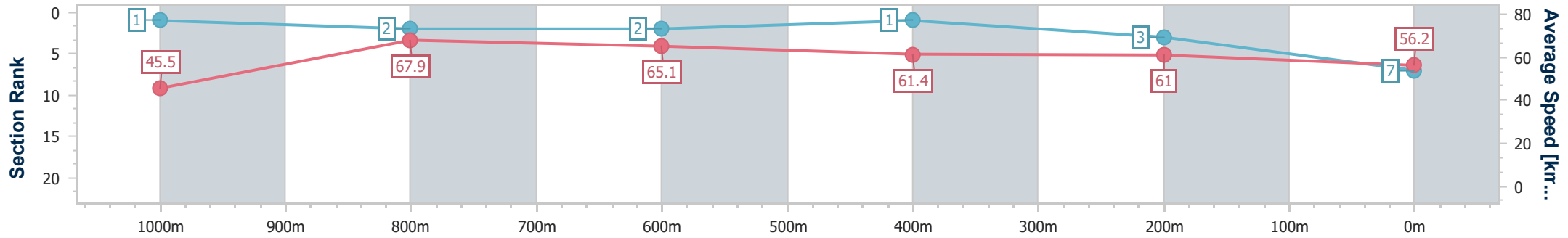
Sunshine Coast Poly Track QLD Professional
 Race 2: MAEVA HOSPITALITY QTIS Three-Year-Old Maiden Handicap - 1100m



12 January 2025 - 13:00

Track Rating: Synthetic, Weather: Overcast, Rail Position: True

Section	Overall	1000m	800m	600m	400m	200m
Section Times	1:06.17 [7] (0:07.94)	0:58.23 [1] (0:10.62)	0:47.61 [2] (0:11.13)	0:36.48 [2] (0:11.89)	0:24.59 [1] (0:11.79)	0:12.80 [3] (0:12.80)
Average Speed [km/h]	45.5	67.9	65.1	61.4	61.0	56.2
Top Speed [km/h]	63.7	69.4	68.6	63.5	63.2	58.8
Avg. Dist. to Rail [m]	3.2	0.9	1.5	2.2	1.7	3.6
Avg. Stride Freq. [Hz]	2.3	2.6	2.4	2.3	2.3	2.2
Avg. Stride Length [m]	5.5	7.3	7.4	7.3	7.2	6.9



- [] Ranking at each section and finish
- .-.- No data available at this section
- NA No data available



Horse/Jockey Name	Lethally Stella
Final Rank	8
Fastest Section Time (Section)	0:08.13 (Overall)
Top Speed [km/h] (Section)	66.4 (1000m)
Race State	Finished



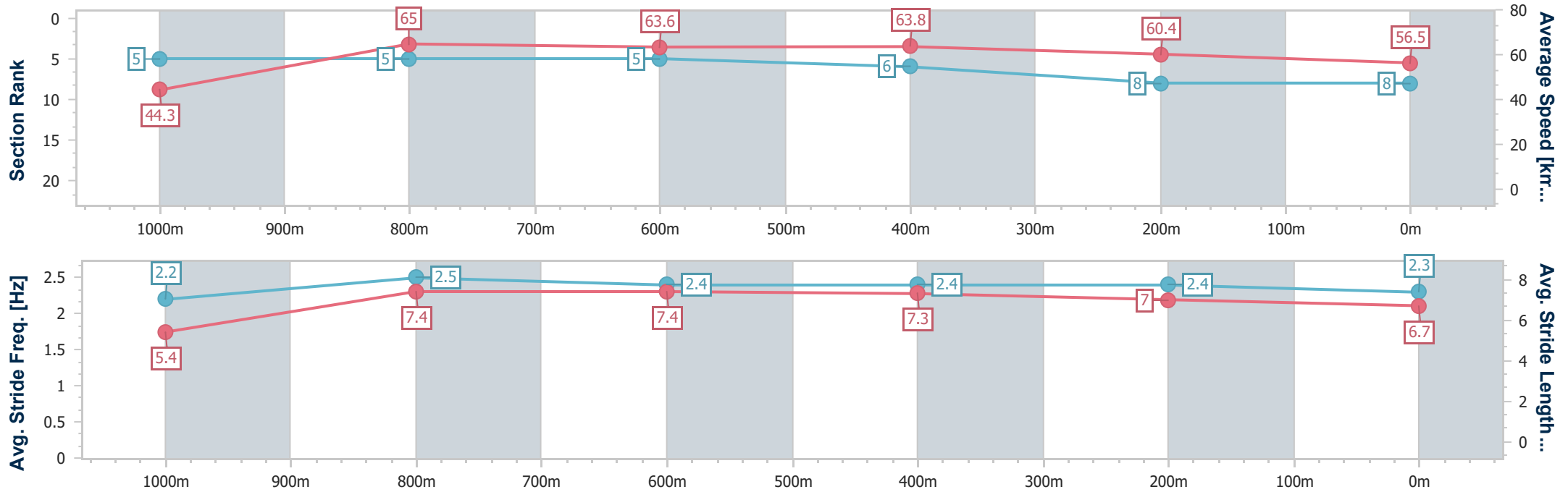
Sunshine Coast Poly Track QLD Professional
 Race 2: MAEVA HOSPITALITY QTIS Three-Year-Old Maiden
 Handicap - 1100m



12 January 2025 - 13:00

Track Rating: Synthetic, Weather: Overcast, Rail Position: True

Section	Overall	1000m	800m	600m	400m	200m
Section Times	1:06.89 [8] (0:08.13)	0:58.76 [5] (0:11.10)	0:47.66 [5] (0:11.40)	0:36.26 [5] (0:11.66)	0:24.60 [6] (0:11.89)	0:12.71 [8] (0:12.71)
Average Speed [km/h]	44.3	65.0	63.6	63.8	60.4	56.5
Top Speed [km/h]	61.5	66.4	64.7	64.3	62.7	59.7
Avg. Dist. to Rail [m]	1.3	0.7	1.2	4.5	6.9	7.6
Avg. Stride Freq. [Hz]	2.2	2.5	2.4	2.4	2.4	2.3
Avg. Stride Length [m]	5.4	7.4	7.4	7.3	7.0	6.7



- [] Ranking at each section and finish
- .-.- No data available at this section
- NA No data available



Sunshine Coast Poly Track QLD Professional

Race 3: KENDRICK RACING Maiden Handicap - 1600m

12 January 2025 - 13:34



Track Rating: Synthetic, Weather: Overcast, Rail Position: True

Section		Overall	1400m	1200m	1000m	800m	600m	400m	Last 600m					
Field Times		1:38.34 (0:13.80)	1:24.54 (0:11.48)	1:13.06 (0:11.81)	1:01.25 (0:12.11)	0:49.14 (0:12.53)	0:36.61 (0:12.28)	0:24.33 (0:11.89)	0:36.61					
Rank	TAB Horse/Jockey	Barrier	Top Speed [km/h]	Fastest Section										Distance Travelled [m]
1	9 VREDEFORT Nikita Beriman	20	63.4 200m	0:11.59 1400m	1:38.34 [1] (0:14.28)	1:24.06 [6] (0:11.59)	1:12.47 [6] (0:12.03)	1:00.44 [7] (0:12.03)	0:48.41 [7] (0:12.49)	0:35.92 [7] (0:12.15)	0:23.77 [6] (0:11.61)	0:35.92		
2	13 WIMOWEH Michael Cahill	1	62.7 1400m	0:11.54 1400m	1:38.48 [2] (0:14.09)	1:24.39 [5] (0:11.54)	1:12.85 [5] (0:11.97)	1:00.88 [5] (0:11.99)	0:48.89 [5] (0:12.63)	0:36.26 [5] (0:12.24)	0:24.02 [3] (0:11.84)	0:36.26	+0	
3	11 DEEP DRIVE Angela Jones	5	64.0 Overall	0:11.48 1400m	1:38.52 [3] (0:13.80)	1:24.72 [1] (0:11.48)	1:13.24 [1] (0:11.96)	1:01.28 [2] (0:12.03)	0:49.25 [2] (0:12.55)	0:36.70 [2] (0:12.40)	0:24.30 [2] (0:11.94)	0:36.70	+5	
4	7 PREFER TO DANCE Ryan Curatolo	6	63.5 1400m	0:11.50 1400m	1:38.57 [4] (0:14.08)	1:24.49 [4] (0:11.50)	1:12.99 [4] (0:11.96)	1:01.03 [4] (0:11.99)	0:49.04 [4] (0:12.65)	0:36.39 [4] (0:12.32)	0:24.07 [5] (0:11.79)	0:36.39	+6	
5	3 FRENCH EMPIRE Ron Stewart	8	64.8 Overall	0:11.50 1400m	1:38.64 [5] (0:13.90)	1:24.74 [3] (0:11.50)	1:13.24 [3] (0:11.69)	1:01.55 [1] (0:12.11)	0:49.44 [1] (0:12.53)	0:36.91 [1] (0:12.28)	0:24.63 [1] (0:11.89)	0:36.91	+3	
6	12 HUMID Bailey Wheeler	2	63.3 1400m	0:11.47 1400m	1:38.94 [6] (0:13.88)	1:25.06 [2] (0:11.47)	1:13.59 [2] (0:11.99)	1:01.60 [3] (0:12.11)	0:49.49 [3] (0:12.61)	0:36.88 [3] (0:12.41)	0:24.47 [4] (0:11.80)	0:36.88	+1	
7	6 PARSIMONIOUS Jake Bayliss	9	64.2 1400m	0:11.31 1400m	1:39.76 [7] (0:14.70)	1:25.06 [7] (0:11.31)	1:13.75 [7] (0:11.79)	1:01.96 [6] (0:11.93)	0:50.03 [6] (0:12.53)	0:37.50 [6] (0:12.56)	0:24.94 [7] (0:12.26)	0:37.50	+8	

Scratched: Before The Thunder (#2), Gentleman Junior (#4), Bolero (#14), Ready To Drink (#15), Samurai Wand (#19), Merron Molly (#20), Yippee Bean (#21), Chillaxing (#1), Hang Out (#5), Vanguard Legend

[] Ranking at each section and finish
 -:-:- No data available at this section
 NA No data available

SCN Saddle cloth number
 DNF Did not finish
 DNT Did not track



Sunshine Coast Poly Track QLD Professional

Race 3: KENDRICK RACING Maiden Handicap - 1600m

12 January 2025 - 13:34



Track Rating: Synthetic, Weather: Overcast, Rail Position: True

Section				200m				Last 600m	
Field Times				0:12.44 (0:12.44)				0:36.61	
Rank	TAB	Horse/Jockey	Barrier	Top Speed [km/h]	Fastest Section	Margin			Distance Travelled [m]
1	9	VREDEFORT Nikita Beriman	20	63.4 200m	0:11.59 1400m	0:12.16 [3] (0:12.16)	1:38.34		0:35.92
2	13	WIMOWEH Michael Cahill	1	62.7 1400m	0:11.54 1400m	0:12.18 [6] (0:12.18)	0.8L		0:36.26 +0
3	11	DEEP DRIVE Angela Jones	5	64.0 Overall	0:11.48 1400m	0:12.36 [2] (0:12.36)	1L		0:36.70 +5
4	7	PREFER TO DANCE Ryan Curatolo	6	63.5 1400m	0:11.50 1400m	0:12.28 [5] (0:12.28)	1.2L		0:36.39 +6
5	3	FRENCH EMPIRE Ron Stewart	8	64.8 Overall	0:11.50 1400m	0:12.74 [1] (0:12.74)	1.5L		0:36.91 +3
6	12	HUMID Bailey Wheeler	2	63.3 1400m	0:11.47 1400m	0:12.67 [4] (0:12.67)	3L		0:36.88 +1
7	6	PARSIMONIOUS Jake Bayliss	9	64.2 1400m	0:11.31 1400m	0:12.68 [7] (0:12.68)	7.8L		0:37.50 +8

Scratched: Before The Thunder (#2), Gentleman Junior (#4), Bolero (#14), Ready To Drink (#15), Samurai Wand (#19), Merron Molly (#20), Yippee Bean (#21), Chillaxing (#1), Hang Out (#5), Vanguard Legend

[] Ranking at each section and finish
 -:-:- No data available at this section
 NA No data available

SCN Saddle cloth number
 DNF Did not finish
 DNT Did not track



Horse/Jockey Name	Vredefort
Final Rank	1
Fastest Section Time (Section)	0:11.59 (1400m)
Top Speed [km/h] (Section)	63.4 (200m)
Race State	Finished



Sunshine Coast Poly Track QLD Professional

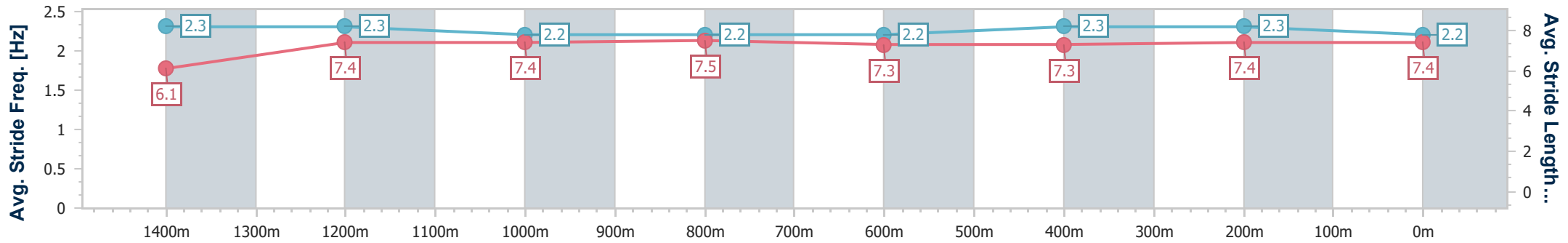
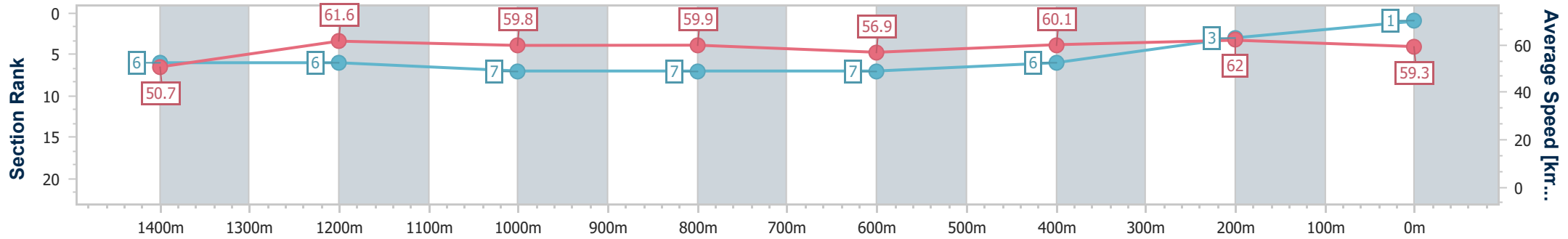
Race 3: KENDRICK RACING Maiden Handicap - 1600m

12 January 2025 - 13:34

Track Rating: Synthetic, Weather: Overcast, Rail Position: True



Section	Overall	1400m	1200m	1000m	800m	600m	400m	200m
Section Times	1:38.34 [1] (0:14.28)	1:24.06 [6] (0:11.59)	1:12.47 [6] (0:12.03)	1:00.44 [7] (0:12.03)	0:48.41 [7] (0:12.49)	0:35.92 [7] (0:12.15)	0:23.77 [6] (0:11.61)	0:12.16 [3] (0:12.16)
Average Speed [km/h]	50.7	61.6	59.8	59.9	56.9	60.1	62.0	59.3
Top Speed [km/h]	63.0	62.7	61.6	61.1	58.5	60.7	63.4	63.4
Avg. Dist. to Rail [m]	4.9	1.0	1.3	1.5	1.5	2.3	6.0	5.1
Avg. Stride Freq. [Hz]	2.3	2.3	2.2	2.2	2.2	2.3	2.3	2.2
Avg. Stride Length [m]	6.1	7.4	7.4	7.5	7.3	7.3	7.4	7.4



- [] Ranking at each section and finish
- .-.- No data available at this section
- NA No data available



Horse/Jockey Name	Wimoweh
Final Rank	2
Fastest Section Time (Section)	0:11.54 (1400m)
Top Speed [km/h] (Section)	62.7 (1400m)
Race State	Finished



Sunshine Coast Poly Track QLD Professional

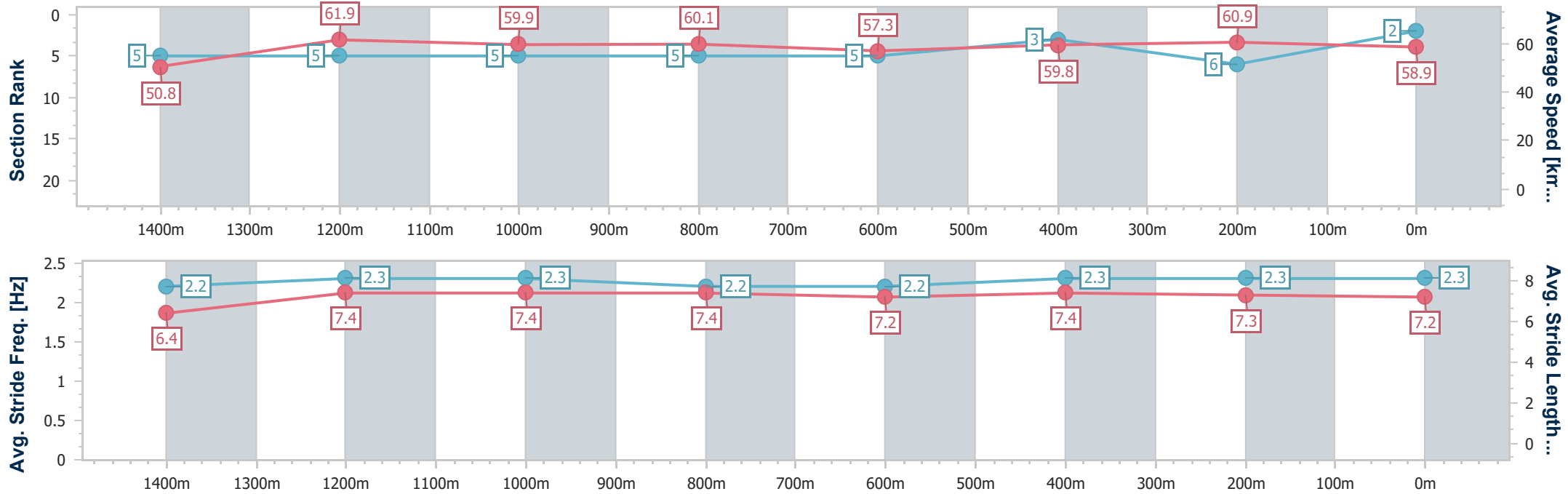
Race 3: KENDRICK RACING Maiden Handicap - 1600m



12 January 2025 - 13:34

Track Rating: Synthetic, Weather: Overcast, Rail Position: True

Section	Overall	1400m	1200m	1000m	800m	600m	400m	200m
Section Times	1:38.48 [2] (0:14.09)	1:24.39 [5] (0:11.54)	1:12.85 [5] (0:11.97)	1:00.88 [5] (0:11.99)	0:48.89 [5] (0:12.63)	0:36.26 [5] (0:12.24)	0:24.02 [3] (0:11.84)	0:12.18 [6] (0:12.18)
Average Speed [km/h]	50.8	61.9	59.9	60.1	57.3	59.8	60.9	58.9
Top Speed [km/h]	62.0	62.7	61.6	61.5	59.2	60.5	61.6	60.7
Avg. Dist. to Rail [m]	1.4	1.8	0.9	0.7	0.7	2.7	5.2	7.9
Avg. Stride Freq. [Hz]	2.2	2.3	2.3	2.2	2.2	2.3	2.3	2.3
Avg. Stride Length [m]	6.4	7.4	7.4	7.4	7.2	7.4	7.3	7.2



- [] Ranking at each section and finish
- .-.- No data available at this section
- NA No data available



Horse/Jockey Name	Deep Drive
Final Rank	3
Fastest Section Time (Section)	0:11.48 (1400m)
Top Speed [km/h] (Section)	64.0 (Overall)
Race State	Finished



Sunshine Coast Poly Track QLD Professional

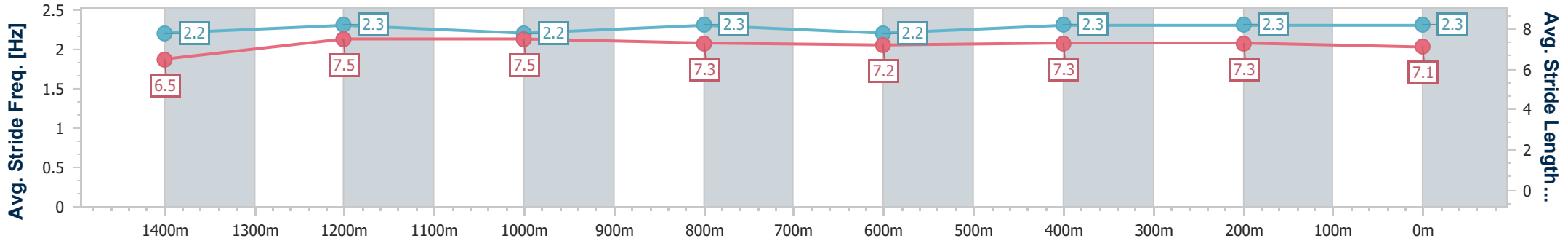
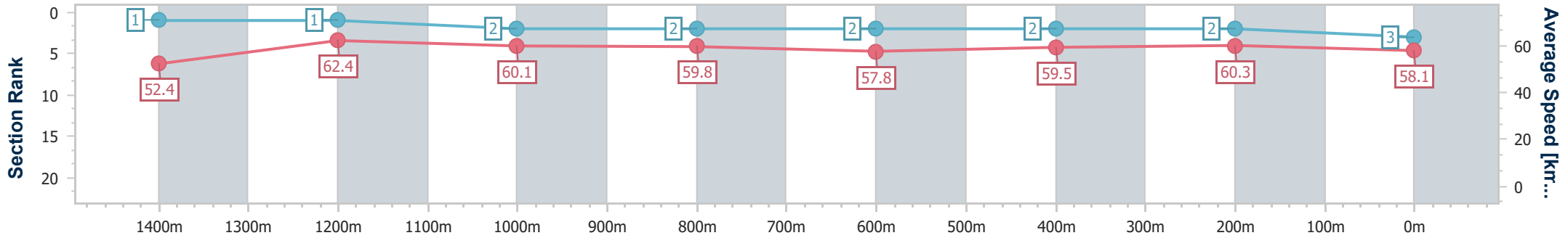
Race 3: KENDRICK RACING Maiden Handicap - 1600m



12 January 2025 - 13:34

Track Rating: Synthetic, Weather: Overcast, Rail Position: True

Section	Overall	1400m	1200m	1000m	800m	600m	400m	200m
Section Times	1:38.52 [3] (0:13.80)	1:24.72 [1] (0:11.48)	1:13.24 [1] (0:11.96)	1:01.28 [2] (0:12.03)	0:49.25 [2] (0:12.55)	0:36.70 [2] (0:12.40)	0:24.30 [2] (0:11.94)	0:12.36 [2] (0:12.36)
Average Speed [km/h]	52.4	62.4	60.1	59.8	57.8	59.5	60.3	58.1
Top Speed [km/h]	64.0	63.5	61.4	61.0	58.7	60.4	60.8	59.9
Avg. Dist. to Rail [m]	1.9	1.1	0.7	0.1	1.1	3.8	5.2	6.2
Avg. Stride Freq. [Hz]	2.2	2.3	2.2	2.3	2.2	2.3	2.3	2.3
Avg. Stride Length [m]	6.5	7.5	7.5	7.3	7.2	7.3	7.3	7.1



- [] Ranking at each section and finish
- .-.- No data available at this section
- NA No data available



Horse/Jockey Name	Prefer To Dance
Final Rank	4
Fastest Section Time (Section)	0:11.50 (1400m)
Top Speed [km/h] (Section)	63.5 (1400m)
Race State	Finished



Sunshine Coast Poly Track QLD Professional

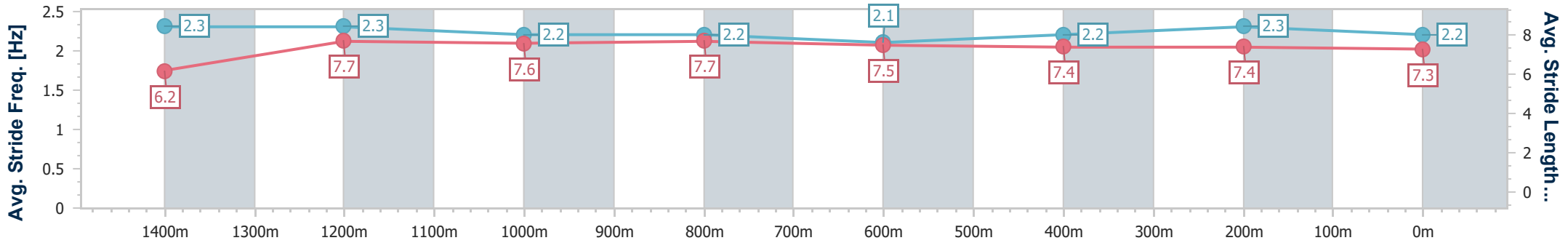
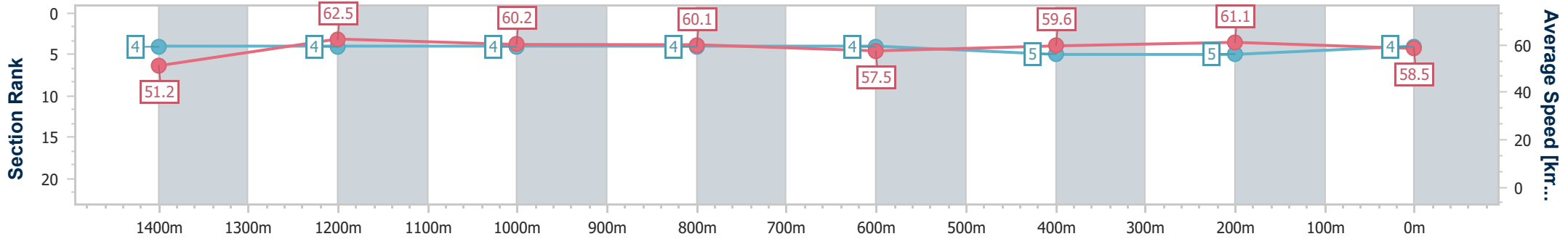
Race 3: KENDRICK RACING Maiden Handicap - 1600m



12 January 2025 - 13:34

Track Rating: Synthetic, Weather: Overcast, Rail Position: True

Section	Overall	1400m	1200m	1000m	800m	600m	400m	200m
Section Times	1:38.57 [4] (0:14.08)	1:24.49 [4] (0:11.50)	1:12.99 [4] (0:11.96)	1:01.03 [4] (0:11.99)	0:49.04 [4] (0:12.65)	0:36.39 [4] (0:12.32)	0:24.07 [5] (0:11.79)	0:12.28 [5] (0:12.28)
Average Speed [km/h]	51.2	62.5	60.2	60.1	57.5	59.6	61.1	58.5
Top Speed [km/h]	63.0	63.5	62.0	60.7	59.4	60.8	61.5	60.9
Avg. Dist. to Rail [m]	3.0	0.5	0.7	0.9	1.3	3.1	5.6	8.3
Avg. Stride Freq. [Hz]	2.3	2.3	2.2	2.2	2.1	2.2	2.3	2.2
Avg. Stride Length [m]	6.2	7.7	7.6	7.7	7.5	7.4	7.4	7.3



- [] Ranking at each section and finish
- .-.- No data available at this section
- NA No data available



Horse/Jockey Name	French Empire
Final Rank	5
Fastest Section Time (Section)	0:11.50 (1400m)
Top Speed [km/h] (Section)	64.8 (Overall)
Race State	Finished



Sunshine Coast Poly Track QLD Professional

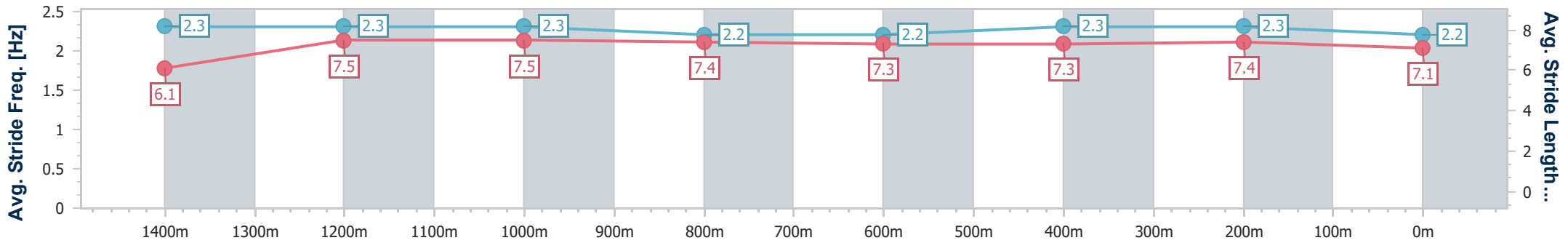
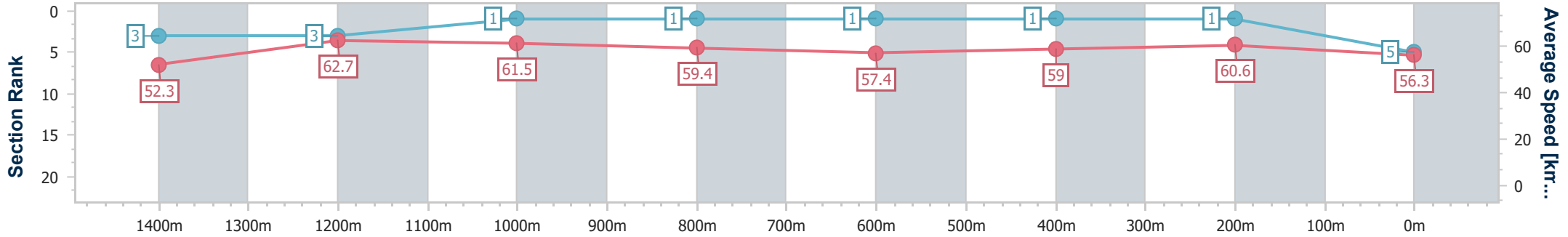
Race 3: KENDRICK RACING Maiden Handicap - 1600m

12 January 2025 - 13:34

Track Rating: Synthetic, Weather: Overcast, Rail Position: True



Section	Overall	1400m	1200m	1000m	800m	600m	400m	200m
Section Times	1:38.64 [5] (0:13.90)	1:24.74 [3] (0:11.50)	1:13.24 [3] (0:11.69)	1:01.55 [1] (0:12.11)	0:49.44 [1] (0:12.53)	0:36.91 [1] (0:12.28)	0:24.63 [1] (0:11.89)	0:12.74 [1] (0:12.74)
Average Speed [km/h]	52.3	62.7	61.5	59.4	57.4	59.0	60.6	56.3
Top Speed [km/h]	64.8	63.5	63.2	63.1	59.0	60.5	61.5	59.1
Avg. Dist. to Rail [m]	4.8	0.4	0.4	1.1	0.5	1.4	3.0	3.9
Avg. Stride Freq. [Hz]	2.3	2.3	2.3	2.2	2.2	2.3	2.3	2.2
Avg. Stride Length [m]	6.1	7.5	7.5	7.4	7.3	7.3	7.4	7.1



- [] Ranking at each section and finish
- .-.- No data available at this section
- NA No data available



Horse/Jockey Name	Humid
Final Rank	6
Fastest Section Time (Section)	0:11.47 (1400m)
Top Speed [km/h] (Section)	63.3 (1400m)
Race State	Finished



Sunshine Coast Poly Track QLD Professional

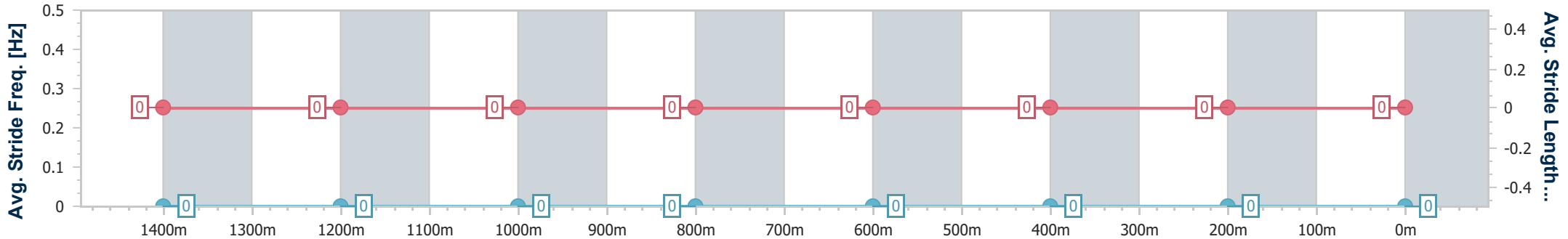
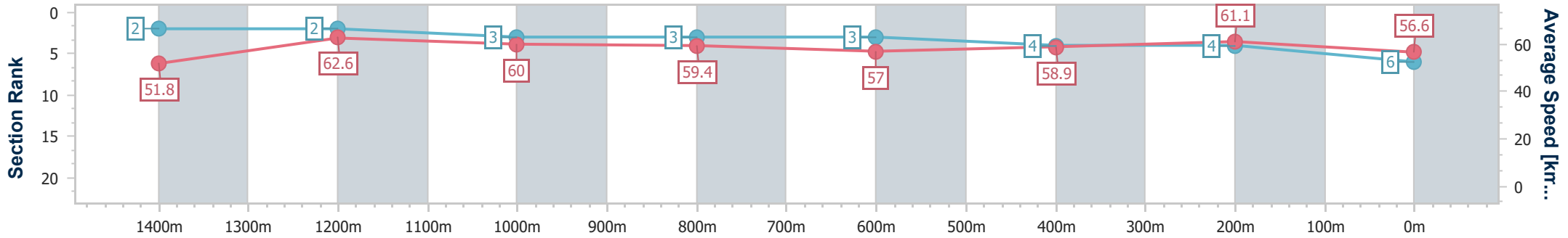
Race 3: KENDRICK RACING Maiden Handicap - 1600m

12 January 2025 - 13:34



Track Rating: Synthetic, Weather: Overcast, Rail Position: True

Section	Overall	1400m	1200m	1000m	800m	600m	400m	200m
Section Times	1:38.94 [6] (0:13.88)	1:25.06 [2] (0:11.47)	1:13.59 [2] (0:11.99)	1:01.60 [3] (0:12.11)	0:49.49 [3] (0:12.61)	0:36.88 [3] (0:12.41)	0:24.47 [4] (0:11.80)	0:12.67 [4] (0:12.67)
Average Speed [km/h]	51.8	62.6	60.0	59.4	57.0	58.9	61.1	56.6
Top Speed [km/h]	63.2	63.3	62.0	60.6	58.1	60.2	62.3	59.5
Avg. Dist. to Rail [m]	1.2	0.4	0.6	0.9	0.7	2.3	2.1	3.8
Avg. Stride Freq. [Hz]	--	--	--	--	--	--	--	--
Avg. Stride Length [m]	--	--	--	--	--	--	--	--



- [] Ranking at each section and finish
- No data available at this section
- NA No data available



Horse/Jockey Name	Parsimonious
Final Rank	7
Fastest Section Time (Section)	0:11.31 (1400m)
Top Speed [km/h] (Section)	64.2 (1400m)
Race State	Finished



Sunshine Coast Poly Track QLD Professional

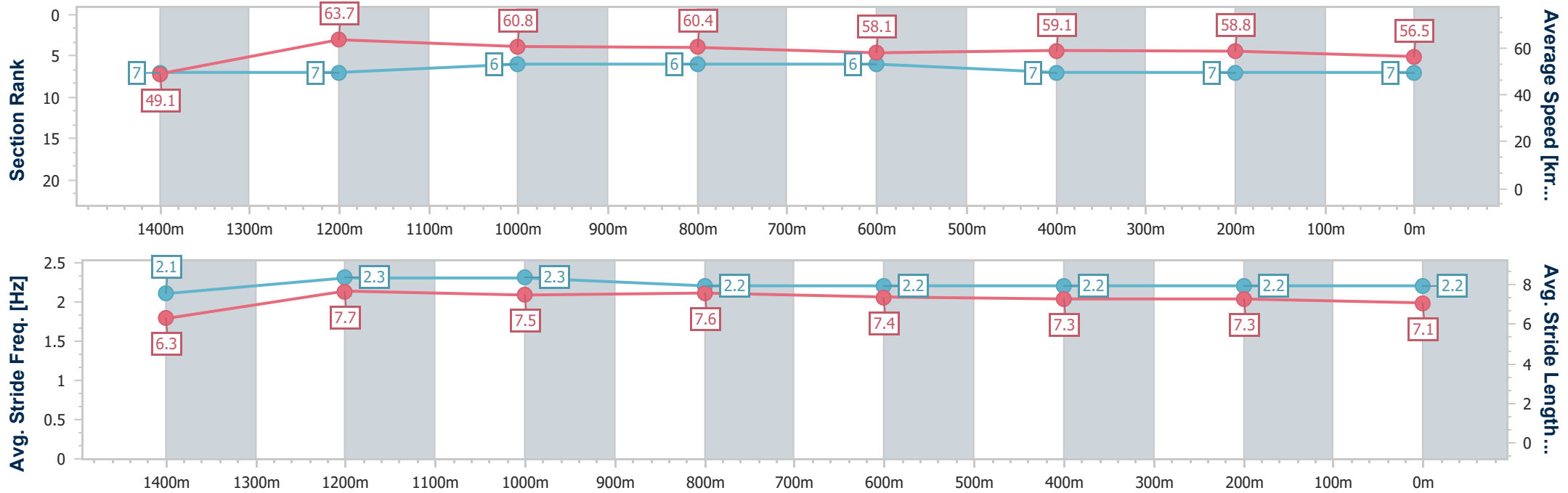
Race 3: KENDRICK RACING Maiden Handicap - 1600m

12 January 2025 - 13:34



Track Rating: Synthetic, Weather: Overcast, Rail Position: True

Section	Overall	1400m	1200m	1000m	800m	600m	400m	200m
Section Times	1:39.76 [7] (0:14.70)	1:25.06 [7] (0:11.31)	1:13.75 [7] (0:11.79)	1:01.96 [6] (0:11.93)	0:50.03 [6] (0:12.53)	0:37.50 [6] (0:12.56)	0:24.94 [7] (0:12.26)	0:12.68 [7] (0:12.68)
Average Speed [km/h]	49.1	63.7	60.8	60.4	58.1	59.1	58.8	56.5
Top Speed [km/h]	62.2	64.2	62.8	61.1	59.4	59.9	59.6	58.2
Avg. Dist. to Rail [m]	4.4	0.5	0.3	0.3	1.6	4.7	6.9	7.8
Avg. Stride Freq. [Hz]	2.1	2.3	2.3	2.2	2.2	2.2	2.2	2.2
Avg. Stride Length [m]	6.3	7.7	7.5	7.6	7.4	7.3	7.3	7.1



- [] Ranking at each section and finish
- .-.- No data available at this section
- NA No data available



Sunshine Coast Poly Track QLD Professional
Race 4: MARTIN COLLINS AUSTRALIA BENCHMARK 68 Handicap - 1600m
12 January 2025 - 14:09



Track Rating: Synthetic, Weather: Overcast, Rail Position: True

Section		Overall	1400m	1200m	1000m	800m	600m	400m	Last 600m				
Field Times		1:37.81 (0:14.15)	1:23.66 (0:11.81)	1:11.85 (0:12.20)	0:59.65 (0:12.04)	0:47.61 (0:12.01)	0:35.60 (0:11.97)	0:23.63 (0:11.68)	0:35.60				
Rank	TAB Horse/Jockey	Barrier	Top Speed [km/h]	Fastest Section									Distance Travelled [m]
1	11 OUTBURST Emily Lang	1	63.4 400m	0:11.51 400m	1:37.81 [1] (0:14.44)	1:23.37 [5] (0:11.89)	1:11.48 [5] (0:12.27)	0:59.21 [5] (0:11.93)	0:47.28 [5] (0:12.16)	0:35.12 [5] (0:11.93)	0:23.19 [4] (0:11.51)	0:35.12	
2	16 SEERESS Bailey Wheeler	4	62.8 400m	0:11.58 400m	1:37.90 [2] (0:14.19)	1:23.71 [2] (0:11.97)	1:11.74 [2] (0:12.16)	0:59.58 [2] (0:12.05)	0:47.53 [3] (0:12.18)	0:35.35 [3] (0:11.89)	0:23.46 [3] (0:11.58)	0:35.35	-5
3	14 ICHIBAN James Orman	5	62.9 400m	0:11.56 400m	1:37.97 [3] (0:14.33)	1:23.64 [3] (0:11.88)	1:11.76 [4] (0:12.20)	0:59.56 [3] (0:11.92)	0:47.64 [2] (0:12.04)	0:35.60 [2] (0:11.93)	0:23.67 [2] (0:11.56)	0:35.60	+0
4	6 DISPUTED RIVER Jace McMurray	13	62.8 Overall	0:11.74 400m	1:38.01 [4] (0:14.15)	1:23.86 [1] (0:11.81)	1:12.05 [1] (0:12.20)	0:59.85 [1] (0:12.04)	0:47.81 [1] (0:12.01)	0:35.80 [1] (0:11.97)	0:23.83 [1] (0:11.74)	0:35.80	+0
5	3 TAPPY'S LAD Paul Hamblin	6	62.2 1400m	0:11.84 1400m	1:38.89 [5] (0:14.36)	1:24.53 [4] (0:11.84)	1:12.69 [3] (0:12.23)	1:00.46 [4] (0:12.04)	0:48.42 [4] (0:12.19)	0:36.23 [4] (0:12.23)	0:24.00 [5] (0:11.91)	0:36.23	+4

Scratched: Applications (#1), New Maher (#2), Original Glaze (#7), Highland Hill (#8), Bella Tivaci (#12), Smooth Torque (#13), Devocean (#15), Zaher (#9), Tropic Sands (#4), Thesecondatportsea (#5), Divaka

[] Ranking at each section and finish
 -:-:- No data available at this section
 NA No data available

SCN Saddle cloth number
 DNF Did not finish
 DNT Did not track



Sunshine Coast Poly Track QLD Professional

Race 4: MARTIN COLLINS AUSTRALIA BENCHMARK 68 Handicap - 1600m

12 January 2025 - 14:09



Track Rating: Synthetic, Weather: Overcast, Rail Position: True

Section				200m				Last 600m	
Field Times				0:11.95 (0:11.95)				0:35.60	
Rank	TAB	Horse/Jockey	Barrier	Top Speed [km/h]	Fastest Section	Margin			Distance Travelled [m]
1	11	OUTBURST	1	63.4	0:11.51	0:11.68 [4]	1:37.81		0:35.12
		Emily Lang		400m	400m	(0:11.68)			
2	16	SEERESS	4	62.8	0:11.58	0:11.88 [3]	0.4L		0:35.35
		Bailey Wheeler		400m	400m	(0:11.88)			-5
3	14	ICHIBAN	5	62.9	0:11.56	0:12.11 [1]	0.7L		0:35.60
		James Orman		400m	400m	(0:12.11)			+0
4	6	DISPUTED RIVER	13	62.8	0:11.74	0:12.09 [2]	0.9L		0:35.80
		Jace McMurray		Overall	400m	(0:12.09)			+0
5	3	TAPPY'S LAD	6	62.2	0:11.84	0:12.09 [5]	5.9L		0:36.23
		Paul Hamblin		1400m	1400m	(0:12.09)			+4

Scratched: Applications (#1), New Maher (#2), Original Glaze (#7), Highland Hill (#8), Bella Tivaci (#12), Smooth Torque (#13), Devocean (#15), Zaher (#9), Tropic Sands (#4), Thesecondatportsea (#5), Divaka



Horse/Jockey Name	Outburst
Final Rank	1
Fastest Section Time (Section)	0:11.51 (400m)
Top Speed [km/h] (Section)	63.4 (400m)
Race State	Finished



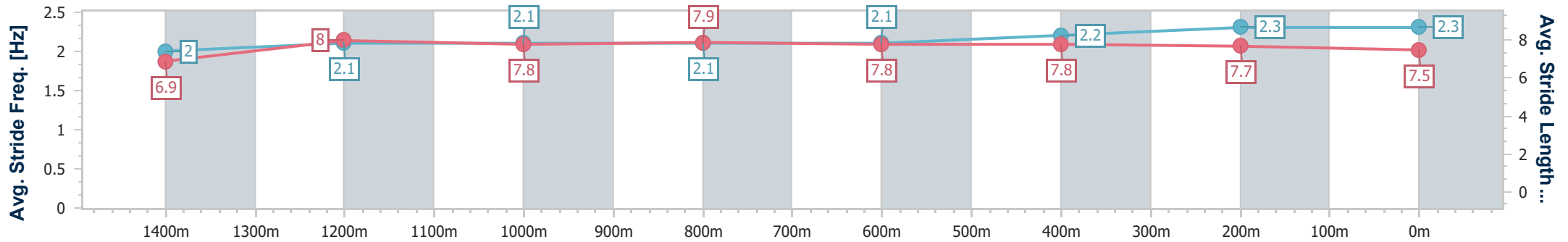
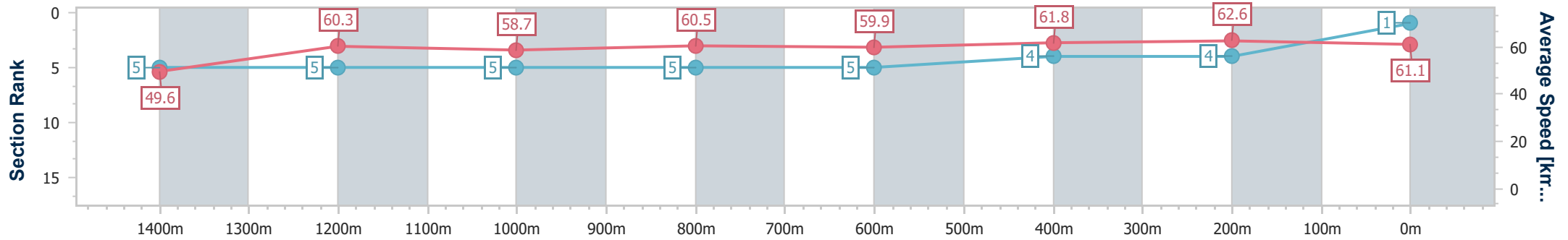
Sunshine Coast Poly Track QLD Professional
 Race 4: MARTIN COLLINS AUSTRALIA BENCHMARK 68
 Handicap - 1600m



12 January 2025 - 14:09

Track Rating: Synthetic, Weather: Overcast, Rail Position: True

Section	Overall	1400m	1200m	1000m	800m	600m	400m	200m
Section Times	1:37.81 [1] (0:14.44)	1:23.37 [5] (0:11.89)	1:11.48 [5] (0:12.27)	0:59.21 [5] (0:11.93)	0:47.28 [5] (0:12.16)	0:35.12 [5] (0:11.93)	0:23.19 [4] (0:11.51)	0:11.68 [4] (0:11.68)
Average Speed [km/h]	49.6	60.3	58.7	60.5	59.9	61.8	62.6	61.1
Top Speed [km/h]	60.4	60.9	60.0	61.4	61.0	62.5	63.4	62.7
Avg. Dist. to Rail [m]	1.1	0.8	0.7	1.2	1.8	3.4	6.4	6.7
Avg. Stride Freq. [Hz]	2.0	2.1	2.1	2.1	2.1	2.2	2.3	2.3
Avg. Stride Length [m]	6.9	8.0	7.8	7.9	7.8	7.8	7.7	7.5



- [] Ranking at each section and finish
- .-.- No data available at this section
- NA No data available



Horse/Jockey Name	Seeress
Final Rank	2
Fastest Section Time (Section)	0:11.58 (400m)
Top Speed [km/h] (Section)	62.8 (400m)
Race State	Finished



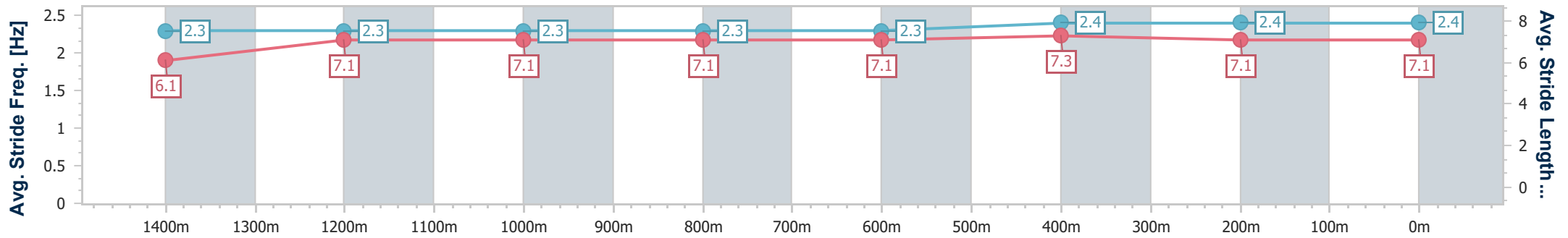
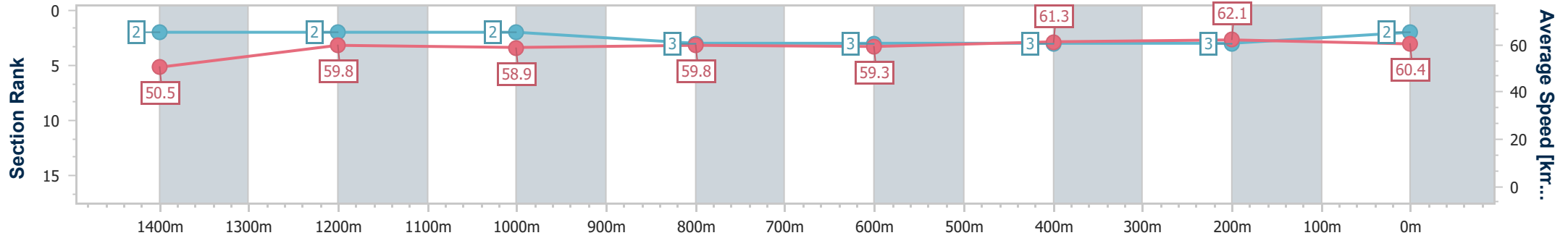
Sunshine Coast Poly Track QLD Professional
Race 4: MARTIN COLLINS AUSTRALIA BENCHMARK 68
Handicap - 1600m



12 January 2025 - 14:09

Track Rating: Synthetic, Weather: Overcast, Rail Position: True

Section	Overall	1400m	1200m	1000m	800m	600m	400m	200m						
Section Times	1:37.90 [2] (0:14.19)	1:23.71 [2] (0:11.97)	1:11.74 [2] (0:12.16)	0:59.58 [2] (0:12.05)	0:47.53 [3] (0:12.18)	0:35.35 [3] (0:11.89)	0:23.46 [3] (0:11.58)	0:11.88 [3] (0:11.88)						
Average Speed [km/h]	50.5	59.8	58.9	59.8	59.3	61.3	62.1	60.4						
Top Speed [km/h]	61.2	61.2	59.9	60.3	60.2	62.4	62.8	62.1						
Avg. Dist. to Rail [m]	2.1	1.7	0.7	0.3	0.6	1.7	2.2	2.9						
Avg. Stride Freq. [Hz]	2.3	2.3	2.3	2.3	2.3	2.4	2.4	2.4						
Avg. Stride Length [m]	6.1	7.1	7.1	7.1	7.1	7.3	7.1	7.1						



- [] Ranking at each section and finish
- .-.- No data available at this section
- NA No data available



Horse/Jockey Name	Ichiban
Final Rank	3
Fastest Section Time (Section)	0:11.56 (400m)
Top Speed [km/h] (Section)	62.9 (400m)
Race State	Finished



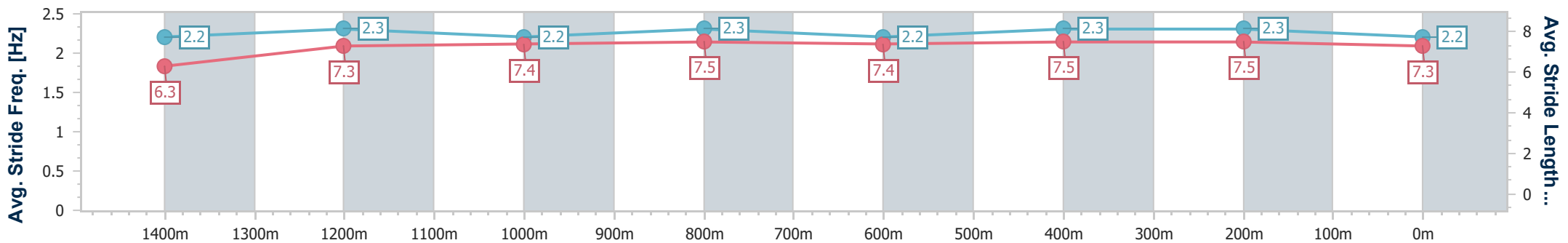
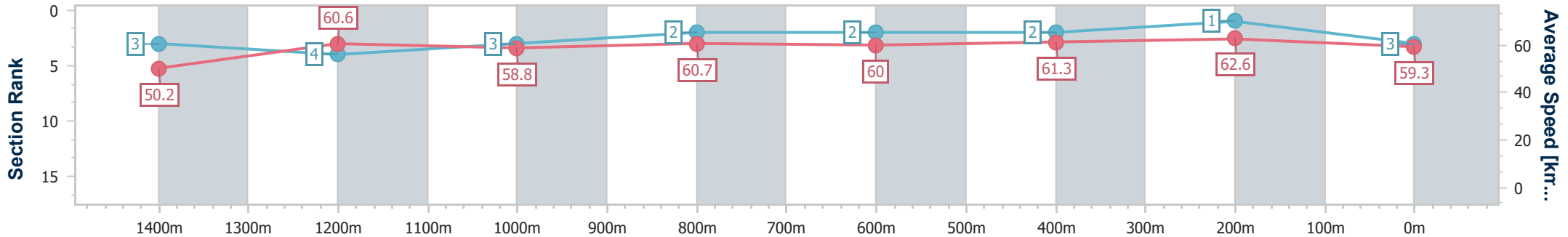
Sunshine Coast Poly Track QLD Professional
Race 4: MARTIN COLLINS AUSTRALIA BENCHMARK 68
Handicap - 1600m



12 January 2025 - 14:09

Track Rating: Synthetic, Weather: Overcast, Rail Position: True

Section	Overall	1400m	1200m	1000m	800m	600m	400m	200m
Section Times	1:37.97 [3] (0:14.33)	1:23.64 [3] (0:11.88)	1:11.76 [4] (0:12.20)	0:59.56 [3] (0:11.92)	0:47.64 [2] (0:12.04)	0:35.60 [2] (0:11.93)	0:23.67 [2] (0:11.56)	0:12.11 [1] (0:12.11)
Average Speed [km/h]	50.2	60.6	58.8	60.7	60.0	61.3	62.6	59.3
Top Speed [km/h]	62.1	62.6	60.0	61.3	61.1	62.3	62.9	61.3
Avg. Dist. to Rail [m]	2.1	0.5	0.7	1.6	1.1	2.1	3.6	4.4
Avg. Stride Freq. [Hz]	2.2	2.3	2.2	2.3	2.2	2.3	2.3	2.2
Avg. Stride Length [m]	6.3	7.3	7.4	7.5	7.4	7.5	7.5	7.3



- [] Ranking at each section and finish
- .-.- No data available at this section
- NA No data available



Horse/Jockey Name	Disputed River
Final Rank	4
Fastest Section Time (Section)	0:11.74 (400m)
Top Speed [km/h] (Section)	62.8 (Overall)
Race State	Finished



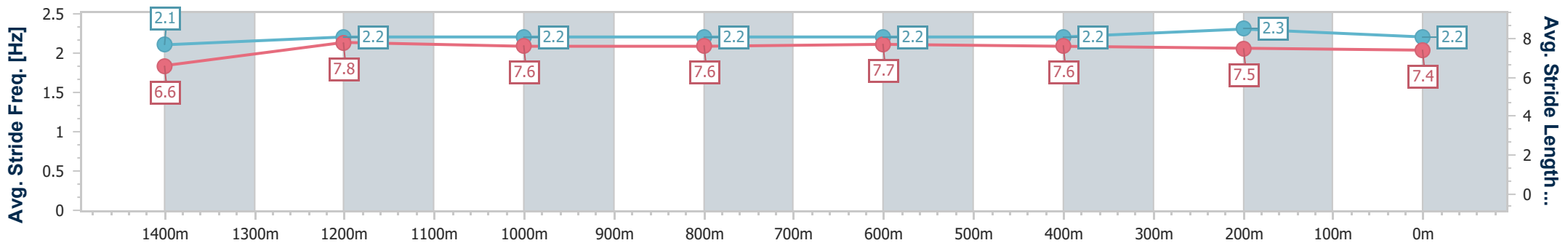
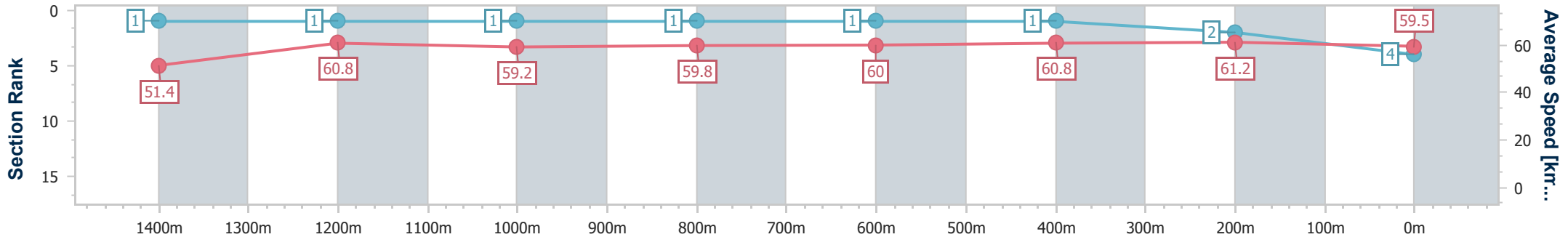
Sunshine Coast Poly Track QLD Professional
 Race 4: MARTIN COLLINS AUSTRALIA BENCHMARK 68
 Handicap - 1600m



12 January 2025 - 14:09

Track Rating: Synthetic, Weather: Overcast, Rail Position: True

Section	Overall	1400m	1200m	1000m	800m	600m	400m	200m						
Section Times	1:38.01 [4] (0:14.15)	1:23.86 [1] (0:11.81)	1:12.05 [1] (0:12.20)	0:59.85 [1] (0:12.04)	0:47.81 [1] (0:12.01)	0:35.80 [1] (0:11.97)	0:23.83 [1] (0:11.74)	0:12.09 [2] (0:12.09)						
Average Speed [km/h]	51.4	60.8	59.2	59.8	60.0	60.8	61.2	59.5						
Top Speed [km/h]	62.8	62.4	59.7	60.4	60.5	61.5	61.9	60.8						
Avg. Dist. to Rail [m]	4.7	0.6	0.4	0.5	0.2	1.6	3.0	3.6						
Avg. Stride Freq. [Hz]	2.1	2.2	2.2	2.2	2.2	2.2	2.3	2.2						
Avg. Stride Length [m]	6.6	7.8	7.6	7.6	7.7	7.6	7.5	7.4						



- [] Ranking at each section and finish
- .-.- No data available at this section
- NA No data available



Horse/Jockey Name	Tappy's Lad
Final Rank	5
Fastest Section Time (Section)	0:11.84 (1400m)
Top Speed [km/h] (Section)	62.2 (1400m)
Race State	Finished

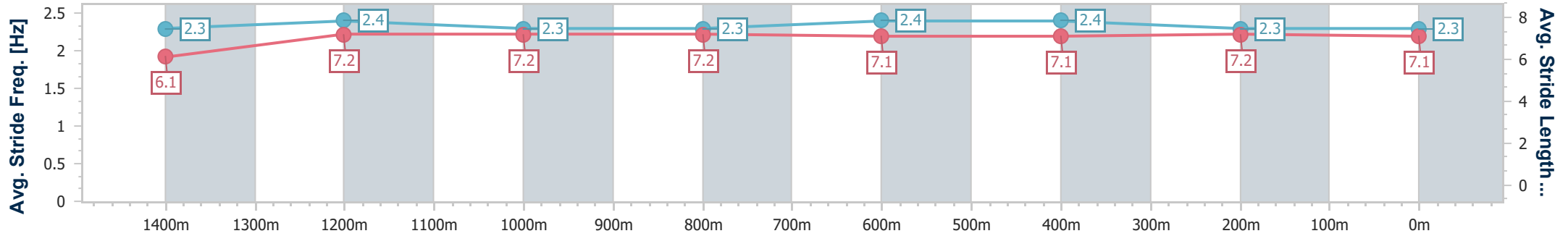
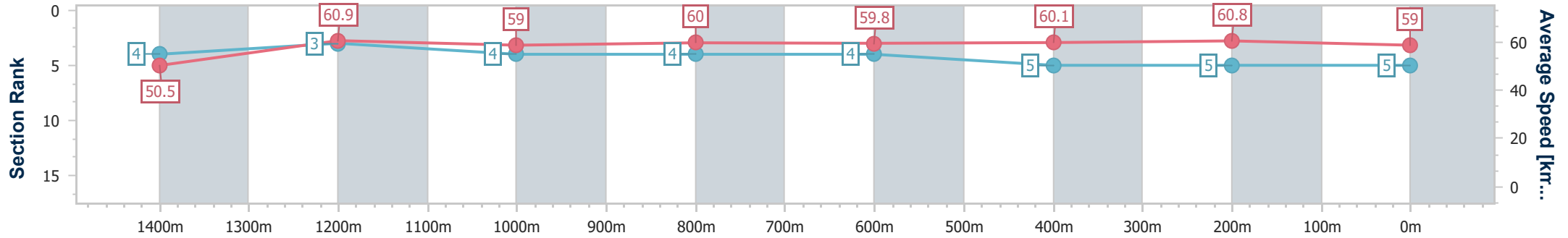


Sunshine Coast Poly Track QLD Professional
 Race 4: MARTIN COLLINS AUSTRALIA BENCHMARK 68
 Handicap - 1600m
 12 January 2025 - 14:09



Track Rating: Synthetic, Weather: Overcast, Rail Position: True

Section	Overall	1400m	1200m	1000m	800m	600m	400m	200m
Section Times	1:38.89 [5] (0:14.36)	1:24.53 [4] (0:11.84)	1:12.69 [3] (0:12.23)	1:00.46 [4] (0:12.04)	0:48.42 [4] (0:12.19)	0:36.23 [4] (0:12.23)	0:24.00 [5] (0:11.91)	0:12.09 [5] (0:12.09)
Average Speed [km/h]	50.5	60.9	59.0	60.0	59.8	60.1	60.8	59.0
Top Speed [km/h]	61.6	62.2	60.3	60.9	60.7	61.2	61.1	60.5
Avg. Dist. to Rail [m]	3.4	1.3	1.7	2.0	1.9	3.2	6.2	6.0
Avg. Stride Freq. [Hz]	2.3	2.4	2.3	2.3	2.4	2.4	2.3	2.3
Avg. Stride Length [m]	6.1	7.2	7.2	7.2	7.1	7.1	7.2	7.1



- [] Ranking at each section and finish
- .-.- No data available at this section
- NA No data available



Sunshine Coast Poly Track QLD Professional

Race 5: BARRIER REEF POOLS BENCHMARK 58 Handicap - 1600m



12 January 2025 - 14:50

Track Rating: Synthetic, Weather: Overcast, Rail Position: True

Section		Overall	1400m	1200m	1000m	800m	600m	400m	Last 600m				
Field Times		1:38.07 (0:13.61)	1:24.46 (0:11.64)	1:12.82 (0:12.42)	1:00.40 (0:12.57)	0:47.83 (0:12.78)	0:35.05 (0:11.69)	0:23.36 (0:11.56)	0:35.05				
Rank	TAB Horse/Jockey	Barrier	Top Speed [km/h]	Fastest Section									Distance Travelled [m]
1	3 HALF LISTENING Mark Du Plessis	10	65.3 400m	0:11.26 400m	1:38.07 [1] (0:14.15)	1:23.92 [5] (0:11.55)	1:12.37 [4] (0:12.46)	0:59.91 [3] (0:12.68)	0:47.23 [3] (0:12.45)	0:34.78 [4] (0:11.80)	0:22.98 [4] (0:11.26)	0:34.78	
2	5 PIREONTI Heidi Gillie	20	64.6 600m	0:11.28 400m	1:38.08 [2] (0:14.12)	1:23.96 [4] (0:11.76)	1:12.20 [5] (0:12.50)	0:59.70 [5] (0:12.55)	0:47.15 [4] (0:12.36)	0:34.79 [5] (0:11.83)	0:22.96 [5] (0:11.28)	0:34.79	+12
3	7 IMEZAANKI Brandon Lerena	21	65.1 400m	0:11.31 400m	1:38.29 [3] (0:14.34)	1:23.95 [6] (0:11.83)	1:12.12 [6] (0:12.46)	0:59.66 [6] (0:12.66)	0:47.00 [7] (0:12.20)	0:34.80 [7] (0:11.97)	0:22.83 [6] (0:11.31)	0:34.80	+6
4	17 UCELLE Jake Bayliss	4	65.7 Overall	0:11.57 400m	1:38.40 [4] (0:13.61)	1:24.79 [1] (0:11.64)	1:13.15 [1] (0:12.42)	1:00.73 [1] (0:12.57)	0:48.16 [1] (0:12.78)	0:35.38 [1] (0:11.70)	0:23.68 [2] (0:11.57)	0:35.38	+0
5	6 WHO ORDERED DAFISH Justin Huxtable	9	65.5 600m	0:11.56 400m	1:38.59 [5] (0:13.94)	1:24.65 [3] (0:11.73)	1:12.92 [3] (0:12.66)	1:00.26 [4] (0:12.66)	0:47.60 [5] (0:12.10)	0:35.50 [3] (0:11.62)	0:23.88 [1] (0:11.56)	0:35.50	+4
6	13 APPELLANT Nikita Beriman	11	65.4 Overall	0:11.64 400m	1:38.67 [6] (0:13.68)	1:24.99 [2] (0:11.76)	1:13.23 [2] (0:12.64)	1:00.59 [2] (0:12.68)	0:47.91 [2] (0:12.33)	0:35.58 [2] (0:11.88)	0:23.70 [3] (0:11.64)	0:35.58	+2
7	16 JAC THE GREAT Bailey Wheeler	15	63.7 1400m	0:11.65 1400m	1:41.60 [7] (0:14.53)	1:27.07 [7] (0:11.65)	1:15.42 [7] (0:12.57)	1:02.85 [7] (0:12.51)	0:50.34 [6] (0:12.17)	0:38.17 [6] (0:12.05)	0:26.12 [7] (0:11.67)	0:38.17	+10

Scratched: Highland Hill (#1), Better Yet (#2), Koolatah (#4), Tokyo Bandit (#8), Able Seaman (#9), Tuqiri (#10), Black Opium (#11), Lasqueti Boom (#21), Sunbeam Legend (#14), Mikki Eight (#20), Migratory (

[] Ranking at each section and finish
 -:-:- No data available at this section
 NA No data available

SCN Saddle cloth number
 DNF Did not finish
 DNT Did not track



Sunshine Coast Poly Track QLD Professional
Race 5: BARRIER REEF POOLS BENCHMARK 58 Handicap - 1600m
12 January 2025 - 14:50



Track Rating: Synthetic, Weather: Overcast, Rail Position: True

Section				200m				Last 600m	
Field Times				0:11.80 (0:11.80)				0:35.05	
Rank	TAB	Horse/Jockey	Barrier	Top Speed [km/h]	Fastest Section	Margin			Distance Travelled [m]
1	3	HALF LISTENING Mark Du Plessis	10	65.3 400m	0:11.26 400m	0:11.72 [3] (0:11.72)	1:38.07		0:34.78
2	5	PIREONTI Heidi Gillie	20	64.6 600m	0:11.28 400m	0:11.68 [4] (0:11.68)	0.1L		0:34.79 +12
3	7	IMEZAAKI Brandon Lerena	21	65.1 400m	0:11.31 400m	0:11.52 [6] (0:11.52)	1.1L		0:34.80 +6
4	17	UCELLE Jake Bayliss	4	65.7 Overall	0:11.57 400m	0:12.11 [2] (0:12.11)	1.6L		0:35.38 +0
5	6	WHO ORDERED DAFISH Justin Huxtable	9	65.5 600m	0:11.56 400m	0:12.32 [1] (0:12.32)	2.6L		0:35.50 +4
6	13	APPELLANT Nikita Beriman	11	65.4 Overall	0:11.64 400m	0:12.06 [5] (0:12.06)	3L		0:35.58 +2
7	16	JAC THE GREAT Bailey Wheeler	15	63.7 1400m	0:11.65 1400m	0:14.45 [7] (0:14.45)	20L		0:38.17 +10

Scratched: Highland Hill (#1), Better Yet (#2), Koolatah (#4), Tokyo Bandit (#8), Able Seaman (#9), Tuqiri (#10), Black Opium (#11), Lasqueti Boom (#21), Sunbeam Legend (#14), Mikki Eight (#20), Migratory (

[] Ranking at each section and finish
 -:-:- No data available at this section
 NA No data available

SCN Saddle cloth number
 DNF Did not finish
 DNT Did not track



Horse/Jockey Name	Half Listening
Final Rank	1
Fastest Section Time (Section)	0:11.26 (400m)
Top Speed [km/h] (Section)	65.3 (400m)
Race State	Finished



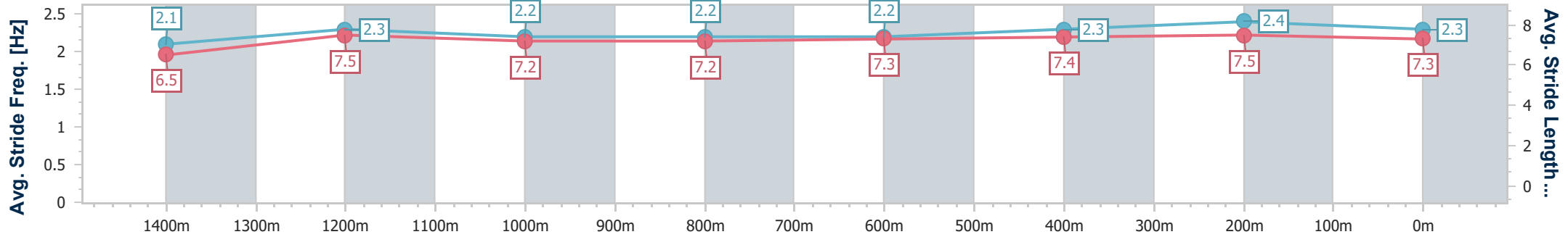
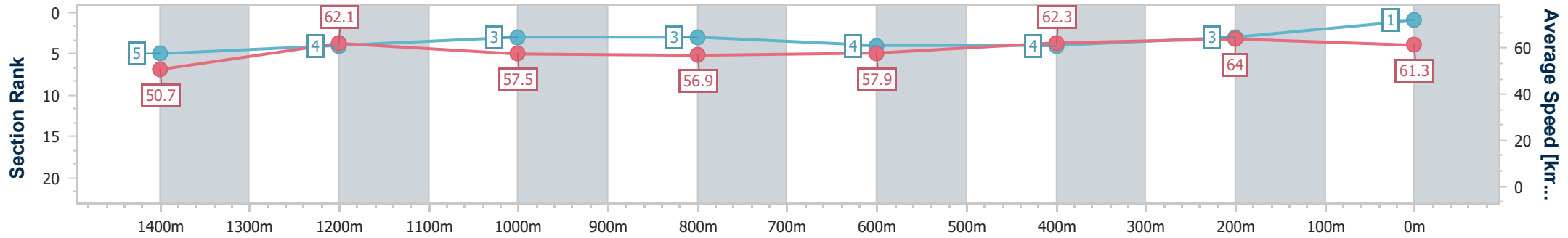
Sunshine Coast Poly Track QLD Professional
Race 5: BARRIER REEF POOLS BENCHMARK 58 Handicap - 1600m



12 January 2025 - 14:50

Track Rating: Synthetic, Weather: Overcast, Rail Position: True

Section	Overall	1400m	1200m	1000m	800m	600m	400m	200m
Section Times	1:38.07 [1] (0:14.15)	1:23.92 [5] (0:11.55)	1:12.37 [4] (0:12.46)	0:59.91 [3] (0:12.68)	0:47.23 [3] (0:12.45)	0:34.78 [4] (0:11.80)	0:22.98 [4] (0:11.26)	0:11.72 [3] (0:11.72)
Average Speed [km/h]	50.7	62.1	57.5	56.9	57.9	62.3	64.0	61.3
Top Speed [km/h]	63.3	63.5	60.6	57.7	59.4	64.0	65.3	62.9
Avg. Dist. to Rail [m]	1.9	1.6	0.6	0.4	0.3	3.1	6.4	8.3
Avg. Stride Freq. [Hz]	2.1	2.3	2.2	2.2	2.2	2.3	2.4	2.3
Avg. Stride Length [m]	6.5	7.5	7.2	7.2	7.3	7.4	7.5	7.3



- [] Ranking at each section and finish
- .-.- No data available at this section
- NA No data available



Horse/Jockey Name	Pireonti
Final Rank	2
Fastest Section Time (Section)	0:11.28 (400m)
Top Speed [km/h] (Section)	64.6 (600m)
Race State	Finished



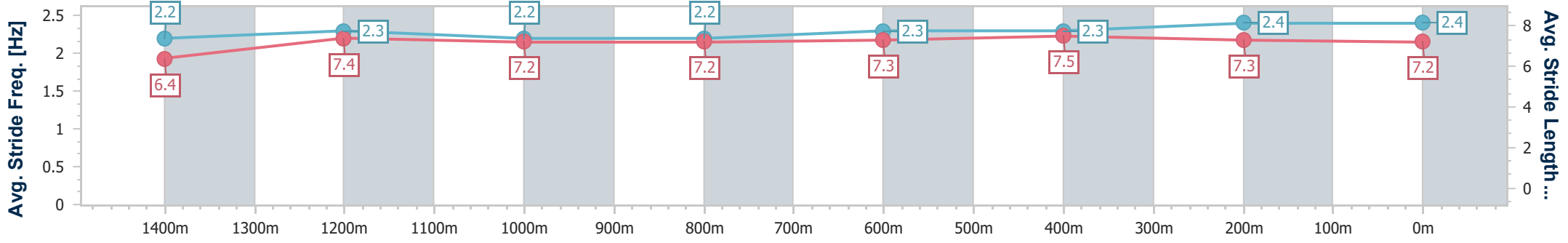
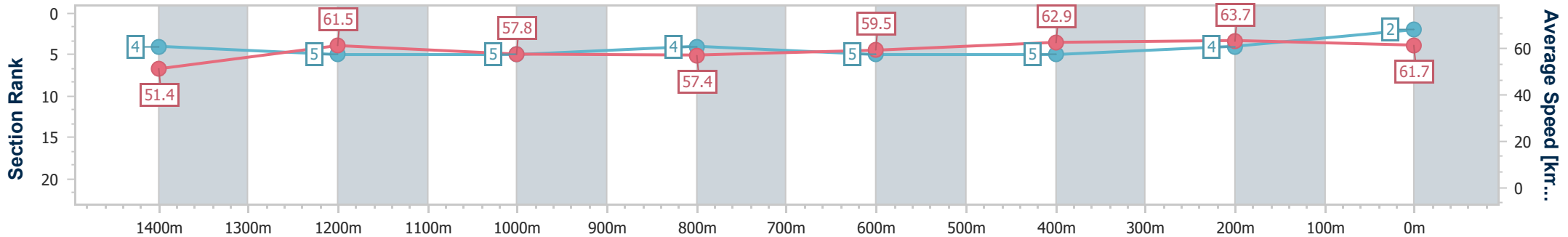
Sunshine Coast Poly Track QLD Professional
 Race 5: BARRIER REEF POOLS BENCHMARK 58 Handicap - 1600m



12 January 2025 - 14:50

Track Rating: Synthetic, Weather: Overcast, Rail Position: True

Section	Overall	1400m	1200m	1000m	800m	600m	400m	200m
Section Times	1:38.08 [2] (0:14.12)	1:23.96 [4] (0:11.76)	1:12.20 [5] (0:12.50)	0:59.70 [5] (0:12.55)	0:47.15 [4] (0:12.36)	0:34.79 [5] (0:11.83)	0:22.96 [5] (0:11.28)	0:11.68 [4] (0:11.68)
Average Speed [km/h]	51.4	61.5	57.8	57.4	59.5	62.9	63.7	61.7
Top Speed [km/h]	63.9	63.5	60.9	58.6	62.0	64.6	64.5	62.9
Avg. Dist. to Rail [m]	4.0	0.7	1.8	2.2	3.0	4.9	7.1	8.9
Avg. Stride Freq. [Hz]	2.2	2.3	2.2	2.2	2.3	2.3	2.4	2.4
Avg. Stride Length [m]	6.4	7.4	7.2	7.2	7.3	7.5	7.3	7.2



- [] Ranking at each section and finish
- .-.- No data available at this section
- NA No data available



Horse/Jockey Name	Imezaaki
Final Rank	3
Fastest Section Time (Section)	0:11.31 (400m)
Top Speed [km/h] (Section)	65.1 (400m)
Race State	Finished



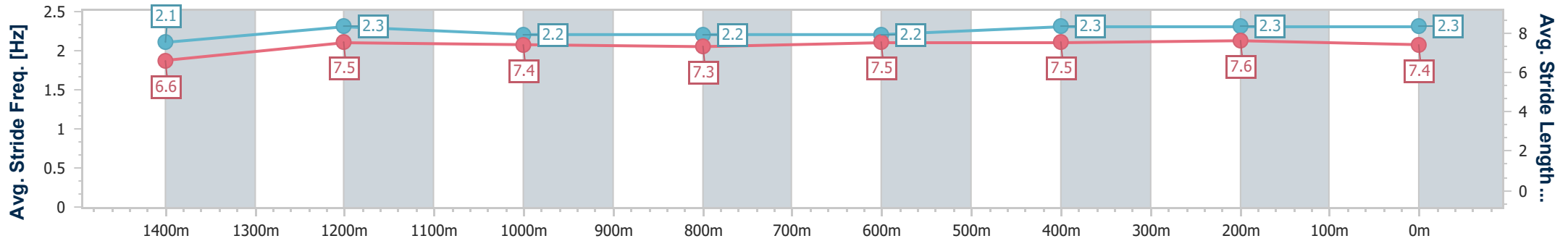
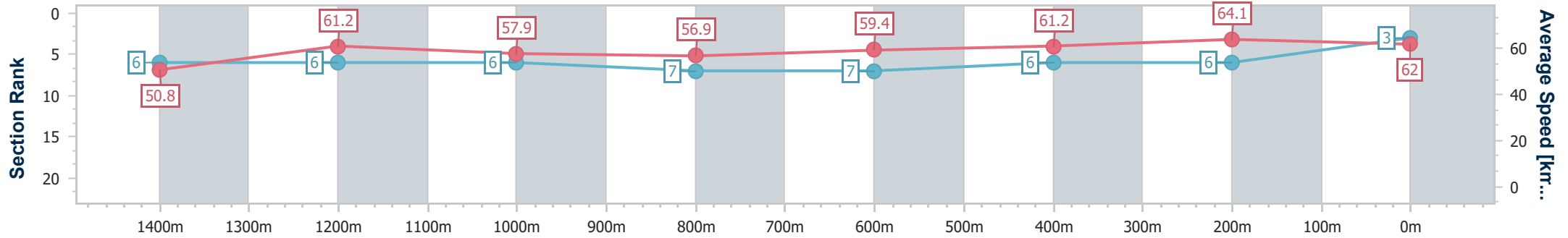
Sunshine Coast Poly Track QLD Professional
Race 5: BARRIER REEF POOLS BENCHMARK 58 Handicap - 1600m



12 January 2025 - 14:50

Track Rating: Synthetic, Weather: Overcast, Rail Position: True

Section	Overall	1400m	1200m	1000m	800m	600m	400m	200m						
Section Times	1:38.29 [3] (0:14.34)	1:23.95 [6] (0:11.83)	1:12.12 [6] (0:12.46)	0:59.66 [6] (0:12.66)	0:47.00 [7] (0:12.20)	0:34.80 [7] (0:11.97)	0:22.83 [6] (0:11.31)	0:11.52 [6] (0:11.52)						
Average Speed [km/h]	50.8	61.2	57.9	56.9	59.4	61.2	64.1	62.0						
Top Speed [km/h]	62.3	63.3	60.3	57.6	61.0	63.4	65.1	64.2						
Avg. Dist. to Rail [m]	5.4	1.2	1.2	1.2	1.1	2.7	9.1	12.4						
Avg. Stride Freq. [Hz]	2.1	2.3	2.2	2.2	2.2	2.3	2.3	2.3						
Avg. Stride Length [m]	6.6	7.5	7.4	7.3	7.5	7.5	7.6	7.4						



- [] Ranking at each section and finish
- .-.- No data available at this section
- NA No data available



Horse/Jockey Name	Ucelle
Final Rank	4
Fastest Section Time (Section)	0:11.57 (400m)
Top Speed [km/h] (Section)	65.7 (Overall)
Race State	Finished



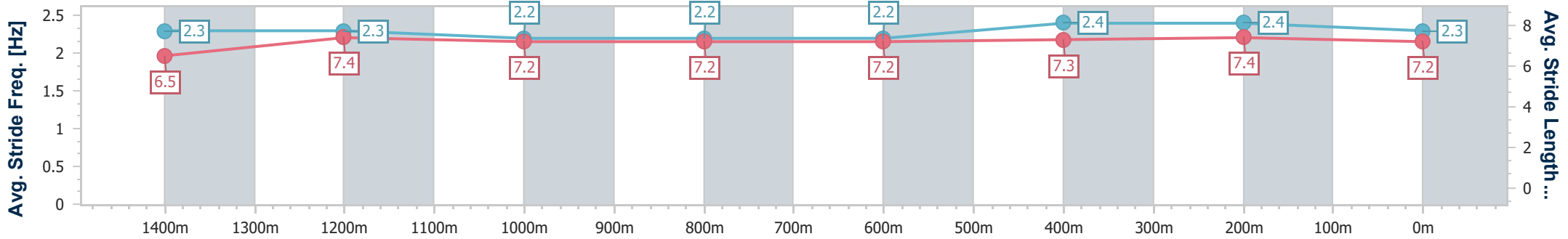
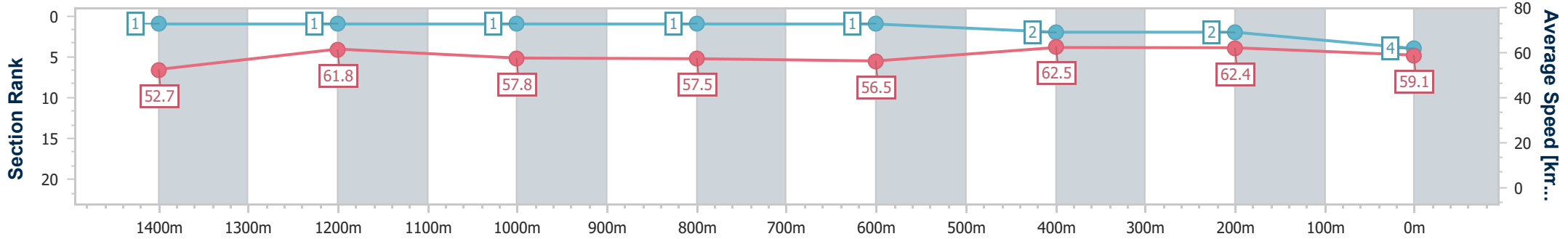
Sunshine Coast Poly Track QLD Professional
Race 5: BARRIER REEF POOLS BENCHMARK 58 Handicap - 1600m



12 January 2025 - 14:50

Track Rating: Synthetic, Weather: Overcast, Rail Position: True

Section	Overall	1400m	1200m	1000m	800m	600m	400m	200m
Section Times	1:38.40 [4] (0:13.61)	1:24.79 [1] (0:11.64)	1:13.15 [1] (0:12.42)	1:00.73 [1] (0:12.57)	0:48.16 [1] (0:12.78)	0:35.38 [1] (0:11.70)	0:23.68 [2] (0:11.57)	0:12.11 [2] (0:12.11)
Average Speed [km/h]	52.7	61.8	57.8	57.5	56.5	62.5	62.4	59.1
Top Speed [km/h]	65.7	64.2	58.8	58.2	59.7	63.4	63.0	61.0
Avg. Dist. to Rail [m]	1.1	0.4	0.4	0.6	0.7	2.1	3.9	6.1
Avg. Stride Freq. [Hz]	2.3	2.3	2.2	2.2	2.2	2.4	2.4	2.3
Avg. Stride Length [m]	6.5	7.4	7.2	7.2	7.2	7.3	7.4	7.2



- [] Ranking at each section and finish
- .-.- No data available at this section
- NA No data available



Horse/Jockey Name	Who Ordered Dafish
Final Rank	5
Fastest Section Time (Section)	0:11.56 (400m)
Top Speed [km/h] (Section)	65.5 (600m)
Race State	Finished



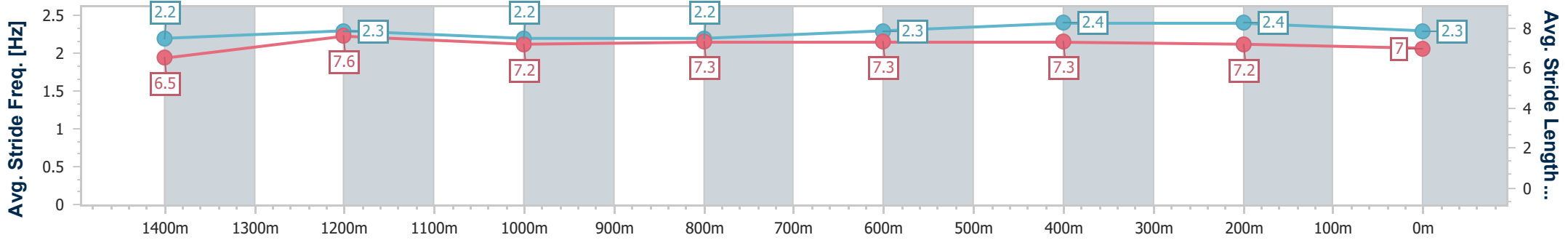
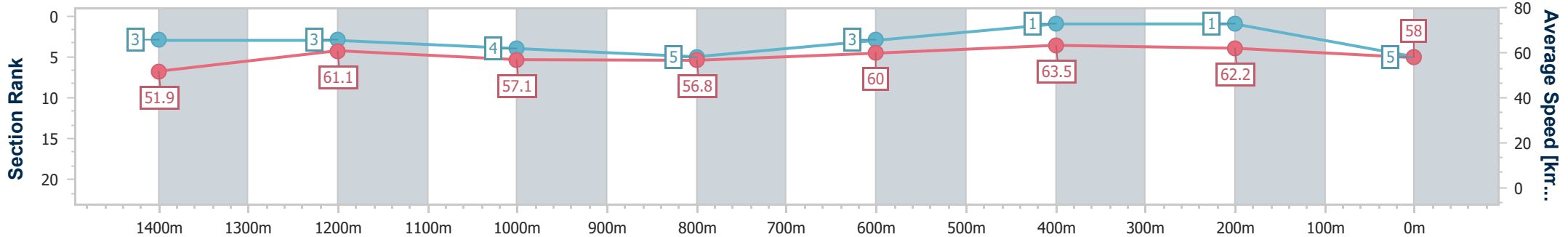
Sunshine Coast Poly Track QLD Professional
Race 5: BARRIER REEF POOLS BENCHMARK 58 Handicap - 1600m



12 January 2025 - 14:50

Track Rating: Synthetic, Weather: Overcast, Rail Position: True

Section	Overall	1400m	1200m	1000m	800m	600m	400m	200m					
Section Times	1:38.59 [5] (0:13.94)	1:24.65 [3] (0:11.73)	1:12.92 [3] (0:12.66)	1:00.26 [4] (0:12.66)	0:47.60 [5] (0:12.10)	0:35.50 [3] (0:11.62)	0:23.88 [1] (0:11.56)	0:12.32 [1] (0:12.32)					
Average Speed [km/h]	51.9	61.1	57.1	56.8	60.0	63.5	62.2	58.0					
Top Speed [km/h]	63.3	63.3	59.2	57.4	61.9	65.5	63.8	60.6					
Avg. Dist. to Rail [m]	1.4	0.4	0.9	1.0	1.3	3.1	6.4	8.5					
Avg. Stride Freq. [Hz]	2.2	2.3	2.2	2.2	2.3	2.4	2.4	2.3					
Avg. Stride Length [m]	6.5	7.6	7.2	7.3	7.3	7.3	7.2	7.0					



- [] Ranking at each section and finish
- .-.- No data available at this section
- NA No data available



Horse/Jockey Name	Appellant
Final Rank	6
Fastest Section Time (Section)	0:11.64 (400m)
Top Speed [km/h] (Section)	65.4 (Overall)
Race State	Finished



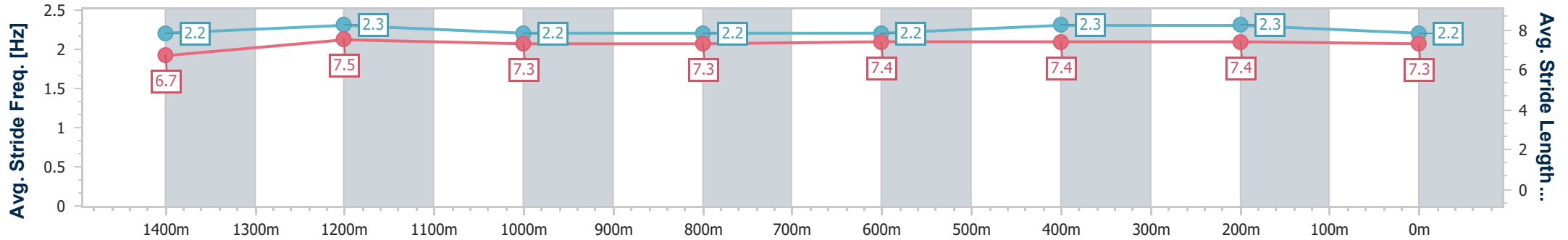
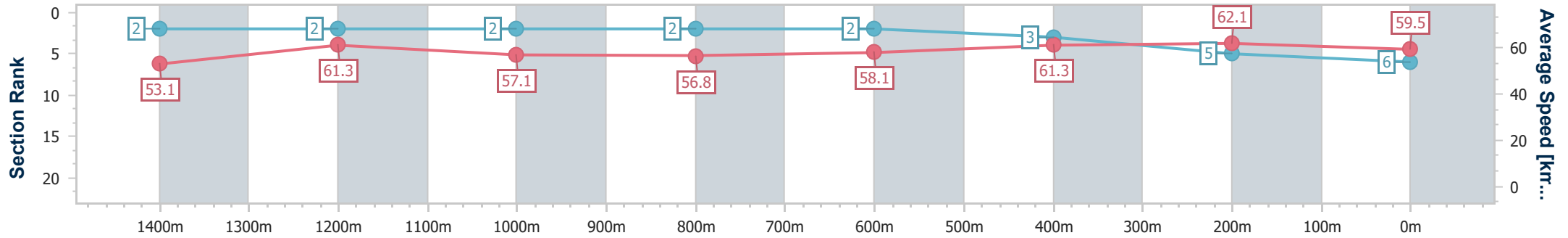
Sunshine Coast Poly Track QLD Professional
Race 5: BARRIER REEF POOLS BENCHMARK 58 Handicap - 1600m



12 January 2025 - 14:50

Track Rating: Synthetic, Weather: Overcast, Rail Position: True

Section	Overall	1400m	1200m	1000m	800m	600m	400m	200m
Section Times	1:38.67 [6] (0:13.68)	1:24.99 [2] (0:11.76)	1:13.23 [2] (0:12.64)	1:00.59 [2] (0:12.68)	0:47.91 [2] (0:12.33)	0:35.58 [2] (0:11.88)	0:23.70 [3] (0:11.64)	0:12.06 [5] (0:12.06)
Average Speed [km/h]	53.1	61.3	57.1	56.8	58.1	61.3	62.1	59.5
Top Speed [km/h]	65.4	63.8	58.7	57.2	60.8	62.1	63.5	61.8
Avg. Dist. to Rail [m]	3.8	1.1	1.1	0.9	0.4	1.7	4.3	5.1
Avg. Stride Freq. [Hz]	2.2	2.3	2.2	2.2	2.2	2.3	2.3	2.2
Avg. Stride Length [m]	6.7	7.5	7.3	7.3	7.4	7.4	7.4	7.3



- [] Ranking at each section and finish
- .-.- No data available at this section
- NA No data available



Horse/Jockey Name	Jac The Great
Final Rank	7
Fastest Section Time (Section)	0:11.65 (1400m)
Top Speed [km/h] (Section)	63.7 (1400m)
Race State	Finished



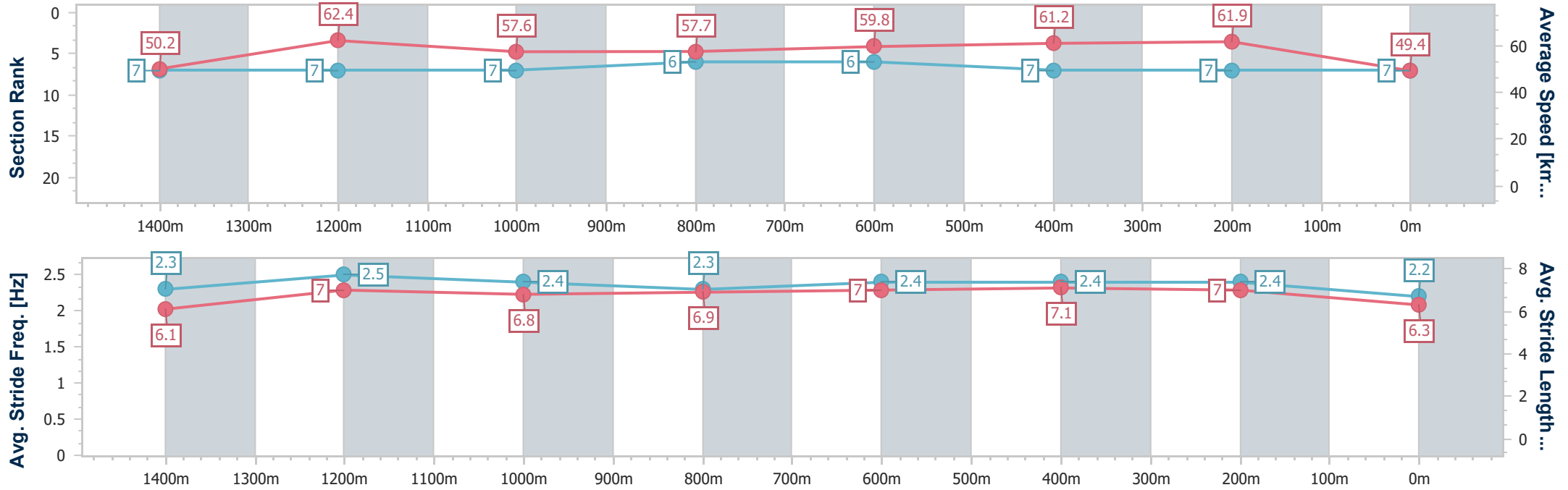
Sunshine Coast Poly Track QLD Professional
Race 5: BARRIER REEF POOLS BENCHMARK 58 Handicap - 1600m



12 January 2025 - 14:50

Track Rating: Synthetic, Weather: Overcast, Rail Position: True

Section	Overall	1400m	1200m	1000m	800m	600m	400m	200m						
Section Times	1:41.60 [7] (0:14.53)	1:27.07 [7] (0:11.65)	1:15.42 [7] (0:12.57)	1:02.85 [7] (0:12.51)	0:50.34 [6] (0:12.17)	0:38.17 [6] (0:12.05)	0:26.12 [7] (0:11.67)	0:14.45 [7] (0:14.45)						
Average Speed [km/h]	50.2	62.4	57.6	57.7	59.8	61.2	61.9	49.4						
Top Speed [km/h]	62.4	63.7	61.0	58.8	61.7	62.4	63.2	59.1						
Avg. Dist. to Rail [m]	3.5	3.8	3.0	2.2	2.0	3.6	9.7	9.2						
Avg. Stride Freq. [Hz]	2.3	2.5	2.4	2.3	2.4	2.4	2.4	2.2						
Avg. Stride Length [m]	6.1	7.0	6.8	6.9	7.0	7.1	7.0	6.3						



- [] Ranking at each section and finish
- .-.- No data available at this section
- NA No data available



Sunshine Coast Poly Track QLD Professional
Race 6: KEVLACAT POWER BOATS AUSTRALIA OPEN Handicap - 1000m
12 January 2025 - 15:24



Track Rating: Synthetic, Weather: Overcast, Rail Position: True

Section		Overall	800m	600m	400m	200m	Last 600m					
Field Times		0:57.81 (0:13.25)	0:44.56 (0:10.85)	0:33.71 (0:11.08)	0:22.63 (0:10.93)	0:11.70 (0:11.70)	0:33.71					
Rank	TAB Horse/Jockey	Barrier	Top Speed [km/h]	Fastest Section	Margin					Distance Travelled [m]		
1	11 HEARTONI Jace McMurray	8	67.7 400m	0:10.71 400m	0:57.81 [1] (0:13.59)	0:44.22 [3] (0:10.86)	0:33.36 [3] (0:11.05)	0:22.31 [3] (0:10.71)	0:11.60 [2] (0:11.60)	0:57.81	0:33.36	
2	3 MISHANI SNIPER Olivia Kendal	9	67.6 600m	0:10.89 400m	0:57.83 [2] (0:13.39)	0:44.44 [2] (0:10.90)	0:33.54 [2] (0:10.93)	0:22.61 [2] (0:10.89)	0:11.72 [1] (0:11.72)	0.1L	0:33.54	-4
3	9 LA AMIGO Mark Du Plessis	11	67.9 800m	0:10.85 800m	0:58.41 [3] (0:13.25)	0:45.16 [1] (0:10.85)	0:34.31 [1] (0:11.08)	0:23.23 [1] (0:11.08)	0:12.15 [3] (0:12.15)	3.4L	0:34.31	+4

Scratched: Hardware Lane (#4), Reliable Ruby (#7), Stanislaus (#12), Luvin' Our Grace (#13), Kote (#8), At Witz End (#1), Sinawann (#2), Bring Me Kash (#5), Kingston's Here (#6), Light Of Boom (#10)

[] Ranking at each section and finish
 -:-:-:- No data available at this section
 NA No data available

SCN Saddle cloth number
 DNF Did not finish
 DNT Did not track



Horse/Jockey Name	Heartoni
Final Rank	1
Fastest Section Time (Section)	0:10.71 (400m)
Top Speed [km/h] (Section)	67.7 (400m)
Race State	Finished



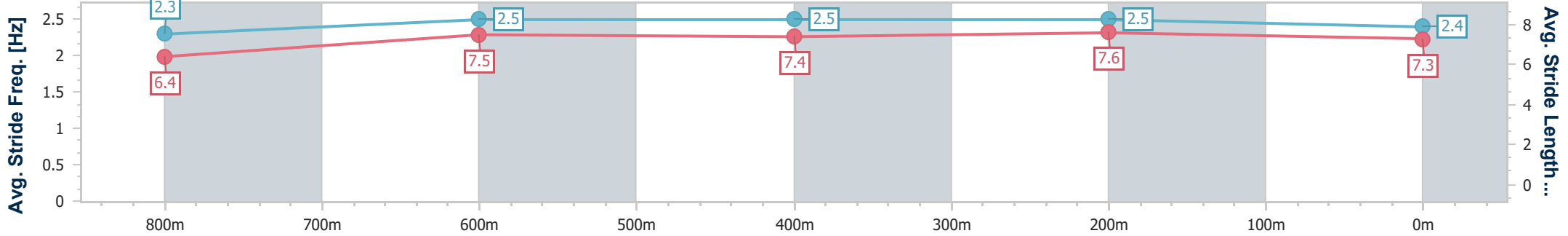
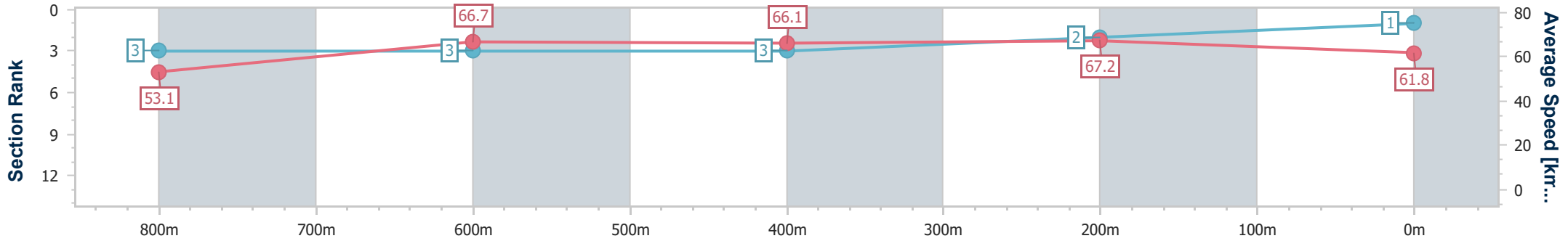
Sunshine Coast Poly Track QLD Professional
Race 6: KEVLACAT POWER BOATS AUSTRALIA OPEN
Handicap - 1000m



12 January 2025 - 15:24

Track Rating: Synthetic, Weather: Overcast, Rail Position: True

Section	Overall	800m	600m	400m	200m
Section Times	0:57.81 [1] (0:13.59)	0:44.22 [3] (0:10.86)	0:33.36 [3] (0:11.05)	0:22.31 [3] (0:10.71)	0:11.60 [2] (0:11.60)
Average Speed [km/h]	53.1	66.7	66.1	67.2	61.8
Top Speed [km/h]	66.7	67.5	67.5	67.7	66.2
Avg. Dist. to Rail [m]	0.4	1.1	2.1	3.3	5.3
Avg. Stride Freq. [Hz]	2.3	2.5	2.5	2.5	2.4
Avg. Stride Length [m]	6.4	7.5	7.4	7.6	7.3



- [] Ranking at each section and finish
- .-.- No data available at this section
- NA No data available



Horse/Jockey Name	Mishani Sniper
Final Rank	2
Fastest Section Time (Section)	0:10.89 (400m)
Top Speed [km/h] (Section)	67.6 (600m)
Race State	Finished



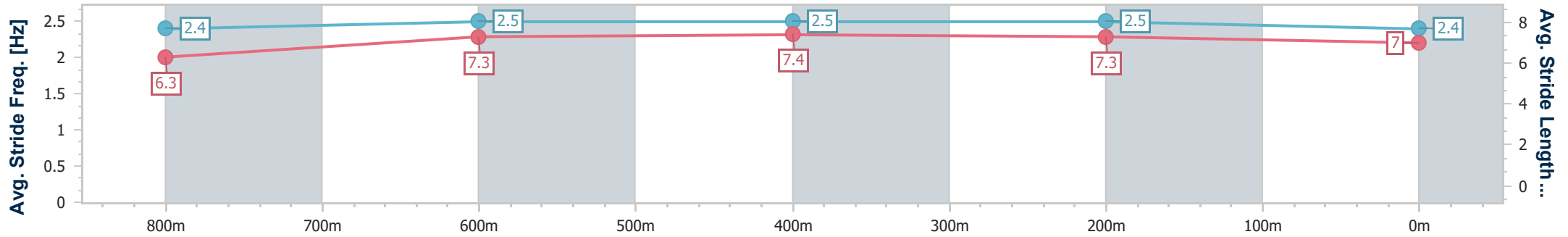
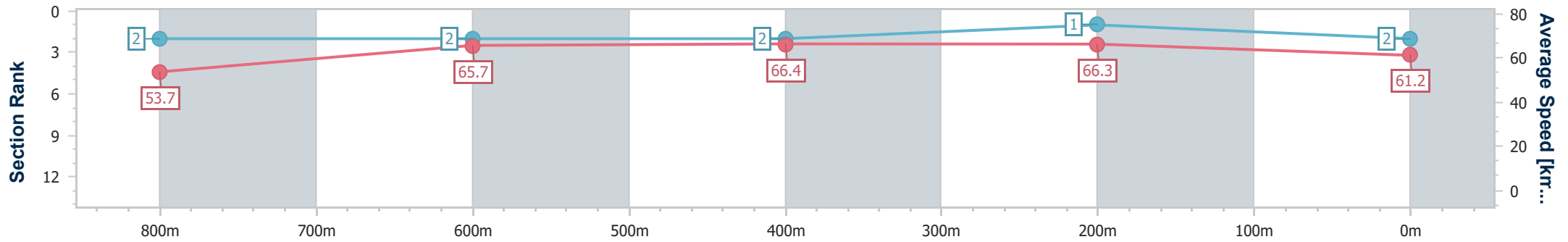
Sunshine Coast Poly Track QLD Professional
Race 6: KEVLACAT POWER BOATS AUSTRALIA OPEN
Handicap - 1000m



12 January 2025 - 15:24

Track Rating: Synthetic, Weather: Overcast, Rail Position: True

Section	Overall	800m	600m	400m	200m
Section Times	0:57.83 [2] (0:13.39)	0:44.44 [2] (0:10.90)	0:33.54 [2] (0:10.93)	0:22.61 [2] (0:10.89)	0:11.72 [1] (0:11.72)
Average Speed [km/h]	53.7	65.7	66.4	66.3	61.2
Top Speed [km/h]	64.9	66.8	67.6	67.1	64.7
Avg. Dist. to Rail [m]	1.1	0.6	1.1	2.5	3.3
Avg. Stride Freq. [Hz]	2.4	2.5	2.5	2.5	2.4
Avg. Stride Length [m]	6.3	7.3	7.4	7.3	7.0



- [] Ranking at each section and finish
- .-.- No data available at this section
- NA No data available



Horse/Jockey Name	La Amigo
Final Rank	3
Fastest Section Time (Section)	0:10.85 (800m)
Top Speed [km/h] (Section)	67.9 (800m)
Race State	Finished



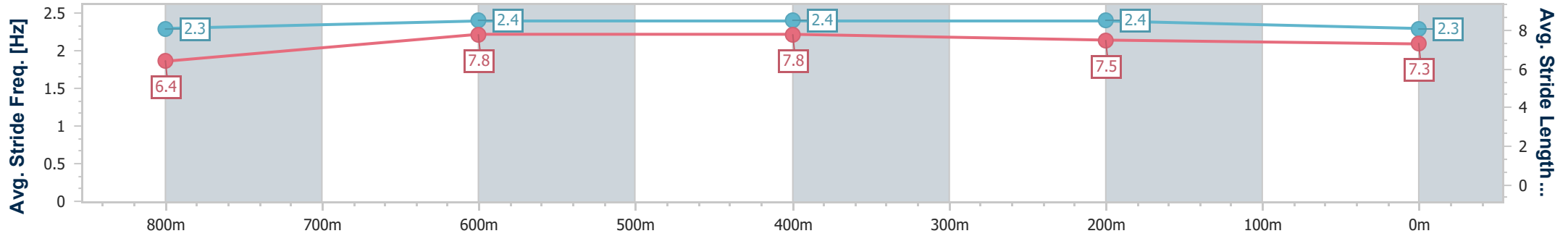
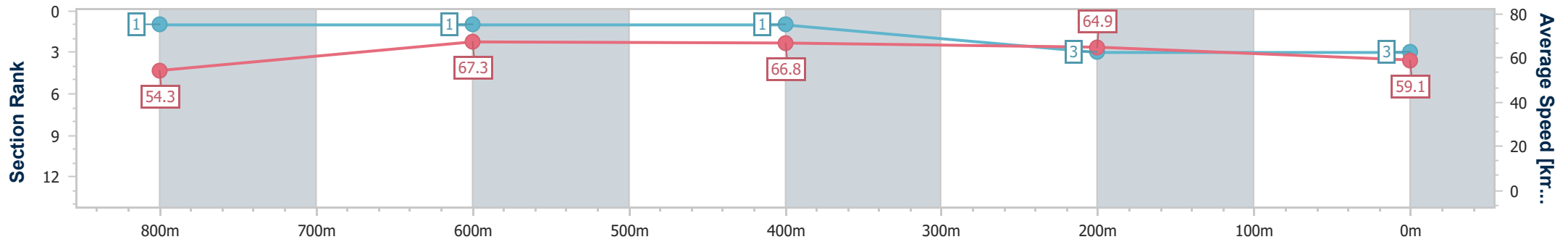
Sunshine Coast Poly Track QLD Professional
 Race 6: KEVLACAT POWER BOATS AUSTRALIA OPEN
 Handicap - 1000m



12 January 2025 - 15:24

Track Rating: Synthetic, Weather: Overcast, Rail Position: True

Section	Overall	800m	600m	400m	200m
Section Times	0:58.41 [3] (0:13.25)	0:45.16 [1] (0:10.85)	0:34.31 [1] (0:11.08)	0:23.23 [1] (0:11.08)	0:12.15 [3] (0:12.15)
Average Speed [km/h]	54.3	67.3	66.8	64.9	59.1
Top Speed [km/h]	66.7	67.9	67.7	67.0	63.3
Avg. Dist. to Rail [m]	1.2	1.8	3.9	4.5	5.4
Avg. Stride Freq. [Hz]	2.3	2.4	2.4	2.4	2.3
Avg. Stride Length [m]	6.4	7.8	7.8	7.5	7.3



- [] Ranking at each section and finish
- .-.- No data available at this section
- NA No data available



Sunshine Coast Poly Track QLD Professional
Race 7: WIMMERS PREMIUM SOFT DRINKS Fillies & Mares
BENCHMARK 60 Handicap - 1100m
12 January 2025 - 16:08



Track Rating: Synthetic, Weather: Overcast, Rail Position: True

Section		Overall	1000m	800m	600m	400m	200m	Last 600m					
Field Times		1:05.40 (0:07.89)	0:57.51 (0:10.89)	0:46.62 (0:11.13)	0:35.49 (0:11.50)	0:23.99 (0:11.54)	0:12.45 (0:12.45)	0:35.49					
Rank	TAB Horse/Jockey	Barrier	Top Speed [km/h]	Fastest Section							Margin	Distance Travelled [m]	
1	8 FLY FIFER James Orman	6	66.8 800m	0:08.06 Overall	1:05.40 [1] (0:08.06)	0:57.34 [3] (0:10.95)	0:46.39 [4] (0:11.25)	0:35.14 [4] (0:11.58)	0:23.56 [3] (0:11.48)	0:12.08 [3] (0:12.08)	1:05.40	0:35.14	
2	9 KWIK AZ HELL Jace McMurray	15	67.6 1000m	0:07.89 Overall	1:05.47 [2] (0:07.89)	0:57.58 [1] (0:10.89)	0:46.69 [1] (0:11.13)	0:35.56 [1] (0:11.50)	0:24.06 [1] (0:11.54)	0:12.52 [1] (0:12.52)	0.3L	0:35.56	-2
3	6 ELECTRIC ARROW Madeleine Wishart	14	68.1 1000m	0:08.17 Overall	1:05.51 [3] (0:08.17)	0:57.34 [5] (0:11.06)	0:46.28 [6] (0:11.28)	0:35.00 [6] (0:11.73)	0:23.27 [6] (0:11.39)	0:11.88 [5] (0:11.88)	0.5L	0:35.00	+1
4	14 BONNET ROUGE Adam Sewell	12	68.5 1000m	0:08.11 Overall	1:05.51 [4] (0:08.11)	0:57.40 [4] (0:10.76)	0:46.64 [2] (0:11.35)	0:35.29 [3] (0:11.60)	0:23.69 [2] (0:11.53)	0:12.16 [4] (0:12.16)	0.6L	0:35.29	+0
5	13 VOS SAVANT Jag Guthmann-Chester	8	68.1 1000m	0:08.42 Overall	1:05.52 [5] (0:08.42)	0:57.10 [6] (0:10.78)	0:46.32 [5] (0:11.20)	0:35.12 [5] (0:11.59)	0:23.53 [5] (0:11.30)	0:12.23 [2] (0:12.23)	0.7L	0:35.12	+0
6	20 GRANDEUR ROSE Minonette Kennedy	5	66.5 1000m	0:08.00 Overall	1:06.41 [6] (0:08.00)	0:58.41 [2] (0:10.93)	0:47.48 [3] (0:11.24)	0:36.24 [2] (0:11.74)	0:24.50 [4] (0:11.88)	0:12.62 [6] (0:12.62)	5.7L	0:36.24	-3

Scratched: Heyoka (#1), Imarichgirl (#2), Araminta (#3), Caxton Lass (#4), Firebolt (#7), Ready To Boom (#10), Teesandcees Apply (#12), Sunshine Highway (#15), Seiryu (#16), Tapis Magique (#18), Badda B

[] Ranking at each section and finish
 -:-:- No data available at this section
 NA No data available

SCN Saddle cloth number
 DNF Did not finish
 DNT Did not track



Horse/Jockey Name	Fly Fifer
Final Rank	1
Fastest Section Time (Section)	0:08.06 (Overall)
Top Speed [km/h] (Section)	66.8 (800m)
Race State	Finished



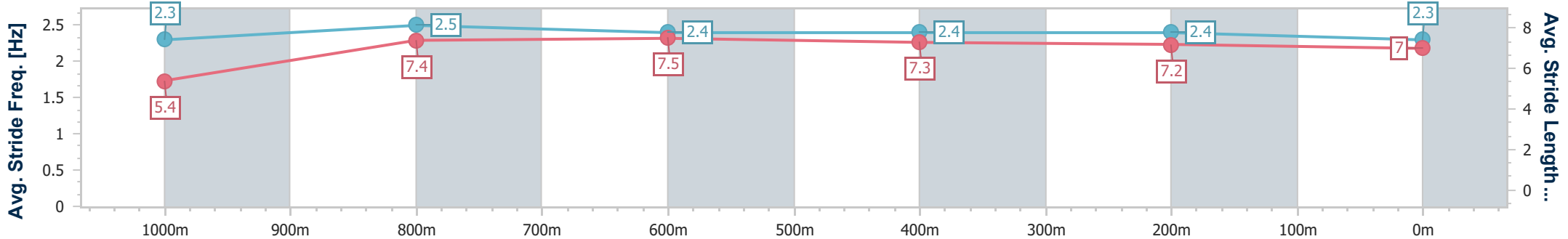
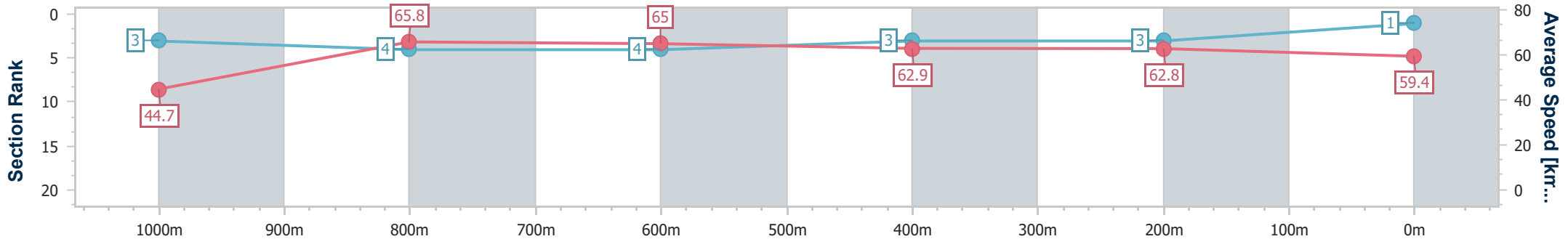
Sunshine Coast Poly Track QLD Professional
 Race 7: WIMMERS PREMIUM SOFT DRINKS Fillies & Mares
 BENCHMARK 60 Handicap - 1100m



12 January 2025 - 16:08

Track Rating: Synthetic, Weather: Overcast, Rail Position: True

Section	Overall	1000m	800m	600m	400m	200m
Section Times	1:05.40 [1] (0:08.06)	0:57.34 [3] (0:10.95)	0:46.39 [4] (0:11.25)	0:35.14 [4] (0:11.58)	0:23.56 [3] (0:11.48)	0:12.08 [3] (0:12.08)
Average Speed [km/h]	44.7	65.8	65.0	62.9	62.8	59.4
Top Speed [km/h]	63.0	66.7	66.8	65.0	64.0	62.6
Avg. Dist. to Rail [m]	0.8	1.6	2.3	1.4	3.7	4.7
Avg. Stride Freq. [Hz]	2.3	2.5	2.4	2.4	2.4	2.3
Avg. Stride Length [m]	5.4	7.4	7.5	7.3	7.2	7.0



- [] Ranking at each section and finish
- .-.- No data available at this section
- NA No data available



Horse/Jockey Name	Kwik Az Hell
Final Rank	2
Fastest Section Time (Section)	0:07.89 (Overall)
Top Speed [km/h] (Section)	67.6 (1000m)
Race State	Finished



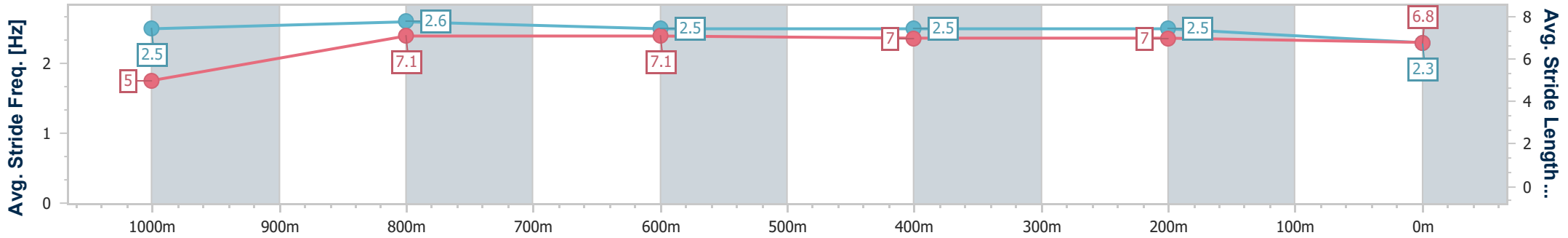
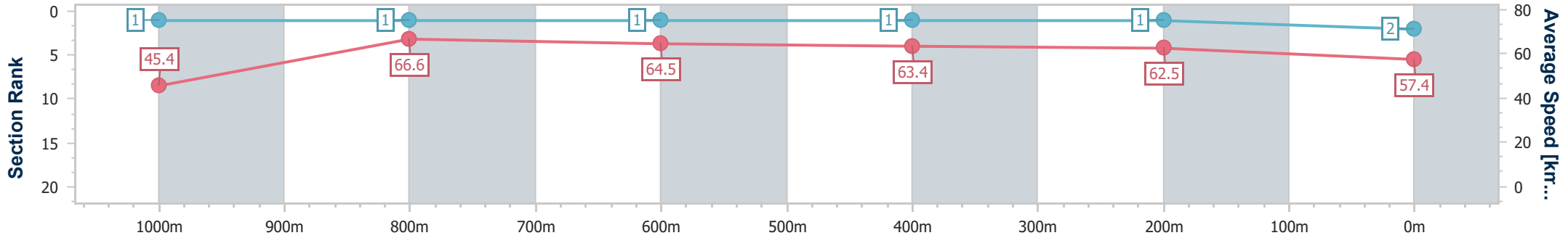
Sunshine Coast Poly Track QLD Professional
 Race 7: WIMMERS PREMIUM SOFT DRINKS Fillies & Mares
 BENCHMARK 60 Handicap - 1100m



12 January 2025 - 16:08

Track Rating: Synthetic, Weather: Overcast, Rail Position: True

Section	Overall	1000m	800m	600m	400m	200m
Section Times	1:05.47 [2] (0:07.89)	0:57.58 [1] (0:10.89)	0:46.69 [1] (0:11.13)	0:35.56 [1] (0:11.50)	0:24.06 [1] (0:11.54)	0:12.52 [1] (0:12.52)
Average Speed [km/h]	45.4	66.6	64.5	63.4	62.5	57.4
Top Speed [km/h]	63.7	67.6	67.3	64.0	63.2	60.1
Avg. Dist. to Rail [m]	5.6	1.9	0.4	1.6	1.3	1.8
Avg. Stride Freq. [Hz]	2.5	2.6	2.5	2.5	2.5	2.3
Avg. Stride Length [m]	5.0	7.1	7.1	7.0	7.0	6.8



- [] Ranking at each section and finish
- .-.- No data available at this section
- NA No data available



Horse/Jockey Name	Electric Arrow
Final Rank	3
Fastest Section Time (Section)	0:08.17 (Overall)
Top Speed [km/h] (Section)	68.1 (1000m)
Race State	Finished



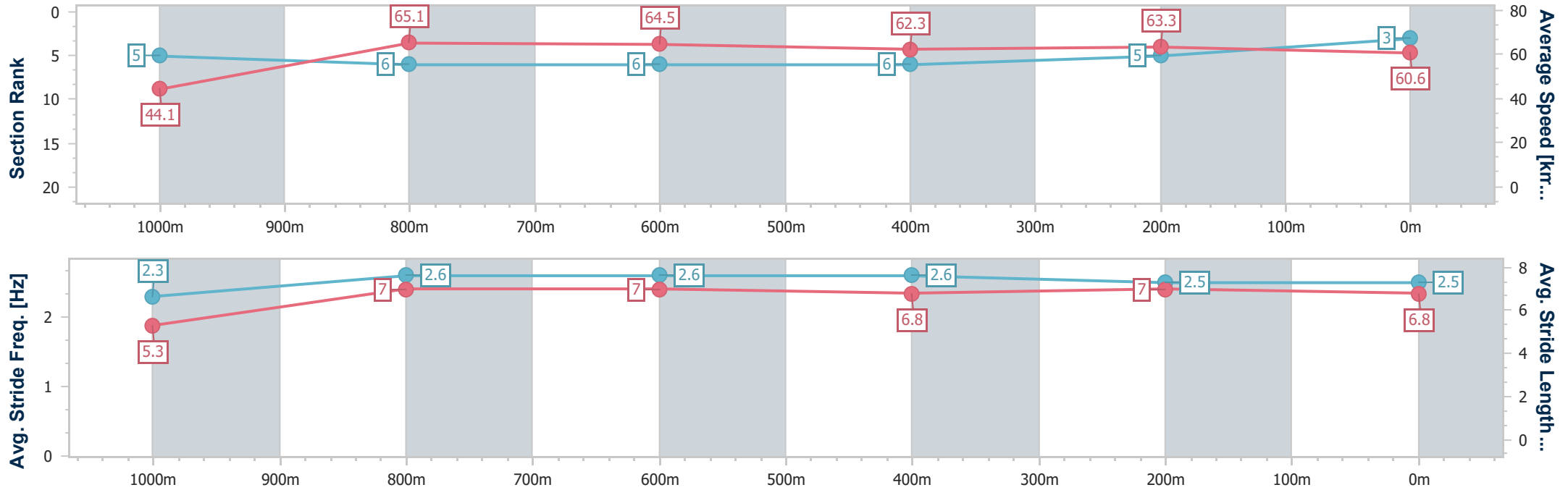
Sunshine Coast Poly Track QLD Professional
 Race 7: WIMMERS PREMIUM SOFT DRINKS Fillies & Mares
 BENCHMARK 60 Handicap - 1100m



12 January 2025 - 16:08

Track Rating: Synthetic, Weather: Overcast, Rail Position: True

Section	Overall	1000m	800m	600m	400m	200m
Section Times	1:05.51 [3] (0:08.17)	0:57.34 [5] (0:11.06)	0:46.28 [6] (0:11.28)	0:35.00 [6] (0:11.73)	0:23.27 [6] (0:11.39)	0:11.88 [5] (0:11.88)
Average Speed [km/h]	44.1	65.1	64.5	62.3	63.3	60.6
Top Speed [km/h]	60.6	68.1	66.8	64.2	64.0	62.0
Avg. Dist. to Rail [m]	4.2	3.0	1.3	2.8	5.1	8.6
Avg. Stride Freq. [Hz]	2.3	2.6	2.6	2.6	2.5	2.5
Avg. Stride Length [m]	5.3	7.0	7.0	6.8	7.0	6.8



- [] Ranking at each section and finish
- .-.- No data available at this section
- NA No data available



Horse/Jockey Name	Bonnet Rouge
Final Rank	4
Fastest Section Time (Section)	0:08.11 (Overall)
Top Speed [km/h] (Section)	68.5 (1000m)
Race State	Finished



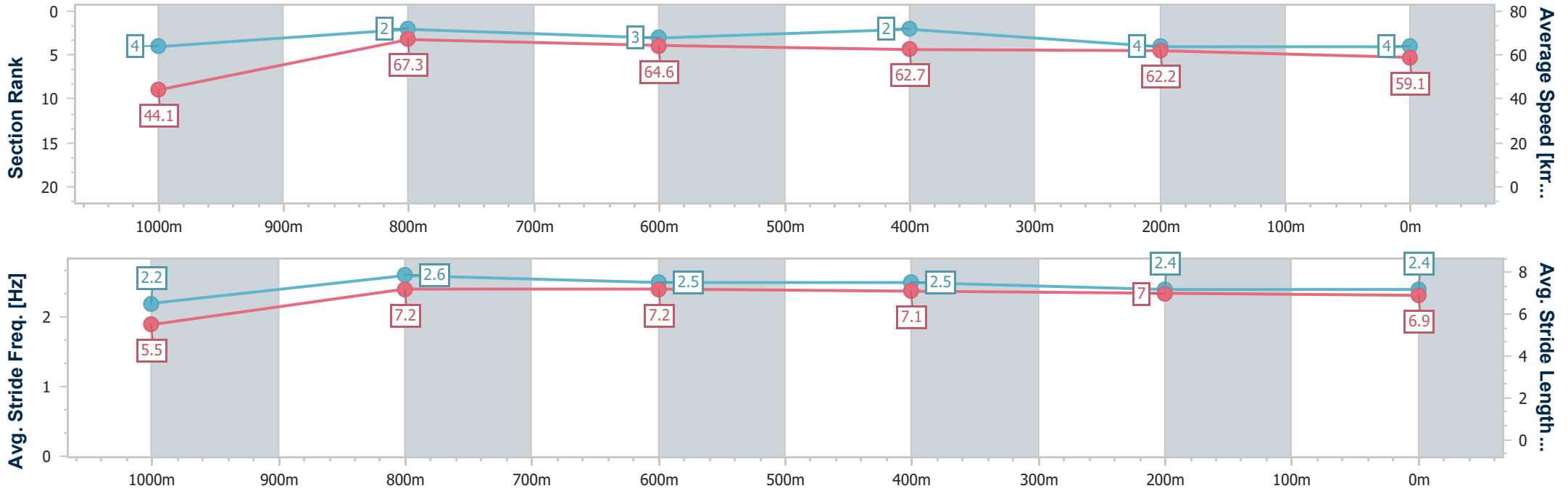
Sunshine Coast Poly Track QLD Professional
 Race 7: WIMMERS PREMIUM SOFT DRINKS Fillies & Mares
 BENCHMARK 60 Handicap - 1100m



12 January 2025 - 16:08

Track Rating: Synthetic, Weather: Overcast, Rail Position: True

Section	Overall	1000m	800m	600m	400m	200m
Section Times	1:05.51 [4] (0:08.11)	0:57.40 [4] (0:10.76)	0:46.64 [2] (0:11.35)	0:35.29 [3] (0:11.60)	0:23.69 [2] (0:11.53)	0:12.16 [4] (0:12.16)
Average Speed [km/h]	44.1	67.3	64.6	62.7	62.2	59.1
Top Speed [km/h]	63.6	68.5	66.6	64.1	63.2	61.7
Avg. Dist. to Rail [m]	3.1	3.1	2.7	1.4	2.5	3.4
Avg. Stride Freq. [Hz]	2.2	2.6	2.5	2.5	2.4	2.4
Avg. Stride Length [m]	5.5	7.2	7.2	7.1	7.0	6.9



- [] Ranking at each section and finish
- .-.- No data available at this section
- NA No data available



Horse/Jockey Name	Vos Savant
Final Rank	5
Fastest Section Time (Section)	0:08.42 (Overall)
Top Speed [km/h] (Section)	68.1 (1000m)
Race State	Finished



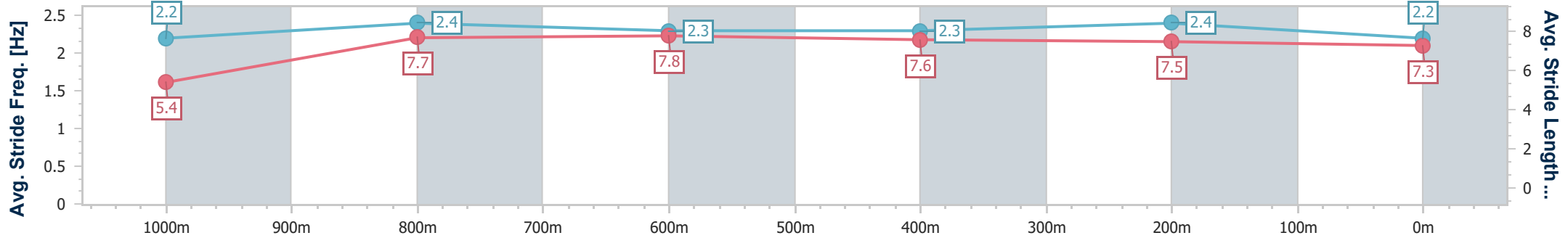
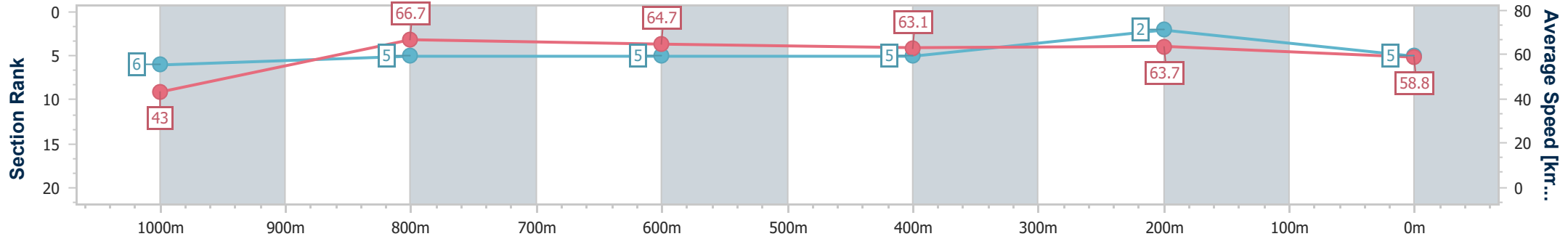
Sunshine Coast Poly Track QLD Professional
 Race 7: WIMMERS PREMIUM SOFT DRINKS Fillies & Mares
 BENCHMARK 60 Handicap - 1100m



12 January 2025 - 16:08

Track Rating: Synthetic, Weather: Overcast, Rail Position: True

Section	Overall	1000m	800m	600m	400m	200m
Section Times	1:05.52 [5] (0:08.42)	0:57.10 [6] (0:10.78)	0:46.32 [5] (0:11.20)	0:35.12 [5] (0:11.59)	0:23.53 [5] (0:11.30)	0:12.23 [2] (0:12.23)
Average Speed [km/h]	43.0	66.7	64.7	63.1	63.7	58.8
Top Speed [km/h]	62.7	68.1	66.4	63.9	64.5	61.8
Avg. Dist. to Rail [m]	2.6	1.3	0.8	2.5	5.3	5.8
Avg. Stride Freq. [Hz]	2.2	2.4	2.3	2.3	2.4	2.2
Avg. Stride Length [m]	5.4	7.7	7.8	7.6	7.5	7.3



- [] Ranking at each section and finish
- .-.- No data available at this section
- NA No data available



Horse/Jockey Name	Grandeur Rose
Final Rank	6
Fastest Section Time (Section)	0:08.00 (Overall)
Top Speed [km/h] (Section)	66.5 (1000m)
Race State	Finished



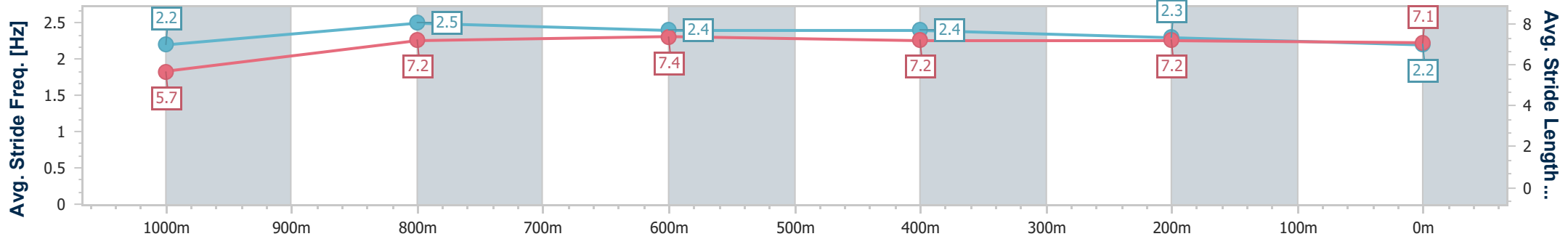
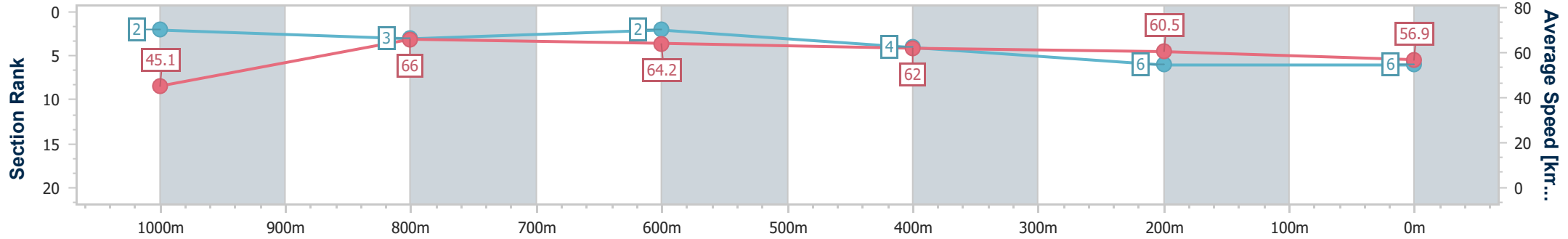
Sunshine Coast Poly Track QLD Professional
 Race 7: WIMMERS PREMIUM SOFT DRINKS Fillies & Mares
 BENCHMARK 60 Handicap - 1100m



12 January 2025 - 16:08

Track Rating: Synthetic, Weather: Overcast, Rail Position: True

Section	Overall	1000m	800m	600m	400m	200m
Section Times	1:06.41 [6] (0:08.00)	0:58.41 [2] (0:10.93)	0:47.48 [3] (0:11.24)	0:36.24 [2] (0:11.74)	0:24.50 [4] (0:11.88)	0:12.62 [6] (0:12.62)
Average Speed [km/h]	45.1	66.0	64.2	62.0	60.5	56.9
Top Speed [km/h]	62.7	66.5	65.9	62.9	61.7	58.7
Avg. Dist. to Rail [m]	0.3	0.7	0.9	1.6	1.3	2.6
Avg. Stride Freq. [Hz]	2.2	2.5	2.4	2.4	2.3	2.2
Avg. Stride Length [m]	5.7	7.2	7.4	7.2	7.2	7.1



- [] Ranking at each section and finish
- .-.- No data available at this section
- NA No data available



Sunshine Coast Poly Track QLD Professional
Race 8: TAB Colts, Geldings & Entires BENCHMARK 60 Handicap - 1100m
12 January 2025 - 16:45



Track Rating: Synthetic, Weather: Overcast, Rail Position: True

Section		Overall	1000m	800m	600m	400m	200m	Last 600m					
Field Times		1:04.98 (0:08.20)	0:56.78 (0:11.48)	0:45.30 (0:11.19)	0:34.11 (0:11.14)	0:22.97 (0:11.08)	0:11.89 (0:11.89)	0:34.11					
Rank	TAB Horse/Jockey	Barrier	Top Speed [km/h]	Fastest Section	Margin						Distance Travelled [m]		
1	8 MIO SORRENTO Heidi Gillie	18	66.6 400m	0:08.20 Overall	1:04.98 [1] (0:08.20)	0:56.78 [1] (0:11.48)	0:45.30 [1] (0:11.19)	0:34.11 [1] (0:11.14)	0:22.97 [1] (0:11.08)	0:11.89 [1] (0:11.89)	1:04.98	0:34.11	
2	6 CRESSBROOK Jace McMurray	1	65.9 600m	0:08.36 Overall	1:05.11 [2] (0:08.36)	0:56.75 [3] (0:11.59)	0:45.16 [3] (0:11.36)	0:33.80 [3] (0:11.09)	0:22.71 [2] (0:11.14)	0:11.57 [2] (0:11.57)	0.5L	0:33.80	-1
3	18 ITALIAN DANCER Kyle Wilson-Taylor	13	66.6 600m	0:08.24 Overall	1:05.14 [3] (0:08.24)	0:56.90 [2] (0:11.62)	0:45.28 [2] (0:11.36)	0:33.92 [2] (0:11.23)	0:22.69 [3] (0:11.11)	0:11.58 [3] (0:11.58)	0.7L	0:33.92	+6

Scratched: Most Dazzling (#1), Billy's Bro (#4), Express Payment (#7), Desert Koby (#9), Fenton (#11), Hamilton Brown (#13), Borrelli (#14), Princeton Award (#15), King Charles (#20), Inlanda (#21), Fighting I

[] Ranking at each section and finish
 -:-:-:- No data available at this section
 NA No data available

SCN Saddle cloth number
 DNF Did not finish
 DNT Did not track



Horse/Jockey Name	Mio Sorrento
Final Rank	1
Fastest Section Time (Section)	0:08.20 (Overall)
Top Speed [km/h] (Section)	66.6 (400m)
Race State	Finished



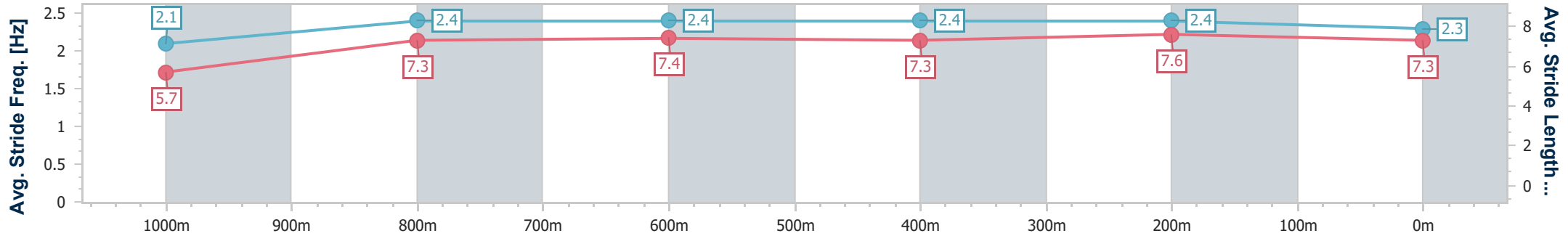
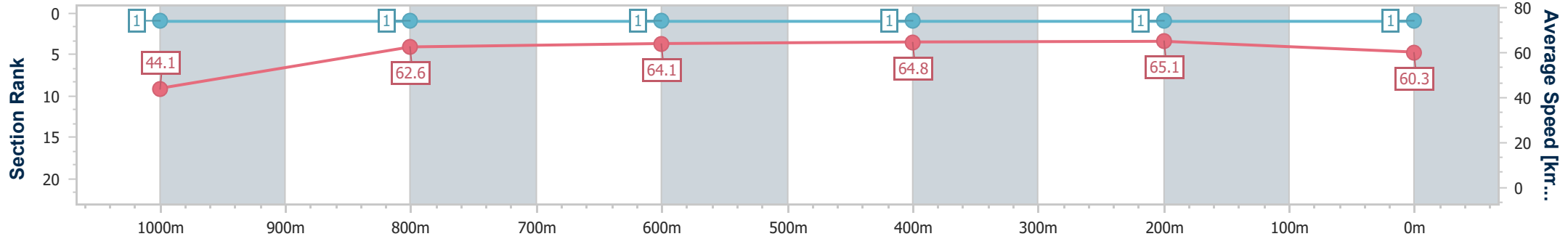
Sunshine Coast Poly Track QLD Professional
 Race 8: TAB Colts, Geldings & Entires BENCHMARK 60
 Handicap - 1100m



12 January 2025 - 16:45

Track Rating: Synthetic, Weather: Overcast, Rail Position: True

Section	Overall	1000m	800m	600m	400m	200m
Section Times	1:04.98 [1] (0:08.20)	0:56.78 [1] (0:11.48)	0:45.30 [1] (0:11.19)	0:34.11 [1] (0:11.14)	0:22.97 [1] (0:11.08)	0:11.89 [1] (0:11.89)
Average Speed [km/h]	44.1	62.6	64.1	64.8	65.1	60.3
Top Speed [km/h]	61.9	64.4	65.8	66.1	66.6	63.2
Avg. Dist. to Rail [m]	2.5	0.6	0.6	0.4	0.5	0.4
Avg. Stride Freq. [Hz]	2.1	2.4	2.4	2.4	2.4	2.3
Avg. Stride Length [m]	5.7	7.3	7.4	7.3	7.6	7.3



- [] Ranking at each section and finish
- .-.- No data available at this section
- NA No data available



Horse/Jockey Name	Cressbrook
Final Rank	2
Fastest Section Time (Section)	0:08.36 (Overall)
Top Speed [km/h] (Section)	65.9 (600m)
Race State	Finished



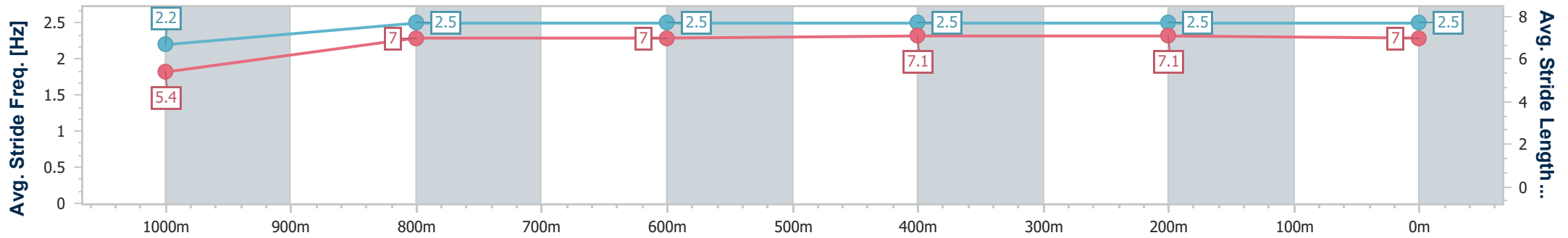
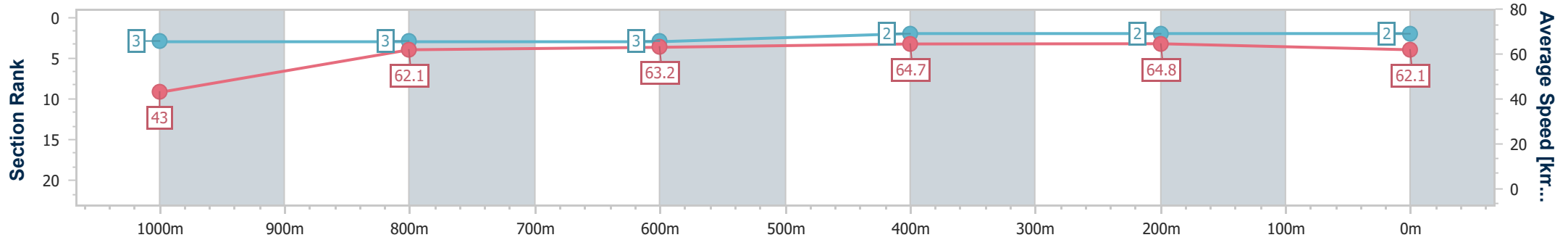
Sunshine Coast Poly Track QLD Professional
Race 8: TAB Colts, Geldings & Entires BENCHMARK 60
Handicap - 1100m



12 January 2025 - 16:45

Track Rating: Synthetic, Weather: Overcast, Rail Position: True

Section	Overall	1000m	800m	600m	400m	200m
Section Times	1:05.11 [2] (0:08.36)	0:56.75 [3] (0:11.59)	0:45.16 [3] (0:11.36)	0:33.80 [3] (0:11.09)	0:22.71 [2] (0:11.14)	0:11.57 [2] (0:11.57)
Average Speed [km/h]	43.0	62.1	63.2	64.7	64.8	62.1
Top Speed [km/h]	59.4	63.9	65.4	65.9	65.8	64.1
Avg. Dist. to Rail [m]	1.1	0.7	0.7	0.4	2.0	3.3
Avg. Stride Freq. [Hz]	2.2	2.5	2.5	2.5	2.5	2.5
Avg. Stride Length [m]	5.4	7.0	7.0	7.1	7.1	7.0



- [] Ranking at each section and finish
- .-.- No data available at this section
- NA No data available



Horse/Jockey Name	Italian Dancer
Final Rank	3
Fastest Section Time (Section)	0:08.24 (Overall)
Top Speed [km/h] (Section)	66.6 (600m)
Race State	Finished



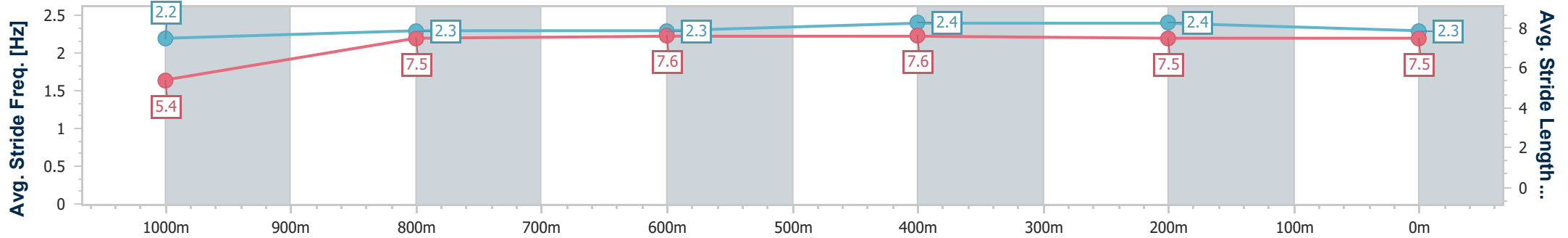
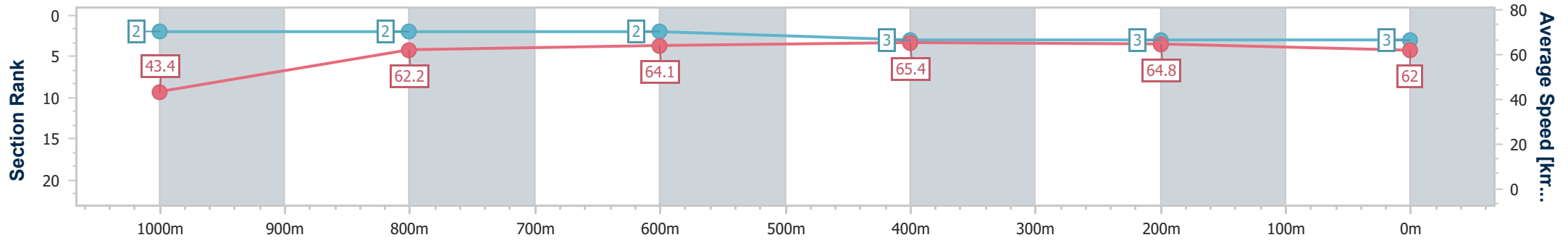
Sunshine Coast Poly Track QLD Professional
Race 8: TAB Colts, Geldings & Entires BENCHMARK 60
Handicap - 1100m



12 January 2025 - 16:45

Track Rating: Synthetic, Weather: Overcast, Rail Position: True

Section	Overall	1000m	800m	600m	400m	200m
Section Times	1:05.14 [3] (0:08.24)	0:56.90 [2] (0:11.62)	0:45.28 [2] (0:11.36)	0:33.92 [2] (0:11.23)	0:22.69 [3] (0:11.11)	0:11.58 [3] (0:11.58)
Average Speed [km/h]	43.4	62.2	64.1	65.4	64.8	62.0
Top Speed [km/h]	59.2	64.3	65.9	66.6	65.8	63.7
Avg. Dist. to Rail [m]	1.7	0.6	1.5	3.3	6.1	6.2
Avg. Stride Freq. [Hz]	2.2	2.3	2.3	2.4	2.4	2.3
Avg. Stride Length [m]	5.4	7.5	7.6	7.6	7.5	7.5



- [] Ranking at each section and finish
- .-.- No data available at this section
- NA No data available