



Rockhampton QLD Professional

Race 6: HIGGINS COATINGS BENCHMARK 55 Handicap - 1200m

09 January 2025 - 17:21



Track Rating: Good 4, Weather: Fine, Rail Position: +5m Entire

Section		Overall											Last 600m	
Field Times		1:09.12											0:34.28	
		(0:12.90)												
		1000m												
		0:56.22												
		(0:10.58)												
		800m												
		0:45.64												
		(0:11.36)												
		600m												
		0:34.28												
		(0:11.14)												
		400m												
		0:23.14												
		(0:11.06)												
		200m												
		0:12.08												
		(0:12.08)												
Rank	TAB	Horse/Jockey	Barrier	Top Speed [km/h]	Fastest Section	Overall	1000m	800m	600m	400m	200m	Margin	Distance Travelled [m]	
1	3	SUNDARA	1	68.4	0:10.72	1:09.12 [1]	0:55.91 [7]	0:45.06 [5]	0:33.68 [5]	0:22.96 [3]	0:12.08 [1]	1:09.12	0:33.68	
		Ryan Wiggins		600m	600m	(0:13.21)	(0:10.85)	(0:11.38)	(0:10.72)	(0:10.88)	(0:12.08)			
2	6	DISCOVERED GOLD	3	70.2	0:10.54	1:09.80 [2]	0:56.86 [2]	0:46.32 [1]	0:34.96 [1]	0:23.82 [1]	0:12.59 [2]	4L	0:34.96	
		McKenzie Apel		1000m	1000m	(0:12.94)	(0:10.54)	(0:11.36)	(0:11.14)	(0:11.23)	(0:12.59)		-6	
3	8	OUTBACK BANDIT	7	68.8	0:10.84	1:09.82 [3]	0:56.88 [3]	0:45.78 [4]	0:34.39 [4]	0:23.55 [4]	0:12.31 [3]	4.12L	0:34.39	
		Justin Huxtable		600m	600m	(0:12.94)	(0:11.10)	(0:11.39)	(0:10.84)	(0:11.24)	(0:12.31)		+0	
4	10	JUST BINGO	10	67.3	0:10.78	1:10.00 [4]	0:56.15 [11]	0:45.09 [11]	0:33.79 [11]	0:23.01 [9]	0:11.90 [8]	5.16L	0:33.79	
		Olivia Kendal		600m	600m	(0:13.85)	(0:11.06)	(0:11.30)	(0:10.78)	(0:11.11)	(0:11.90)		+0	
5	12	MONDAY CHOICE	9	68.0	0:10.92	1:10.05 [5]	0:56.45 [10]	0:45.53 [10]	0:34.12 [9]	0:23.13 [8]	0:11.98 [7]	5.5L	0:34.12	
		Tasha Chambers		1000m	1000m	(0:13.60)	(0:10.92)	(0:11.41)	(0:10.99)	(0:11.15)	(0:11.98)		+2	
6	5	PHANTOM FLIGHT	6	67.0	0:10.89	1:10.12 [6]	0:56.55 [9]	0:45.66 [9]	0:34.46 [7]	0:23.41 [7]	0:12.16 [5]	5.89L	0:34.46	
		Jackson Murphy		1000m	1000m	(0:13.57)	(0:10.89)	(0:11.20)	(0:11.05)	(0:11.25)	(0:12.16)		-7	
7	9	TAHKIAN BUBBLES	4	69.4	0:10.78	1:10.56 [7]	0:57.51 [4]	0:46.73 [3]	0:35.27 [3]	0:24.23 [5]	0:12.59 [6]	8.49L	0:35.27	
		Amy Graham		1000m	1000m	(0:13.05)	(0:10.78)	(0:11.46)	(0:11.04)	(0:11.64)	(0:12.59)		-4	
8	13	CHILL OUT MISS	8	66.9	0:11.05	1:10.64 [8]	0:57.35 [8]	0:46.30 [8]	0:34.63 [10]	0:23.55 [11]	0:12.25 [9]	8.96L	0:34.63	
		Warwick Satherley		600m	1000m	(0:13.29)	(0:11.05)	(0:11.67)	(0:11.08)	(0:11.30)	(0:12.25)		-5	
9	4	ANSWERING	5	68.4	0:10.76	1:11.04 [9]	0:58.14 [1]	0:47.38 [2]	0:36.09 [2]	0:25.00 [2]	0:13.33 [4]	11.33L	0:36.09	
		Ashley Butler		1000m	1000m	(0:12.90)	(0:10.76)	(0:11.29)	(0:11.09)	(0:11.67)	(0:13.33)		-2	
10	11	MASONRY MAN	2	67.7	0:10.89	1:11.74 [10]	0:58.54 [6]	0:47.65 [6]	0:36.20 [6]	0:25.06 [6]	0:13.22 [10]	15.39L	0:36.20	
		Georgina Cartwright		1000m	1000m	(0:13.20)	(0:10.89)	(0:11.45)	(0:11.14)	(0:11.84)	(0:13.22)		-1	

Scratched: The Hairdresser (#7), Cavente (#1)

[] Ranking at each section and finish
 -:-:- No data available at this section
 NA No data available

SCN Saddle cloth number
 DNF Did not finish
 DNT Did not track



Rockhampton QLD Professional

Race 6: HIGGINS COATINGS BENCHMARK 55 Handicap - 1200m

09 January 2025 - 17:21



Track Rating: Good 4, Weather: Fine, Rail Position: +5m Entire

Section	Overall	1000m	800m	600m	400m	200m	Last 600m
Field Times	1:09.12 (0:12.90)	0:56.22 (0:10.58)	0:45.64 (0:11.36)	0:34.28 (0:11.14)	0:23.14 (0:11.06)	0:12.08 (0:12.08)	0:34.28

Rank	TAB	Horse/Jockey	Barrier	Top Speed [km/h]	Fastest Section	Overall	1000m	800m	600m	400m	200m	Margin	Distance Travelled [m]	
11	2	MIL CIENTO	11	67.0	0:11.09	1:11.75 [11]	0:58.59 [5]	0:47.50 [7]	0:35.91 [8]	0:24.72 [10]	0:13.02 [11]	15.45L	0:35.91	+0
		Liv O'Donnell		1000m	1000m	(0:13.16)	(0:11.09)	(0:11.59)	(0:11.19)	(0:11.70)	(0:13.02)			

Scratched: The Hairdresser (#7), Cavente (#1)

[] Ranking at each section and finish
 -:-:- No data available at this section
 NA No data available

SCN Saddle cloth number
 DNF Did not finish
 DNT Did not track



Horse/Jockey Name	Sundara
Final Rank	1
Fastest Section Time (Section)	0:10.72 (600m)
Top Speed [km/h] (Section)	68.4 (600m)
Race State	Finished



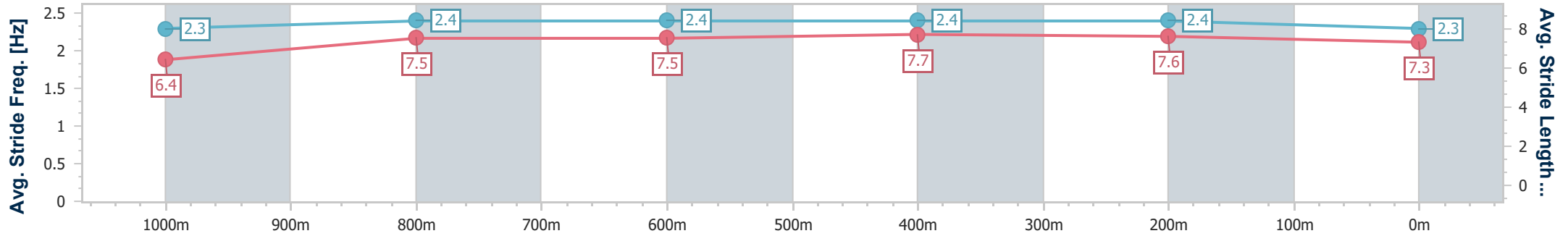
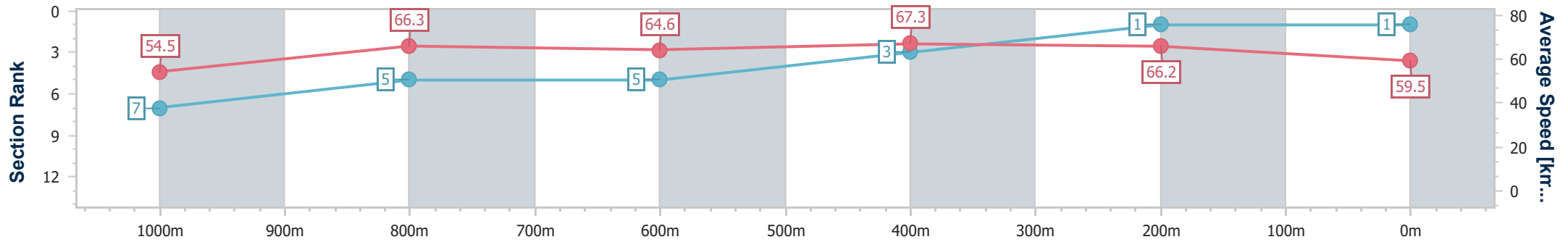
Rockhampton QLD Professional
Race 6: HIGGINS COATINGS BENCHMARK 55 Handicap - 1200m

09 January 2025 - 17:21

Track Rating: Good 4, Weather: Fine, Rail Position: +5m Entire



Section	Overall	1000m	800m	600m	400m	200m
Section Times	1:09.12 [1] (0:13.21)	0:55.91 [7] (0:10.85)	0:45.06 [5] (0:11.38)	0:33.68 [5] (0:10.72)	0:22.96 [3] (0:10.88)	0:12.08 [1] (0:12.08)
Average Speed [km/h]	54.5	66.3	64.6	67.3	66.2	59.5
Top Speed [km/h]	67.0	68.3	66.4	68.4	68.3	64.1
Avg. Dist. to Rail [m]	1.6	0.7	2.7	4.4	5.3	6.3
Avg. Stride Freq. [Hz]	2.3	2.4	2.4	2.4	2.4	2.3
Avg. Stride Length [m]	6.4	7.5	7.5	7.7	7.6	7.3



- [] Ranking at each section and finish
- .-.- No data available at this section
- NA No data available



Horse/Jockey Name	Discovered Gold
Final Rank	2
Fastest Section Time (Section)	0:10.54 (1000m)
Top Speed [km/h] (Section)	70.2 (1000m)
Race State	Finished



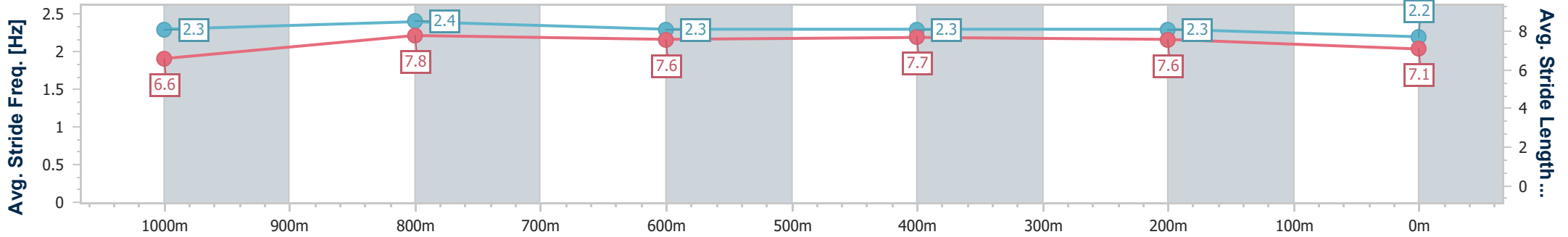
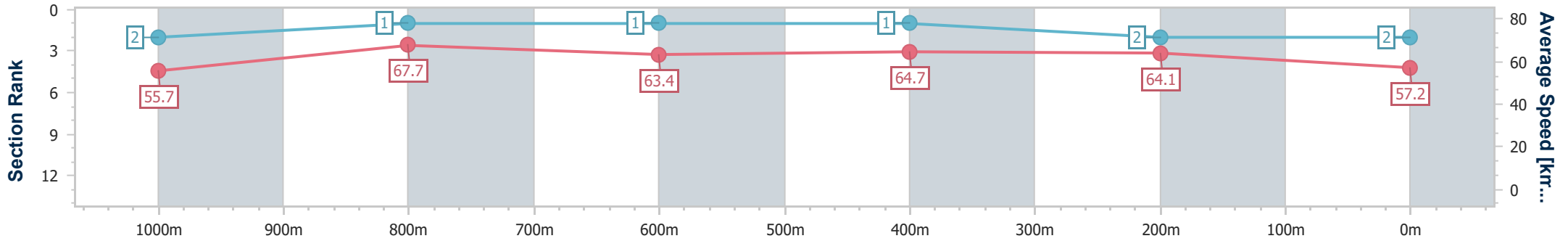
Rockhampton QLD Professional
Race 6: HIGGINS COATINGS BENCHMARK 55 Handicap - 1200m

09 January 2025 - 17:21

Track Rating: Good 4, Weather: Fine, Rail Position: +5m Entire



Section	Overall	1000m	800m	600m	400m	200m
Section Times	1:09.80 [2] (0:12.94)	0:56.86 [2] (0:10.54)	0:46.32 [1] (0:11.36)	0:34.96 [1] (0:11.14)	0:23.82 [1] (0:11.23)	0:12.59 [2] (0:12.59)
Average Speed [km/h]	55.7	67.7	63.4	64.7	64.1	57.2
Top Speed [km/h]	69.9	70.2	64.5	66.2	66.2	61.2
Avg. Dist. to Rail [m]	3.1	1.4	0.6	1.0	1.6	1.4
Avg. Stride Freq. [Hz]	2.3	2.4	2.3	2.3	2.3	2.2
Avg. Stride Length [m]	6.6	7.8	7.6	7.7	7.6	7.1



- [] Ranking at each section and finish
- .-.- No data available at this section
- NA No data available



Horse/Jockey Name	Outback Bandit
Final Rank	3
Fastest Section Time (Section)	0:10.84 (600m)
Top Speed [km/h] (Section)	68.8 (600m)
Race State	Finished



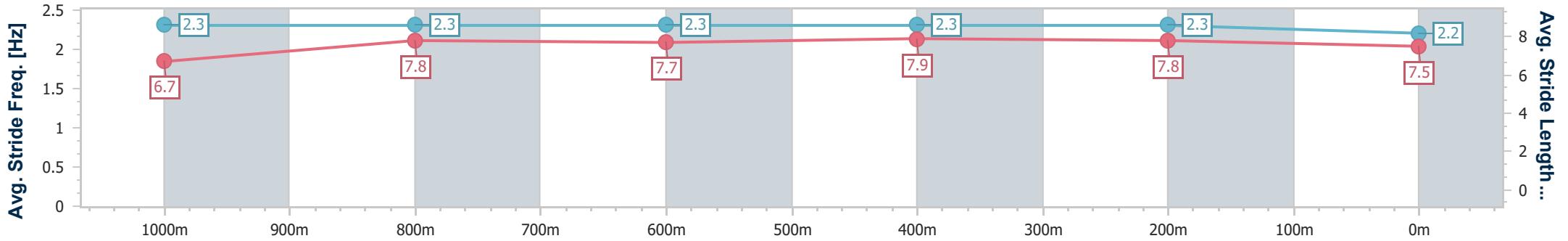
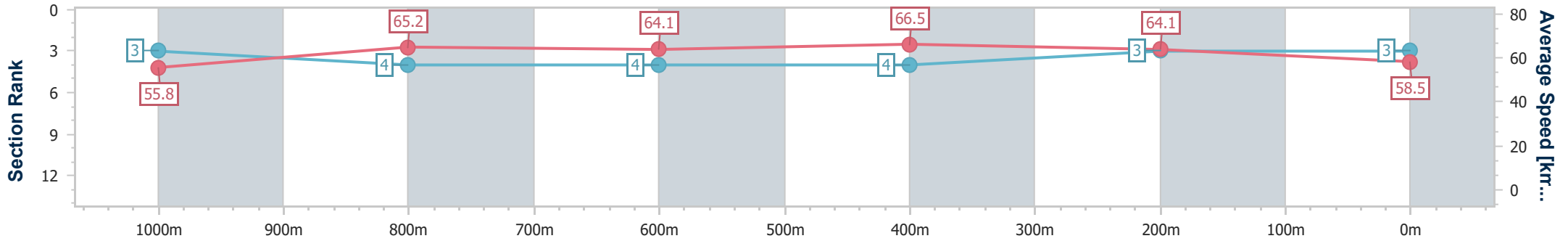
Rockhampton QLD Professional
Race 6: HIGGINS COATINGS BENCHMARK 55 Handicap - 1200m

09 January 2025 - 17:21

Track Rating: Good 4, Weather: Fine, Rail Position: +5m Entire



Section	Overall	1000m	800m	600m	400m	200m
Section Times	1:09.82 [3] (0:12.94)	0:56.88 [3] (0:11.10)	0:45.78 [4] (0:11.39)	0:34.39 [4] (0:10.84)	0:23.55 [4] (0:11.24)	0:12.31 [3] (0:12.31)
Average Speed [km/h]	55.8	65.2	64.1	66.5	64.1	58.5
Top Speed [km/h]	67.8	67.7	65.9	68.8	66.0	61.7
Avg. Dist. to Rail [m]	6.0	1.3	1.7	4.5	5.9	5.8
Avg. Stride Freq. [Hz]	2.3	2.3	2.3	2.3	2.3	2.2
Avg. Stride Length [m]	6.7	7.8	7.7	7.9	7.8	7.5



- [] Ranking at each section and finish
- .-.- No data available at this section
- NA No data available



Horse/Jockey Name	Just Bingo
Final Rank	4
Fastest Section Time (Section)	0:10.78 (600m)
Top Speed [km/h] (Section)	67.3 (600m)
Race State	Finished



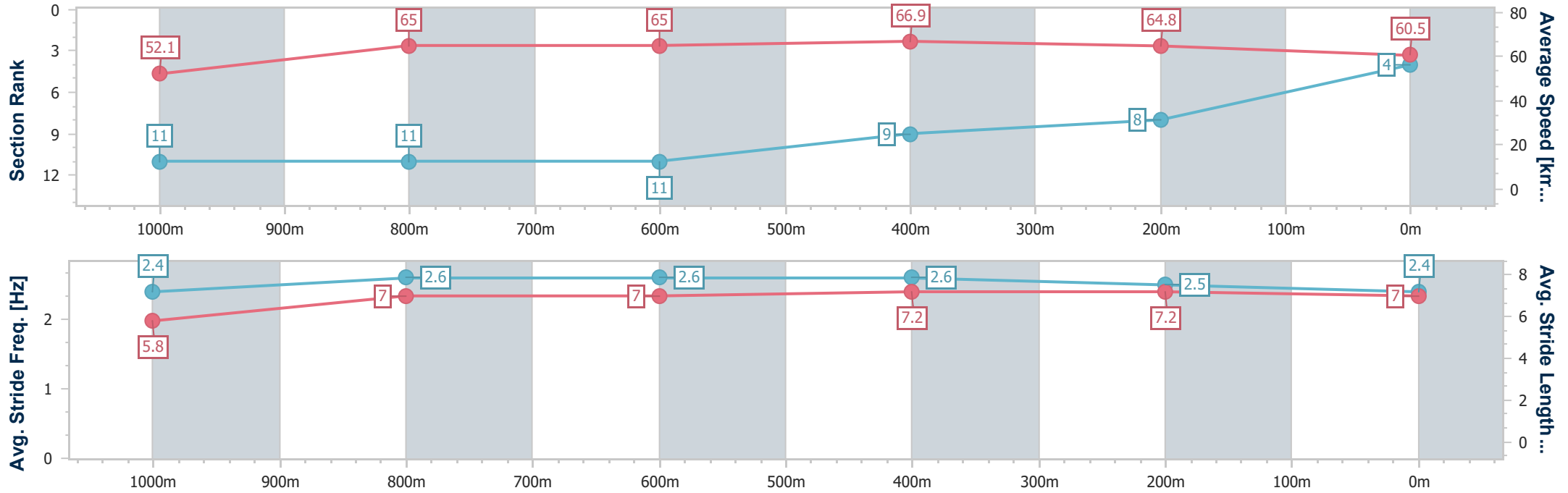
Rockhampton QLD Professional
Race 6: HIGGINS COATINGS BENCHMARK 55 Handicap - 1200m

09 January 2025 - 17:21

Track Rating: Good 4, Weather: Fine, Rail Position: +5m Entire



Section	Overall	1000m	800m	600m	400m	200m
Section Times	1:10.00 [4] (0:13.85)	0:56.15 [11] (0:11.06)	0:45.09 [11] (0:11.30)	0:33.79 [11] (0:10.78)	0:23.01 [9] (0:11.11)	0:11.90 [8] (0:11.90)
Average Speed [km/h]	52.1	65.0	65.0	66.9	64.8	60.5
Top Speed [km/h]	64.7	65.4	66.1	67.3	65.7	63.1
Avg. Dist. to Rail [m]	7.2	1.1	2.5	1.7	2.7	5.0
Avg. Stride Freq. [Hz]	2.4	2.6	2.6	2.6	2.5	2.4
Avg. Stride Length [m]	5.8	7.0	7.0	7.2	7.2	7.0



- [] Ranking at each section and finish
- .-.- No data available at this section
- NA No data available



Horse/Jockey Name	Monday Choice
Final Rank	5
Fastest Section Time (Section)	0:10.92 (1000m)
Top Speed [km/h] (Section)	68.0 (1000m)
Race State	Finished



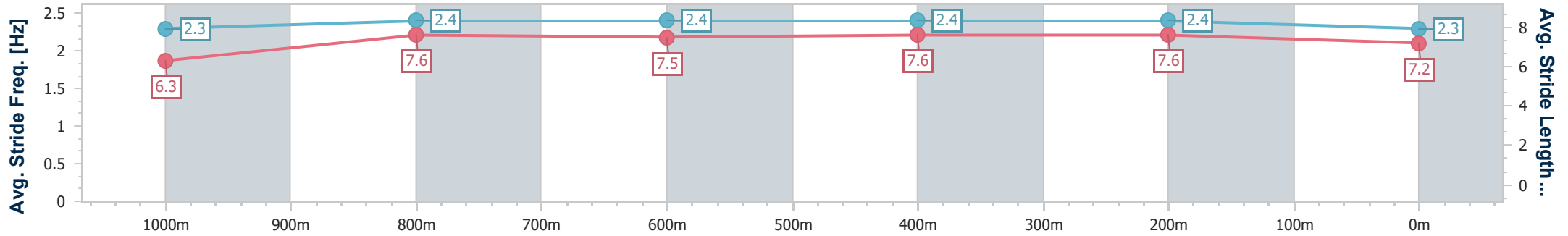
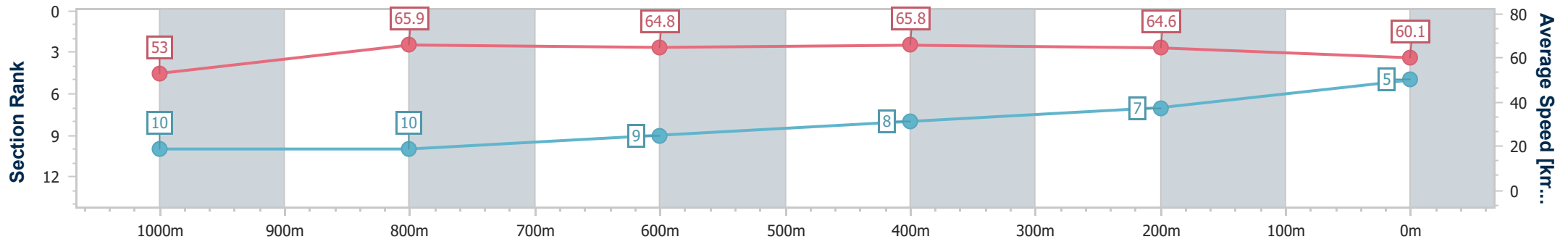
Rockhampton QLD Professional
Race 6: HIGGINS COATINGS BENCHMARK 55 Handicap - 1200m

09 January 2025 - 17:21

Track Rating: Good 4, Weather: Fine, Rail Position: +5m Entire



Section	Overall	1000m	800m	600m	400m	200m
Section Times	1:10.05 [5] (0:13.60)	0:56.45 [10] (0:10.92)	0:45.53 [10] (0:11.41)	0:34.12 [9] (0:10.99)	0:23.13 [8] (0:11.15)	0:11.98 [7] (0:11.98)
Average Speed [km/h]	53.0	65.9	64.8	65.8	64.6	60.1
Top Speed [km/h]	67.9	68.0	66.0	66.9	65.8	62.5
Avg. Dist. to Rail [m]	5.4	0.5	3.4	5.4	5.3	7.7
Avg. Stride Freq. [Hz]	2.3	2.4	2.4	2.4	2.4	2.3
Avg. Stride Length [m]	6.3	7.6	7.5	7.6	7.6	7.2



- [] Ranking at each section and finish
- .-.- No data available at this section
- NA No data available



Horse/Jockey Name	Phantom Flight
Final Rank	6
Fastest Section Time (Section)	0:10.89 (1000m)
Top Speed [km/h] (Section)	67.0 (1000m)
Race State	Finished



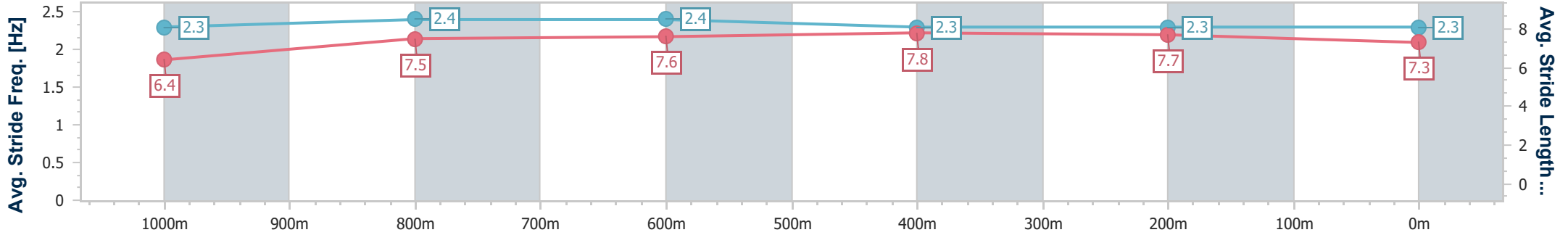
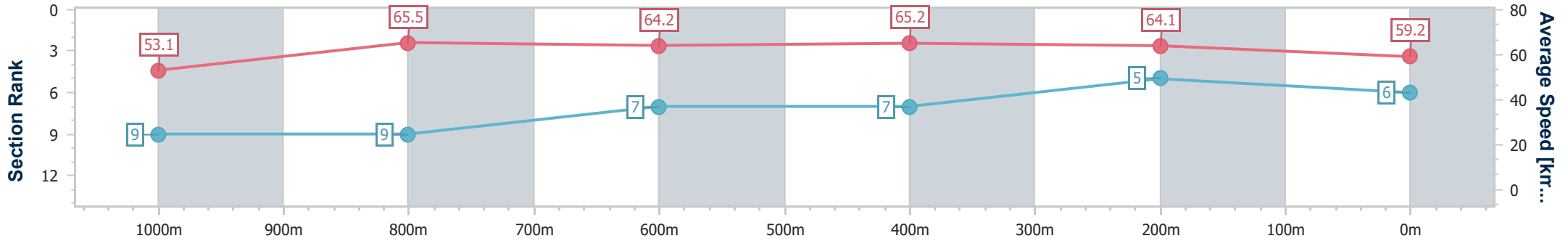
Rockhampton QLD Professional
Race 6: HIGGINS COATINGS BENCHMARK 55 Handicap - 1200m

09 January 2025 - 17:21

Track Rating: Good 4, Weather: Fine, Rail Position: +5m Entire



Section	Overall	1000m	800m	600m	400m	200m
Section Times	1:10.12 [6] (0:13.57)	0:56.55 [9] (0:10.89)	0:45.66 [9] (0:11.20)	0:34.46 [7] (0:11.05)	0:23.41 [7] (0:11.25)	0:12.16 [5] (0:12.16)
Average Speed [km/h]	53.1	65.5	64.2	65.2	64.1	59.2
Top Speed [km/h]	65.8	67.0	65.2	66.4	65.8	62.0
Avg. Dist. to Rail [m]	3.1	1.6	1.0	2.4	3.6	5.3
Avg. Stride Freq. [Hz]	2.3	2.4	2.4	2.3	2.3	2.3
Avg. Stride Length [m]	6.4	7.5	7.6	7.8	7.7	7.3



- [] Ranking at each section and finish
- .-.- No data available at this section
- NA No data available



Horse/Jockey Name	Tahkian Bubbles
Final Rank	7
Fastest Section Time (Section)	0:10.78 (1000m)
Top Speed [km/h] (Section)	69.4 (1000m)
Race State	Finished



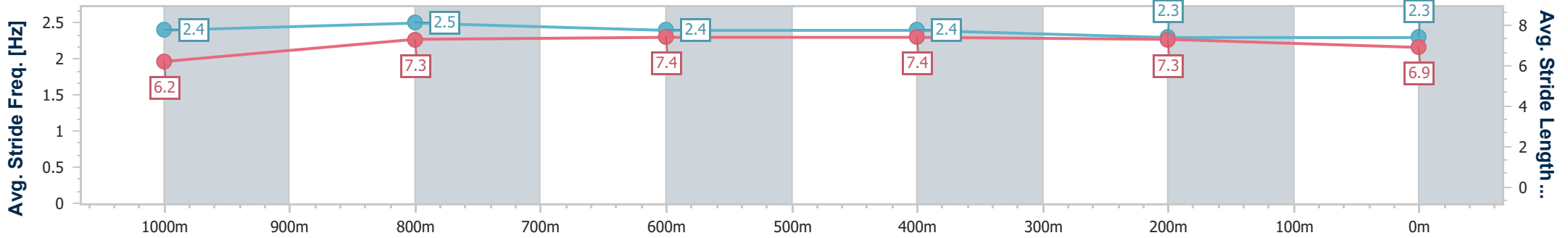
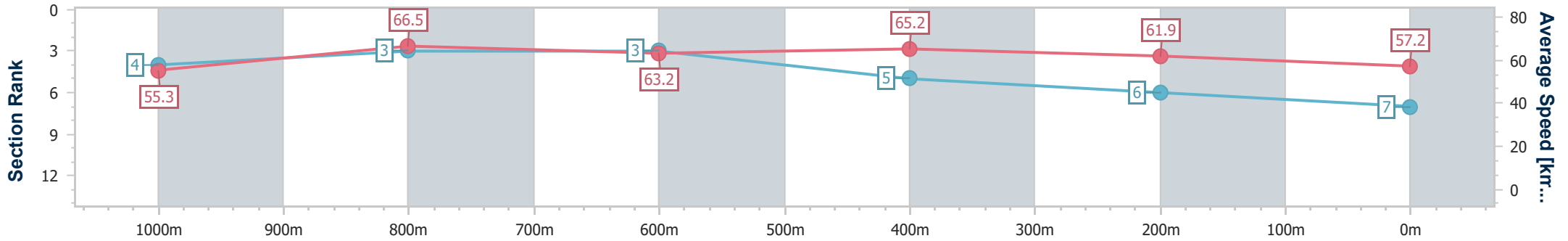
Rockhampton QLD Professional
Race 6: HIGGINS COATINGS BENCHMARK 55 Handicap - 1200m

09 January 2025 - 17:21

Track Rating: Good 4, Weather: Fine, Rail Position: +5m Entire



Section	Overall	1000m	800m	600m	400m	200m
Section Times	1:10.56 [7] (0:13.05)	0:57.51 [4] (0:10.78)	0:46.73 [3] (0:11.46)	0:35.27 [3] (0:11.04)	0:24.23 [5] (0:11.64)	0:12.59 [6] (0:12.59)
Average Speed [km/h]	55.3	66.5	63.2	65.2	61.9	57.2
Top Speed [km/h]	68.3	69.4	65.3	67.2	65.5	60.3
Avg. Dist. to Rail [m]	3.7	0.6	0.7	2.0	1.2	1.0
Avg. Stride Freq. [Hz]	2.4	2.5	2.4	2.4	2.3	2.3
Avg. Stride Length [m]	6.2	7.3	7.4	7.4	7.3	6.9



- [] Ranking at each section and finish
- .-.- No data available at this section
- NA No data available



Horse/Jockey Name	Chill Out Miss
Final Rank	8
Fastest Section Time (Section)	0:11.05 (1000m)
Top Speed [km/h] (Section)	66.9 (600m)
Race State	Finished



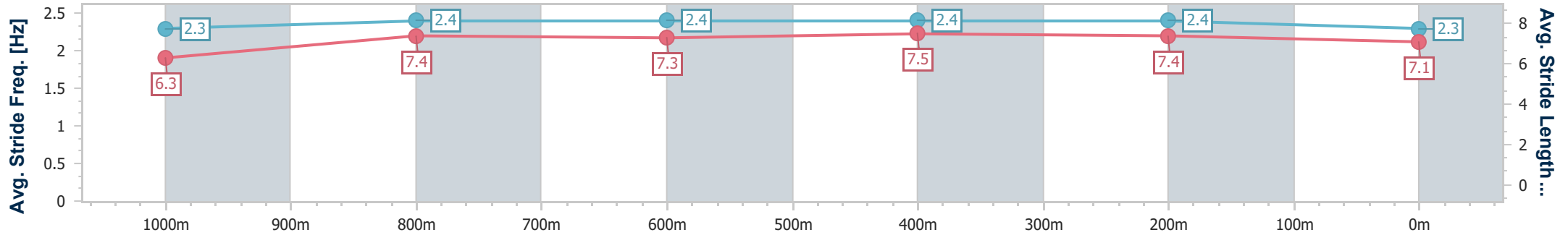
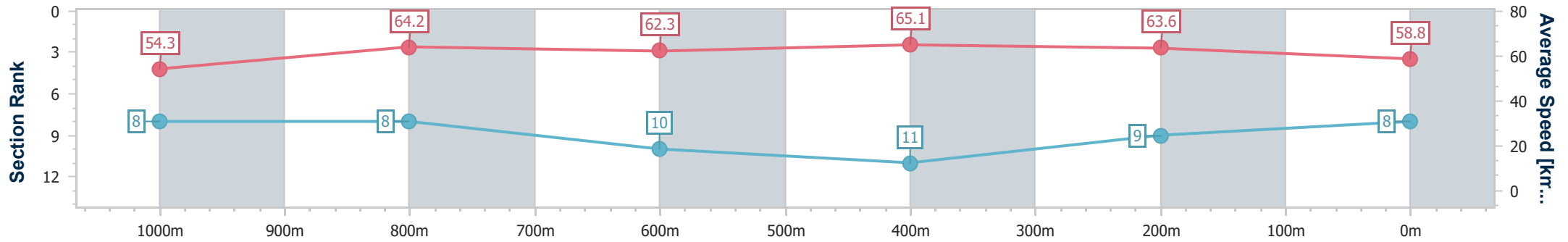
Rockhampton QLD Professional
Race 6: HIGGINS COATINGS BENCHMARK 55 Handicap - 1200m

09 January 2025 - 17:21

Track Rating: Good 4, Weather: Fine, Rail Position: +5m Entire



Section	Overall	1000m	800m	600m	400m	200m
Section Times	1:10.64 [8] (0:13.29)	0:57.35 [8] (0:11.05)	0:46.30 [8] (0:11.67)	0:34.63 [10] (0:11.08)	0:23.55 [11] (0:11.30)	0:12.25 [9] (0:12.25)
Average Speed [km/h]	54.3	64.2	62.3	65.1	63.6	58.8
Top Speed [km/h]	66.8	65.8	63.7	66.9	65.9	63.4
Avg. Dist. to Rail [m]	5.3	2.1	1.4	3.6	6.0	6.6
Avg. Stride Freq. [Hz]	2.3	2.4	2.4	2.4	2.4	2.3
Avg. Stride Length [m]	6.3	7.4	7.3	7.5	7.4	7.1



- [] Ranking at each section and finish
- .-.- No data available at this section
- NA No data available



Horse/Jockey Name	Answering
Final Rank	9
Fastest Section Time (Section)	0:10.76 (1000m)
Top Speed [km/h] (Section)	68.4 (1000m)
Race State	Finished



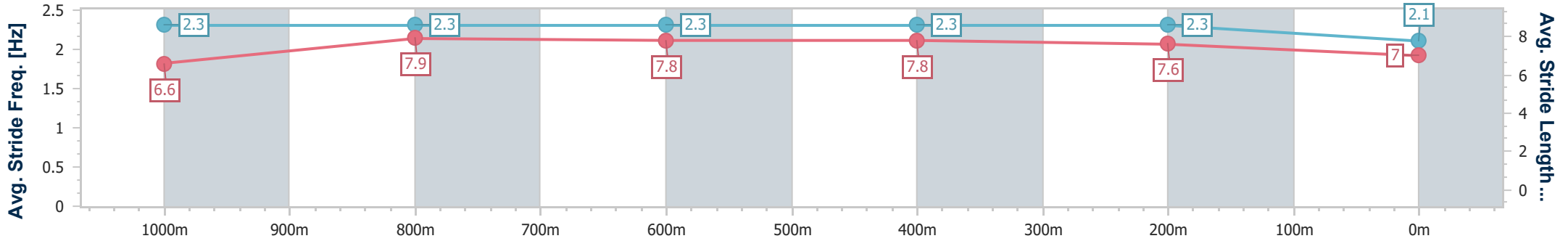
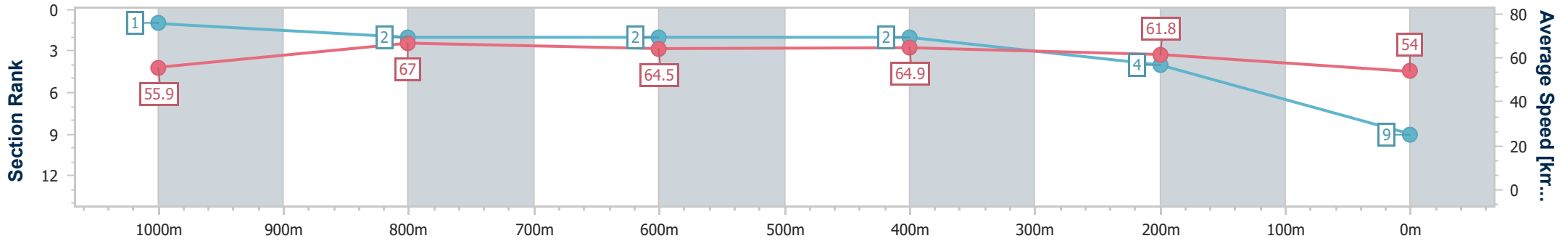
Rockhampton QLD Professional
Race 6: HIGGINS COATINGS BENCHMARK 55 Handicap - 1200m

09 January 2025 - 17:21

Track Rating: Good 4, Weather: Fine, Rail Position: +5m Entire



Section	Overall	1000m	800m	600m	400m	200m
Section Times	1:11.04 [9] (0:12.90)	0:58.14 [1] (0:10.76)	0:47.38 [2] (0:11.29)	0:36.09 [2] (0:11.09)	0:25.00 [2] (0:11.67)	0:13.33 [4] (0:13.33)
Average Speed [km/h]	55.9	67.0	64.5	64.9	61.8	54.0
Top Speed [km/h]	67.1	68.4	66.3	65.7	64.5	58.8
Avg. Dist. to Rail [m]	4.7	0.6	1.4	3.2	3.0	2.9
Avg. Stride Freq. [Hz]	2.3	2.3	2.3	2.3	2.3	2.1
Avg. Stride Length [m]	6.6	7.9	7.8	7.8	7.6	7.0





Horse/Jockey Name	Masonry Man
Final Rank	10
Fastest Section Time (Section)	0:10.89 (1000m)
Top Speed [km/h] (Section)	67.7 (1000m)
Race State	Finished



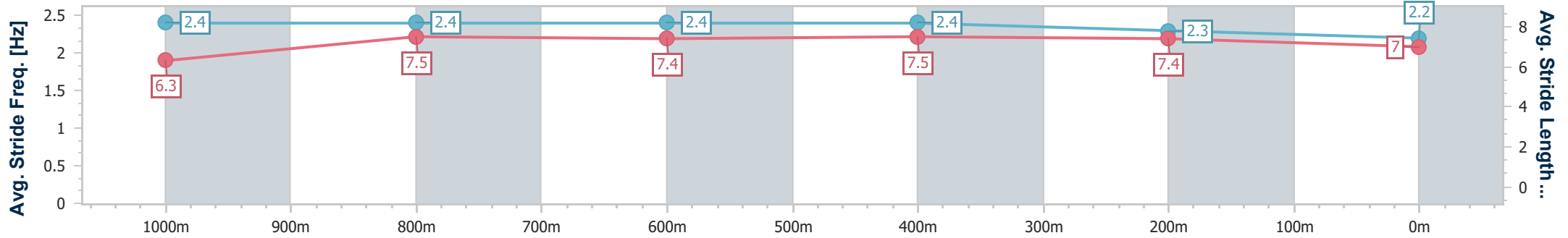
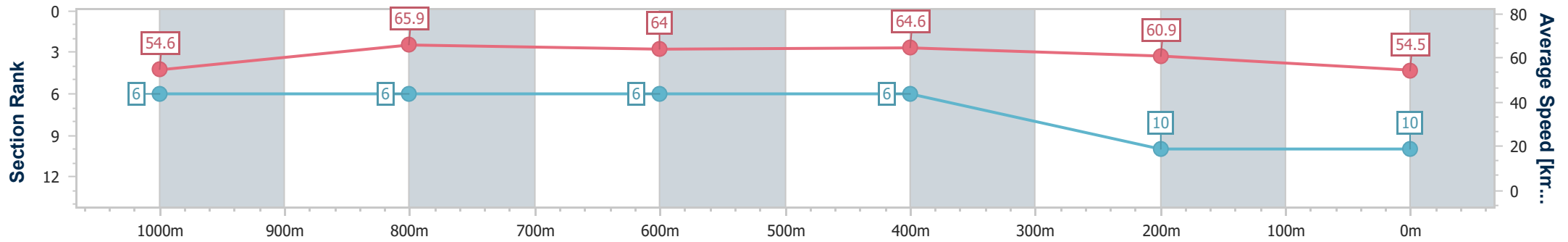
Rockhampton QLD Professional
Race 6: HIGGINS COATINGS BENCHMARK 55 Handicap - 1200m

09 January 2025 - 17:21

Track Rating: Good 4, Weather: Fine, Rail Position: +5m Entire



Section	Overall	1000m	800m	600m	400m	200m
Section Times	1:11.74 [10] (0:13.20)	0:58.54 [6] (0:10.89)	0:47.65 [6] (0:11.45)	0:36.20 [6] (0:11.14)	0:25.06 [6] (0:11.84)	0:13.22 [10] (0:13.22)
Average Speed [km/h]	54.6	65.9	64.0	64.6	60.9	54.5
Top Speed [km/h]	66.7	67.7	65.7	66.1	63.8	58.6
Avg. Dist. to Rail [m]	2.2	0.5	2.2	4.7	5.2	4.7
Avg. Stride Freq. [Hz]	2.4	2.4	2.4	2.4	2.3	2.2
Avg. Stride Length [m]	6.3	7.5	7.4	7.5	7.4	7.0



- [] Ranking at each section and finish
- .-.- No data available at this section
- NA No data available



Horse/Jockey Name	Mil Ciento
Final Rank	11
Fastest Section Time (Section)	0:11.09 (1000m)
Top Speed [km/h] (Section)	67.0 (1000m)
Race State	Finished



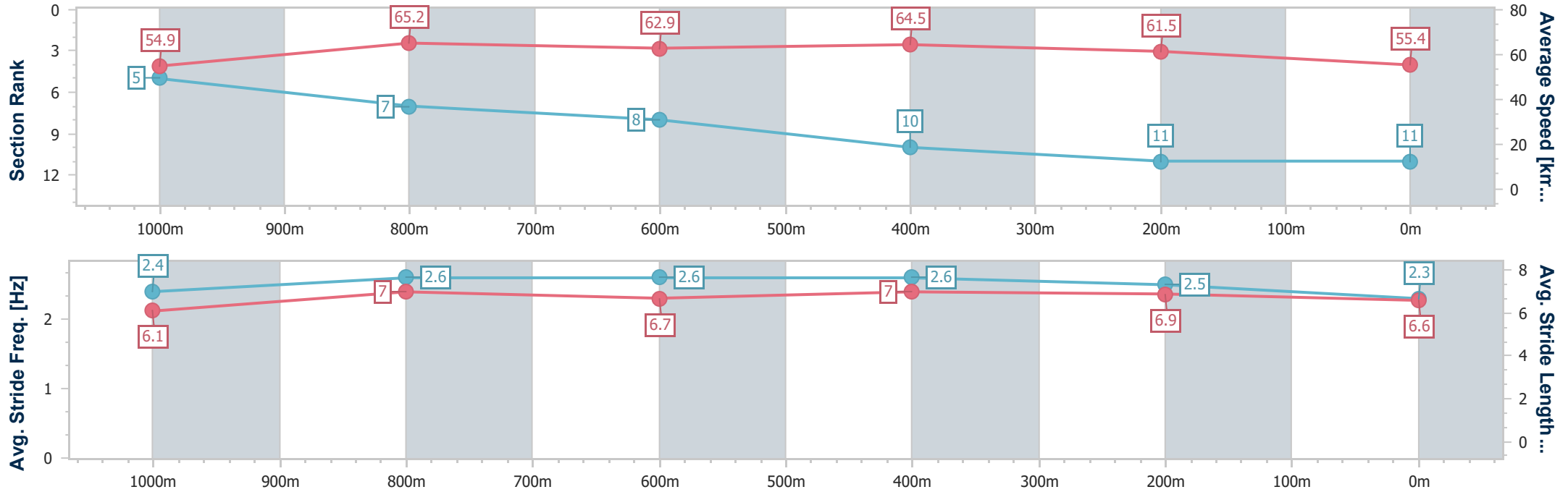
Rockhampton QLD Professional
Race 6: HIGGINS COATINGS BENCHMARK 55 Handicap - 1200m

09 January 2025 - 17:21

Track Rating: Good 4, Weather: Fine, Rail Position: +5m Entire



Section	Overall	1000m	800m	600m	400m	200m
Section Times	1:11.75 [11] (0:13.16)	0:58.59 [5] (0:11.09)	0:47.50 [7] (0:11.59)	0:35.91 [8] (0:11.19)	0:24.72 [10] (0:11.70)	0:13.02 [11] (0:13.02)
Average Speed [km/h]	54.9	65.2	62.9	64.5	61.5	55.4
Top Speed [km/h]	67.0	67.0	64.4	65.5	63.6	59.5
Avg. Dist. to Rail [m]	8.6	0.9	1.8	4.4	5.5	5.1
Avg. Stride Freq. [Hz]	2.4	2.6	2.6	2.6	2.5	2.3
Avg. Stride Length [m]	6.1	7.0	6.7	7.0	6.9	6.6



- [] Ranking at each section and finish
- .-.- No data available at this section
- NA No data available