



Rockhampton QLD Professional

Race 5: STENHOUSE PLUMBING Class 3 Plate - 1050m

09 January 2025 - 16:41



Track Rating: Good 4, Weather: Fine, Rail Position: +5m Entire

Section		Overall										Last 600m	
Field Times		0:59.22 (0:03.92)										0:33.61	
		1000m 0:55.30 (0:10.99)											
		800m 0:44.31 (0:10.70)											
		600m 0:33.61 (0:10.78)											
		400m 0:22.83 (0:10.80)											
		200m 0:12.03 (0:12.03)											
Rank	TAB	Horse/Jockey	Barrier	Top Speed [km/h]	Fastest Section	Overall	1000m	800m	600m	400m	200m	Margin	Distance Travelled [m]
1	7	ALLOUTATIME Nikki Olzard	7	69.0 800m	0:03.92 Overall	0:59.22 [1] (0:03.92)	0:55.30 [1] (0:10.99)	0:44.31 [1] (0:10.70)	0:33.61 [1] (0:10.78)	0:22.83 [1] (0:10.80)	0:12.03 [1] (0:12.03)	0:59.22	0:33.61
2	1	DIDDLEY SQUAT Justin Stanley	8	68.8 400m	0:03.97 Overall	0:59.53 [2] (0:03.97)	0:55.56 [2] (0:11.14)	0:44.42 [3] (0:10.88)	0:33.54 [3] (0:10.70)	0:22.84 [2] (0:10.89)	0:11.95 [2] (0:11.95)	1.81L	0:33.54 +5
3	5	GETTIN' LIPPY Georgina Cartwright	1	67.9 800m	0:04.09 Overall	0:59.86 [3] (0:04.09)	0:55.77 [4] (0:11.18)	0:44.59 [4] (0:10.91)	0:33.68 [4] (0:10.83)	0:22.85 [5] (0:10.99)	0:11.86 [6] (0:11.86)	3.73L	0:33.68 -2
4	9	LOVE MY LOUIS Olivia Kendal	4	67.8 600m	0:04.08 Overall	0:59.87 [4] (0:04.08)	0:55.79 [3] (0:11.37)	0:44.42 [6] (0:10.78)	0:33.64 [5] (0:10.78)	0:22.86 [6] (0:10.98)	0:11.88 [5] (0:11.88)	3.79L	0:33.64 -3
5	10	AMBERINGER Jackson Murphy	6	69.4 600m	0:04.10 Overall	1:00.02 [5] (0:04.10)	0:55.92 [6] (0:11.32)	0:44.60 [5] (0:10.94)	0:33.66 [6] (0:10.57)	0:23.09 [4] (0:11.04)	0:12.05 [4] (0:12.05)	4.67L	0:33.66 +5
6	3	STAR GAMBLE Justin Huxtable	5	68.5 1000m	0:04.17 Overall	1:00.10 [6] (0:04.17)	0:55.93 [8] (0:11.29)	0:44.64 [7] (0:11.08)	0:33.56 [9] (0:10.73)	0:22.83 [8] (0:10.95)	0:11.88 [7] (0:11.88)	5.18L	0:33.56 +4
7	6	CLOCKS TICKING Amy Graham	3	68.5 800m	0:04.09 Overall	1:00.51 [7] (0:04.09)	0:56.42 [5] (0:10.97)	0:45.45 [2] (0:10.85)	0:34.60 [2] (0:10.82)	0:23.78 [3] (0:11.23)	0:12.55 [3] (0:12.55)	7.56L	0:34.60 +0
8	8	IMPACTFULL MISS Liv O'Donnell	9	70.3 800m	0:04.24 Overall	1:00.84 [8] (0:04.24)	0:56.60 [9] (0:11.36)	0:45.24 [9] (0:10.82)	0:34.42 [8] (0:10.63)	0:23.79 [7] (0:11.18)	0:12.61 [8] (0:12.61)	9.54L	0:34.42 +9
9	2	INREADYNESS Warwick Satherley	2	68.6 600m	0:04.15 Overall	1:00.89 [9] (0:04.15)	0:56.74 [7] (0:11.34)	0:45.40 [8] (0:10.90)	0:34.50 [7] (0:10.94)	0:23.56 [9] (0:11.03)	0:12.53 [9] (0:12.53)	9.82L	0:34.50 -3

Scratched: Flying Maple (#4)

[] Ranking at each section and finish
 -:-:- No data available at this section
 NA No data available

SCN Saddle cloth number
 DNF Did not finish
 DNT Did not track



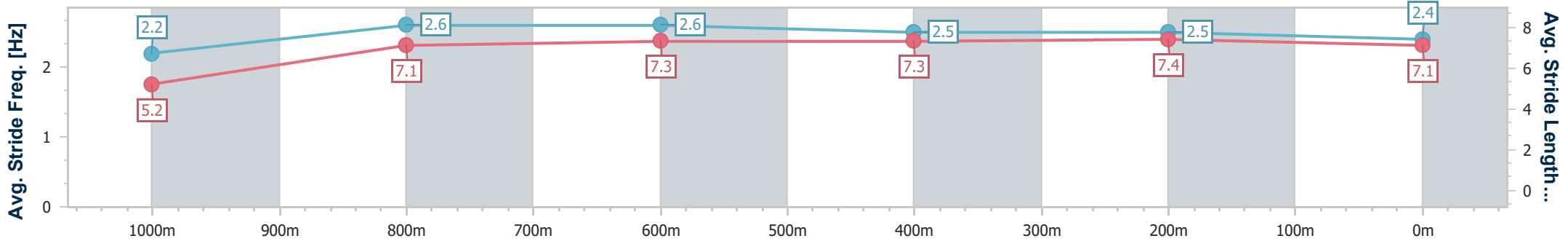
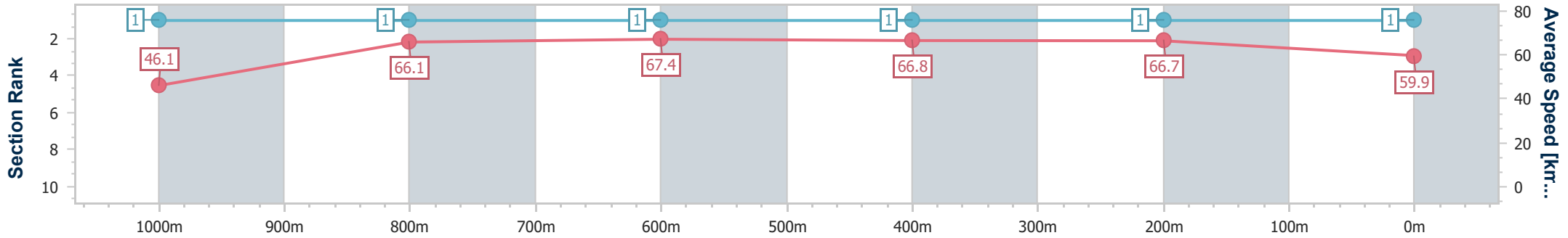
Horse/Jockey Name	Alloutatime
Final Rank	1
Fastest Section Time (Section)	0:03.92 (Overall)
Top Speed [km/h] (Section)	69.0 (800m)
Race State	Finished



Rockhampton QLD Professional
 Race 5: STENHOUSE PLUMBING Class 3 Plate - 1050m
 09 January 2025 - 16:41
 Track Rating: Good 4, Weather: Fine, Rail Position: +5m Entire



Section	Overall	1000m	800m	600m	400m	200m
Section Times	0:59.22 [1] (0:03.92)	0:55.30 [1] (0:10.99)	0:44.31 [1] (0:10.70)	0:33.61 [1] (0:10.78)	0:22.83 [1] (0:10.80)	0:12.03 [1] (0:12.03)
Average Speed [km/h]	46.1	66.1	67.4	66.8	66.7	59.9
Top Speed [km/h]	56.9	68.9	69.0	67.4	67.3	65.0
Avg. Dist. to Rail [m]	7.9	2.3	0.4	2.2	4.2	4.3
Avg. Stride Freq. [Hz]	2.2	2.6	2.6	2.5	2.5	2.4
Avg. Stride Length [m]	5.2	7.1	7.3	7.3	7.4	7.1



- [] Ranking at each section and finish
- .-.- No data available at this section
- NA No data available



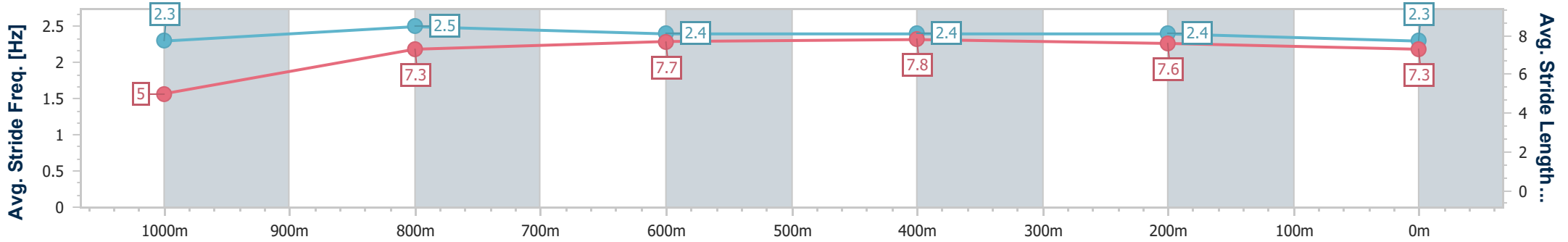
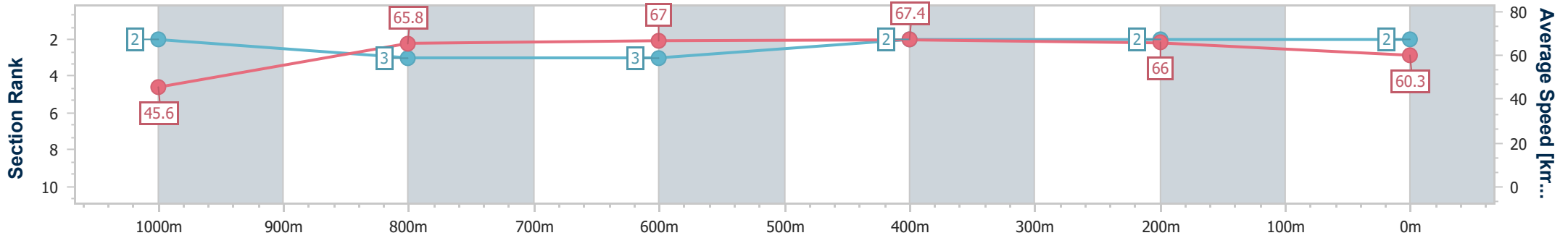
Horse/Jockey Name	Diddley Squat
Final Rank	2
Fastest Section Time (Section)	0:03.97 (Overall)
Top Speed [km/h] (Section)	68.8 (400m)
Race State	Finished



Rockhampton QLD Professional
 Race 5: STENHOUSE PLUMBING Class 3 Plate - 1050m
 09 January 2025 - 16:41
 Track Rating: Good 4, Weather: Fine, Rail Position: +5m Entire



Section	Overall	1000m	800m	600m	400m	200m
Section Times	0:59.53 [2] (0:03.97)	0:55.56 [2] (0:11.14)	0:44.42 [3] (0:10.88)	0:33.54 [3] (0:10.70)	0:22.84 [2] (0:10.89)	0:11.95 [2] (0:11.95)
Average Speed [km/h]	45.6	65.8	67.0	67.4	66.0	60.3
Top Speed [km/h]	57.6	68.5	68.6	68.8	68.8	63.3
Avg. Dist. to Rail [m]	9.9	3.9	1.6	3.0	4.0	4.9
Avg. Stride Freq. [Hz]	2.3	2.5	2.4	2.4	2.4	2.3
Avg. Stride Length [m]	5.0	7.3	7.7	7.8	7.6	7.3



- [] Ranking at each section and finish
- .-.- No data available at this section
- NA No data available



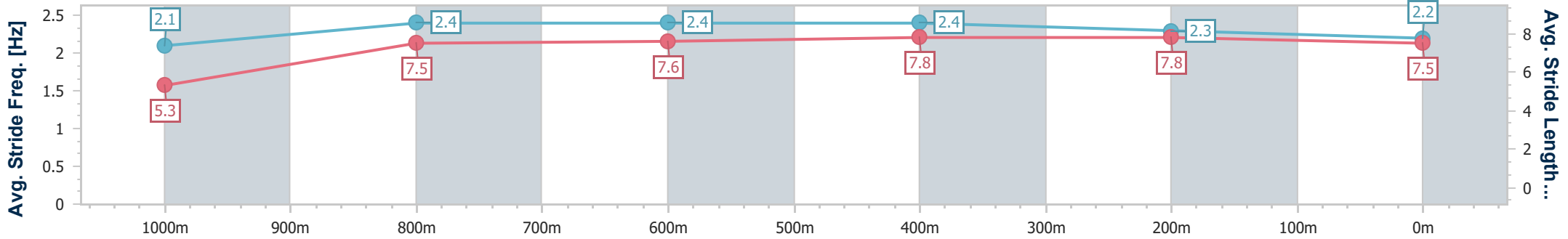
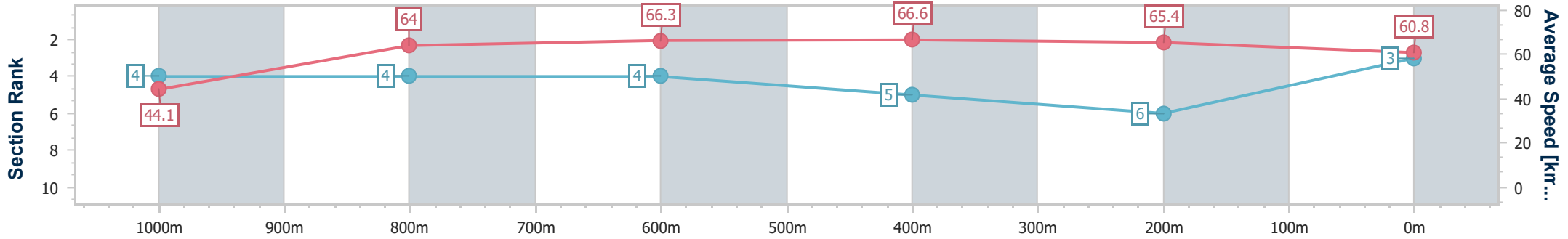
Horse/Jockey Name	Gettin' Lippy
Final Rank	3
Fastest Section Time (Section)	0:04.09 (Overall)
Top Speed [km/h] (Section)	67.9 (800m)
Race State	Finished



Rockhampton QLD Professional
 Race 5: STENHOUSE PLUMBING Class 3 Plate - 1050m
 09 January 2025 - 16:41
 Track Rating: Good 4, Weather: Fine, Rail Position: +5m Entire



Section	Overall	1000m	800m	600m	400m	200m
Section Times	0:59.86 [3] (0:04.09)	0:55.77 [4] (0:11.18)	0:44.59 [4] (0:10.91)	0:33.68 [4] (0:10.83)	0:22.85 [5] (0:10.99)	0:11.86 [6] (0:11.86)
Average Speed [km/h]	44.1	64.0	66.3	66.6	65.4	60.8
Top Speed [km/h]	57.0	67.1	67.9	67.7	67.4	63.8
Avg. Dist. to Rail [m]	2.4	0.9	1.0	1.7	3.0	3.5
Avg. Stride Freq. [Hz]	2.1	2.4	2.4	2.4	2.3	2.2
Avg. Stride Length [m]	5.3	7.5	7.6	7.8	7.8	7.5



- [] Ranking at each section and finish
- .-.- No data available at this section
- NA No data available



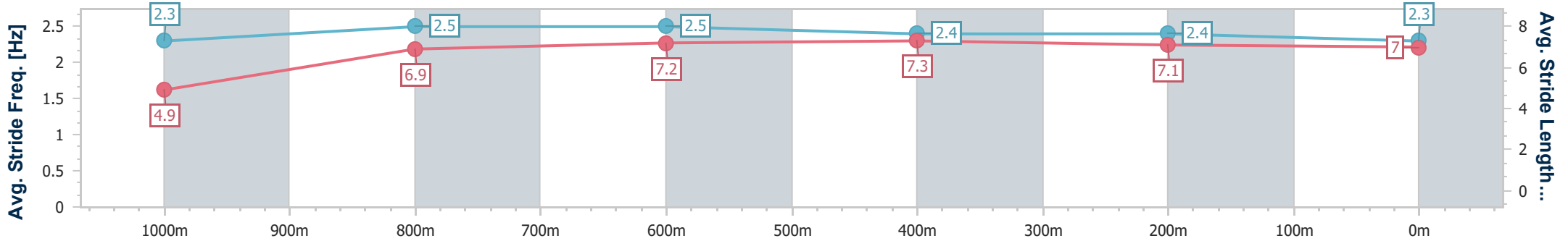
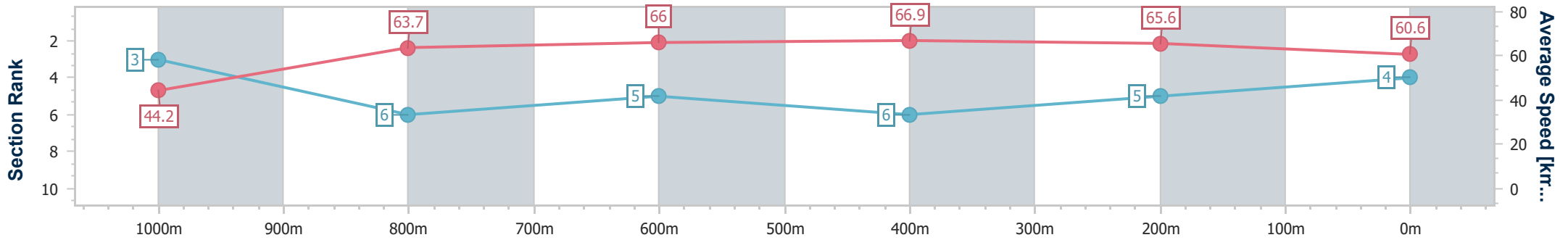
Horse/Jockey Name	Love My Louis
Final Rank	4
Fastest Section Time (Section)	0:04.08 (Overall)
Top Speed [km/h] (Section)	67.8 (600m)
Race State	Finished



Rockhampton QLD Professional
 Race 5: STENHOUSE PLUMBING Class 3 Plate - 1050m
 09 January 2025 - 16:41
 Track Rating: Good 4, Weather: Fine, Rail Position: +5m Entire



Section	Overall	1000m	800m	600m	400m	200m
Section Times	0:59.87 [4] (0:04.08)	0:55.79 [3] (0:11.37)	0:44.42 [6] (0:10.78)	0:33.64 [5] (0:10.78)	0:22.86 [6] (0:10.98)	0:11.88 [5] (0:11.88)
Average Speed [km/h]	44.2	63.7	66.0	66.9	65.6	60.6
Top Speed [km/h]	55.7	66.1	67.3	67.8	67.3	63.2
Avg. Dist. to Rail [m]	5.8	1.7	1.2	0.5	0.9	2.1
Avg. Stride Freq. [Hz]	2.3	2.5	2.5	2.4	2.4	2.3
Avg. Stride Length [m]	4.9	6.9	7.2	7.3	7.1	7.0



- [] Ranking at each section and finish
- .-.- No data available at this section
- NA No data available



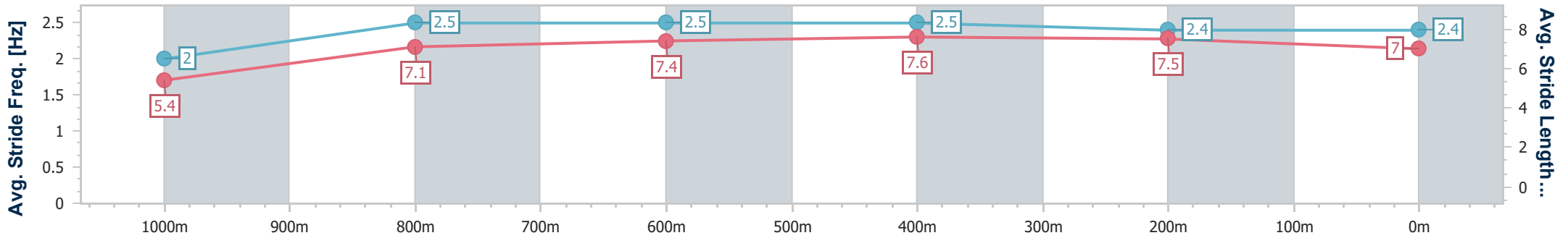
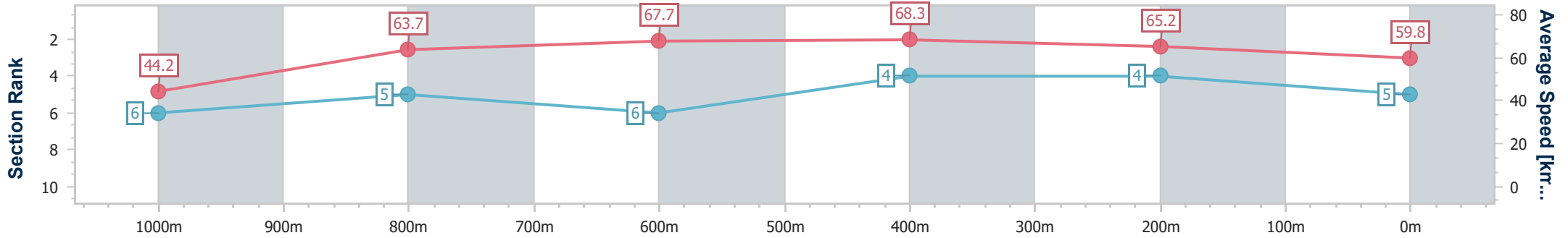
Horse/Jockey Name	Amberinger
Final Rank	5
Fastest Section Time (Section)	0:04.10 (Overall)
Top Speed [km/h] (Section)	69.4 (600m)
Race State	Finished



Rockhampton QLD Professional
 Race 5: STENHOUSE PLUMBING Class 3 Plate - 1050m
 09 January 2025 - 16:41
 Track Rating: Good 4, Weather: Fine, Rail Position: +5m Entire



Section	Overall	1000m	800m	600m	400m	200m
Section Times	1:00.02 [5] (0:04.10)	0:55.92 [6] (0:11.32)	0:44.60 [5] (0:10.94)	0:33.66 [6] (0:10.57)	0:23.09 [4] (0:11.04)	0:12.05 [4] (0:12.05)
Average Speed [km/h]	44.2	63.7	67.7	68.3	65.2	59.8
Top Speed [km/h]	56.2	67.5	69.0	69.4	67.7	62.3
Avg. Dist. to Rail [m]	6.0	1.0	3.4	4.6	6.5	7.3
Avg. Stride Freq. [Hz]	2.0	2.5	2.5	2.5	2.4	2.4
Avg. Stride Length [m]	5.4	7.1	7.4	7.6	7.5	7.0



- [] Ranking at each section and finish
- .-.- No data available at this section
- NA No data available



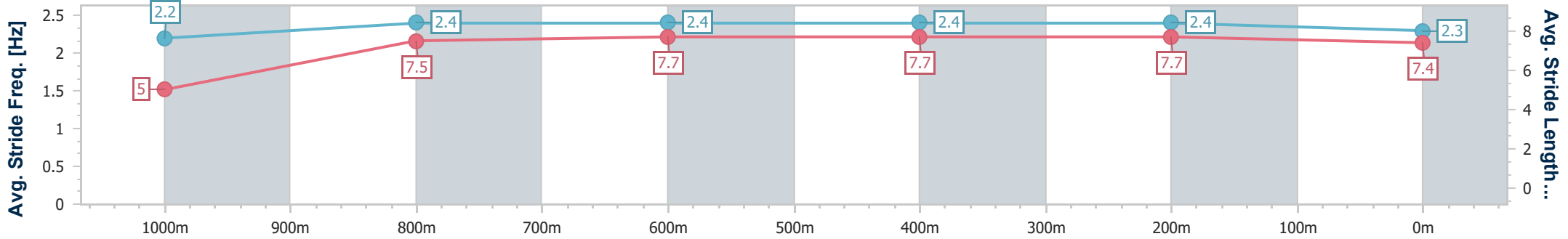
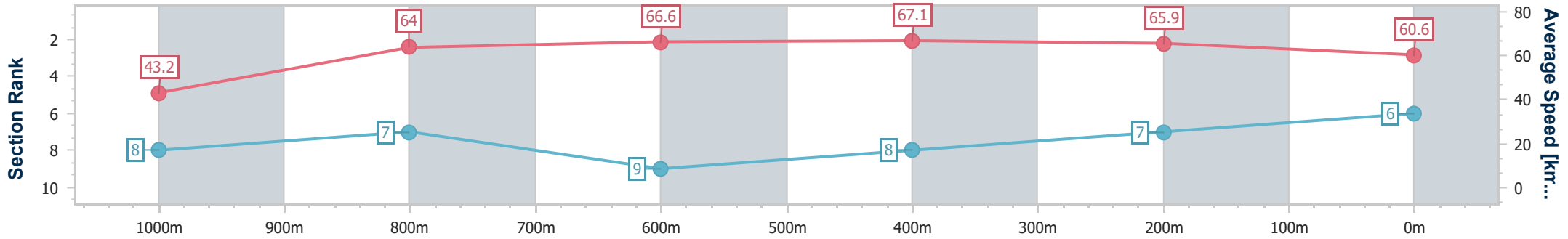
Horse/Jockey Name	Star Gamble
Final Rank	6
Fastest Section Time (Section)	0:04.17 (Overall)
Top Speed [km/h] (Section)	68.5 (1000m)
Race State	Finished



Rockhampton QLD Professional
 Race 5: STENHOUSE PLUMBING Class 3 Plate - 1050m
 09 January 2025 - 16:41
 Track Rating: Good 4, Weather: Fine, Rail Position: +5m Entire



Section	Overall	1000m	800m	600m	400m	200m
Section Times	1:00.10 [6] (0:04.17)	0:55.93 [8] (0:11.29)	0:44.64 [7] (0:11.08)	0:33.56 [9] (0:10.73)	0:22.83 [8] (0:10.95)	0:11.88 [7]
Average Speed [km/h]	43.2	64.0	66.6	67.1	65.9	60.6
Top Speed [km/h]	55.0	68.5	68.0	68.4	67.7	64.3
Avg. Dist. to Rail [m]	6.1	1.2	3.1	4.0	5.1	4.6
Avg. Stride Freq. [Hz]	2.2	2.4	2.4	2.4	2.4	2.3
Avg. Stride Length [m]	5.0	7.5	7.7	7.7	7.7	7.4



- [] Ranking at each section and finish
- .-.- No data available at this section
- NA No data available



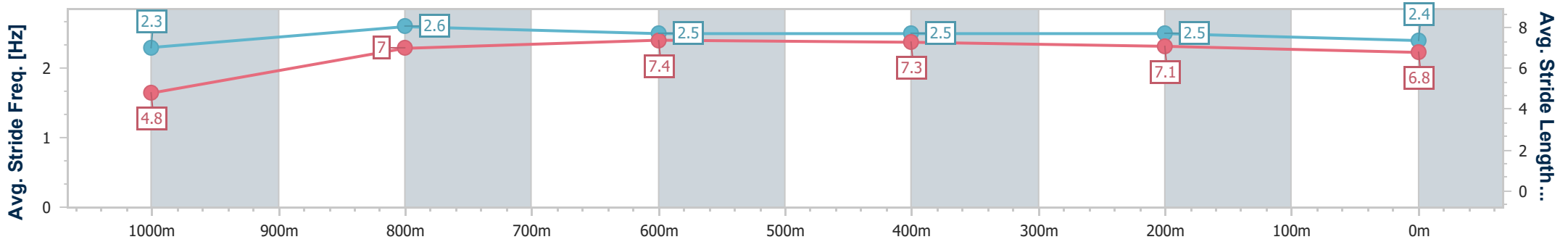
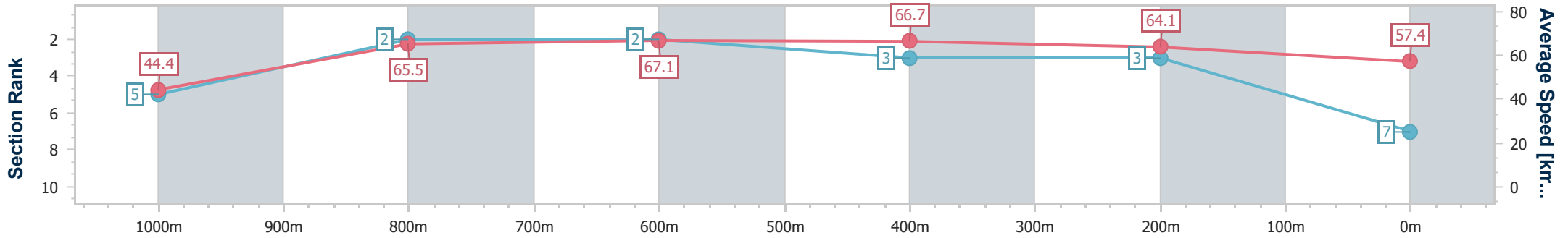
Horse/Jockey Name	Clocks Ticking
Final Rank	7
Fastest Section Time (Section)	0:04.09 (Overall)
Top Speed [km/h] (Section)	68.5 (800m)
Race State	Finished



Rockhampton QLD Professional
 Race 5: STENHOUSE PLUMBING Class 3 Plate - 1050m
 09 January 2025 - 16:41
 Track Rating: Good 4, Weather: Fine, Rail Position: +5m Entire



Section	Overall	1000m	800m	600m	400m	200m
Section Times	1:00.51 [7] (0:04.09)	0:56.42 [5] (0:10.97)	0:45.45 [2] (0:10.85)	0:34.60 [2] (0:10.82)	0:23.78 [3] (0:11.23)	0:12.55 [3] (0:12.55)
Average Speed [km/h]	44.4	65.5	67.1	66.7	64.1	57.4
Top Speed [km/h]	58.3	67.2	68.5	67.2	66.8	61.1
Avg. Dist. to Rail [m]	4.5	0.9	1.5	1.8	0.4	1.8
Avg. Stride Freq. [Hz]	2.3	2.6	2.5	2.5	2.5	2.4
Avg. Stride Length [m]	4.8	7.0	7.4	7.3	7.1	6.8



- [] Ranking at each section and finish
- .-.- No data available at this section
- NA No data available



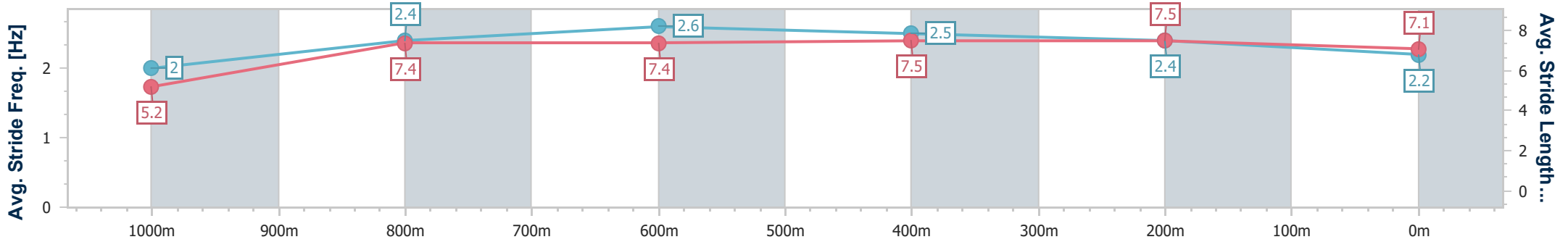
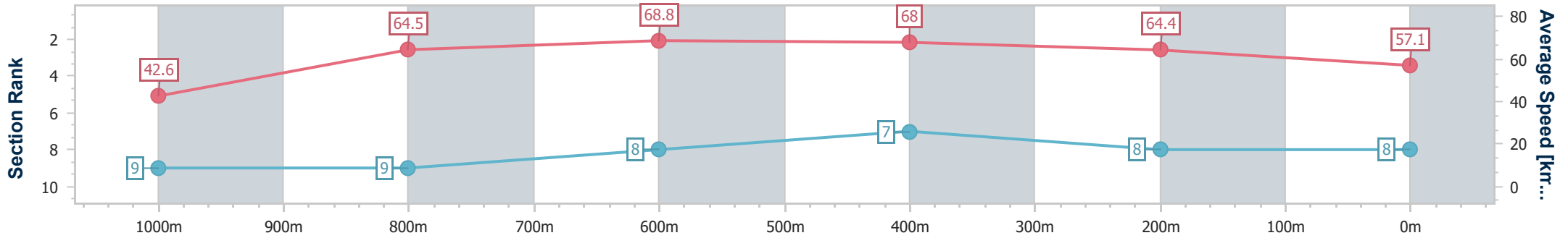
Horse/Jockey Name	Impactfull Miss
Final Rank	8
Fastest Section Time (Section)	0:04.24 (Overall)
Top Speed [km/h] (Section)	70.3 (800m)
Race State	Finished



Rockhampton QLD Professional
 Race 5: STENHOUSE PLUMBING Class 3 Plate - 1050m
 09 January 2025 - 16:41
 Track Rating: Good 4, Weather: Fine, Rail Position: +5m Entire



Section	Overall	1000m	800m	600m	400m	200m
Section Times	1:00.84 [8] (0:04.24)	0:56.60 [9] (0:11.36)	0:45.24 [9] (0:10.82)	0:34.42 [8] (0:10.63)	0:23.79 [7] (0:11.18)	0:12.61 [8] (0:12.61)
Average Speed [km/h]	42.6	64.5	68.8	68.0	64.4	57.1
Top Speed [km/h]	56.4	67.6	70.3	68.6	67.5	61.4
Avg. Dist. to Rail [m]	10.4	3.8	4.2	5.7	6.6	6.8
Avg. Stride Freq. [Hz]	2.0	2.4	2.6	2.5	2.4	2.2
Avg. Stride Length [m]	5.2	7.4	7.4	7.5	7.5	7.1



- [] Ranking at each section and finish
- .-.- No data available at this section
- NA No data available



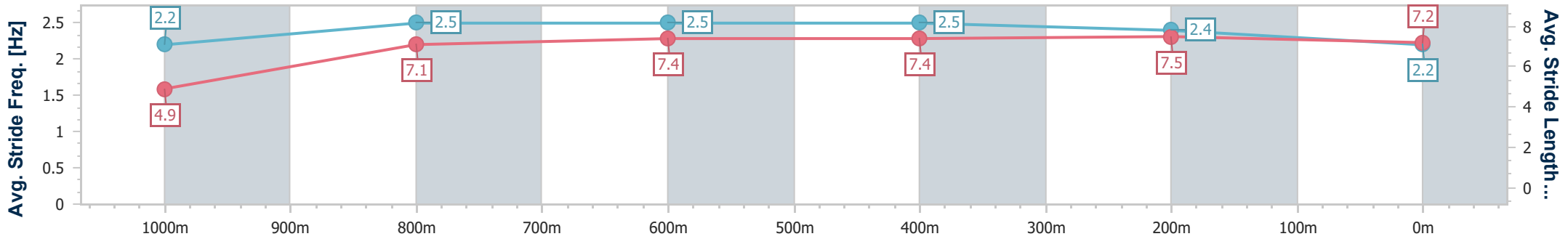
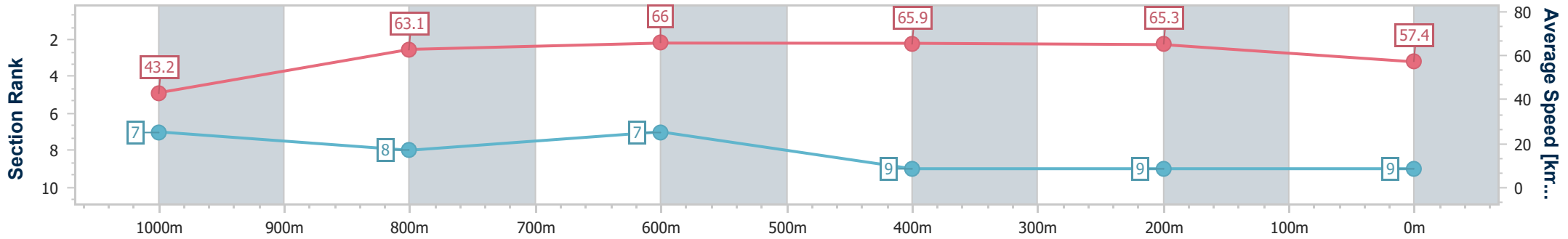
Horse/Jockey Name	Inreadyness
Final Rank	9
Fastest Section Time (Section)	0:04.15 (Overall)
Top Speed [km/h] (Section)	68.6 (600m)
Race State	Finished



Rockhampton QLD Professional
 Race 5: STENHOUSE PLUMBING Class 3 Plate - 1050m
 09 January 2025 - 16:41
 Track Rating: Good 4, Weather: Fine, Rail Position: +5m Entire



Section	Overall	1000m	800m	600m	400m	200m
Section Times	1:00.89 [9] (0:04.15)	0:56.74 [7] (0:11.34)	0:45.40 [8] (0:10.90)	0:34.50 [7] (0:10.94)	0:23.56 [9] (0:11.03)	0:12.53 [9] (0:12.53)
Average Speed [km/h]	43.2	63.1	66.0	65.9	65.3	57.4
Top Speed [km/h]	55.6	66.3	66.5	68.6	67.5	64.1
Avg. Dist. to Rail [m]	3.5	1.2	0.8	1.2	2.2	2.0
Avg. Stride Freq. [Hz]	2.2	2.5	2.5	2.5	2.4	2.2
Avg. Stride Length [m]	4.9	7.1	7.4	7.4	7.5	7.2



- [] Ranking at each section and finish
- .-.- No data available at this section
- NA No data available