



Rockhampton QLD Professional

Race 4: DYNAMIC ELECTRICAL AND REFRIGERATION BENCHMARK 60

Handicap - 1400m

09 January 2025 - 16:04



Track Rating: Good 4, Weather: Fine, Rail Position: +5m Entire

Section		Overall	1200m	1000m	800m	600m	400m	Last 600m				
Field Times		1:22.39 (0:13.33)	1:09.06 (0:11.17)	0:57.89 (0:11.12)	0:46.77 (0:11.50)	0:35.27 (0:11.27)	0:24.00 (0:11.51)	0:35.27				
Rank	TAB Horse/Jockey	Barrier	Top Speed [km/h]	Fastest Section	Distance Travelled [m]							
1	7 THE LAST SAGA Jackson Murphy	7	65.3 600m	0:11.14 1200m	1:22.39 [1] (0:13.36)	1:09.03 [2] (0:11.14)	0:57.89 [2] (0:11.34)	0:46.55 [3] (0:11.79)	0:34.76 [3] (0:11.19)	0:23.57 [3] (0:11.31)	0:34.76	
2	2 DECIDUOUS Liv O'Donnell	4	66.6 1200m	0:10.87 1200m	1:22.48 [2] (0:13.63)	1:08.85 [4] (0:10.87)	0:57.98 [1] (0:11.27)	0:46.71 [2] (0:11.54)	0:35.17 [2] (0:11.14)	0:24.03 [2] (0:11.47)	0:35.17	+0
3	9 IMAGINE THAT Tasha Chambers	6	65.9 1000m	0:11.08 1000m	1:22.50 [3] (0:13.33)	1:09.17 [1] (0:11.21)	0:57.96 [3] (0:11.08)	0:46.88 [1] (0:11.50)	0:35.38 [1] (0:11.27)	0:24.11 [1] (0:11.51)	0:35.38	-4
4	1 NONDISCLOSURE Ryan Wiggins	2	65.6 400m	0:11.19 1200m	1:22.54 [4] (0:13.84)	1:08.70 [7] (0:11.19)	0:57.51 [7] (0:11.34)	0:46.17 [7] (0:11.56)	0:34.61 [6] (0:11.24)	0:23.37 [6] (0:11.22)	0:34.61	-1
5	5 MONEY MAN Nikki Olzard	5	66.0 1200m	0:11.10 1200m	1:22.63 [5] (0:13.66)	1:08.97 [6] (0:11.10)	0:57.87 [5] (0:11.34)	0:46.53 [5] (0:11.65)	0:34.88 [5] (0:11.18)	0:23.70 [5] (0:11.45)	0:34.88	+4
6	10 THE HAIRDRESSER Justin Stanley	1	65.3 1200m	0:11.16 1200m	1:22.70 [6] (0:13.56)	1:09.14 [3] (0:11.16)	0:57.98 [4] (0:11.33)	0:46.65 [4] (0:11.63)	0:35.02 [4] (0:11.24)	0:23.78 [4] (0:11.44)	0:35.02	-7
7	4 CAVENTE Warwick Satherley	9	65.6 600m	0:11.17 600m	1:22.78 [7] (0:13.88)	1:08.90 [8] (0:11.21)	0:57.69 [8] (0:11.43)	0:46.26 [8] (0:11.62)	0:34.64 [8] (0:11.17)	0:23.47 [8] (0:11.37)	0:34.64	+4
8	3 YOSEMITE FALLS Justin Huxtable	3	65.8 1200m	0:11.14 1200m	1:23.02 [8] (0:13.65)	1:09.37 [5] (0:11.14)	0:58.23 [6] (0:11.40)	0:46.83 [6] (0:11.80)	0:35.03 [7] (0:11.31)	0:23.72 [7] (0:11.53)	0:35.03	+1
9	11 BIKER Amy Graham	8	65.9 1200m	0:11.10 1200m	1:23.10 [9] (0:14.35)	1:08.75 [10] (0:11.10)	0:57.65 [10] (0:11.30)	0:46.35 [10] (0:11.54)	0:34.81 [9] (0:11.25)	0:23.56 [9] (0:11.46)	0:34.81	-2
10	8 WHATJEUDOIN' McKenzie Apel	10	65.6 1200m	0:11.20 1200m	1:23.44 [10] (0:14.24)	1:09.20 [9] (0:11.20)	0:58.00 [9] (0:11.28)	0:46.72 [9] (0:11.66)	0:35.06 [10] (0:11.34)	0:23.72 [10] (0:11.52)	0:35.06	+2

Scratched: Sundara (#6)



Rockhampton QLD Professional

Race 4: DYNAMIC ELECTRICAL AND REFRIGERATION BENCHMARK 60

Handicap - 1400m

09 January 2025 - 16:04



Track Rating: Good 4, Weather: Fine, Rail Position: +5m Entire

Section				200m				Last 600m	
Field Times				0:12.49 (0:12.49)				0:35.27	
Rank	TAB	Horse/Jockey	Barrier	Top Speed [km/h]	Fastest Section	Margin			Distance Travelled [m]
1	7	THE LAST SAGA Jackson Murphy	7	65.3 600m	0:11.14 1200m	0:12.26 [3] (0:12.26)	1:22.39		0:34.76
2	2	DECIDUOUS Liv O'Donnell	4	66.6 1200m	0:10.87 1200m	0:12.56 [2] (0:12.56)	0.54L		0:35.17 +0
3	9	IMAGINE THAT Tasha Chambers	6	65.9 1000m	0:11.08 1000m	0:12.60 [1] (0:12.60)	0.62L		0:35.38 -4
4	1	NONDISCLOSURE Ryan Wiggins	2	65.6 400m	0:11.19 1200m	0:12.15 [6] (0:12.15)	0.86L		0:34.61 -1
5	5	MONEY MAN Nikki Olzard	5	66.0 1200m	0:11.10 1200m	0:12.25 [5] (0:12.25)	1.41L		0:34.88 +4
6	10	THE HAIRDRESSER Justin Stanley	1	65.3 1200m	0:11.16 1200m	0:12.34 [4] (0:12.34)	1.82L		0:35.02 -7
7	4	CAVENTE Warwick Satherley	9	65.6 600m	0:11.17 600m	0:12.10 [7] (0:12.10)	2.27L		0:34.64 +4
8	3	YOSEMITE FALLS Justin Huxtable	3	65.8 1200m	0:11.14 1200m	0:12.19 [8] (0:12.19)	3.68L		0:35.03 +1
9	11	BIKER Amy Graham	8	65.9 1200m	0:11.10 1200m	0:12.10 [9] (0:12.10)	4.14L		0:34.81 -2
10	8	WHATJEUDOIN' McKenzie Apel	10	65.6 1200m	0:11.20 1200m	0:12.20 [10] (0:12.20)	6.18L		0:35.06 +2

Scratched: Sundara (#6)

[] Ranking at each section and finish
 -:-:- No data available at this section
 NA No data available

SCN Saddle cloth number
 DNF Did not finish
 DNT Did not track



Horse/Jockey Name	The Last Saga
Final Rank	1
Fastest Section Time (Section)	0:11.14 (1200m)
Top Speed [km/h] (Section)	65.3 (600m)
Race State	Finished



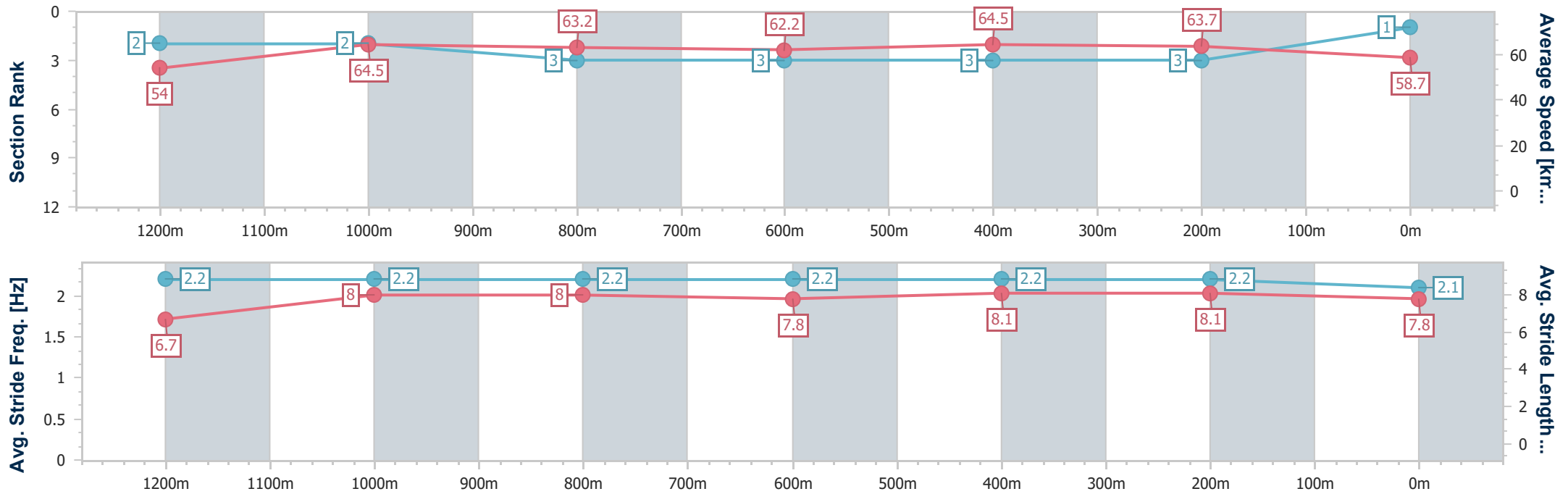
Rockhampton QLD Professional
Race 4: DYNAMIC ELECTRICAL AND REFRIGERATION
BENCHMARK 60 Handicap - 1400m

09 January 2025 - 16:04



Track Rating: Good 4, Weather: Fine, Rail Position: +5m Entire

Section	Overall	1200m	1000m	800m	600m	400m	200m
Section Times	1:22.39 [1] (0:13.36)	1:09.03 [2] (0:11.14)	0:57.89 [2] (0:11.34)	0:46.55 [3] (0:11.79)	0:34.76 [3] (0:11.19)	0:23.57 [3] (0:11.31)	0:12.26 [3] (0:12.26)
Average Speed [km/h]	54.0	64.5	63.2	62.2	64.5	63.7	58.7
Top Speed [km/h]	64.0	65.2	64.3	63.1	65.3	65.3	61.7
Avg. Dist. to Rail [m]	3.5	1.3	1.1	2.5	3.7	5.3	6.5
Avg. Stride Freq. [Hz]	2.2	2.2	2.2	2.2	2.2	2.2	2.1
Avg. Stride Length [m]	6.7	8.0	8.0	7.8	8.1	8.1	7.8



- [] Ranking at each section and finish
- .-.- No data available at this section
- NA No data available



Horse/Jockey Name	Deciduous
Final Rank	2
Fastest Section Time (Section)	0:10.87 (1200m)
Top Speed [km/h] (Section)	66.6 (1200m)
Race State	Finished



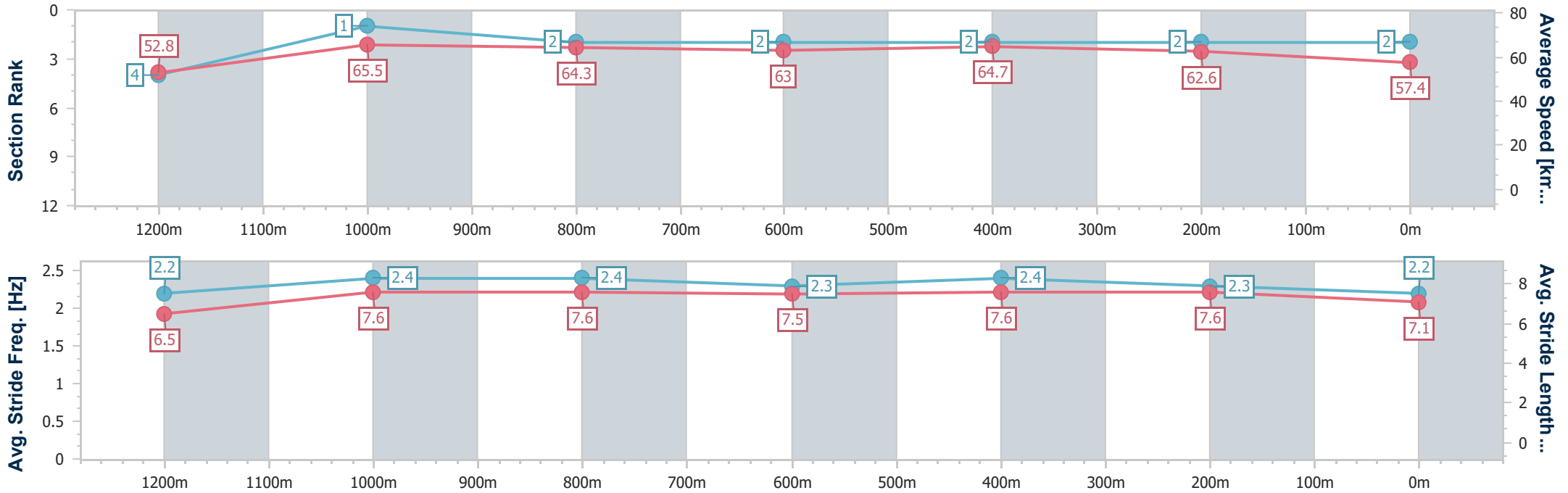
Rockhampton QLD Professional
Race 4: DYNAMIC ELECTRICAL AND REFRIGERATION
BENCHMARK 60 Handicap - 1400m

09 January 2025 - 16:04



Track Rating: Good 4, Weather: Fine, Rail Position: +5m Entire

Section	Overall	1200m	1000m	800m	600m	400m	200m
Section Times	1:22.48 [2] (0:13.63)	1:08.85 [4] (0:10.87)	0:57.98 [1] (0:11.27)	0:46.71 [2] (0:11.54)	0:35.17 [2] (0:11.14)	0:24.03 [2] (0:11.47)	0:12.56 [2] (0:12.56)
Average Speed [km/h]	52.8	65.5	64.3	63.0	64.7	62.6	57.4
Top Speed [km/h]	63.7	66.6	66.2	64.3	65.5	65.3	60.7
Avg. Dist. to Rail [m]	2.4	1.3	1.2	1.2	1.5	2.9	3.9
Avg. Stride Freq. [Hz]	2.2	2.4	2.4	2.3	2.4	2.3	2.2
Avg. Stride Length [m]	6.5	7.6	7.6	7.5	7.6	7.6	7.1



- [] Ranking at each section and finish
- .-.- No data available at this section
- NA No data available



Horse/Jockey Name	Imagine That
Final Rank	3
Fastest Section Time (Section)	0:11.08 (1000m)
Top Speed [km/h] (Section)	65.9 (1000m)
Race State	Finished



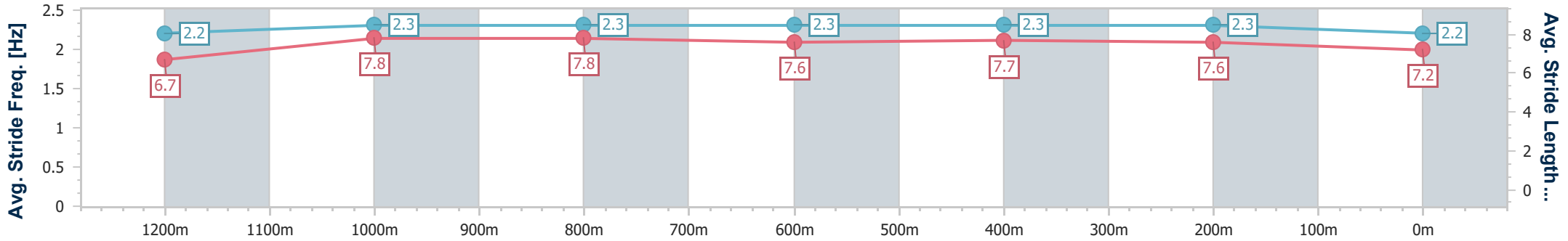
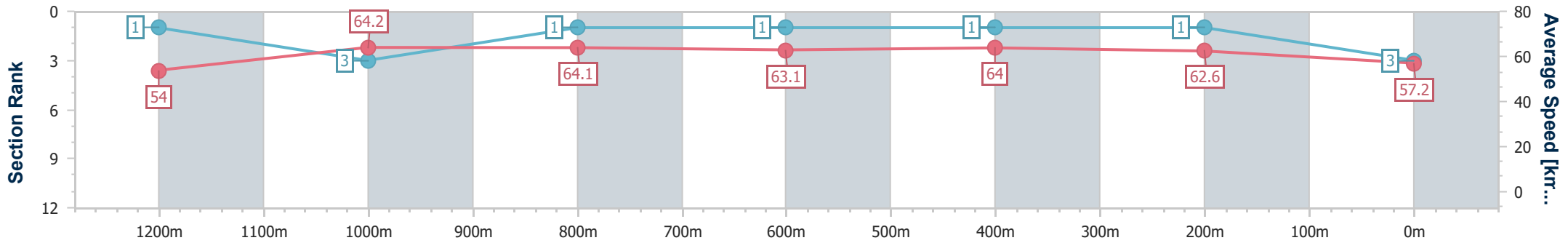
Rockhampton QLD Professional
 Race 4: DYNAMIC ELECTRICAL AND REFRIGERATION
 BENCHMARK 60 Handicap - 1400m

09 January 2025 - 16:04

Track Rating: Good 4, Weather: Fine, Rail Position: +5m Entire



Section	Overall	1200m	1000m	800m	600m	400m	200m
Section Times	1:22.50 [3] (0:13.33)	1:09.17 [1] (0:11.21)	0:57.96 [3] (0:11.08)	0:46.88 [1] (0:11.50)	0:35.38 [1] (0:11.27)	0:24.11 [1] (0:11.51)	0:12.60 [1] (0:12.60)
Average Speed [km/h]	54.0	64.2	64.1	63.1	64.0	62.6	57.2
Top Speed [km/h]	63.9	65.4	65.9	63.9	65.5	65.0	60.1
Avg. Dist. to Rail [m]	3.3	1.8	2.0	1.1	3.2	3.4	3.7
Avg. Stride Freq. [Hz]	2.2	2.3	2.3	2.3	2.3	2.3	2.2
Avg. Stride Length [m]	6.7	7.8	7.8	7.6	7.7	7.6	7.2



- [] Ranking at each section and finish
- .-.- No data available at this section
- NA No data available



Horse/Jockey Name	Nondisclosure
Final Rank	4
Fastest Section Time (Section)	0:11.19 (1200m)
Top Speed [km/h] (Section)	65.6 (400m)
Race State	Finished



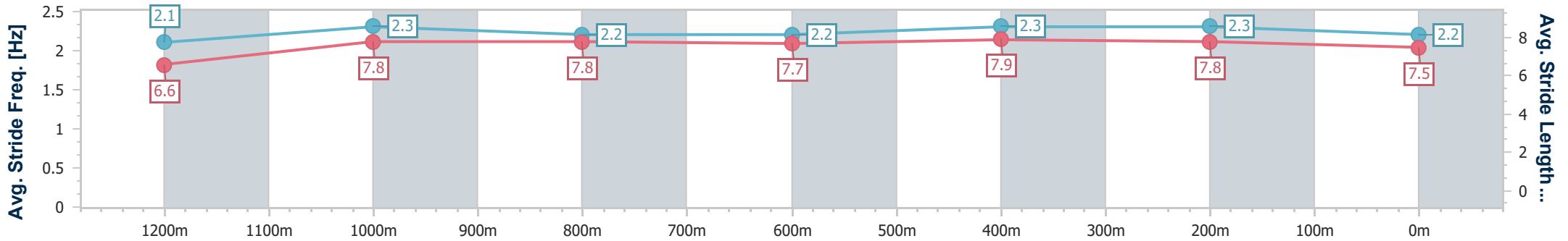
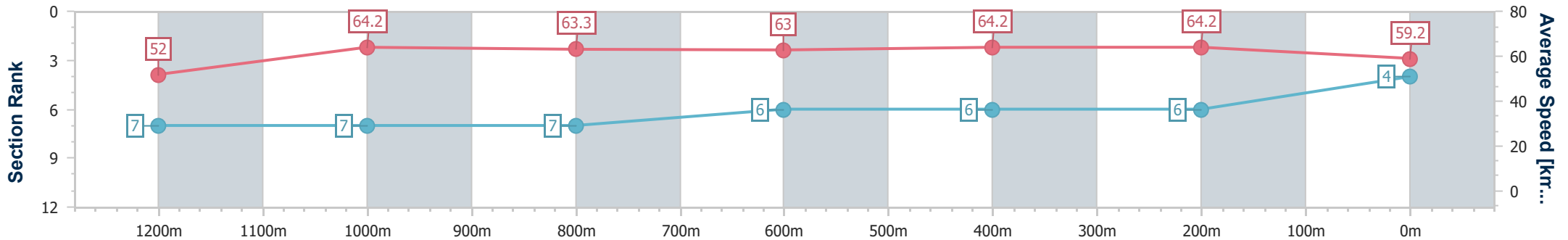
Rockhampton QLD Professional
Race 4: DYNAMIC ELECTRICAL AND REFRIGERATION
BENCHMARK 60 Handicap - 1400m

09 January 2025 - 16:04



Track Rating: Good 4, Weather: Fine, Rail Position: +5m Entire

Section	Overall	1200m	1000m	800m	600m	400m	200m
Section Times	1:22.54 [4] (0:13.84)	1:08.70 [7] (0:11.19)	0:57.51 [7] (0:11.34)	0:46.17 [7] (0:11.56)	0:34.61 [6] (0:11.24)	0:23.37 [6] (0:11.22)	0:12.15 [6] (0:12.15)
Average Speed [km/h]	52.0	64.2	63.3	63.0	64.2	64.2	59.2
Top Speed [km/h]	62.9	64.9	64.4	64.6	64.9	65.6	62.5
Avg. Dist. to Rail [m]	1.8	1.1	0.7	1.5	3.1	3.7	3.9
Avg. Stride Freq. [Hz]	2.1	2.3	2.2	2.2	2.3	2.3	2.2
Avg. Stride Length [m]	6.6	7.8	7.8	7.7	7.9	7.8	7.5



- [] Ranking at each section and finish
- .-.- No data available at this section
- NA No data available



Horse/Jockey Name	Money Man
Final Rank	5
Fastest Section Time (Section)	0:11.10 (1200m)
Top Speed [km/h] (Section)	66.0 (1200m)
Race State	Finished



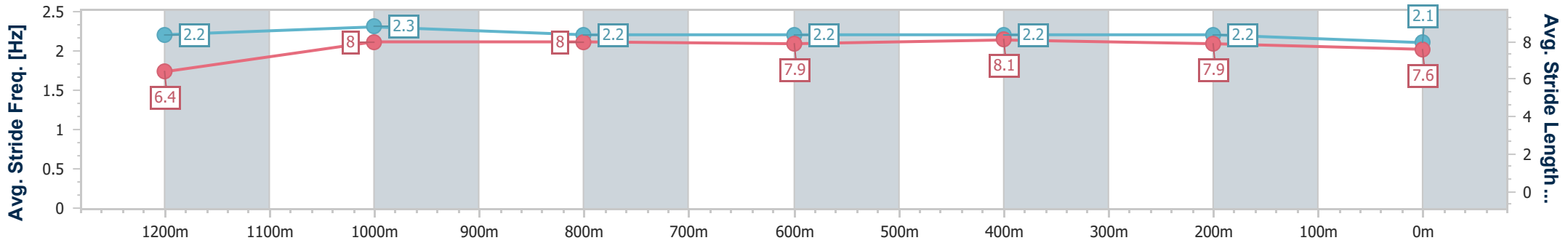
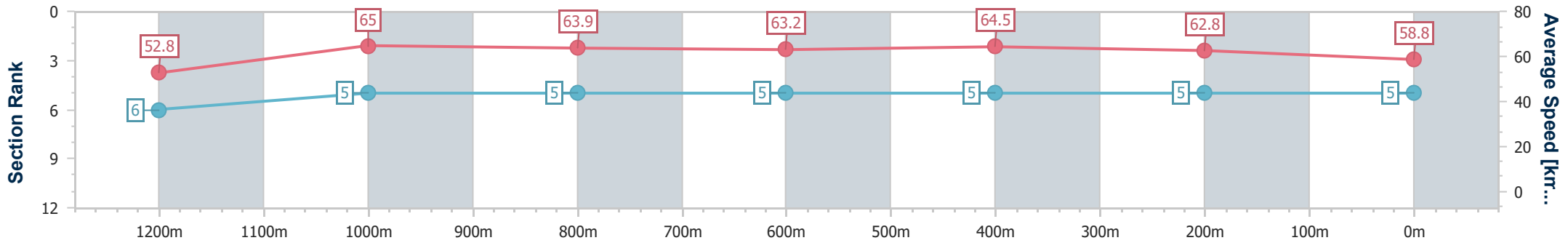
Rockhampton QLD Professional
 Race 4: DYNAMIC ELECTRICAL AND REFRIGERATION
 BENCHMARK 60 Handicap - 1400m

09 January 2025 - 16:04



Track Rating: Good 4, Weather: Fine, Rail Position: +5m Entire

Section	Overall	1200m	1000m	800m	600m	400m	200m
Section Times	1:22.63 [5] (0:13.66)	1:08.97 [6] (0:11.10)	0:57.87 [5] (0:11.34)	0:46.53 [5] (0:11.65)	0:34.88 [5] (0:11.18)	0:23.70 [5] (0:11.45)	0:12.25 [5] (0:12.25)
Average Speed [km/h]	52.8	65.0	63.9	63.2	64.5	62.8	58.8
Top Speed [km/h]	63.7	66.0	65.4	64.0	65.5	65.1	61.4
Avg. Dist. to Rail [m]	3.1	0.9	1.0	2.7	4.3	5.7	6.8
Avg. Stride Freq. [Hz]	2.2	2.3	2.2	2.2	2.2	2.2	2.1
Avg. Stride Length [m]	6.4	8.0	8.0	7.9	8.1	7.9	7.6



- [] Ranking at each section and finish
- .-.- No data available at this section
- NA No data available



Horse/Jockey Name	The Hairdresser
Final Rank	6
Fastest Section Time (Section)	0:11.16 (1200m)
Top Speed [km/h] (Section)	65.3 (1200m)
Race State	Finished



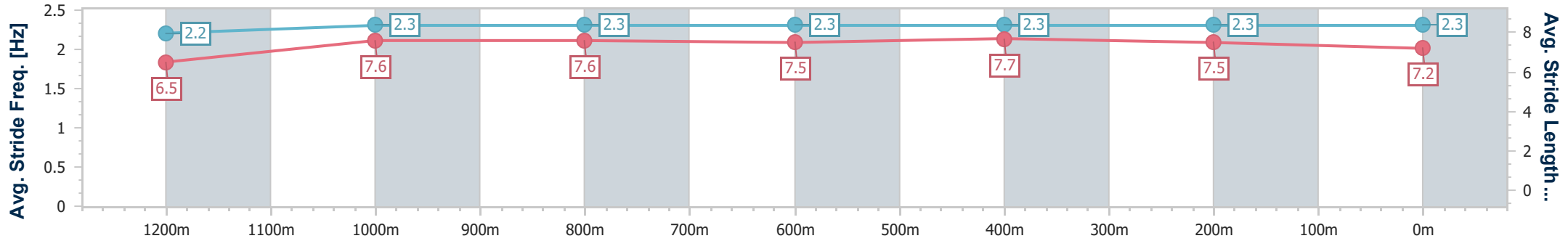
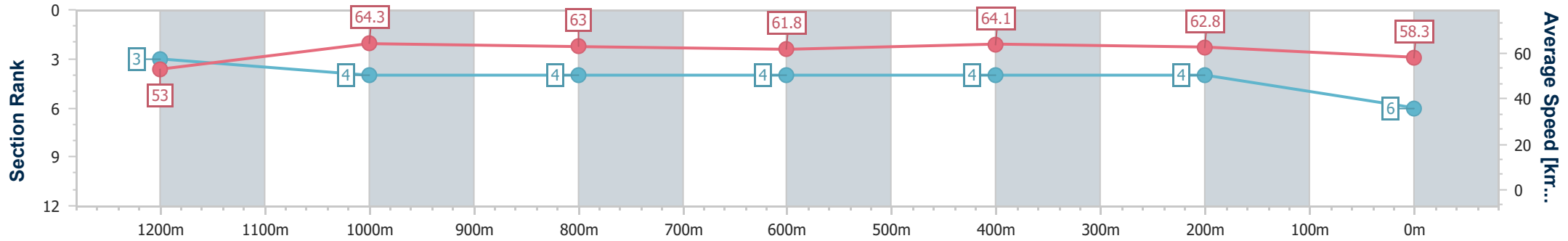
Rockhampton QLD Professional
 Race 4: DYNAMIC ELECTRICAL AND REFRIGERATION
 BENCHMARK 60 Handicap - 1400m

09 January 2025 - 16:04



Track Rating: Good 4, Weather: Fine, Rail Position: +5m Entire

Section	Overall	1200m	1000m	800m	600m	400m	200m
Section Times	1:22.70 [6] (0:13.56)	1:09.14 [3] (0:11.16)	0:57.98 [4] (0:11.33)	0:46.65 [4] (0:11.63)	0:35.02 [4] (0:11.24)	0:23.78 [4] (0:11.44)	0:12.34 [4] (0:12.34)
Average Speed [km/h]	53.0	64.3	63.0	61.8	64.1	62.8	58.3
Top Speed [km/h]	63.0	65.3	64.8	62.8	65.1	64.4	62.1
Avg. Dist. to Rail [m]	1.8	2.2	2.0	0.8	1.0	1.7	1.8
Avg. Stride Freq. [Hz]	2.2	2.3	2.3	2.3	2.3	2.3	2.3
Avg. Stride Length [m]	6.5	7.6	7.6	7.5	7.7	7.5	7.2



- [] Ranking at each section and finish
- .-.- No data available at this section
- NA No data available



Horse/Jockey Name	Cavente
Final Rank	7
Fastest Section Time (Section)	0:11.17 (600m)
Top Speed [km/h] (Section)	65.6 (600m)
Race State	Finished



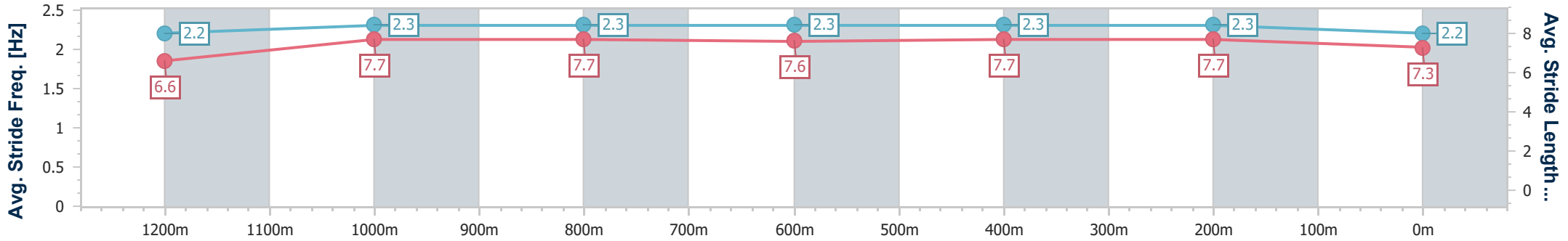
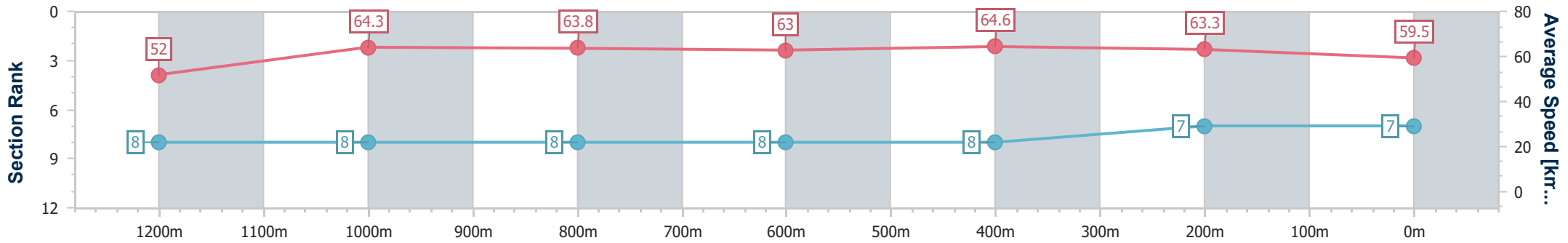
Rockhampton QLD Professional
Race 4: DYNAMIC ELECTRICAL AND REFRIGERATION
BENCHMARK 60 Handicap - 1400m

09 January 2025 - 16:04

Track Rating: Good 4, Weather: Fine, Rail Position: +5m Entire



Section	Overall	1200m	1000m	800m	600m	400m	200m
Section Times	1:22.78 [7] (0:13.88)	1:08.90 [8] (0:11.21)	0:57.69 [8] (0:11.43)	0:46.26 [8] (0:11.62)	0:34.64 [8] (0:11.17)	0:23.47 [8] (0:11.37)	0:12.10 [7] (0:12.10)
Average Speed [km/h]	52.0	64.3	63.8	63.0	64.6	63.3	59.5
Top Speed [km/h]	63.2	65.3	65.3	63.7	65.6	65.3	62.5
Avg. Dist. to Rail [m]	7.7	2.0	1.9	2.2	2.0	2.9	4.2
Avg. Stride Freq. [Hz]	2.2	2.3	2.3	2.3	2.3	2.3	2.2
Avg. Stride Length [m]	6.6	7.7	7.7	7.6	7.7	7.7	7.3



- [] Ranking at each section and finish
- .-.- No data available at this section
- NA No data available



Horse/Jockey Name	Yosemite Falls
Final Rank	8
Fastest Section Time (Section)	0:11.14 (1200m)
Top Speed [km/h] (Section)	65.8 (1200m)
Race State	Finished



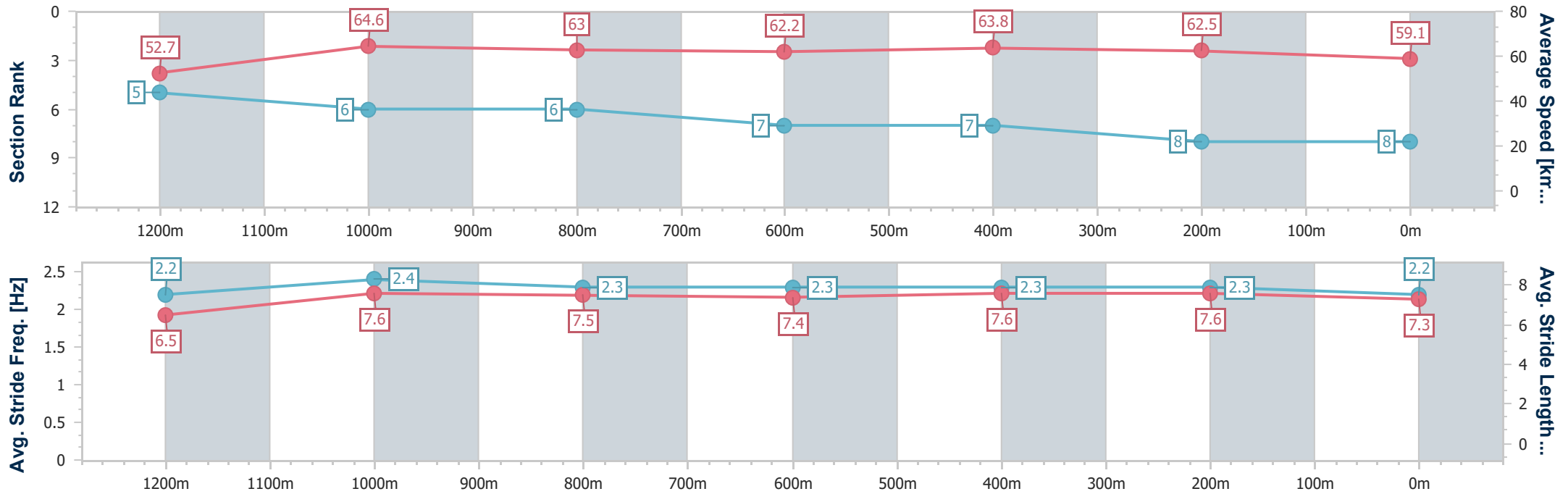
Rockhampton QLD Professional
Race 4: DYNAMIC ELECTRICAL AND REFRIGERATION
BENCHMARK 60 Handicap - 1400m

09 January 2025 - 16:04



Track Rating: Good 4, Weather: Fine, Rail Position: +5m Entire

Section	Overall	1200m	1000m	800m	600m	400m	200m
Section Times	1:23.02 [8] (0:13.65)	1:09.37 [5] (0:11.14)	0:58.23 [6] (0:11.40)	0:46.83 [6] (0:11.80)	0:35.03 [7] (0:11.31)	0:23.72 [7] (0:11.53)	0:12.19 [8] (0:12.19)
Average Speed [km/h]	52.7	64.6	63.0	62.2	63.8	62.5	59.1
Top Speed [km/h]	63.6	65.8	64.5	63.7	64.6	63.9	61.4
Avg. Dist. to Rail [m]	1.9	0.4	0.7	2.4	5.1	5.6	6.1
Avg. Stride Freq. [Hz]	2.2	2.4	2.3	2.3	2.3	2.3	2.2
Avg. Stride Length [m]	6.5	7.6	7.5	7.4	7.6	7.6	7.3



- [] Ranking at each section and finish
- .-.- No data available at this section
- NA No data available



Horse/Jockey Name	Biker
Final Rank	9
Fastest Section Time (Section)	0:11.10 (1200m)
Top Speed [km/h] (Section)	65.9 (1200m)
Race State	Finished



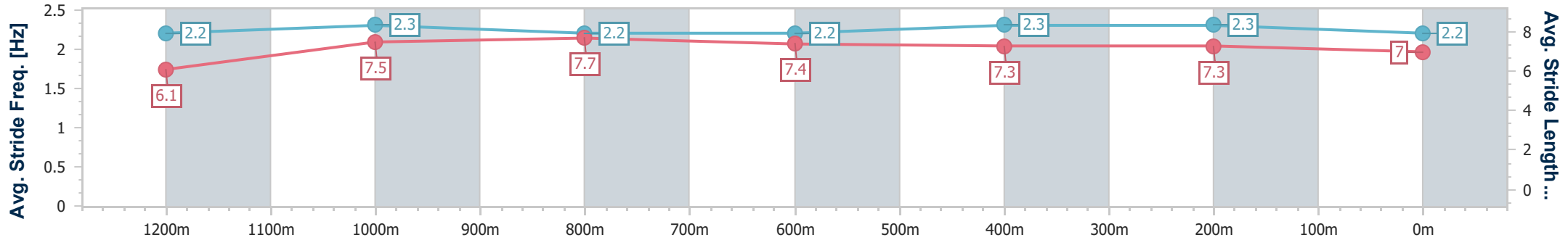
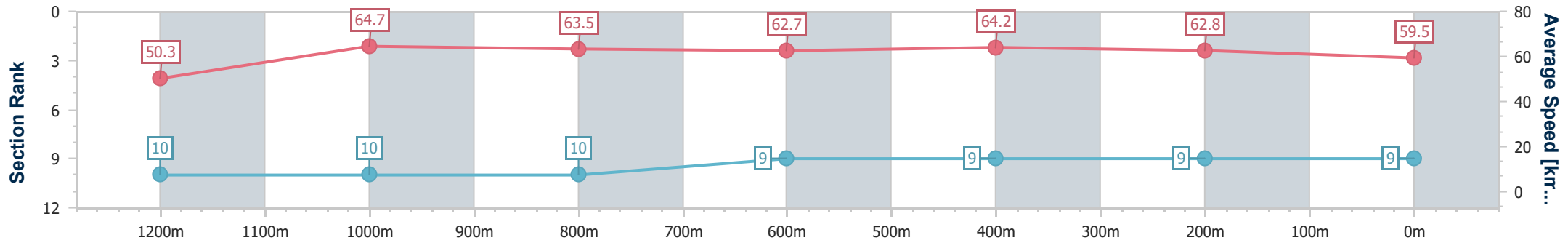
Rockhampton QLD Professional
 Race 4: DYNAMIC ELECTRICAL AND REFRIGERATION
 BENCHMARK 60 Handicap - 1400m

09 January 2025 - 16:04



Track Rating: Good 4, Weather: Fine, Rail Position: +5m Entire

Section	Overall	1200m	1000m	800m	600m	400m	200m
Section Times	1:23.10 [9] (0:14.35)	1:08.75 [10] (0:11.10)	0:57.65 [10] (0:11.30)	0:46.35 [10] (0:11.54)	0:34.81 [9] (0:11.25)	0:23.56 [9] (0:11.46)	0:12.10 [9] (0:12.10)
Average Speed [km/h]	50.3	64.7	63.5	62.7	64.2	62.8	59.5
Top Speed [km/h]	64.7	65.9	65.9	63.5	64.6	64.4	61.1
Avg. Dist. to Rail [m]	3.8	1.3	1.1	1.0	1.7	2.1	2.6
Avg. Stride Freq. [Hz]	2.2	2.3	2.2	2.2	2.3	2.3	2.2
Avg. Stride Length [m]	6.1	7.5	7.7	7.4	7.3	7.3	7.0



- [] Ranking at each section and finish
- .-.- No data available at this section
- NA No data available



Horse/Jockey Name	Whatjeudoin'
Final Rank	10
Fastest Section Time (Section)	0:11.20 (1200m)
Top Speed [km/h] (Section)	65.6 (1200m)
Race State	Finished



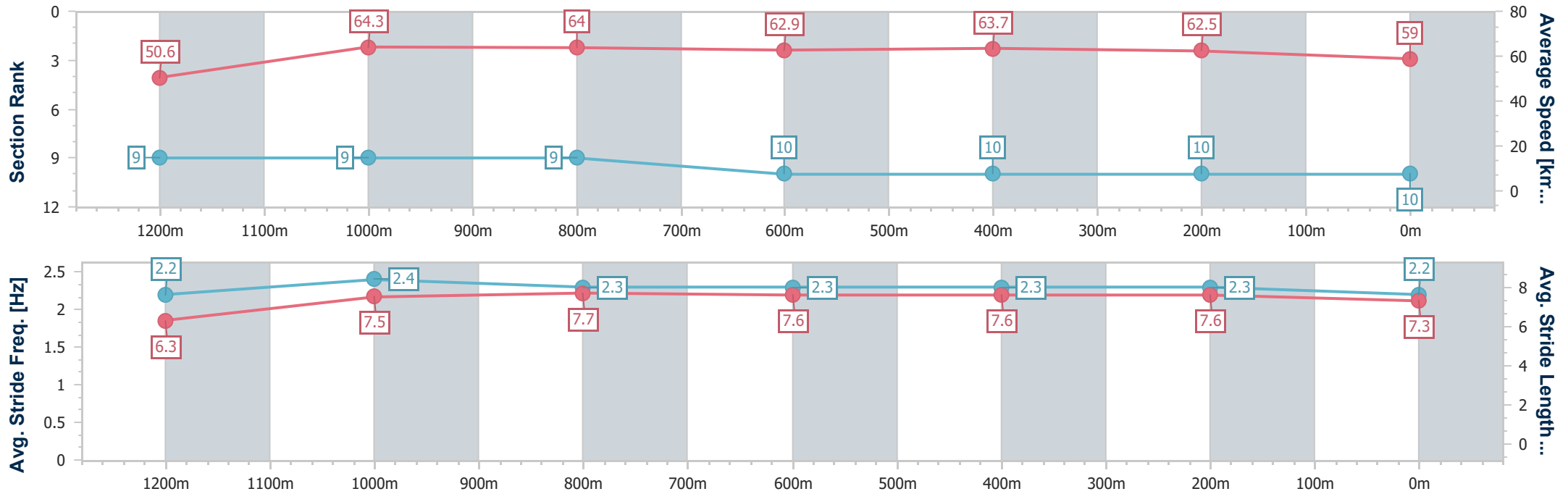
Rockhampton QLD Professional
Race 4: DYNAMIC ELECTRICAL AND REFRIGERATION
BENCHMARK 60 Handicap - 1400m

09 January 2025 - 16:04



Track Rating: Good 4, Weather: Fine, Rail Position: +5m Entire

Section	Overall	1200m	1000m	800m	600m	400m	200m
Section Times	1:23.44 [10] (0:14.24)	1:09.20 [9] (0:11.20)	0:58.00 [9] (0:11.28)	0:46.72 [9] (0:11.66)	0:35.06 [10] (0:11.34)	0:23.72 [10] (0:11.52)	0:12.20 [10] (0:12.20)
Average Speed [km/h]	50.6	64.3	64.0	62.9	63.7	62.5	59.0
Top Speed [km/h]	60.7	65.6	65.3	63.8	64.3	64.0	61.7
Avg. Dist. to Rail [m]	5.6	0.2	0.5	2.6	4.0	5.3	7.0
Avg. Stride Freq. [Hz]	2.2	2.4	2.3	2.3	2.3	2.3	2.2
Avg. Stride Length [m]	6.3	7.5	7.7	7.6	7.6	7.6	7.3



- [] Ranking at each section and finish
- .-.- No data available at this section
- NA No data available