



Rockhampton QLD Professional

Race 1: TAB QTIS Two-Year-Old Handicap - 1050m

09 January 2025 - 14:12



Track Rating: Soft 5, Weather: Fine, Rail Position: +5m Entire

Section		Overall	1000m	800m	600m	400m	200m	Last 600m					
Field Times		1:00.53 (0:03.97)	0:56.56 (0:11.52)	0:45.04 (0:11.46)	0:33.58 (0:10.89)	0:22.69 (0:10.85)	0:11.84 (0:11.84)	0:33.58					
Rank	TAB Horse/Jockey	Barrier	Top Speed [km/h]	Fastest Section	Overall	1000m	800m	600m	400m	200m	Margin	Distance Travelled [m]	
1	3 HONOURBEFORE GLORY Justin Stanley	1	67.6 400m	0:04.02 Overall	1:00.53 [1] (0:04.02)	0:56.51 [2] (0:11.47)	0:45.04 [1] (0:11.46)	0:33.58 [1] (0:10.89)	0:22.69 [1] (0:10.85)	0:11.84 [1] (0:11.84)	1:00.53	0:33.58	
2	2 HI FRANK Ashley Butler	4	66.8 600m	0:03.97 Overall	1:00.80 [2] (0:03.97)	0:56.83 [1] (0:11.77)	0:45.06 [2] (0:11.45)	0:33.61 [2] (0:11.03)	0:22.58 [2] (0:11.12)	0:11.46 [2] (0:11.46)	1.56L	0:33.61	+1
3	8 VALUBIOUS Warwick Satherley	5	68.4 600m	0:04.33 Overall	1:00.86 [3] (0:04.33)	0:56.53 [5] (0:12.02)	0:44.51 [6] (0:11.41)	0:33.10 [6] (0:10.79)	0:22.31 [6] (0:10.85)	0:11.46 [3] (0:11.46)	1.95L	0:33.10	+1
4	4 OUR EAGLE ROCK Nikki Olzard	2	67.9 600m	0:04.45 Overall	1:01.70 [4] (0:04.45)	0:57.25 [6] (0:11.67)	0:45.58 [5] (0:11.39)	0:34.19 [4] (0:10.94)	0:23.25 [4] (0:11.10)	0:12.15 [4] (0:12.15)	6.87L	0:34.19	+0
5	7 SOOVITA Liv O'Donnell	3	65.5 600m	0:04.19 Overall	1:02.05 [5] (0:04.19)	0:57.86 [4] (0:11.71)	0:46.15 [3] (0:11.31)	0:34.84 [3] (0:11.08)	0:23.76 [3] (0:11.35)	0:12.41 [5] (0:12.41)	8.96L	0:34.84	-1
6	6 UNION DELEGATE Georgina Cartwright	6	66.6 600m	0:04.18 Overall	1:02.27 [6] (0:04.18)	0:58.09 [3] (0:11.77)	0:46.32 [4] (0:11.56)	0:34.76 [4] (0:11.00)	0:23.76 [5] (0:11.30)	0:12.46 [6] (0:12.46)	10.23L	0:34.76	+5

Scratched: Bolla Bolla Babe (#1), Profits Prayer (#5)

[] Ranking at each section and finish
 -:-:- No data available at this section
 NA No data available

SCN Saddle cloth number
 DNF Did not finish
 DNT Did not track



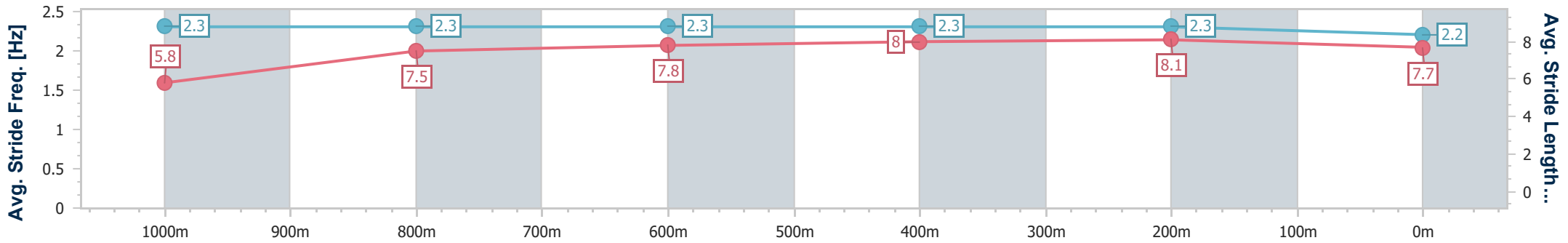
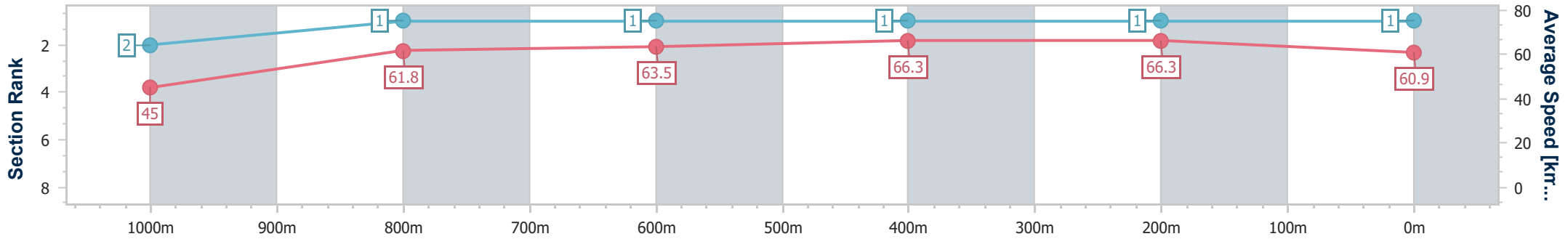
Horse/Jockey Name	Honourbefore Glory
Final Rank	1
Fastest Section Time (Section)	0:04.02 (Overall)
Top Speed [km/h] (Section)	67.6 (400m)
Race State	Finished



Rockhampton QLD Professional
 Race 1: TAB QTIS Two-Year-Old Handicap - 1050m
 09 January 2025 - 14:12
 Track Rating: Soft 5, Weather: Fine, Rail Position: +5m Entire



Section	Overall	1000m	800m	600m	400m	200m
Section Times	1:00.53 [1] (0:04.02)	0:56.51 [2] (0:11.47)	0:45.04 [1] (0:11.46)	0:33.58 [1] (0:10.89)	0:22.69 [1] (0:10.85)	0:11.84 [1] (0:11.84)
Average Speed [km/h]	45.0	61.8	63.5	66.3	66.3	60.9
Top Speed [km/h]	57.1	63.3	64.3	67.5	67.6	64.8
Avg. Dist. to Rail [m]	0.4	2.1	1.5	1.4	1.2	1.4
Avg. Stride Freq. [Hz]	2.3	2.3	2.3	2.3	2.3	2.2
Avg. Stride Length [m]	5.8	7.5	7.8	8.0	8.1	7.7



- [] Ranking at each section and finish
- .-.- No data available at this section
- NA No data available



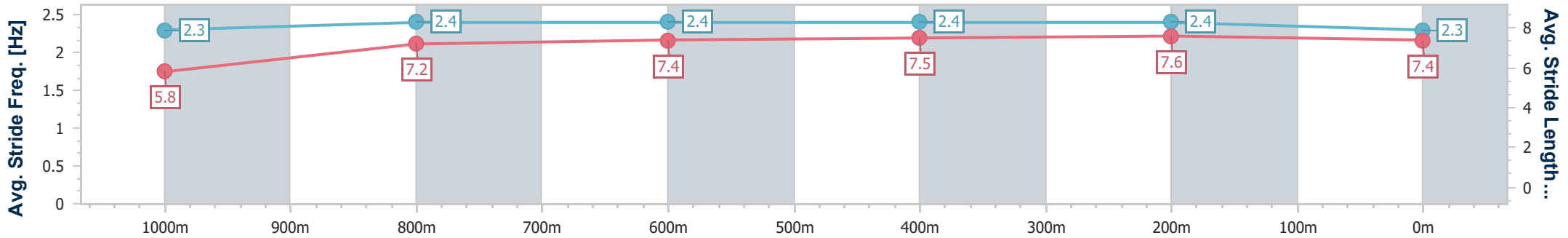
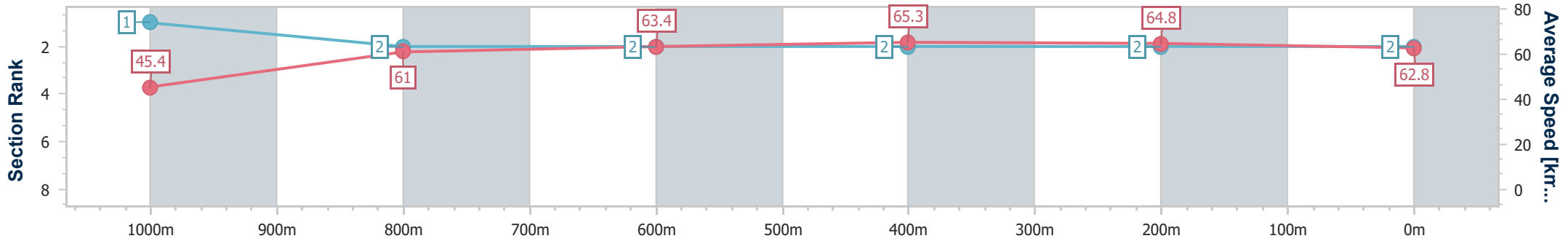
Horse/Jockey Name	Hi Frank
Final Rank	2
Fastest Section Time (Section)	0:03.97 (Overall)
Top Speed [km/h] (Section)	66.8 (600m)
Race State	Finished



Rockhampton QLD Professional
 Race 1: TAB QTIS Two-Year-Old Handicap - 1050m
 09 January 2025 - 14:12
 Track Rating: Soft 5, Weather: Fine, Rail Position: +5m Entire



Section	Overall	1000m	800m	600m	400m	200m
Section Times	1:00.80 [2] (0:03.97)	0:56.83 [1] (0:11.77)	0:45.06 [2] (0:11.45)	0:33.61 [2] (0:11.03)	0:22.58 [2] (0:11.12)	0:11.46 [2] (0:11.46)
Average Speed [km/h]	45.4	61.0	63.4	65.3	64.8	62.8
Top Speed [km/h]	54.8	63.4	64.9	66.8	66.0	64.7
Avg. Dist. to Rail [m]	3.6	0.6	0.8	1.6	1.4	1.9
Avg. Stride Freq. [Hz]	2.3	2.4	2.4	2.4	2.4	2.3
Avg. Stride Length [m]	5.8	7.2	7.4	7.5	7.6	7.4



- [] Ranking at each section and finish
- .-.- No data available at this section
- NA No data available



Horse/Jockey Name	Valubious
Final Rank	3
Fastest Section Time (Section)	0:04.33 (Overall)
Top Speed [km/h] (Section)	68.4 (600m)
Race State	Finished



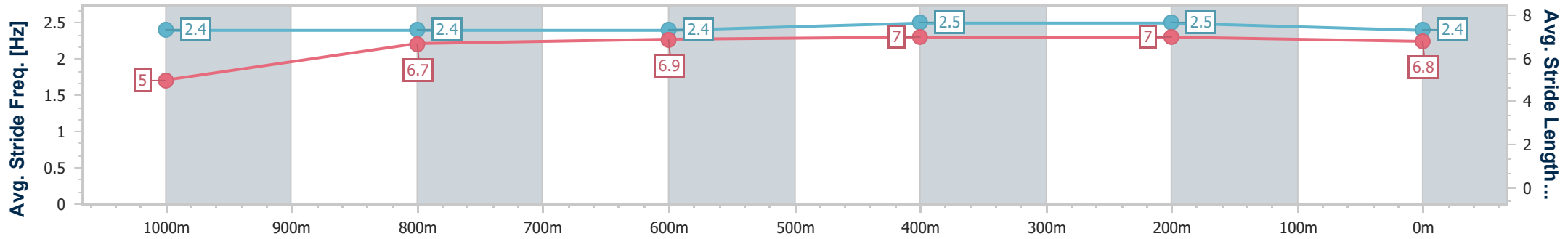
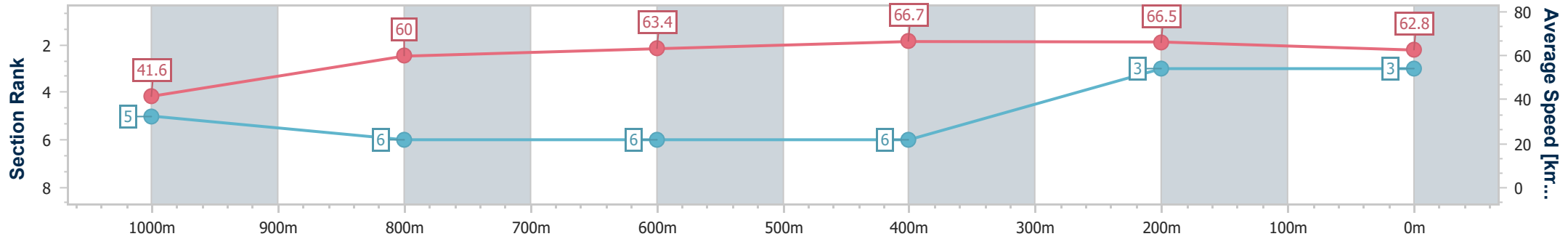
Rockhampton QLD Professional
Race 1: TAB QTIS Two-Year-Old Handicap - 1050m

09 January 2025 - 14:12

Track Rating: Soft 5, Weather: Fine, Rail Position: +5m Entire



Section	Overall	1000m	800m	600m	400m	200m
Section Times	1:00.86 [3] (0:04.33)	0:56.53 [5] (0:12.02)	0:44.51 [6] (0:11.41)	0:33.10 [6] (0:10.79)	0:22.31 [6] (0:10.85)	0:11.46 [3] (0:11.46)
Average Speed [km/h]	41.6	60.0	63.4	66.7	66.5	62.8
Top Speed [km/h]	53.0	64.3	64.7	68.4	67.9	64.5
Avg. Dist. to Rail [m]	4.9	0.5	0.7	1.4	3.0	3.5
Avg. Stride Freq. [Hz]	2.4	2.4	2.4	2.5	2.5	2.4
Avg. Stride Length [m]	5.0	6.7	6.9	7.0	7.0	6.8





Horse/Jockey Name	Our Eagle Rock
Final Rank	4
Fastest Section Time (Section)	0:04.45 (Overall)
Top Speed [km/h] (Section)	67.9 (600m)
Race State	Finished

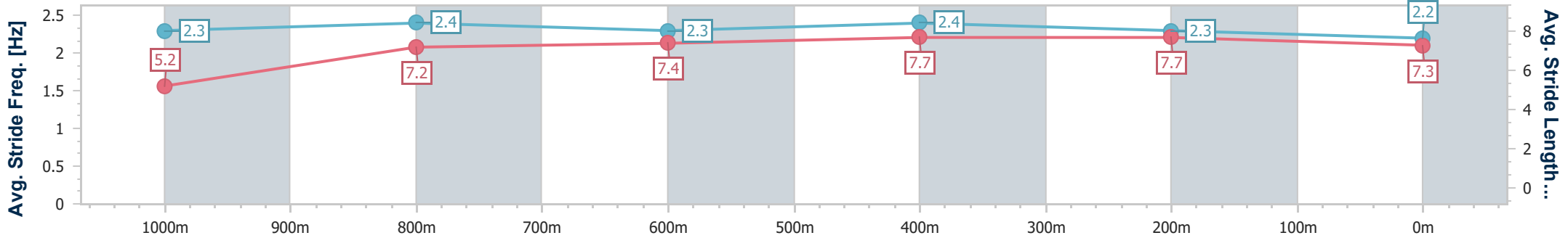
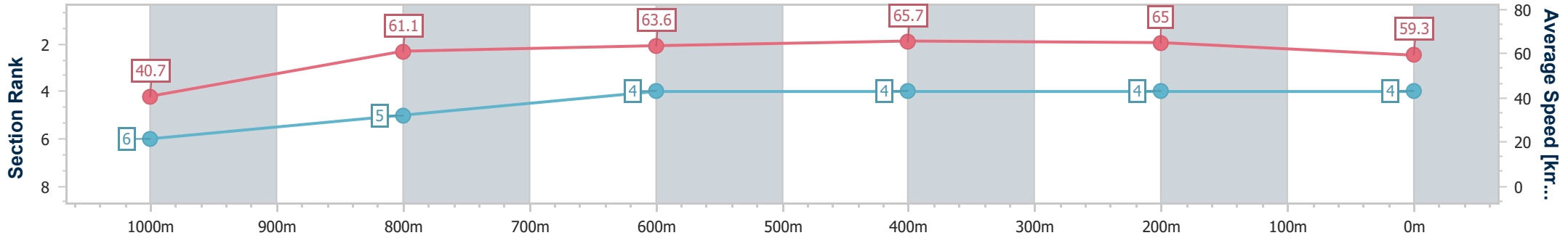


Rockhampton QLD Professional
 Race 1: TAB QTIS Two-Year-Old Handicap - 1050m
 09 January 2025 - 14:12



Track Rating: Soft 5, Weather: Fine, Rail Position: +5m Entire

Section	Overall	1000m	800m	600m	400m	200m
Section Times	1:01.70 [4] (0:04.45)	0:57.25 [6] (0:11.67)	0:45.58 [5] (0:11.39)	0:34.19 [4] (0:10.94)	0:23.25 [4] (0:11.10)	0:12.15 [4] (0:12.15)
Average Speed [km/h]	40.7	61.1	63.6	65.7	65.0	59.3
Top Speed [km/h]	55.7	65.3	65.6	67.9	67.9	63.0
Avg. Dist. to Rail [m]	1.6	1.8	1.2	2.6	3.2	3.7
Avg. Stride Freq. [Hz]	2.3	2.4	2.3	2.4	2.3	2.2
Avg. Stride Length [m]	5.2	7.2	7.4	7.7	7.7	7.3



- [] Ranking at each section and finish
- .-.- No data available at this section
- NA No data available



Horse/Jockey Name	Soovita
Final Rank	5
Fastest Section Time (Section)	0:04.19 (Overall)
Top Speed [km/h] (Section)	65.5 (600m)
Race State	Finished



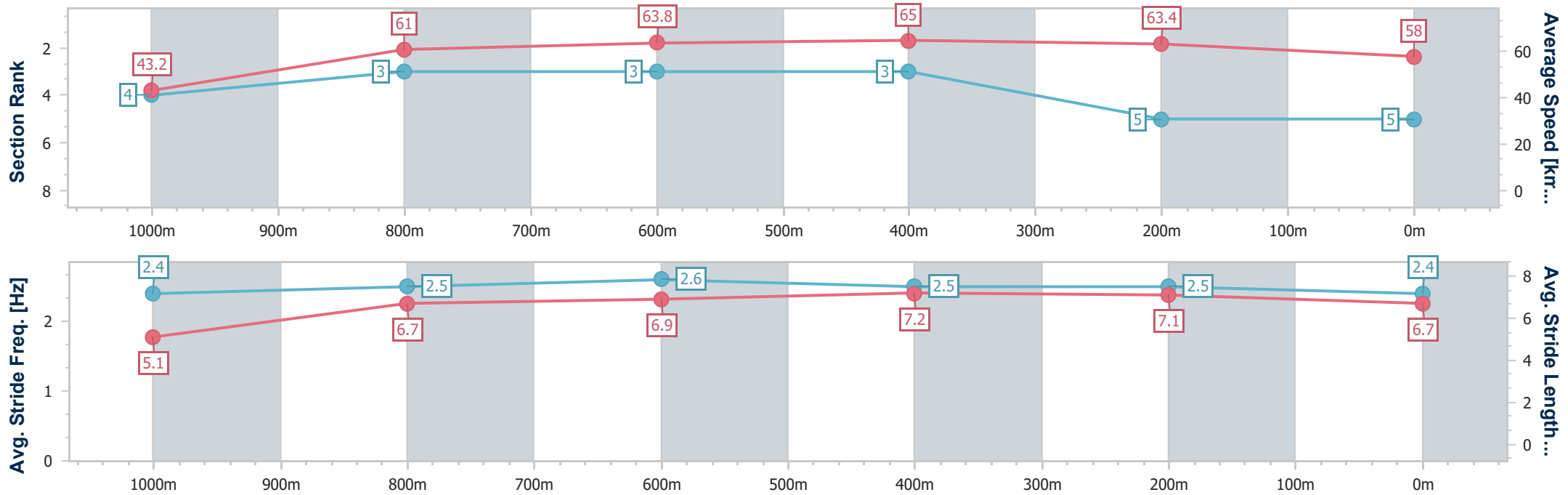
Rockhampton QLD Professional
Race 1: TAB QTIS Two-Year-Old Handicap - 1050m

09 January 2025 - 14:12

Track Rating: Soft 5, Weather: Fine, Rail Position: +5m Entire



Section	Overall	1000m	800m	600m	400m	200m
Section Times	1:02.05 [5] (0:04.19)	0:57.86 [4] (0:11.71)	0:46.15 [3] (0:11.31)	0:34.84 [3] (0:11.08)	0:23.76 [3] (0:11.35)	0:12.41 [5] (0:12.41)
Average Speed [km/h]	43.2	61.0	63.8	65.0	63.4	58.0
Top Speed [km/h]	55.6	63.4	64.7	65.5	65.1	62.5
Avg. Dist. to Rail [m]	3.2	1.1	0.7	1.2	1.7	2.4
Avg. Stride Freq. [Hz]	2.4	2.5	2.6	2.5	2.5	2.4
Avg. Stride Length [m]	5.1	6.7	6.9	7.2	7.1	6.7



- [] Ranking at each section and finish
- .-.- No data available at this section
- NA No data available



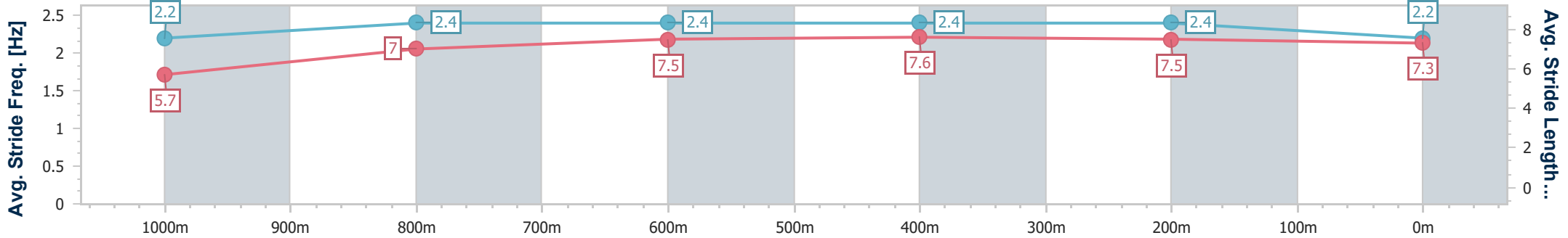
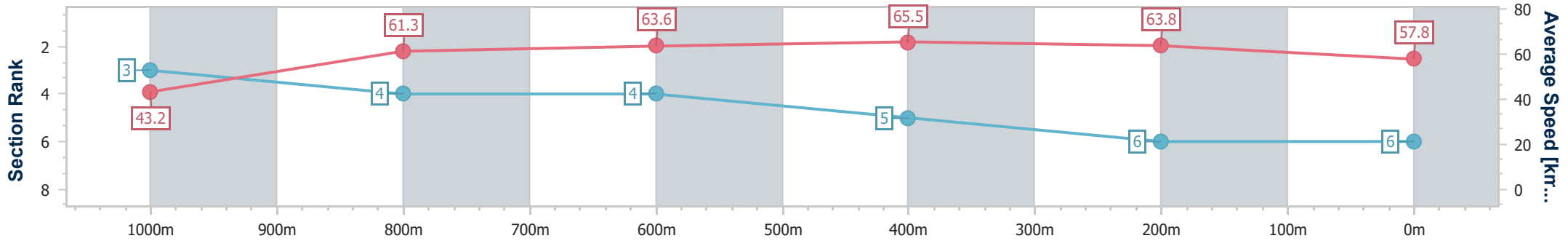
Horse/Jockey Name	Union Delegate
Final Rank	6
Fastest Section Time (Section)	0:04.18 (Overall)
Top Speed [km/h] (Section)	66.6 (600m)
Race State	Finished



Rockhampton QLD Professional
 Race 1: TAB QTIS Two-Year-Old Handicap - 1050m
 09 January 2025 - 14:12
 Track Rating: Soft 5, Weather: Fine, Rail Position: +5m Entire



Section	Overall	1000m	800m	600m	400m	200m
Section Times	1:02.27 [6] (0:04.18)	0:58.09 [3] (0:11.77)	0:46.32 [4] (0:11.56)	0:34.76 [4] (0:11.00)	0:23.76 [5] (0:11.30)	0:12.46 [6] (0:12.46)
Average Speed [km/h]	43.2	61.3	63.6	65.5	63.8	57.8
Top Speed [km/h]	54.9	63.4	64.5	66.6	65.5	61.6
Avg. Dist. to Rail [m]	5.5	0.8	2.5	3.6	4.6	4.9
Avg. Stride Freq. [Hz]	2.2	2.4	2.4	2.4	2.4	2.2
Avg. Stride Length [m]	5.7	7.0	7.5	7.6	7.5	7.3



- [] Ranking at each section and finish
- .-.- No data available at this section
- NA No data available