



Rockhampton QLD Professional

Race 1: TAB QTIS Two-Year-Old Handicap - 1050m

09 January 2025 - 14:12



Track Rating: Soft 5, Weather: Fine, Rail Position: +5m Entire

Section		Overall	1000m	800m	600m	400m	200m	Last 600m					
Field Times		1:00.53 (0:03.97)	0:56.56 (0:11.52)	0:45.04 (0:11.46)	0:33.58 (0:10.89)	0:22.69 (0:10.85)	0:11.84 (0:11.84)	0:33.58					
Rank	TAB Horse/Jockey	Barrier	Top Speed [km/h]	Fastest Section	Overall	1000m	800m	600m	400m	200m	Margin	Distance Travelled [m]	
1	3 HONOURBEFORE GLORY Justin Stanley	1	67.6 400m	0:04.02 Overall	1:00.53 [1] (0:04.02)	0:56.51 [2] (0:11.47)	0:45.04 [1] (0:11.46)	0:33.58 [1] (0:10.89)	0:22.69 [1] (0:10.85)	0:11.84 [1] (0:11.84)	1:00.53	0:33.58	
2	2 HI FRANK Ashley Butler	4	66.8 600m	0:03.97 Overall	1:00.80 [2] (0:03.97)	0:56.83 [1] (0:11.77)	0:45.06 [2] (0:11.45)	0:33.61 [2] (0:11.03)	0:22.58 [2] (0:11.12)	0:11.46 [2] (0:11.46)	1.56L	0:33.61	+1
3	8 VALUBIOUS Warwick Satherley	5	68.4 600m	0:04.33 Overall	1:00.86 [3] (0:04.33)	0:56.53 [5] (0:12.02)	0:44.51 [6] (0:11.41)	0:33.10 [6] (0:10.79)	0:22.31 [6] (0:10.85)	0:11.46 [3] (0:11.46)	1.95L	0:33.10	+1
4	4 OUR EAGLE ROCK Nikki Olzard	2	67.9 600m	0:04.45 Overall	1:01.70 [4] (0:04.45)	0:57.25 [6] (0:11.67)	0:45.58 [5] (0:11.39)	0:34.19 [4] (0:10.94)	0:23.25 [4] (0:11.10)	0:12.15 [4] (0:12.15)	6.87L	0:34.19	+0
5	7 SOOVITA Liv O'Donnell	3	65.5 600m	0:04.19 Overall	1:02.05 [5] (0:04.19)	0:57.86 [4] (0:11.71)	0:46.15 [3] (0:11.31)	0:34.84 [3] (0:11.08)	0:23.76 [3] (0:11.35)	0:12.41 [5] (0:12.41)	8.96L	0:34.84	-1
6	6 UNION DELEGATE Georgina Cartwright	6	66.6 600m	0:04.18 Overall	1:02.27 [6] (0:04.18)	0:58.09 [3] (0:11.77)	0:46.32 [4] (0:11.56)	0:34.76 [4] (0:11.00)	0:23.76 [5] (0:11.30)	0:12.46 [6] (0:12.46)	10.23L	0:34.76	+5

Scratched: Bolla Bolla Babe (#1), Profits Prayer (#5)

[] Ranking at each section and finish
 -:-:- No data available at this section
 NA No data available

SCN Saddle cloth number
 DNF Did not finish
 DNT Did not track



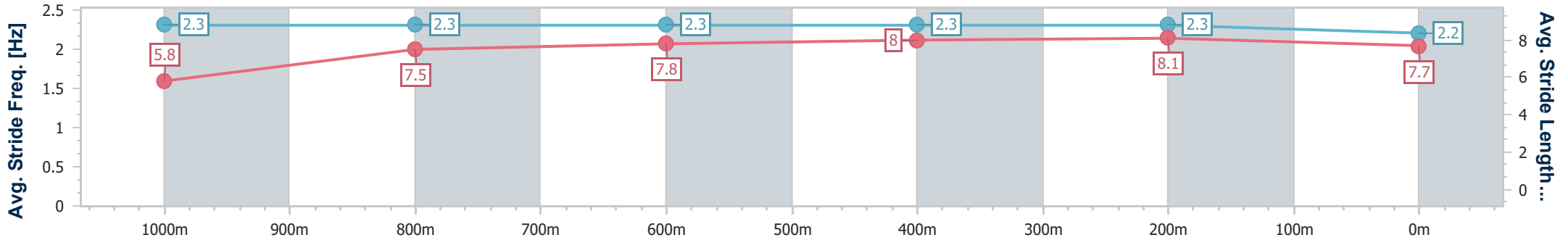
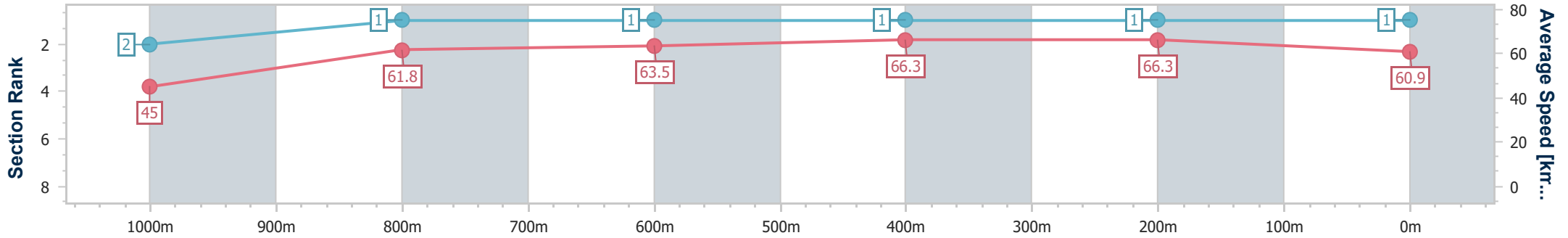
Horse/Jockey Name	Honourbefore Glory
Final Rank	1
Fastest Section Time (Section)	0:04.02 (Overall)
Top Speed [km/h] (Section)	67.6 (400m)
Race State	Finished



Rockhampton QLD Professional
 Race 1: TAB QTIS Two-Year-Old Handicap - 1050m
 09 January 2025 - 14:12
 Track Rating: Soft 5, Weather: Fine, Rail Position: +5m Entire



Section	Overall	1000m	800m	600m	400m	200m
Section Times	1:00.53 [1] (0:04.02)	0:56.51 [2] (0:11.47)	0:45.04 [1] (0:11.46)	0:33.58 [1] (0:10.89)	0:22.69 [1] (0:10.85)	0:11.84 [1] (0:11.84)
Average Speed [km/h]	45.0	61.8	63.5	66.3	66.3	60.9
Top Speed [km/h]	57.1	63.3	64.3	67.5	67.6	64.8
Avg. Dist. to Rail [m]	0.4	2.1	1.5	1.4	1.2	1.4
Avg. Stride Freq. [Hz]	2.3	2.3	2.3	2.3	2.3	2.2
Avg. Stride Length [m]	5.8	7.5	7.8	8.0	8.1	7.7



- [] Ranking at each section and finish
- .-.- No data available at this section
- NA No data available



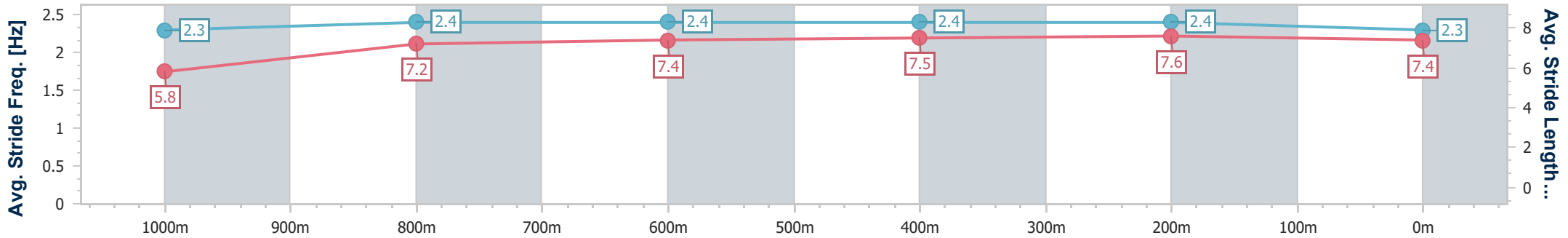
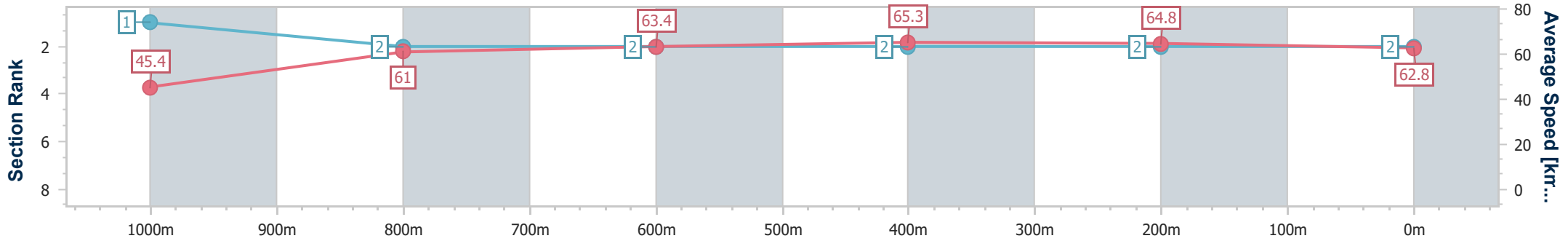
Horse/Jockey Name	Hi Frank
Final Rank	2
Fastest Section Time (Section)	0:03.97 (Overall)
Top Speed [km/h] (Section)	66.8 (600m)
Race State	Finished



Rockhampton QLD Professional
 Race 1: TAB QTIS Two-Year-Old Handicap - 1050m
 09 January 2025 - 14:12
 Track Rating: Soft 5, Weather: Fine, Rail Position: +5m Entire



Section	Overall	1000m	800m	600m	400m	200m
Section Times	1:00.80 [2] (0:03.97)	0:56.83 [1] (0:11.77)	0:45.06 [2] (0:11.45)	0:33.61 [2] (0:11.03)	0:22.58 [2] (0:11.12)	0:11.46 [2] (0:11.46)
Average Speed [km/h]	45.4	61.0	63.4	65.3	64.8	62.8
Top Speed [km/h]	54.8	63.4	64.9	66.8	66.0	64.7
Avg. Dist. to Rail [m]	3.6	0.6	0.8	1.6	1.4	1.9
Avg. Stride Freq. [Hz]	2.3	2.4	2.4	2.4	2.4	2.3
Avg. Stride Length [m]	5.8	7.2	7.4	7.5	7.6	7.4



- [] Ranking at each section and finish
- .-.- No data available at this section
- NA No data available



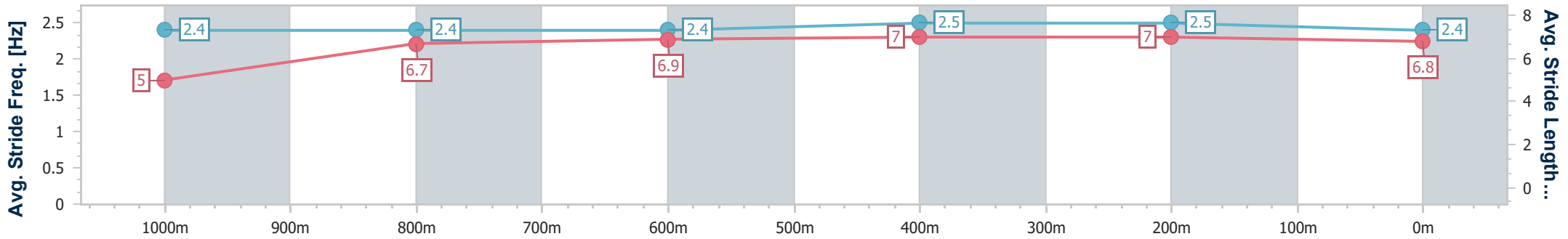
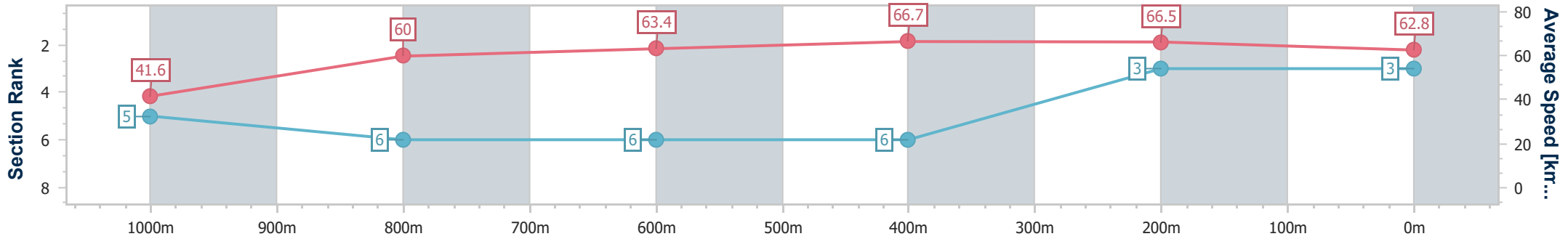
Horse/Jockey Name	Valubious
Final Rank	3
Fastest Section Time (Section)	0:04.33 (Overall)
Top Speed [km/h] (Section)	68.4 (600m)
Race State	Finished



Rockhampton QLD Professional
 Race 1: TAB QTIS Two-Year-Old Handicap - 1050m
 09 January 2025 - 14:12
 Track Rating: Soft 5, Weather: Fine, Rail Position: +5m Entire



Section	Overall	1000m	800m	600m	400m	200m
Section Times	1:00.86 [3] (0:04.33)	0:56.53 [5] (0:12.02)	0:44.51 [6] (0:11.41)	0:33.10 [6] (0:10.79)	0:22.31 [6] (0:10.85)	0:11.46 [3] (0:11.46)
Average Speed [km/h]	41.6	60.0	63.4	66.7	66.5	62.8
Top Speed [km/h]	53.0	64.3	64.7	68.4	67.9	64.5
Avg. Dist. to Rail [m]	4.9	0.5	0.7	1.4	3.0	3.5
Avg. Stride Freq. [Hz]	2.4	2.4	2.4	2.5	2.5	2.4
Avg. Stride Length [m]	5.0	6.7	6.9	7.0	7.0	6.8



- [] Ranking at each section and finish
- .-.- No data available at this section
- NA No data available



Horse/Jockey Name	Our Eagle Rock
Final Rank	4
Fastest Section Time (Section)	0:04.45 (Overall)
Top Speed [km/h] (Section)	67.9 (600m)
Race State	Finished



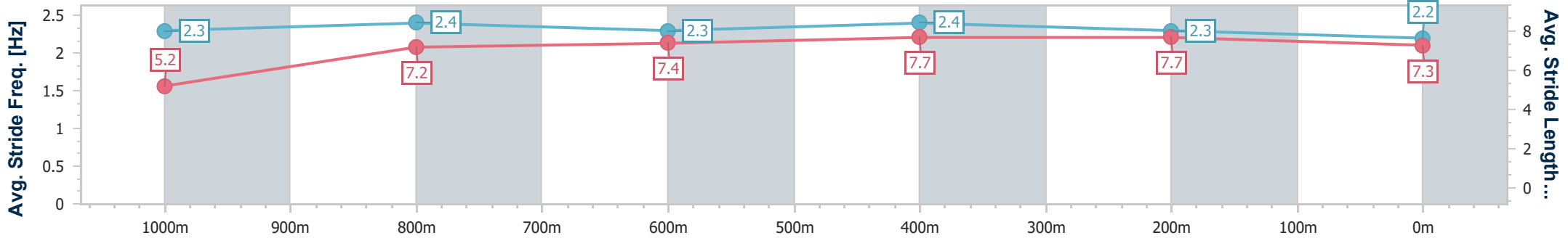
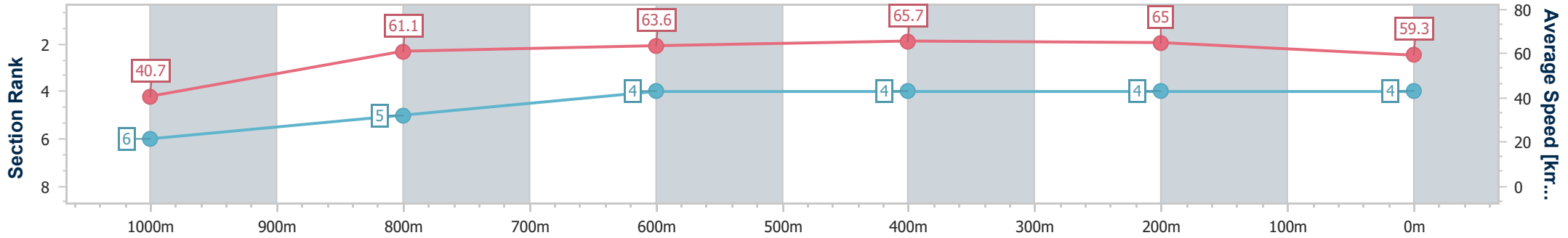
Rockhampton QLD Professional
Race 1: TAB QTIS Two-Year-Old Handicap - 1050m

09 January 2025 - 14:12

Track Rating: Soft 5, Weather: Fine, Rail Position: +5m Entire



Section	Overall	1000m	800m	600m	400m	200m
Section Times	1:01.70 [4] (0:04.45)	0:57.25 [6] (0:11.67)	0:45.58 [5] (0:11.39)	0:34.19 [4] (0:10.94)	0:23.25 [4] (0:11.10)	0:12.15 [4] (0:12.15)
Average Speed [km/h]	40.7	61.1	63.6	65.7	65.0	59.3
Top Speed [km/h]	55.7	65.3	65.6	67.9	67.9	63.0
Avg. Dist. to Rail [m]	1.6	1.8	1.2	2.6	3.2	3.7
Avg. Stride Freq. [Hz]	2.3	2.4	2.3	2.4	2.3	2.2
Avg. Stride Length [m]	5.2	7.2	7.4	7.7	7.7	7.3



- [] Ranking at each section and finish
- .-.- No data available at this section
- NA No data available



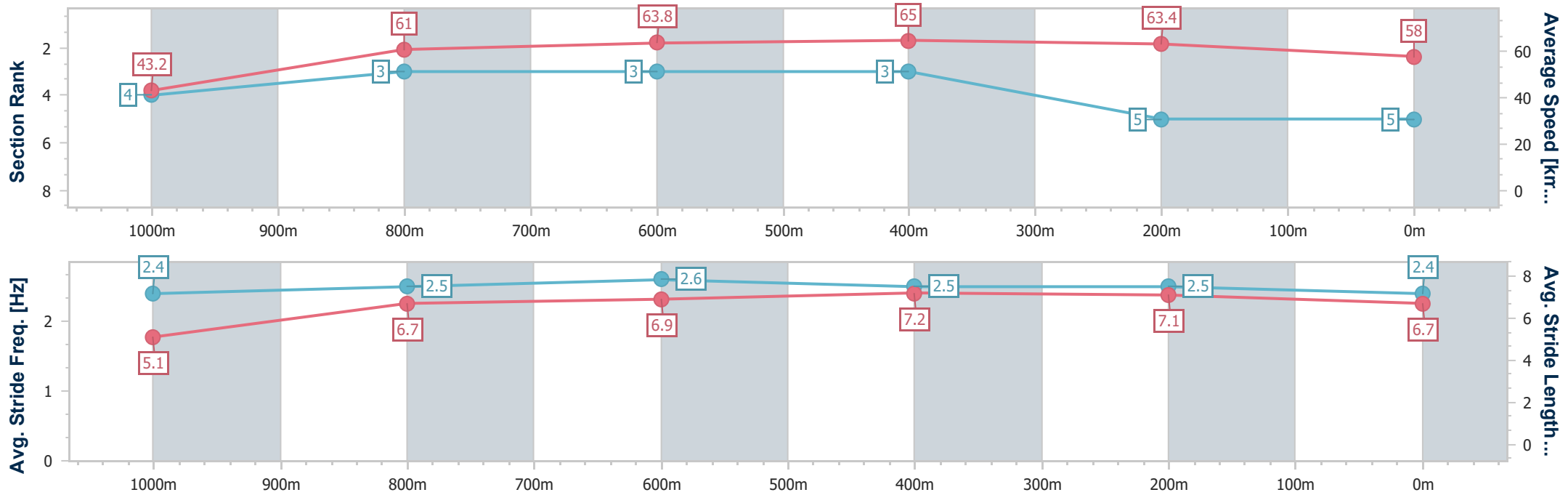
Horse/Jockey Name	Soovita
Final Rank	5
Fastest Section Time (Section)	0:04.19 (Overall)
Top Speed [km/h] (Section)	65.5 (600m)
Race State	Finished



Rockhampton QLD Professional
 Race 1: TAB QTIS Two-Year-Old Handicap - 1050m
 09 January 2025 - 14:12
 Track Rating: Soft 5, Weather: Fine, Rail Position: +5m Entire



Section	Overall	1000m	800m	600m	400m	200m
Section Times	1:02.05 [5] (0:04.19)	0:57.86 [4] (0:11.71)	0:46.15 [3] (0:11.31)	0:34.84 [3] (0:11.08)	0:23.76 [3] (0:11.35)	0:12.41 [5] (0:12.41)
Average Speed [km/h]	43.2	61.0	63.8	65.0	63.4	58.0
Top Speed [km/h]	55.6	63.4	64.7	65.5	65.1	62.5
Avg. Dist. to Rail [m]	3.2	1.1	0.7	1.2	1.7	2.4
Avg. Stride Freq. [Hz]	2.4	2.5	2.6	2.5	2.5	2.4
Avg. Stride Length [m]	5.1	6.7	6.9	7.2	7.1	6.7



- [] Ranking at each section and finish
- .-.- No data available at this section
- NA No data available



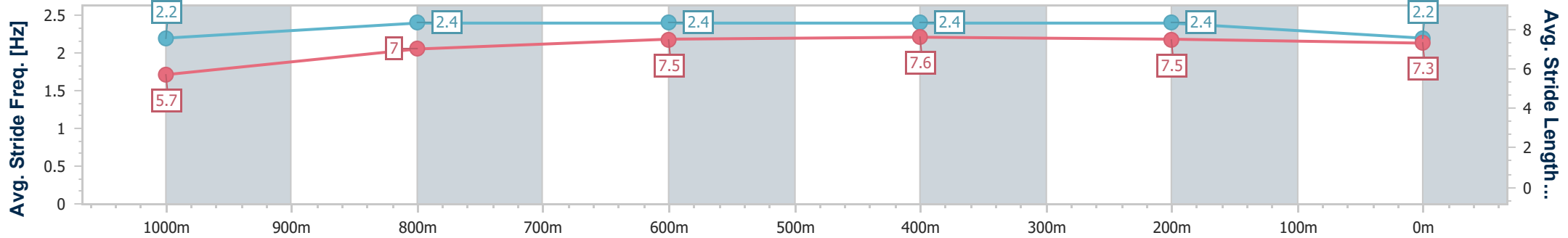
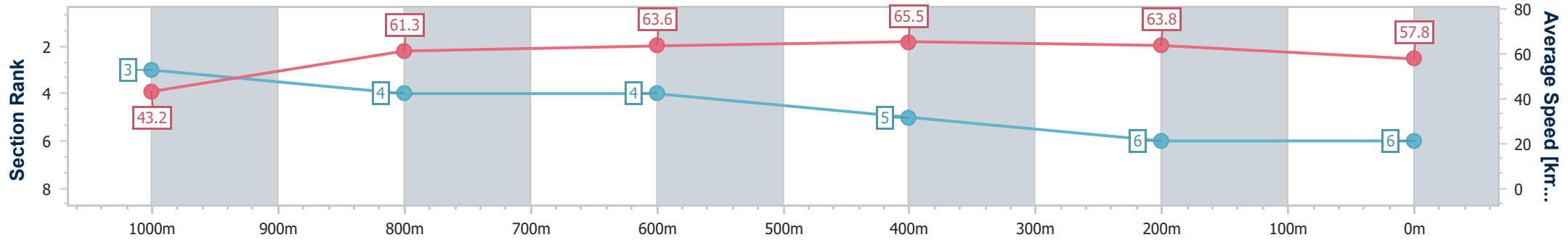
Horse/Jockey Name	Union Delegate
Final Rank	6
Fastest Section Time (Section)	0:04.18 (Overall)
Top Speed [km/h] (Section)	66.6 (600m)
Race State	Finished



Rockhampton QLD Professional
 Race 1: TAB QTIS Two-Year-Old Handicap - 1050m
 09 January 2025 - 14:12
 Track Rating: Soft 5, Weather: Fine, Rail Position: +5m Entire



Section	Overall	1000m	800m	600m	400m	200m
Section Times	1:02.27 [6] (0:04.18)	0:58.09 [3] (0:11.77)	0:46.32 [4] (0:11.56)	0:34.76 [4] (0:11.00)	0:23.76 [5] (0:11.30)	0:12.46 [6] (0:12.46)
Average Speed [km/h]	43.2	61.3	63.6	65.5	63.8	57.8
Top Speed [km/h]	54.9	63.4	64.5	66.6	65.5	61.6
Avg. Dist. to Rail [m]	5.5	0.8	2.5	3.6	4.6	4.9
Avg. Stride Freq. [Hz]	2.2	2.4	2.4	2.4	2.4	2.2
Avg. Stride Length [m]	5.7	7.0	7.5	7.6	7.5	7.3



- [] Ranking at each section and finish
- .-.- No data available at this section
- NA No data available



Rockhampton QLD Professional

Race 2: GREAT NORTHERN QTIS Three-Year-Old Handicap - 1300m

09 January 2025 - 14:47



Track Rating: Good 4, Weather: Fine, Rail Position: +5m Entire

Section		Overall	1200m	1000m	800m	600m	400m	Last 600m				
Field Times		1:15.46 (0:07.46)	1:08.00 (0:10.94)	0:57.06 (0:10.79)	0:46.27 (0:11.54)	0:34.73 (0:11.04)	0:23.69 (0:11.47)	0:34.73				
Rank	TAB Horse/Jockey	Barrier	Top Speed [km/h]	Fastest Section	Distance Travelled [m]							
1	1 SCRUB CHAIN Olivia Kendal	1	67.3 600m	0:07.52 Overall	1:15.46 [1] (0:07.52)	1:07.94 [2] (0:11.04)	0:56.90 [4] (0:11.16)	0:45.74 [5] (0:11.49)	0:34.25 [6] (0:11.03)	0:23.22 [4] (0:11.17)	0:34.25	
2	3 WOODSTOCK ROCK Ryan Wiggins	5	68.5 1000m	0:07.46 Overall	1:15.77 [2] (0:07.46)	1:08.31 [1] (0:10.94)	0:57.37 [1] (0:10.79)	0:46.58 [1] (0:11.54)	0:35.04 [1] (0:11.04)	0:24.00 [1] (0:11.47)	0:35.04	+2
3	5 ACEDROD Jackson Murphy	6	68.4 1200m	0:07.61 Overall	1:15.82 [3] (0:07.61)	1:08.21 [4] (0:10.81)	0:57.40 [2] (0:10.83)	0:46.57 [2] (0:11.55)	0:35.02 [2] (0:11.28)	0:23.74 [2] (0:11.44)	0:35.02	+1
4	4 UNDERRATED Justin Stanley	4	67.1 1200m	0:07.73 Overall	1:15.89 [4] (0:07.73)	1:08.16 [6] (0:11.00)	0:57.16 [6] (0:11.17)	0:45.99 [7] (0:11.43)	0:34.56 [7] (0:11.15)	0:23.41 [7] (0:11.26)	0:34.56	+3
5	6 ROTHFURY Liv O'Donnell	2	66.7 1200m	0:07.62 Overall	1:15.95 [5] (0:07.62)	1:08.33 [5] (0:11.00)	0:57.33 [5] (0:10.98)	0:46.35 [4] (0:11.47)	0:34.88 [4] (0:11.18)	0:23.70 [5] (0:11.35)	0:34.88	+1
6	2 WHAT A DOOZY Justin Huxtable	3	67.5 1000m	0:07.55 Overall	1:16.50 [6] (0:07.55)	1:08.95 [3] (0:10.91)	0:58.04 [3] (0:11.03)	0:47.01 [3] (0:11.55)	0:35.46 [3] (0:11.14)	0:24.32 [3] (0:11.61)	0:35.46	+1
7	7 MORE STYLISH Warwick Satherley	7	67.8 1200m	0:07.84 Overall	1:16.52 [7] (0:07.84)	1:08.68 [7] (0:11.00)	0:57.68 [7] (0:11.03)	0:46.65 [6] (0:11.31)	0:35.34 [5] (0:11.13)	0:24.21 [6] (0:11.68)	0:35.34	+5

[] Ranking at each section and finish
 -:-:- No data available at this section
 NA No data available

SCN Saddle cloth number
 DNF Did not finish
 DNT Did not track



Rockhampton QLD Professional

Race 2: GREAT NORTHERN QTIS Three-Year-Old Handicap - 1300m

09 January 2025 - 14:47



Track Rating: Good 4, Weather: Fine, Rail Position: +5m Entire

Section							200m			Last 600m
Field Times							0:12.22			0:34.73
Rank	TAB	Horse/Jockey	Barrier	Top Speed [km/h]	Fastest Section	Margin				Distance Travelled [m]
1	1	SCRUB CHAIN Olivia Kendal	1	67.3 600m	0:07.52 Overall	0:12.05 [2] (0:12.05)	1:15.46		0:34.25	
2	3	WOODSTOCK ROCK Ryan Wiggins	5	68.5 1000m	0:07.46 Overall	0:12.53 [1] (0:12.53)	1.8L		0:35.04	+2
3	5	ACEDROD Jackson Murphy	6	68.4 1200m	0:07.61 Overall	0:12.30 [3] (0:12.30)	2.09L		0:35.02	+1
4	4	UNDERRATED Justin Stanley	4	67.1 1200m	0:07.73 Overall	0:12.15 [5] (0:12.15)	2.53L		0:34.56	+3
5	6	ROTHFURY Liv O'Donnell	2	66.7 1200m	0:07.62 Overall	0:12.35 [4] (0:12.35)	2.87L		0:34.88	+1
6	2	WHAT A DOOZY Justin Huxtable	3	67.5 1000m	0:07.55 Overall	0:12.71 [6] (0:12.71)	6.1L		0:35.46	+1
7	7	MORE STYLISH Warwick Satherley	7	67.8 1200m	0:07.84 Overall	0:12.53 [7] (0:12.53)	6.24L		0:35.34	+5



Horse/Jockey Name	Scrub Chain
Final Rank	1
Fastest Section Time (Section)	0:07.52 (Overall)
Top Speed [km/h] (Section)	67.3 (600m)
Race State	Finished



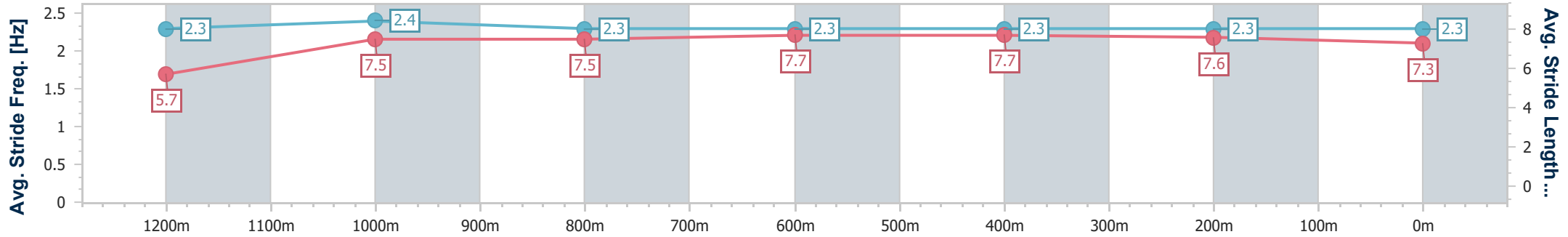
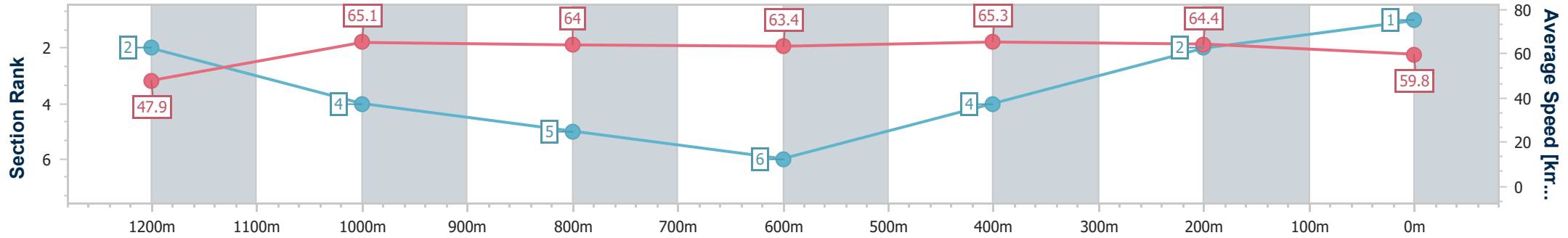
Rockhampton QLD Professional
Race 2: GREAT NORTHERN QTIS Three-Year-Old Handicap - 1300m

09 January 2025 - 14:47

Track Rating: Good 4, Weather: Fine, Rail Position: +5m Entire



Section	Overall	1200m	1000m	800m	600m	400m	200m
Section Times	1:15.46 [1] (0:07.52)	1:07.94 [2] (0:11.04)	0:56.90 [4] (0:11.16)	0:45.74 [5] (0:11.49)	0:34.25 [6] (0:11.03)	0:23.22 [4] (0:11.17)	0:12.05 [2]
Average Speed [km/h]	47.9	65.1	64.0	63.4	65.3	64.4	59.8
Top Speed [km/h]	62.1	66.5	65.5	64.3	67.3	66.2	62.7
Avg. Dist. to Rail [m]	1.4	1.5	1.5	1.5	3.2	4.8	5.5
Avg. Stride Freq. [Hz]	2.3	2.4	2.3	2.3	2.3	2.3	2.3
Avg. Stride Length [m]	5.7	7.5	7.5	7.7	7.7	7.6	7.3



- [] Ranking at each section and finish
- .-.- No data available at this section
- NA No data available



Horse/Jockey Name	Woodstock Rock
Final Rank	2
Fastest Section Time (Section)	0:07.46 (Overall)
Top Speed [km/h] (Section)	68.5 (1000m)
Race State	Finished



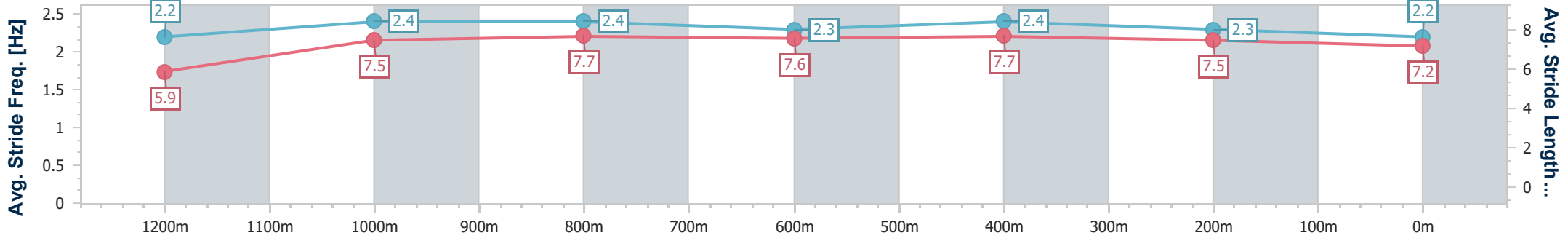
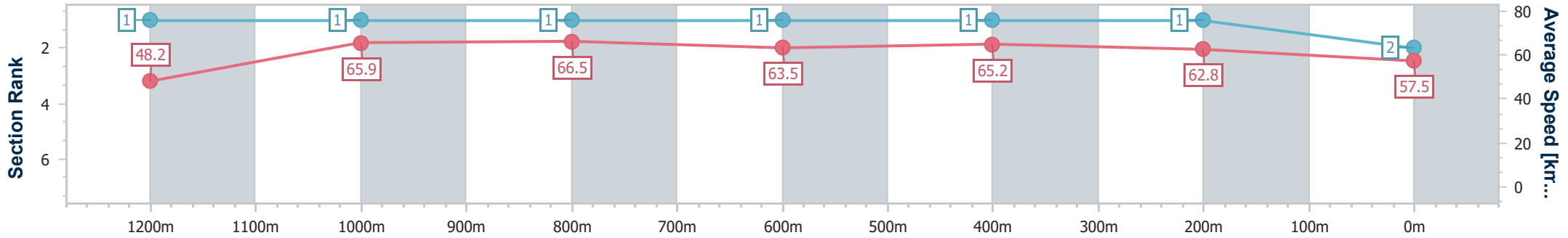
Rockhampton QLD Professional
Race 2: GREAT NORTHERN QTIS Three-Year-Old Handicap - 1300m

09 January 2025 - 14:47

Track Rating: Good 4, Weather: Fine, Rail Position: +5m Entire



Section	Overall	1200m	1000m	800m	600m	400m	200m
Section Times	1:15.77 [2] (0:07.46)	1:08.31 [1] (0:10.94)	0:57.37 [1] (0:10.79)	0:46.58 [1] (0:11.54)	0:35.04 [1] (0:11.04)	0:24.00 [1] (0:11.47)	0:12.53 [1] (0:12.53)
Average Speed [km/h]	48.2	65.9	66.5	63.5	65.2	62.8	57.5
Top Speed [km/h]	63.8	67.9	68.5	65.3	66.3	65.0	60.7
Avg. Dist. to Rail [m]	5.0	1.1	0.7	2.1	2.0	1.9	2.8
Avg. Stride Freq. [Hz]	2.2	2.4	2.4	2.3	2.4	2.3	2.2
Avg. Stride Length [m]	5.9	7.5	7.7	7.6	7.7	7.5	7.2



- [] Ranking at each section and finish
- .-.- No data available at this section
- NA No data available



Horse/Jockey Name	Acedrod
Final Rank	3
Fastest Section Time (Section)	0:07.61 (Overall)
Top Speed [km/h] (Section)	68.4 (1200m)
Race State	Finished



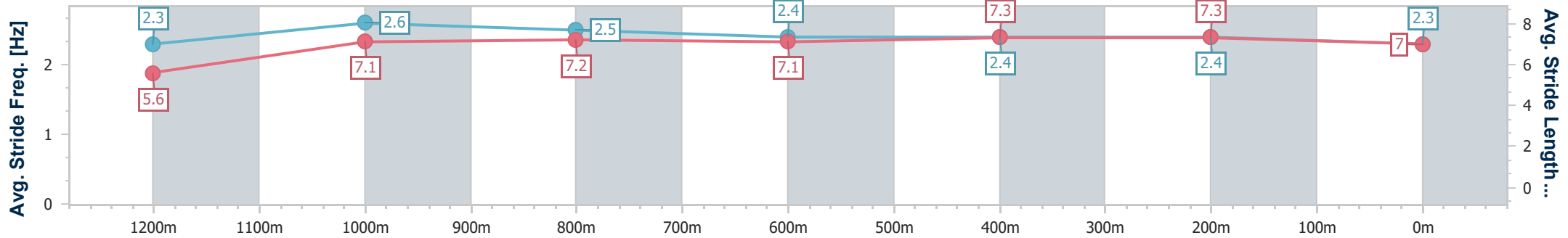
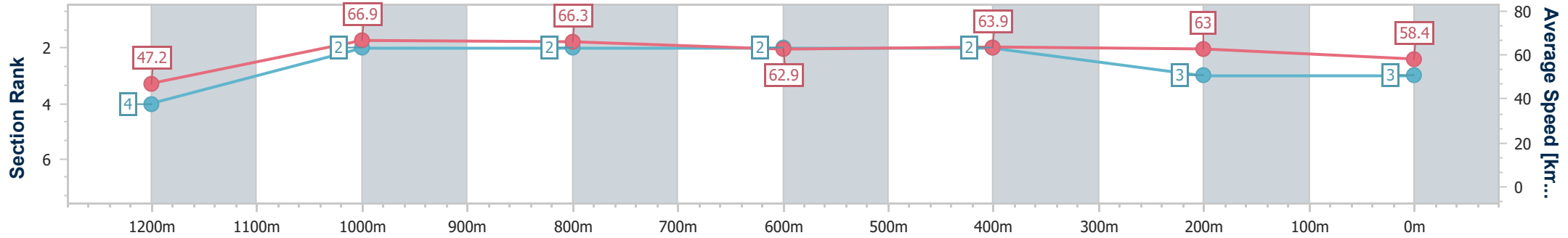
Rockhampton QLD Professional
Race 2: GREAT NORTHERN QTIS Three-Year-Old Handicap - 1300m

09 January 2025 - 14:47

Track Rating: Good 4, Weather: Fine, Rail Position: +5m Entire



Section	Overall	1200m	1000m	800m	600m	400m	200m
Section Times	1:15.82 [3] (0:07.61)	1:08.21 [4] (0:10.81)	0:57.40 [2] (0:10.83)	0:46.57 [2] (0:11.55)	0:35.02 [2] (0:11.28)	0:23.74 [2] (0:11.44)	0:12.30 [3] (0:12.30)
Average Speed [km/h]	47.2	66.9	66.3	62.9	63.9	63.0	58.4
Top Speed [km/h]	64.0	68.4	67.4	64.7	64.9	64.0	62.1
Avg. Dist. to Rail [m]	5.8	1.8	0.5	1.4	3.3	3.4	4.5
Avg. Stride Freq. [Hz]	2.3	2.6	2.5	2.4	2.4	2.4	2.3
Avg. Stride Length [m]	5.6	7.1	7.2	7.1	7.3	7.3	7.0



- [] Ranking at each section and finish
- .-.- No data available at this section
- NA No data available



Horse/Jockey Name	Underrated
Final Rank	4
Fastest Section Time (Section)	0:07.73 (Overall)
Top Speed [km/h] (Section)	67.1 (1200m)
Race State	Finished



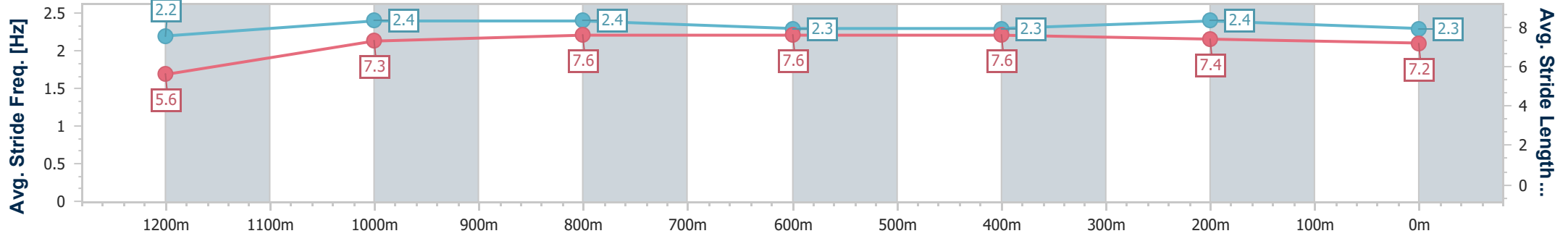
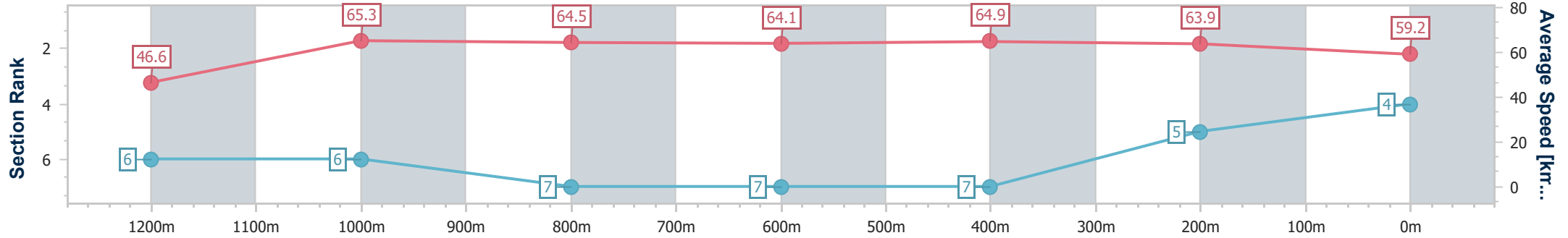
Rockhampton QLD Professional
Race 2: GREAT NORTHERN QTIS Three-Year-Old Handicap - 1300m

09 January 2025 - 14:47

Track Rating: Good 4, Weather: Fine, Rail Position: +5m Entire



Section	Overall	1200m	1000m	800m	600m	400m	200m
Section Times	1:15.89 [4] (0:07.73)	1:08.16 [6] (0:11.00)	0:57.16 [6] (0:11.17)	0:45.99 [7] (0:11.43)	0:34.56 [7] (0:11.15)	0:23.41 [7] (0:11.26)	0:12.15 [5] (0:12.15)
Average Speed [km/h]	46.6	65.3	64.5	64.1	64.9	63.9	59.2
Top Speed [km/h]	60.3	67.1	66.5	65.8	65.4	65.5	62.3
Avg. Dist. to Rail [m]	3.0	1.1	0.7	2.4	4.3	7.3	7.6
Avg. Stride Freq. [Hz]	2.2	2.4	2.4	2.3	2.3	2.4	2.3
Avg. Stride Length [m]	5.6	7.3	7.6	7.6	7.6	7.4	7.2



- [] Ranking at each section and finish
- .-.- No data available at this section
- NA No data available



Horse/Jockey Name	Rothfury
Final Rank	5
Fastest Section Time (Section)	0:07.62 (Overall)
Top Speed [km/h] (Section)	66.7 (1200m)
Race State	Finished



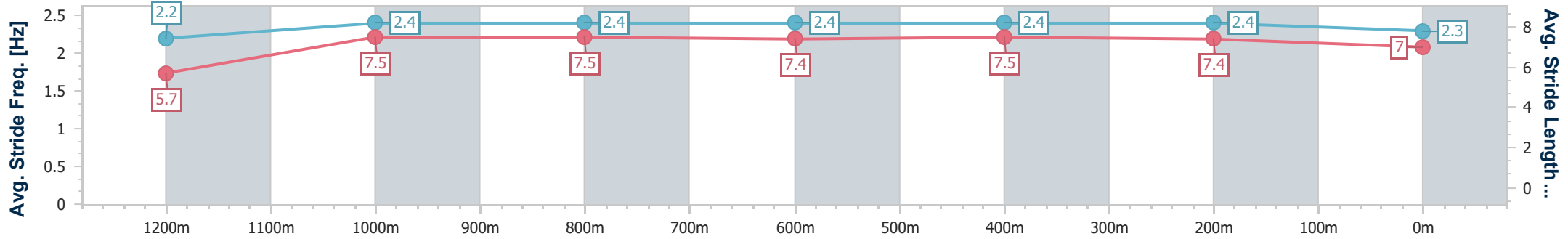
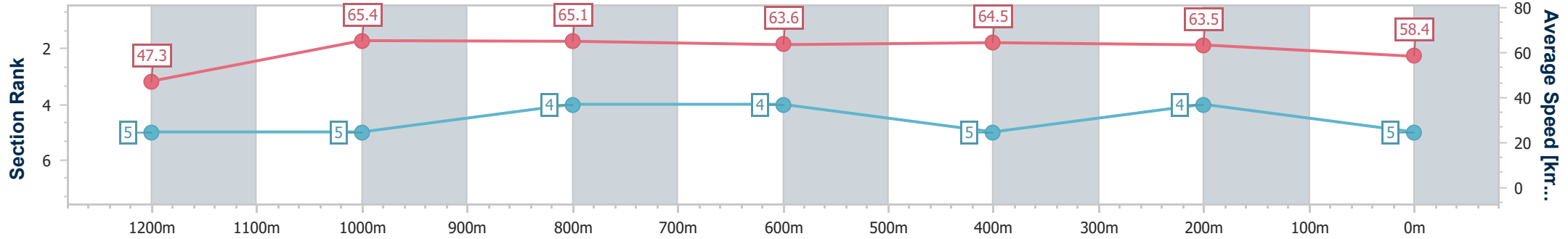
Rockhampton QLD Professional
Race 2: GREAT NORTHERN QTIS Three-Year-Old Handicap - 1300m

09 January 2025 - 14:47

Track Rating: Good 4, Weather: Fine, Rail Position: +5m Entire



Section	Overall	1200m	1000m	800m	600m	400m	200m
Section Times	1:15.95 [5] (0:07.62)	1:08.33 [5] (0:11.00)	0:57.33 [5] (0:10.98)	0:46.35 [4] (0:11.47)	0:34.88 [4] (0:11.18)	0:23.70 [5] (0:11.35)	0:12.35 [4]
Average Speed [km/h]	47.3	65.4	65.1	63.6	64.5	63.5	58.4
Top Speed [km/h]	62.2	66.7	66.4	64.2	66.2	65.4	61.6
Avg. Dist. to Rail [m]	1.8	1.3	1.0	1.8	3.5	5.4	6.3
Avg. Stride Freq. [Hz]	2.2	2.4	2.4	2.4	2.4	2.4	2.3
Avg. Stride Length [m]	5.7	7.5	7.5	7.4	7.5	7.4	7.0



- [] Ranking at each section and finish
- .-.- No data available at this section
- NA No data available



Horse/Jockey Name	What A Doozy
Final Rank	6
Fastest Section Time (Section)	0:07.55 (Overall)
Top Speed [km/h] (Section)	67.5 (1000m)
Race State	Finished



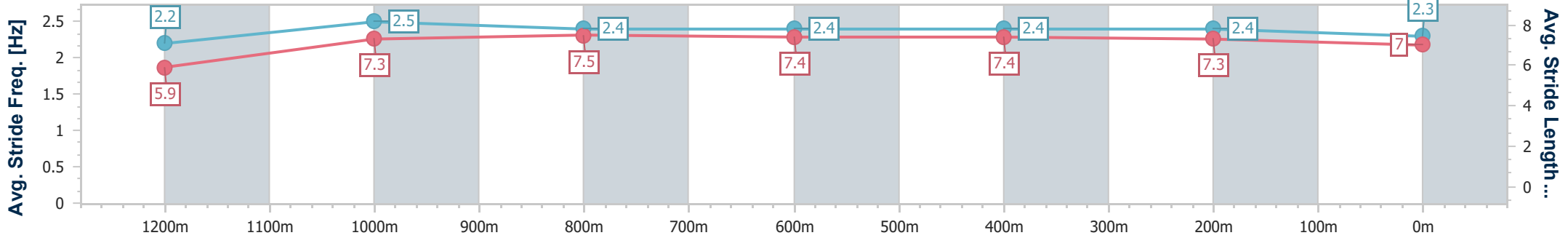
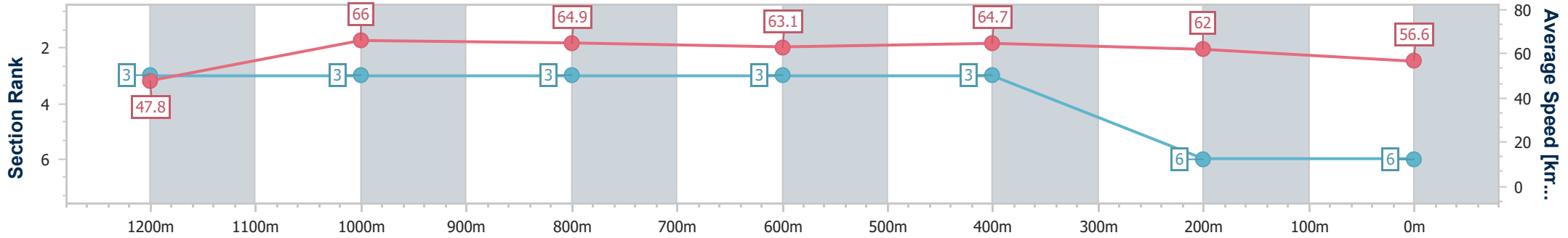
Rockhampton QLD Professional
Race 2: GREAT NORTHERN QTIS Three-Year-Old Handicap - 1300m

09 January 2025 - 14:47

Track Rating: Good 4, Weather: Fine, Rail Position: +5m Entire



Section	Overall	1200m	1000m	800m	600m	400m	200m
Section Times	1:16.50 [6] (0:07.55)	1:08.95 [3] (0:10.91)	0:58.04 [3] (0:11.03)	0:47.01 [3] (0:11.55)	0:35.46 [3] (0:11.14)	0:24.32 [3] (0:11.61)	0:12.71 [6] (0:12.71)
Average Speed [km/h]	47.8	66.0	64.9	63.1	64.7	62.0	56.6
Top Speed [km/h]	62.6	67.1	67.5	64.3	65.8	64.7	59.2
Avg. Dist. to Rail [m]	3.0	0.6	1.0	1.6	2.3	2.3	2.7
Avg. Stride Freq. [Hz]	2.2	2.5	2.4	2.4	2.4	2.4	2.3
Avg. Stride Length [m]	5.9	7.3	7.5	7.4	7.4	7.3	7.0



- [] Ranking at each section and finish
- .-.- No data available at this section
- NA No data available



Horse/Jockey Name	More Stylish
Final Rank	7
Fastest Section Time (Section)	0:07.84 (Overall)
Top Speed [km/h] (Section)	67.8 (1200m)
Race State	Finished



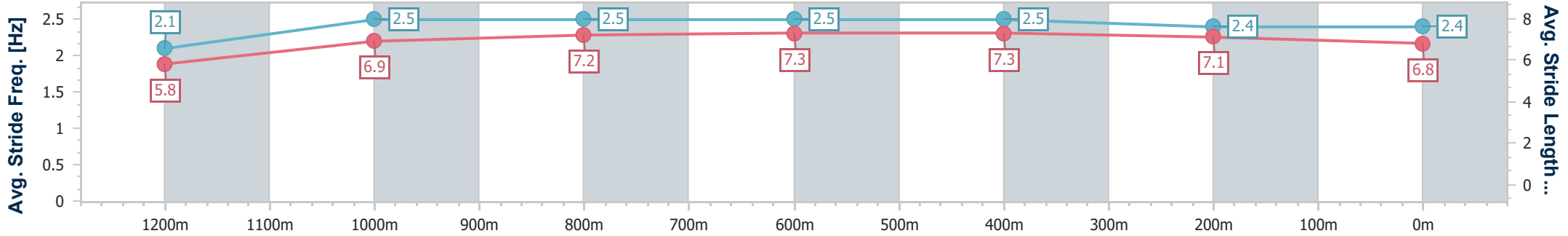
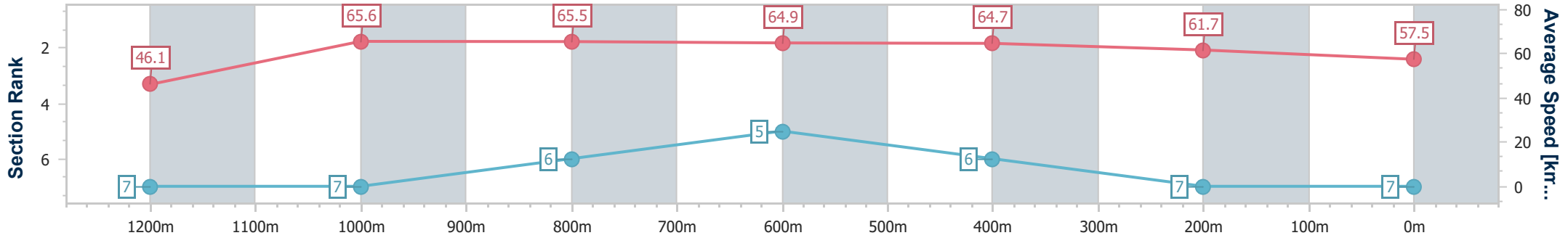
Rockhampton QLD Professional
Race 2: GREAT NORTHERN QTIS Three-Year-Old Handicap - 1300m

09 January 2025 - 14:47

Track Rating: Good 4, Weather: Fine, Rail Position: +5m Entire



Section	Overall	1200m	1000m	800m	600m	400m	200m
Section Times	1:16.52 [7] (0:07.84)	1:08.68 [7] (0:11.00)	0:57.68 [7] (0:11.03)	0:46.65 [6] (0:11.31)	0:35.34 [5] (0:11.13)	0:24.21 [6] (0:11.68)	0:12.53 [7] (0:12.53)
Average Speed [km/h]	46.1	65.6	65.5	64.9	64.7	61.7	57.5
Top Speed [km/h]	59.2	67.8	66.8	65.8	65.3	64.1	60.2
Avg. Dist. to Rail [m]	6.8	0.9	0.8	2.3	4.0	4.4	4.6
Avg. Stride Freq. [Hz]	2.1	2.5	2.5	2.5	2.5	2.4	2.4
Avg. Stride Length [m]	5.8	6.9	7.2	7.3	7.3	7.1	6.8



- [] Ranking at each section and finish
- .-.- No data available at this section
- NA No data available



Rockhampton QLD Professional

Race 3: CAP YEARLING ENTRIES CLOSE 31 JANUARY Maiden Handicap - 1300m

09 January 2025 - 15:28



Track Rating: Good 4, Weather: Fine, Rail Position: +5m Entire

Section		Overall	1200m	1000m	800m	600m	400m	Last 600m				
Field Times		1:15.45 (0:06.77)	1:08.68 (0:11.42)	0:57.26 (0:11.57)	0:45.69 (0:12.12)	0:33.57 (0:11.22)	0:22.35 (0:11.04)	0:33.57				
Rank	TAB Horse/Jockey	Barrier	Top Speed [km/h]	Fastest Section	Distance Travelled [m]							
1	9 BOYFRIEND MATERIAL Justin Huxtable	4	67.9 400m	0:07.18 Overall	1:15.45 [1] (0:07.18)	1:08.27 [7] (0:11.51)	0:56.76 [7] (0:11.79)	0:44.97 [6] (0:12.01)	0:32.96 [6] (0:10.88)	0:22.08 [5] (0:10.77)	0:32.96	
2	3 MOMENT OF TRUTH Liv O'Donnell	7	68.2 600m	0:07.35 Overall	1:15.87 [2] (0:07.35)	1:08.52 [9] (0:11.64)	0:56.88 [9] (0:11.87)	0:45.01 [8] (0:11.91)	0:33.10 [8] (0:10.89)	0:22.21 [7] (0:10.84)	0:33.10	-4
3	2 AIN'T NOBODY Tasha Chambers	5	67.8 400m	0:06.94 Overall	1:15.88 [3] (0:06.94)	1:08.94 [5] (0:11.35)	0:57.59 [2] (0:11.76)	0:45.83 [2] (0:12.11)	0:33.72 [2] (0:11.08)	0:22.64 [2] (0:10.98)	0:33.72	+9
4	7 DARLING CLEMENTINE Olivia Kendal	1	66.6 600m	0:06.88 Overall	1:16.04 [4] (0:06.88)	1:09.16 [3] (0:11.59)	0:57.57 [3] (0:11.79)	0:45.78 [3] (0:11.98)	0:33.80 [3] (0:11.13)	0:22.67 [4] (0:11.08)	0:33.80	-2
5	1 ONE PERCENT Ryan Wiggins	9	66.2 400m	0:06.77 Overall	1:16.20 [5] (0:06.77)	1:09.43 [1] (0:11.42)	0:58.01 [1] (0:11.57)	0:46.44 [1] (0:12.12)	0:34.32 [1] (0:11.22)	0:23.10 [1] (0:11.10)	0:34.32	+3
6	4 EMBELLISHED EYES Georgina Cartwright	2	66.1 600m	0:06.89 Overall	1:16.87 [6] (0:06.89)	1:09.98 [4] (0:11.72)	0:58.26 [5] (0:11.79)	0:46.47 [5] (0:11.97)	0:34.50 [5] (0:11.12)	0:23.38 [6] (0:11.20)	0:34.50	+4
7	5 JOLIE APOLLINE Amy Graham	10	66.0 600m	0:06.80 Overall	1:17.37 [7] (0:06.80)	1:10.57 [2] (0:11.75)	0:58.82 [4] (0:11.78)	0:47.04 [4] (0:11.93)	0:35.11 [4] (0:11.05)	0:24.06 [3] (0:11.57)	0:35.11	+7
8	8 NEO DIAMOND McKenzie Apel	6	65.7 600m	0:07.01 Overall	1:17.57 [8] (0:07.01)	1:10.56 [6] (0:11.67)	0:58.89 [6] (0:12.30)	0:46.59 [9] (0:12.00)	0:34.59 [10] (0:11.10)	0:23.49 [9] (0:11.41)	0:34.59	+0
9	11 PITLECO LASS Jackson Murphy	3	65.5 600m	0:07.69 Overall	1:17.59 [9] (0:07.69)	1:09.90 [11] (0:11.67)	0:58.23 [10] (0:11.91)	0:46.32 [10] (0:11.71)	0:34.61 [9] (0:11.13)	0:23.48 [10] (0:11.36)	0:34.61	+1
10	6 MISS PALLADIUM Justin Stanley	11	66.4 600m	0:07.66 Overall	1:17.62 [10] (0:07.66)	1:09.96 [10] (0:11.85)	0:58.11 [11] (0:12.18)	0:45.93 [11] (0:11.86)	0:34.07 [11] (0:11.13)	0:22.94 [11] (0:11.10)	0:34.07	+4

[] Ranking at each section and finish
 -:-:- No data available at this section
 NA No data available

SCN Saddle cloth number
 DNF Did not finish
 DNT Did not track



Rockhampton QLD Professional
Race 3: CAP YEARLING ENTRIES CLOSE 31 JANUARY Maiden
Handicap - 1300m
09 January 2025 - 15:28



Track Rating: Good 4, Weather: Fine, Rail Position: +5m Entire

Section	Overall	1200m	1000m	800m	600m	400m	Last 600m
Field Times	1:15.45 (0:06.77)	1:08.68 (0:11.42)	0:57.26 (0:11.57)	0:45.69 (0:12.12)	0:33.57 (0:11.22)	0:22.35 (0:11.04)	0:33.57

Rank	TAB	Horse/Jockey	Barrier	Top Speed [km/h]	Fastest Section	Overall	1200m	1000m	800m	600m	400m	Last 600m	Distance Travelled [m]
11	10	SIRENE	8	66.1	0:07.27	1:17.65 [11]	1:10.38 [8]	0:58.91 [8]	0:46.84 [7]	0:34.89 [7]	0:23.75 [8]	0:34.89	+4
		Warwick Satherley		400m	Overall	(0:07.27)	(0:11.47)	(0:12.07)	(0:11.95)	(0:11.14)	(0:11.42)		

[] Ranking at each section and finish
 -:-:-:- No data available at this section
 NA No data available

SCN Saddle cloth number
 DNF Did not finish
 DNT Did not track



Rockhampton QLD Professional
Race 3: CAP YEARLING ENTRIES CLOSE 31 JANUARY Maiden
Handicap - 1300m
09 January 2025 - 15:28



Track Rating: Good 4, Weather: Fine, Rail Position: +5m Entire

Section				200m				Last 600m	
Field Times				0:11.31 (0:11.31)				0:33.57	
Rank	TAB	Horse/Jockey	Barrier	Top Speed [km/h]	Fastest Section	Margin			Distance Travelled [m]
1	9	BOYFRIEND MATERIAL Justin Huxtable	4	67.9 400m	0:07.18 Overall	0:11.31 [1] (0:11.31)	1:15.45		0:32.96
2	3	MOMENT OF TRUTH Liv O'Donnell	7	68.2 600m	0:07.35 Overall	0:11.37 [5] (0:11.37)	2.51L		0:33.10 -4
3	2	AIN'T NOBODY Tasha Chambers	5	67.8 400m	0:06.94 Overall	0:11.66 [3] (0:11.66)	2.53L		0:33.72 +9
4	7	DARLING CLEMENTINE Olivia Kendal	1	66.6 600m	0:06.88 Overall	0:11.59 [4] (0:11.59)	3.5L		0:33.80 -2
5	1	ONE PERCENT Ryan Wiggins	9	66.2 400m	0:06.77 Overall	0:12.00 [2] (0:12.00)	4.42L		0:34.32 +3
6	4	EMBELLISHED EYES Georgina Cartwright	2	66.1 600m	0:06.89 Overall	0:12.18 [6] (0:12.18)	8.36L		0:34.50 +4
7	5	JOLIE APOLLINE Amy Graham	10	66.0 600m	0:06.80 Overall	0:12.49 [7] (0:12.49)	11.32L		0:35.11 +7
8	8	NEO DIAMOND McKenzie Apel	6	65.7 600m	0:07.01 Overall	0:12.08 [10] (0:12.08)	12.5L		0:34.59 +0
9	11	PITLECO LASS Jackson Murphy	3	65.5 600m	0:07.69 Overall	0:12.12 [9] (0:12.12)	12.63L		0:34.61 +1
10	6	MISS PALLADIUM Justin Stanley	11	66.4 600m	0:07.66 Overall	0:11.84 [11] (0:11.84)	12.81L		0:34.07 +4

[] Ranking at each section and finish
 -:-:- No data available at this section
 NA No data available

SCN Saddle cloth number
 DNF Did not finish
 DNT Did not track



Rockhampton QLD Professional
Race 3: CAP YEARLING ENTRIES CLOSE 31 JANUARY Maiden
Handicap - 1300m
09 January 2025 - 15:28



Track Rating: Good 4, Weather: Fine, Rail Position: +5m Entire

Section				200m				Last 600m		
Field Times				0:11.31 (0:11.31)				0:33.57		
Rank	TAB	Horse/Jockey	Barrier	Top Speed [km/h]	Fastest Section	Margin			Distance Travelled [m]	
11	10	SIRENE	8	66.1	0:07.27	0:12.33 [8]	12.94L		0:34.89	+4
		Warwick Satherley		400m	Overall	(0:12.33)				

[] Ranking at each section and finish
 -:-:- No data available at this section
 NA No data available

SCN Saddle cloth number
 DNF Did not finish
 DNT Did not track



Horse/Jockey Name	Boyfriend Material
Final Rank	1
Fastest Section Time (Section)	0:07.18 (Overall)
Top Speed [km/h] (Section)	67.9 (400m)
Race State	Finished



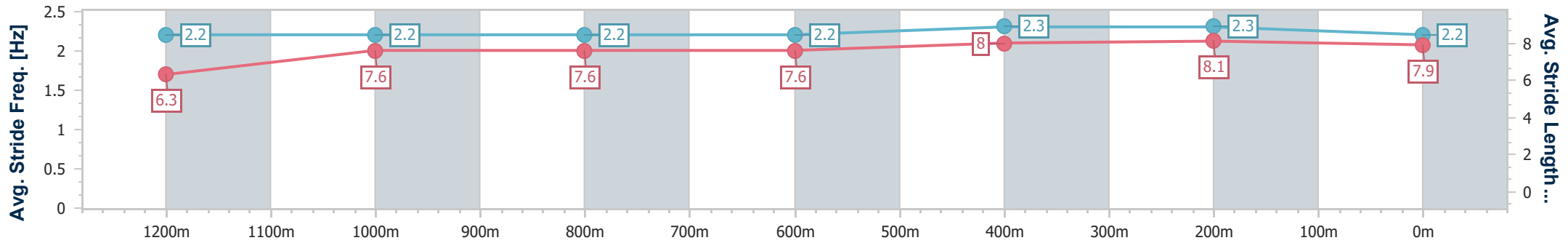
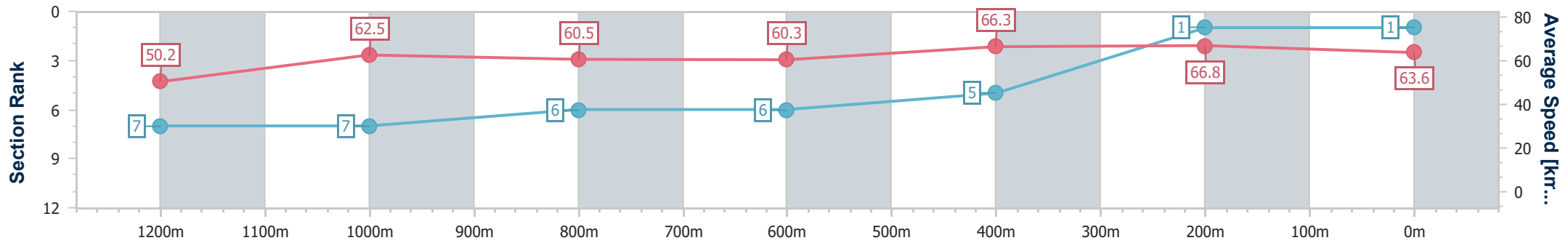
Rockhampton QLD Professional
Race 3: CAP YEARLING ENTRIES CLOSE 31 JANUARY Maiden Handicap - 1300m

09 January 2025 - 15:28

Track Rating: Good 4, Weather: Fine, Rail Position: +5m Entire



Section	Overall	1200m	1000m	800m	600m	400m	200m
Section Times	1:15.45 [1] (0:07.18)	1:08.27 [7] (0:11.51)	0:56.76 [7] (0:11.79)	0:44.97 [6] (0:12.01)	0:32.96 [6] (0:10.88)	0:22.08 [5] (0:10.77)	0:11.31 [1] (0:11.31)
Average Speed [km/h]	50.2	62.5	60.5	60.3	66.3	66.8	63.6
Top Speed [km/h]	63.5	63.6	62.2	63.4	67.6	67.9	66.3
Avg. Dist. to Rail [m]	2.8	1.9	1.6	1.0	3.2	4.7	3.9
Avg. Stride Freq. [Hz]	2.2	2.2	2.2	2.2	2.3	2.3	2.2
Avg. Stride Length [m]	6.3	7.6	7.6	7.6	8.0	8.1	7.9



- [] Ranking at each section and finish
- .-.- No data available at this section
- NA No data available



Horse/Jockey Name	Moment Of Truth
Final Rank	2
Fastest Section Time (Section)	0:07.35 (Overall)
Top Speed [km/h] (Section)	68.2 (600m)
Race State	Finished



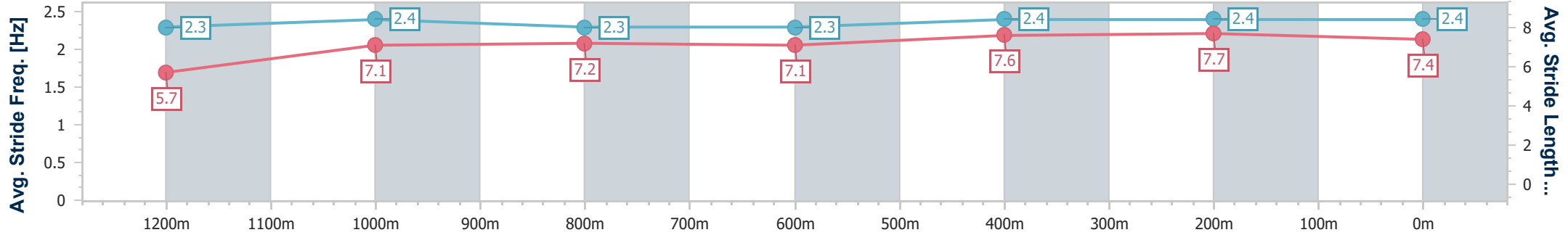
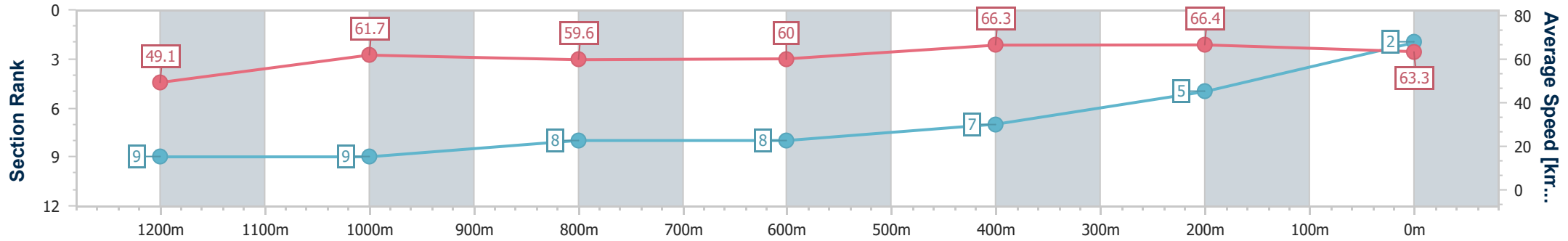
Rockhampton QLD Professional
 Race 3: CAP YEARLING ENTRIES CLOSE 31 JANUARY Maiden Handicap - 1300m

09 January 2025 - 15:28

Track Rating: Good 4, Weather: Fine, Rail Position: +5m Entire



Section	Overall	1200m	1000m	800m	600m	400m	200m
Section Times	1:15.87 [2] (0:07.35)	1:08.52 [9] (0:11.64)	0:56.88 [9] (0:11.87)	0:45.01 [8] (0:11.91)	0:33.10 [8] (0:10.89)	0:22.21 [7] (0:10.84)	0:11.37 [5]
Average Speed [km/h]	49.1	61.7	59.6	60.0	66.3	66.4	63.3
Top Speed [km/h]	63.7	65.0	62.7	62.4	68.2	67.9	66.5
Avg. Dist. to Rail [m]	3.9	3.2	3.0	1.1	1.9	5.2	7.3
Avg. Stride Freq. [Hz]	2.3	2.4	2.3	2.3	2.4	2.4	2.4
Avg. Stride Length [m]	5.7	7.1	7.2	7.1	7.6	7.7	7.4



- [] Ranking at each section and finish
- .-.- No data available at this section
- NA No data available



Horse/Jockey Name	Ain't Nobody
Final Rank	3
Fastest Section Time (Section)	0:06.94 (Overall)
Top Speed [km/h] (Section)	67.8 (400m)
Race State	Finished



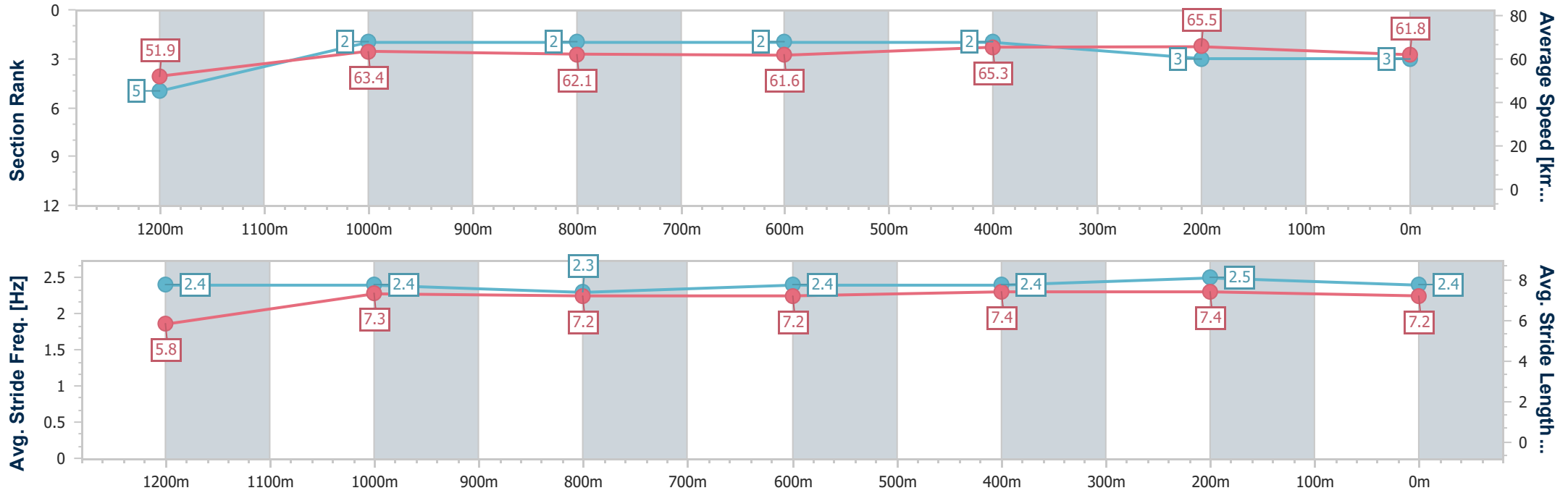
Rockhampton QLD Professional
 Race 3: CAP YEARLING ENTRIES CLOSE 31 JANUARY Maiden
 Handicap - 1300m



09 January 2025 - 15:28

Track Rating: Good 4, Weather: Fine, Rail Position: +5m Entire

Section	Overall	1200m	1000m	800m	600m	400m	200m
Section Times	1:15.88 [3] (0:06.94)	1:08.94 [5] (0:11.35)	0:57.59 [2] (0:11.76)	0:45.83 [2] (0:12.11)	0:33.72 [2] (0:11.08)	0:22.64 [2] (0:10.98)	0:11.66 [3] (0:11.66)
Average Speed [km/h]	51.9	63.4	62.1	61.6	65.3	65.5	61.8
Top Speed [km/h]	60.7	64.9	64.1	63.7	67.8	67.8	64.5
Avg. Dist. to Rail [m]	3.8	0.4	1.6	4.8	3.8	4.8	5.6
Avg. Stride Freq. [Hz]	2.4	2.4	2.3	2.4	2.4	2.5	2.4
Avg. Stride Length [m]	5.8	7.3	7.2	7.2	7.4	7.4	7.2



- [] Ranking at each section and finish
- .-.- No data available at this section
- NA No data available



Horse/Jockey Name	Darling Clementine
Final Rank	4
Fastest Section Time (Section)	0:06.88 (Overall)
Top Speed [km/h] (Section)	66.6 (600m)
Race State	Finished



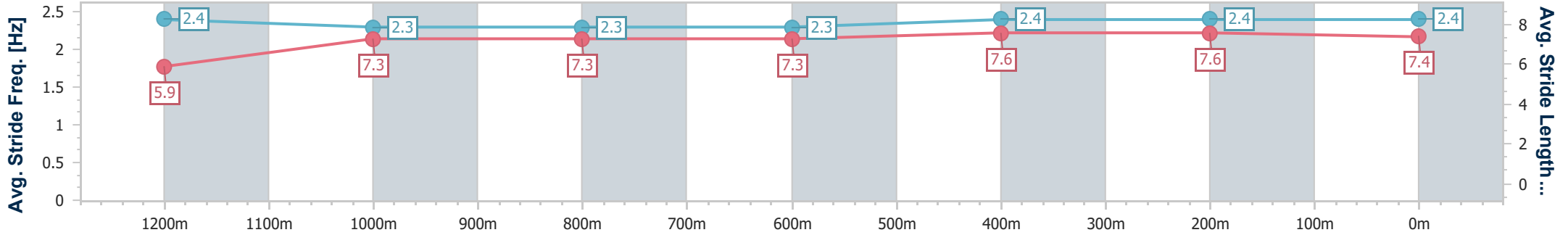
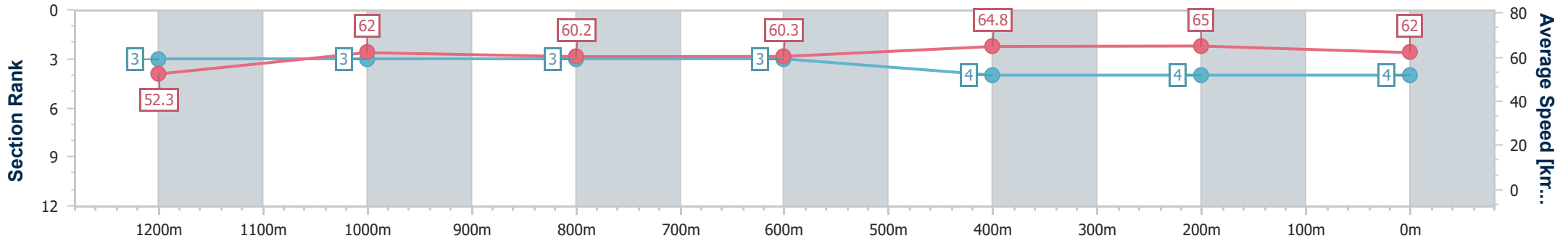
Rockhampton QLD Professional
 Race 3: CAP YEARLING ENTRIES CLOSE 31 JANUARY Maiden
 Handicap - 1300m



09 January 2025 - 15:28

Track Rating: Good 4, Weather: Fine, Rail Position: +5m Entire

Section	Overall	1200m	1000m	800m	600m	400m	200m
Section Times	1:16.04 [4] (0:06.88)	1:09.16 [3] (0:11.59)	0:57.57 [3] (0:11.79)	0:45.78 [3] (0:11.98)	0:33.80 [3] (0:11.13)	0:22.67 [4] (0:11.08)	0:11.59 [4] (0:11.59)
Average Speed [km/h]	52.3	62.0	60.2	60.3	64.8	65.0	62.0
Top Speed [km/h]	60.2	62.9	61.6	62.5	66.6	66.1	64.2
Avg. Dist. to Rail [m]	1.1	2.1	2.1	1.2	2.5	4.6	5.9
Avg. Stride Freq. [Hz]	2.4	2.3	2.3	2.3	2.4	2.4	2.4
Avg. Stride Length [m]	5.9	7.3	7.3	7.3	7.6	7.6	7.4



- [] Ranking at each section and finish
- .-.- No data available at this section
- NA No data available



Horse/Jockey Name	One Percent
Final Rank	5
Fastest Section Time (Section)	0:06.77 (Overall)
Top Speed [km/h] (Section)	66.2 (400m)
Race State	Finished



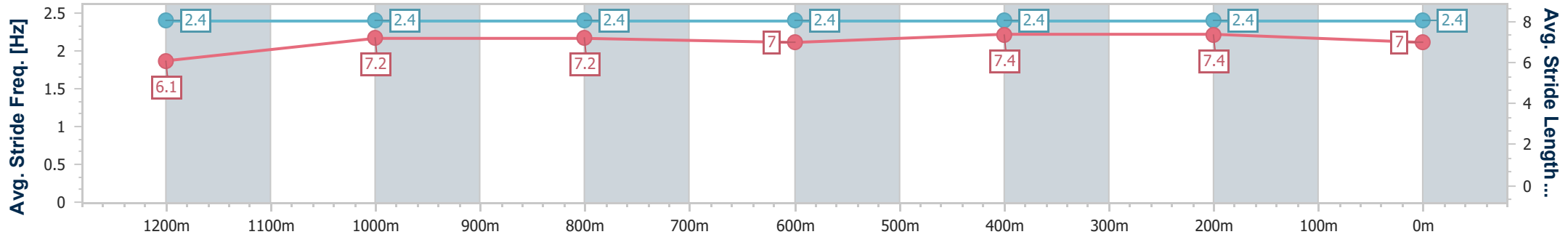
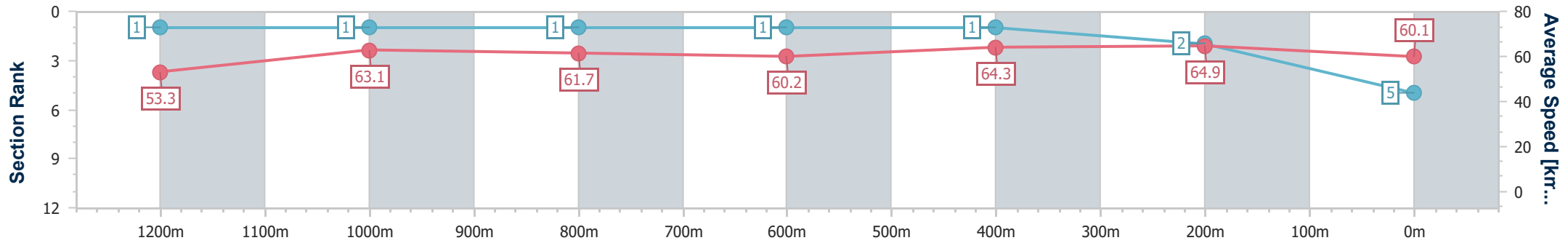
Rockhampton QLD Professional
Race 3: CAP YEARLING ENTRIES CLOSE 31 JANUARY Maiden Handicap - 1300m



09 January 2025 - 15:28

Track Rating: Good 4, Weather: Fine, Rail Position: +5m Entire

Section	Overall	1200m	1000m	800m	600m	400m	200m
Section Times	1:16.20 [5] (0:06.77)	1:09.43 [1] (0:11.42)	0:58.01 [1] (0:11.57)	0:46.44 [1] (0:12.12)	0:34.32 [1] (0:11.22)	0:23.10 [1] (0:11.10)	0:12.00 [2] (0:12.00)
Average Speed [km/h]	53.3	63.1	61.7	60.2	64.3	64.9	60.1
Top Speed [km/h]	61.8	63.6	63.2	63.0	66.1	66.2	63.6
Avg. Dist. to Rail [m]	6.6	0.7	1.3	1.8	2.5	2.5	2.7
Avg. Stride Freq. [Hz]	2.4	2.4	2.4	2.4	2.4	2.4	2.4
Avg. Stride Length [m]	6.1	7.2	7.2	7.0	7.4	7.4	7.0





Horse/Jockey Name	Embellished Eyes
Final Rank	6
Fastest Section Time (Section)	0:06.89 (Overall)
Top Speed [km/h] (Section)	66.1 (600m)
Race State	Finished



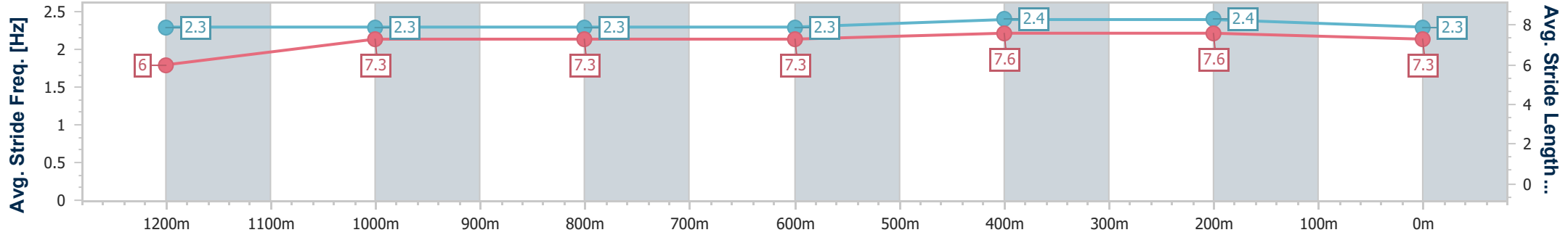
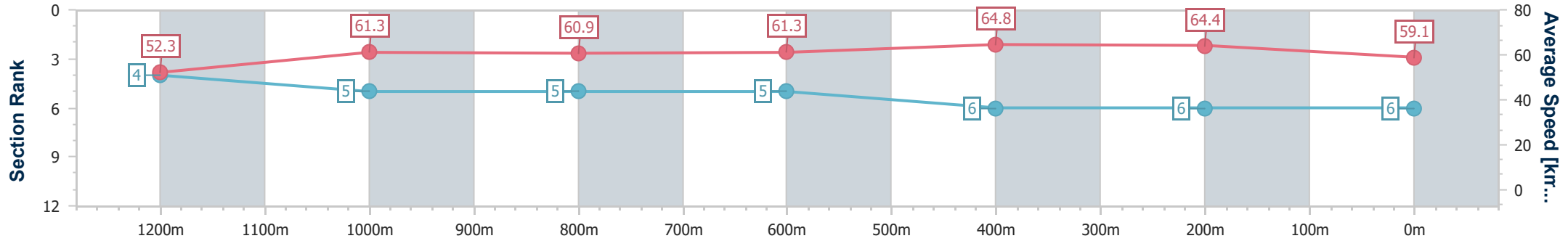
Rockhampton QLD Professional
Race 3: CAP YEARLING ENTRIES CLOSE 31 JANUARY Maiden Handicap - 1300m

09 January 2025 - 15:28

Track Rating: Good 4, Weather: Fine, Rail Position: +5m Entire



Section	Overall	1200m	1000m	800m	600m	400m	200m
Section Times	1:16.87 [6] (0:06.89)	1:09.98 [4] (0:11.72)	0:58.26 [5] (0:11.79)	0:46.47 [5] (0:11.97)	0:34.50 [5] (0:11.12)	0:23.38 [6] (0:11.20)	0:12.18 [6] (0:12.18)
Average Speed [km/h]	52.3	61.3	60.9	61.3	64.8	64.4	59.1
Top Speed [km/h]	60.4	61.7	62.9	62.9	66.1	65.4	62.0
Avg. Dist. to Rail [m]	2.2	0.8	0.5	2.4	5.6	7.7	8.1
Avg. Stride Freq. [Hz]	2.3	2.3	2.3	2.3	2.4	2.4	2.3
Avg. Stride Length [m]	6.0	7.3	7.3	7.3	7.6	7.6	7.3



- [] Ranking at each section and finish
- .-.- No data available at this section
- NA No data available



Horse/Jockey Name	Jolie Apolline
Final Rank	7
Fastest Section Time (Section)	0:06.80 (Overall)
Top Speed [km/h] (Section)	66.0 (600m)
Race State	Finished



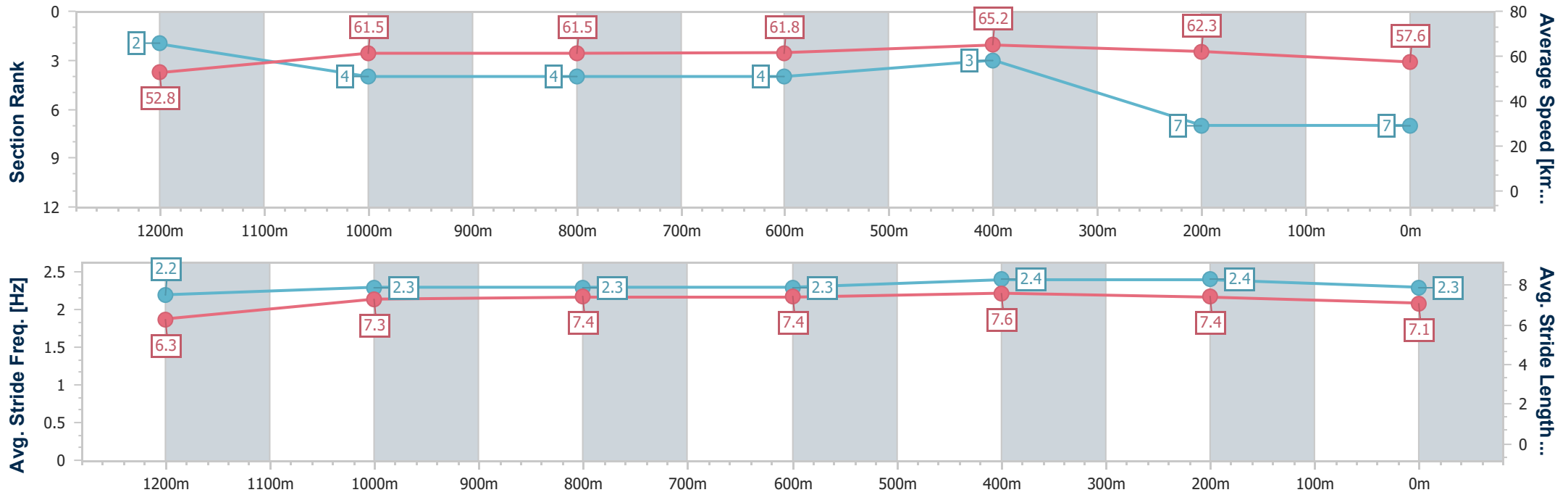
Rockhampton QLD Professional
Race 3: CAP YEARLING ENTRIES CLOSE 31 JANUARY Maiden Handicap - 1300m



09 January 2025 - 15:28

Track Rating: Good 4, Weather: Fine, Rail Position: +5m Entire

Section	Overall	1200m	1000m	800m	600m	400m	200m
Section Times	1:17.37 [7] (0:06.80)	1:10.57 [2] (0:11.75)	0:58.82 [4] (0:11.78)	0:47.04 [4] (0:11.93)	0:35.11 [4] (0:11.05)	0:24.06 [3] (0:11.57)	0:12.49 [7] (0:12.49)
Average Speed [km/h]	52.8	61.5	61.5	61.8	65.2	62.3	57.6
Top Speed [km/h]	59.1	62.6	62.4	63.4	66.0	64.3	60.4
Avg. Dist. to Rail [m]	7.9	1.2	0.9	2.7	4.4	5.9	7.7
Avg. Stride Freq. [Hz]	2.2	2.3	2.3	2.3	2.4	2.4	2.3
Avg. Stride Length [m]	6.3	7.3	7.4	7.4	7.6	7.4	7.1



- [] Ranking at each section and finish
- .-.- No data available at this section
- NA No data available



Horse/Jockey Name	Neo Diamond
Final Rank	8
Fastest Section Time (Section)	0:07.01 (Overall)
Top Speed [km/h] (Section)	65.7 (600m)
Race State	Finished



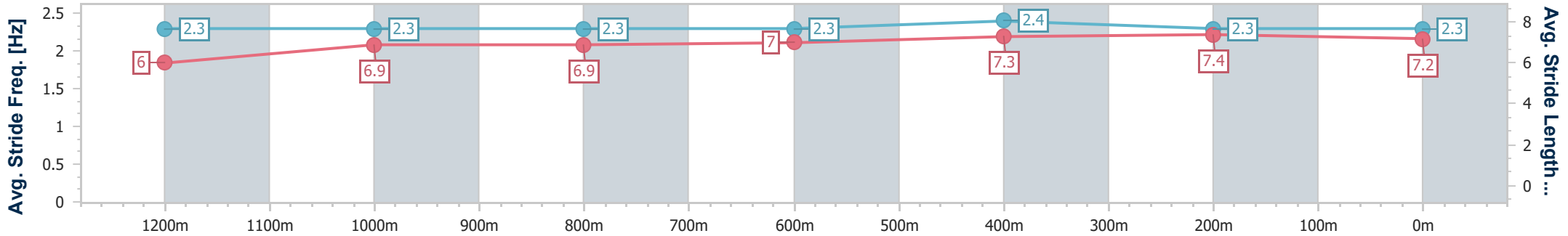
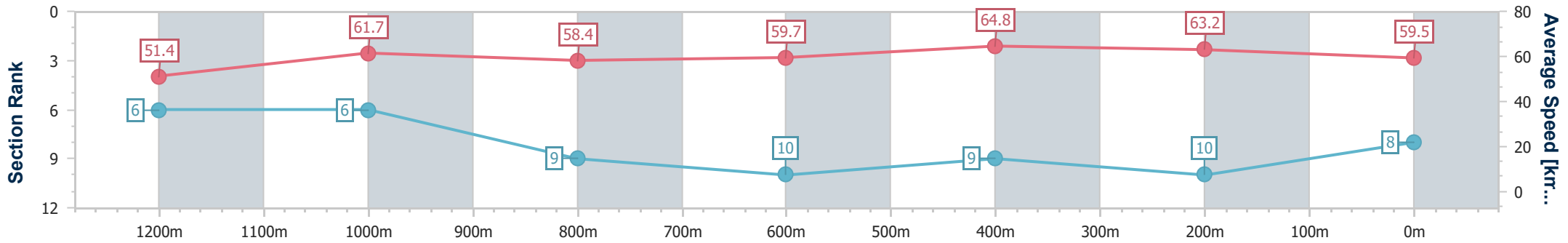
Rockhampton QLD Professional
 Race 3: CAP YEARLING ENTRIES CLOSE 31 JANUARY Maiden
 Handicap - 1300m

09 January 2025 - 15:28

Track Rating: Good 4, Weather: Fine, Rail Position: +5m Entire



Section	Overall	1200m	1000m	800m	600m	400m	200m
Section Times	1:17.57 [8] (0:07.01)	1:10.56 [6] (0:11.67)	0:58.89 [6] (0:12.30)	0:46.59 [9] (0:12.00)	0:34.59 [10] (0:11.10)	0:23.49 [9] (0:11.41)	0:12.08 [10] (0:12.08)
Average Speed [km/h]	51.4	61.7	58.4	59.7	64.8	63.2	59.5
Top Speed [km/h]	59.1	62.7	60.4	61.0	65.7	64.6	61.9
Avg. Dist. to Rail [m]	5.6	0.4	0.5	1.0	1.7	3.2	4.5
Avg. Stride Freq. [Hz]	2.3	2.3	2.3	2.3	2.4	2.3	2.3
Avg. Stride Length [m]	6.0	6.9	6.9	7.0	7.3	7.4	7.2



- [] Ranking at each section and finish
- .-.- No data available at this section
- NA No data available



Horse/Jockey Name	Pitleco Lass
Final Rank	9
Fastest Section Time (Section)	0:07.69 (Overall)
Top Speed [km/h] (Section)	65.5 (600m)
Race State	Finished



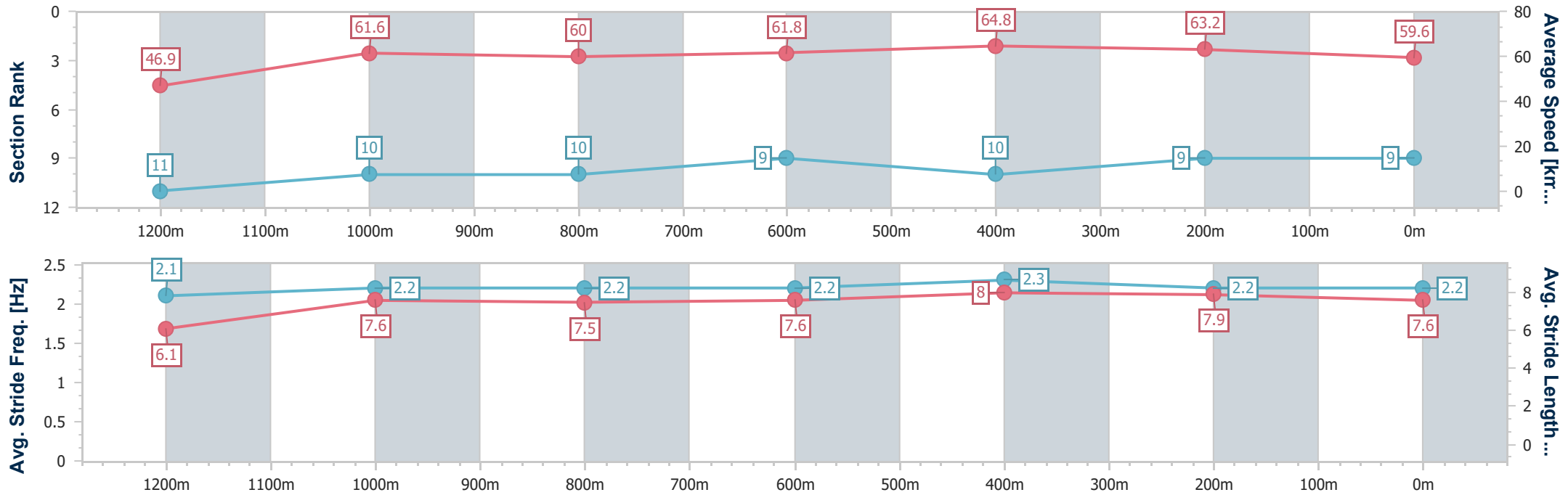
Rockhampton QLD Professional
Race 3: CAP YEARLING ENTRIES CLOSE 31 JANUARY Maiden Handicap - 1300m

09 January 2025 - 15:28

Track Rating: Good 4, Weather: Fine, Rail Position: +5m Entire



Section	Overall	1200m	1000m	800m	600m	400m	200m
Section Times	1:17.59 [9] (0:07.69)	1:09.90 [11] (0:11.67)	0:58.23 [10] (0:11.91)	0:46.32 [10] (0:11.71)	0:34.61 [9] (0:11.13)	0:23.48 [10] (0:11.36)	0:12.12 [9] (0:12.12)
Average Speed [km/h]	46.9	61.6	60.0	61.8	64.8	63.2	59.6
Top Speed [km/h]	58.6	62.7	62.6	63.3	65.5	65.3	62.6
Avg. Dist. to Rail [m]	1.8	1.3	1.2	0.9	2.6	3.5	4.2
Avg. Stride Freq. [Hz]	2.1	2.2	2.2	2.2	2.3	2.2	2.2
Avg. Stride Length [m]	6.1	7.6	7.5	7.6	8.0	7.9	7.6



- [] Ranking at each section and finish
- .-.- No data available at this section
- NA No data available



Horse/Jockey Name	Miss Palladium
Final Rank	10
Fastest Section Time (Section)	0:07.66 (Overall)
Top Speed [km/h] (Section)	66.4 (600m)
Race State	Finished



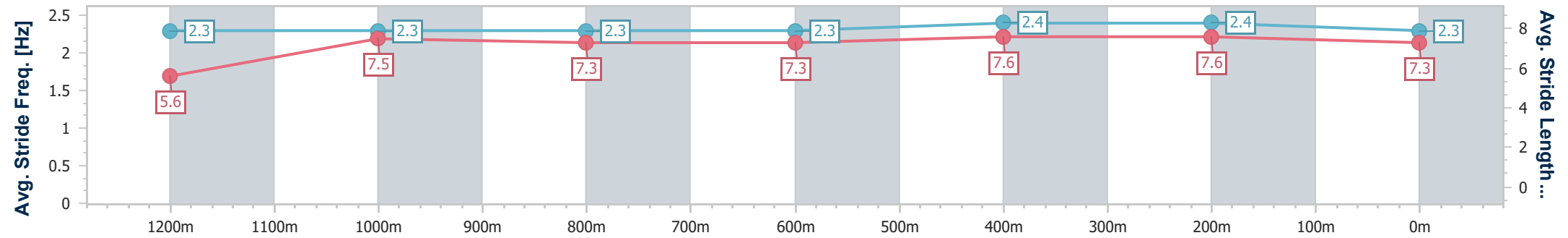
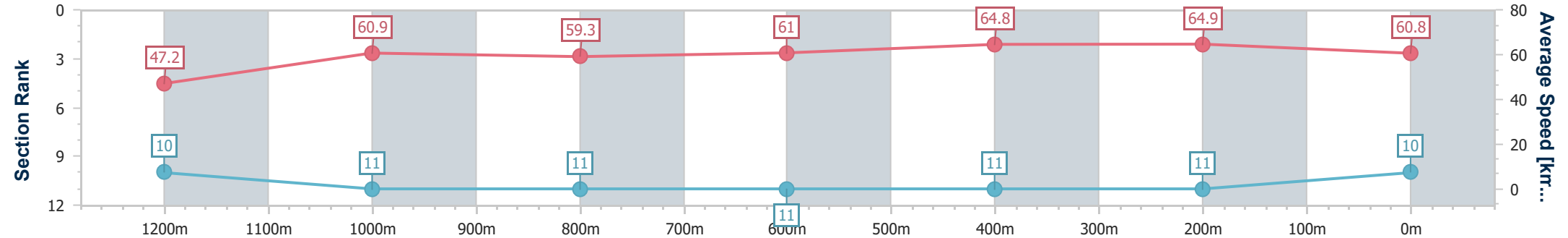
Rockhampton QLD Professional
 Race 3: CAP YEARLING ENTRIES CLOSE 31 JANUARY Maiden Handicap - 1300m



09 January 2025 - 15:28

Track Rating: Good 4, Weather: Fine, Rail Position: +5m Entire

Section	Overall	1200m	1000m	800m	600m	400m	200m
Section Times	1:17.62 [10] (0:07.66)	1:09.96 [10] (0:11.85)	0:58.11 [11] (0:12.18)	0:45.93 [11] (0:11.86)	0:34.07 [11] (0:11.13)	0:22.94 [11] (0:11.10)	0:11.84 [11] (0:11.84)
Average Speed [km/h]	47.2	60.9	59.3	61.0	64.8	64.9	60.8
Top Speed [km/h]	58.8	62.6	62.5	63.7	66.4	66.0	64.0
Avg. Dist. to Rail [m]	9.3	1.0	0.4	0.8	2.2	2.8	2.9
Avg. Stride Freq. [Hz]	2.3	2.3	2.3	2.3	2.4	2.4	2.3
Avg. Stride Length [m]	5.6	7.5	7.3	7.3	7.6	7.6	7.3



- [] Ranking at each section and finish
- .-.- No data available at this section
- NA No data available



Horse/Jockey Name	Sirene
Final Rank	11
Fastest Section Time (Section)	0:07.27 (Overall)
Top Speed [km/h] (Section)	66.1 (400m)
Race State	Finished



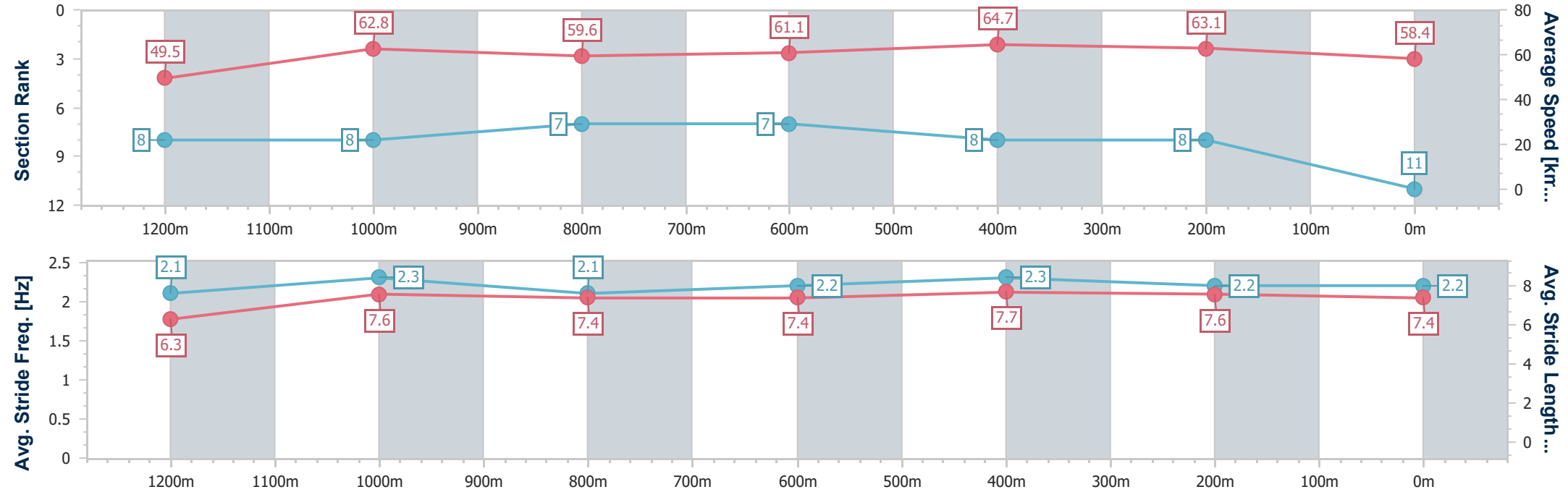
Rockhampton QLD Professional
 Race 3: CAP YEARLING ENTRIES CLOSE 31 JANUARY Maiden
 Handicap - 1300m

09 January 2025 - 15:28



Track Rating: Good 4, Weather: Fine, Rail Position: +5m Entire

Section	Overall	1200m	1000m	800m	600m	400m	200m
Section Times	1:17.65 [11] (0:07.27)	1:10.38 [8] (0:11.47)	0:58.91 [8] (0:12.07)	0:46.84 [7] (0:11.95)	0:34.89 [7] (0:11.14)	0:23.75 [8] (0:11.42)	0:12.33 [8] (0:12.33)
Average Speed [km/h]	49.5	62.8	59.6	61.1	64.7	63.1	58.4
Top Speed [km/h]	60.1	63.4	60.6	61.1	65.2	66.1	61.8
Avg. Dist. to Rail [m]	5.5	0.6	0.4	1.9	3.4	3.7	3.8
Avg. Stride Freq. [Hz]	2.1	2.3	2.1	2.2	2.3	2.2	2.2
Avg. Stride Length [m]	6.3	7.6	7.4	7.4	7.7	7.6	7.4



- [] Ranking at each section and finish
- .-.- No data available at this section
- NA No data available



Rockhampton QLD Professional

Race 4: DYNAMIC ELECTRICAL AND REFRIGERATION BENCHMARK 60

Handicap - 1400m

09 January 2025 - 16:04



Track Rating: Good 4, Weather: Fine, Rail Position: +5m Entire

Section												Last 600m				
Field Times		Overall	1200m	1000m	800m	600m	400m						0:35.27			
		1:22.39 (0:13.33)	1:09.06 (0:11.17)	0:57.89 (0:11.12)	0:46.77 (0:11.50)	0:35.27 (0:11.27)	0:24.00 (0:11.51)									
Rank	TAB	Horse/Jockey	Barrier	Top Speed [km/h]	Fastest Section											Distance Travelled [m]
1	7	THE LAST SAGA Jackson Murphy	7	65.3 600m	0:11.14 1200m	1:22.39 [1] (0:13.36)	1:09.03 [2] (0:11.14)	0:57.89 [2] (0:11.34)	0:46.55 [3] (0:11.79)	0:34.76 [3] (0:11.19)	0:23.57 [3] (0:11.31)	0:34.76				
2	2	DECIDUOUS Liv O'Donnell	4	66.6 1200m	0:10.87 1200m	1:22.48 [2] (0:13.63)	1:08.85 [4] (0:10.87)	0:57.98 [1] (0:11.27)	0:46.71 [2] (0:11.54)	0:35.17 [2] (0:11.14)	0:24.03 [2] (0:11.47)	0:35.17	+0			
3	9	IMAGINE THAT Tasha Chambers	6	65.9 1000m	0:11.08 1000m	1:22.50 [3] (0:13.33)	1:09.17 [1] (0:11.21)	0:57.96 [3] (0:11.08)	0:46.88 [1] (0:11.50)	0:35.38 [1] (0:11.27)	0:24.11 [1] (0:11.51)	0:35.38	-4			
4	1	NONDISCLOSURE Ryan Wiggins	2	65.6 400m	0:11.19 1200m	1:22.54 [4] (0:13.84)	1:08.70 [7] (0:11.19)	0:57.51 [7] (0:11.34)	0:46.17 [7] (0:11.56)	0:34.61 [6] (0:11.24)	0:23.37 [6] (0:11.22)	0:34.61	-1			
5	5	MONEY MAN Nikki Olzard	5	66.0 1200m	0:11.10 1200m	1:22.63 [5] (0:13.66)	1:08.97 [6] (0:11.10)	0:57.87 [5] (0:11.34)	0:46.53 [5] (0:11.65)	0:34.88 [5] (0:11.18)	0:23.70 [5] (0:11.45)	0:34.88	+4			
6	10	THE HAIRDRESSER Justin Stanley	1	65.3 1200m	0:11.16 1200m	1:22.70 [6] (0:13.56)	1:09.14 [3] (0:11.16)	0:57.98 [4] (0:11.33)	0:46.65 [4] (0:11.63)	0:35.02 [4] (0:11.24)	0:23.78 [4] (0:11.44)	0:35.02	-7			
7	4	CAVENTE Warwick Satherley	9	65.6 600m	0:11.17 600m	1:22.78 [7] (0:13.88)	1:08.90 [8] (0:11.21)	0:57.69 [8] (0:11.43)	0:46.26 [8] (0:11.62)	0:34.64 [8] (0:11.17)	0:23.47 [8] (0:11.37)	0:34.64	+4			
8	3	YOSEMITE FALLS Justin Huxtable	3	65.8 1200m	0:11.14 1200m	1:23.02 [8] (0:13.65)	1:09.37 [5] (0:11.14)	0:58.23 [6] (0:11.40)	0:46.83 [6] (0:11.80)	0:35.03 [7] (0:11.31)	0:23.72 [7] (0:11.53)	0:35.03	+1			
9	11	BIKER Amy Graham	8	65.9 1200m	0:11.10 1200m	1:23.10 [9] (0:14.35)	1:08.75 [10] (0:11.10)	0:57.65 [10] (0:11.30)	0:46.35 [10] (0:11.54)	0:34.81 [9] (0:11.25)	0:23.56 [9] (0:11.46)	0:34.81	-2			
10	8	WHATJEUDOIN' McKenzie Apel	10	65.6 1200m	0:11.20 1200m	1:23.44 [10] (0:14.24)	1:09.20 [9] (0:11.20)	0:58.00 [9] (0:11.28)	0:46.72 [9] (0:11.66)	0:35.06 [10] (0:11.34)	0:23.72 [10] (0:11.52)	0:35.06	+2			

Scratched: Sundara (#6)

[] Ranking at each section and finish
 -:-:- No data available at this section
 NA No data available

SCN Saddle cloth number
 DNF Did not finish
 DNT Did not track



Rockhampton QLD Professional

Race 4: DYNAMIC ELECTRICAL AND REFRIGERATION BENCHMARK 60

Handicap - 1400m

09 January 2025 - 16:04



Track Rating: Good 4, Weather: Fine, Rail Position: +5m Entire

Section				200m				Last 600m	
Field Times				0:12.49				0:35.27	
				(0:12.49)					
Rank	TAB	Horse/Jockey	Barrier	Top Speed [km/h]	Fastest Section	Margin			Distance Travelled [m]
1	7	THE LAST SAGA	7	65.3	0:11.14	0:12.26 [3]	1:22.39		0:34.76
		Jackson Murphy		600m	1200m	(0:12.26)			
2	2	DECIDUOUS	4	66.6	0:10.87	0:12.56 [2]	0.54L		0:35.17 +0
		Liv O'Donnell		1200m	1200m	(0:12.56)			
3	9	IMAGINE THAT	6	65.9	0:11.08	0:12.60 [1]	0.62L		0:35.38 -4
		Tasha Chambers		1000m	1000m	(0:12.60)			
4	1	NONDISCLOSURE	2	65.6	0:11.19	0:12.15 [6]	0.86L		0:34.61 -1
		Ryan Wiggins		400m	1200m	(0:12.15)			
5	5	MONEY MAN	5	66.0	0:11.10	0:12.25 [5]	1.41L		0:34.88 +4
		Nikki Olzard		1200m	1200m	(0:12.25)			
6	10	THE HAIRDRESSER	1	65.3	0:11.16	0:12.34 [4]	1.82L		0:35.02 -7
		Justin Stanley		1200m	1200m	(0:12.34)			
7	4	CAVENTE	9	65.6	0:11.17	0:12.10 [7]	2.27L		0:34.64 +4
		Warwick Satherley		600m	600m	(0:12.10)			
8	3	YOSEMITE FALLS	3	65.8	0:11.14	0:12.19 [8]	3.68L		0:35.03 +1
		Justin Huxtable		1200m	1200m	(0:12.19)			
9	11	BIKER	8	65.9	0:11.10	0:12.10 [9]	4.14L		0:34.81 -2
		Amy Graham		1200m	1200m	(0:12.10)			
10	8	WHATJEUDOIN'	10	65.6	0:11.20	0:12.20 [10]	6.18L		0:35.06 +2
		McKenzie Apel		1200m	1200m	(0:12.20)			

Scratched: Sundara (#6)

[] Ranking at each section and finish
 -:-:- No data available at this section
 NA No data available

SCN Saddle cloth number
 DNF Did not finish
 DNT Did not track



Horse/Jockey Name	The Last Saga
Final Rank	1
Fastest Section Time (Section)	0:11.14 (1200m)
Top Speed [km/h] (Section)	65.3 (600m)
Race State	Finished



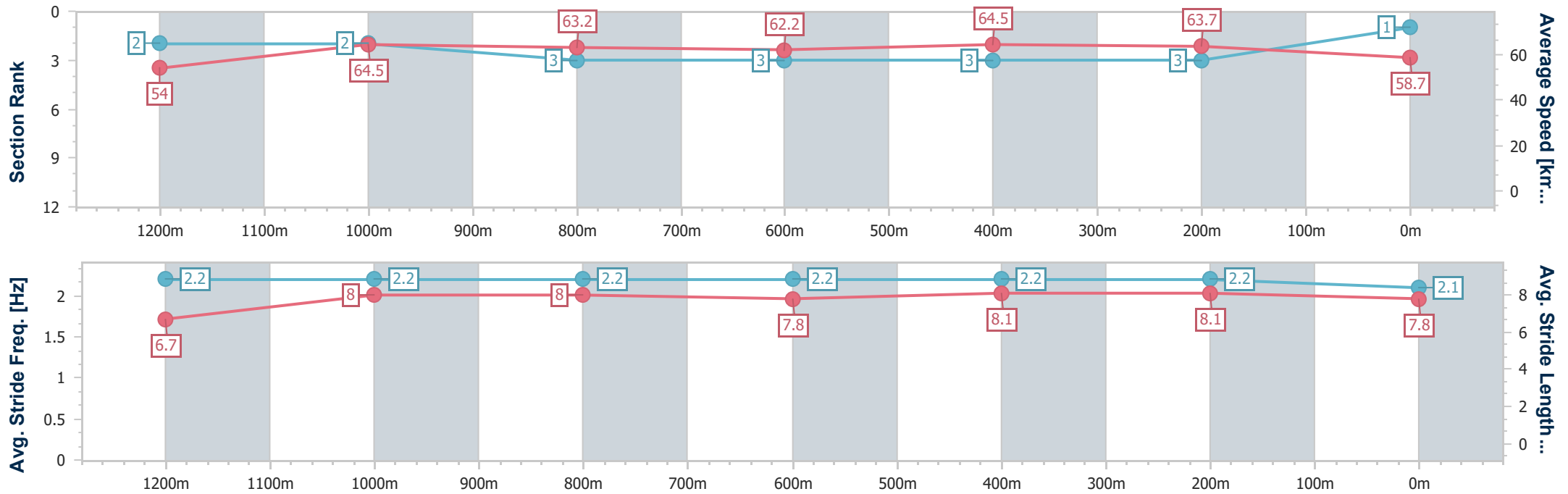
Rockhampton QLD Professional
Race 4: DYNAMIC ELECTRICAL AND REFRIGERATION
BENCHMARK 60 Handicap - 1400m

09 January 2025 - 16:04



Track Rating: Good 4, Weather: Fine, Rail Position: +5m Entire

Section	Overall	1200m	1000m	800m	600m	400m	200m
Section Times	1:22.39 [1] (0:13.36)	1:09.03 [2] (0:11.14)	0:57.89 [2] (0:11.34)	0:46.55 [3] (0:11.79)	0:34.76 [3] (0:11.19)	0:23.57 [3] (0:11.31)	0:12.26 [3] (0:12.26)
Average Speed [km/h]	54.0	64.5	63.2	62.2	64.5	63.7	58.7
Top Speed [km/h]	64.0	65.2	64.3	63.1	65.3	65.3	61.7
Avg. Dist. to Rail [m]	3.5	1.3	1.1	2.5	3.7	5.3	6.5
Avg. Stride Freq. [Hz]	2.2	2.2	2.2	2.2	2.2	2.2	2.1
Avg. Stride Length [m]	6.7	8.0	8.0	7.8	8.1	8.1	7.8



- [] Ranking at each section and finish
- .-.- No data available at this section
- NA No data available



Horse/Jockey Name	Deciduous
Final Rank	2
Fastest Section Time (Section)	0:10.87 (1200m)
Top Speed [km/h] (Section)	66.6 (1200m)
Race State	Finished



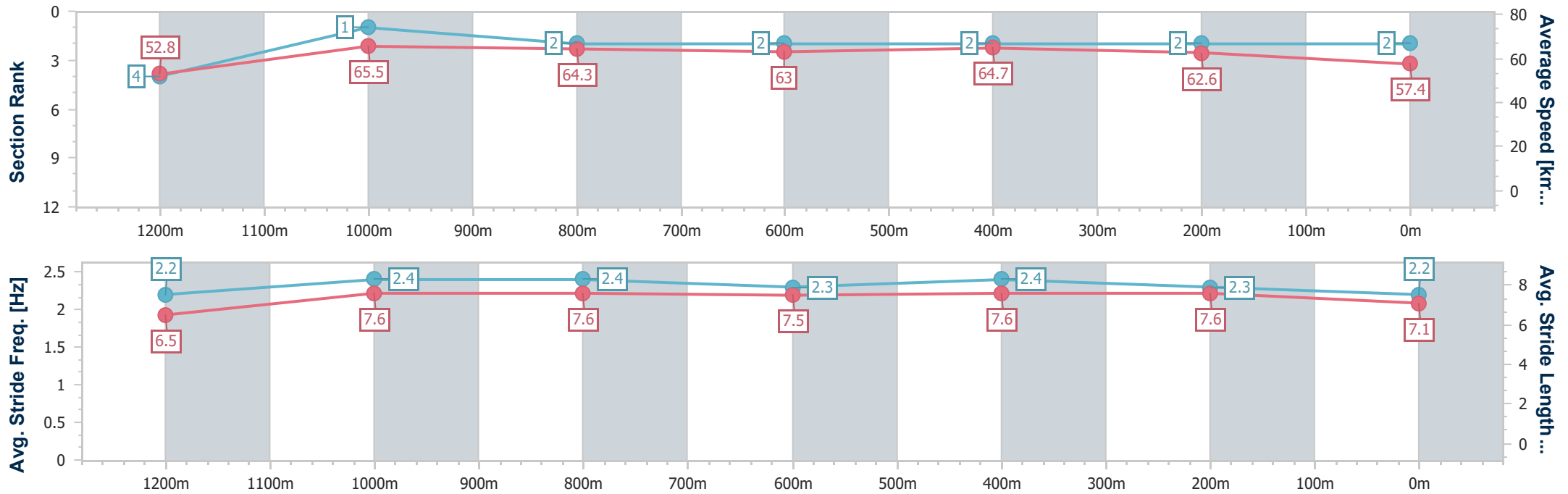
Rockhampton QLD Professional
Race 4: DYNAMIC ELECTRICAL AND REFRIGERATION
BENCHMARK 60 Handicap - 1400m

09 January 2025 - 16:04



Track Rating: Good 4, Weather: Fine, Rail Position: +5m Entire

Section	Overall	1200m	1000m	800m	600m	400m	200m
Section Times	1:22.48 [2] (0:13.63)	1:08.85 [4] (0:10.87)	0:57.98 [1] (0:11.27)	0:46.71 [2] (0:11.54)	0:35.17 [2] (0:11.14)	0:24.03 [2] (0:11.47)	0:12.56 [2] (0:12.56)
Average Speed [km/h]	52.8	65.5	64.3	63.0	64.7	62.6	57.4
Top Speed [km/h]	63.7	66.6	66.2	64.3	65.5	65.3	60.7
Avg. Dist. to Rail [m]	2.4	1.3	1.2	1.2	1.5	2.9	3.9
Avg. Stride Freq. [Hz]	2.2	2.4	2.4	2.3	2.4	2.3	2.2
Avg. Stride Length [m]	6.5	7.6	7.6	7.5	7.6	7.6	7.1



- [] Ranking at each section and finish
- .-.- No data available at this section
- NA No data available



Horse/Jockey Name	Imagine That
Final Rank	3
Fastest Section Time (Section)	0:11.08 (1000m)
Top Speed [km/h] (Section)	65.9 (1000m)
Race State	Finished



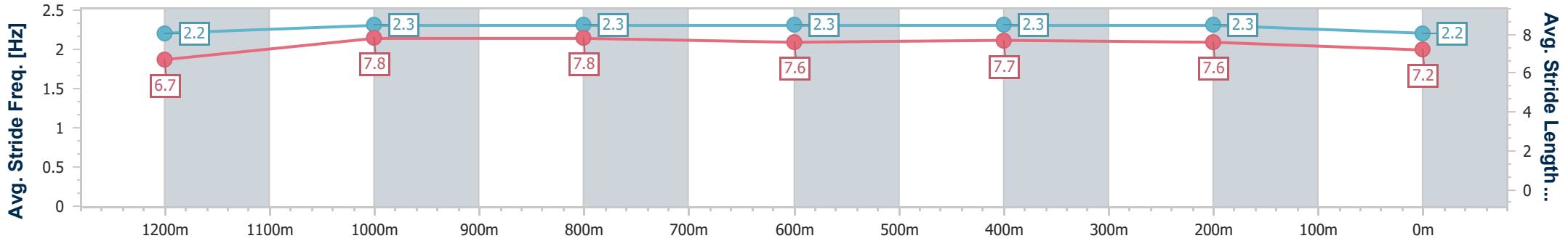
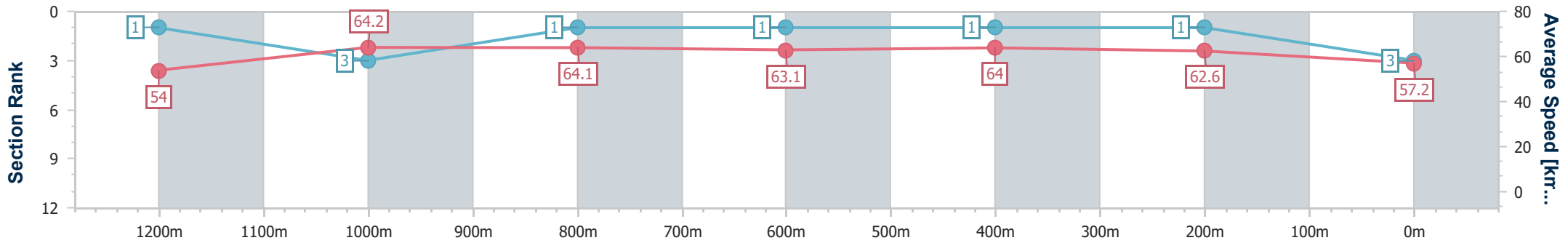
Rockhampton QLD Professional
 Race 4: DYNAMIC ELECTRICAL AND REFRIGERATION
 BENCHMARK 60 Handicap - 1400m

09 January 2025 - 16:04



Track Rating: Good 4, Weather: Fine, Rail Position: +5m Entire

Section	Overall	1200m	1000m	800m	600m	400m	200m
Section Times	1:22.50 [3] (0:13.33)	1:09.17 [1] (0:11.21)	0:57.96 [3] (0:11.08)	0:46.88 [1] (0:11.50)	0:35.38 [1] (0:11.27)	0:24.11 [1] (0:11.51)	0:12.60 [1] (0:12.60)
Average Speed [km/h]	54.0	64.2	64.1	63.1	64.0	62.6	57.2
Top Speed [km/h]	63.9	65.4	65.9	63.9	65.5	65.0	60.1
Avg. Dist. to Rail [m]	3.3	1.8	2.0	1.1	3.2	3.4	3.7
Avg. Stride Freq. [Hz]	2.2	2.3	2.3	2.3	2.3	2.3	2.2
Avg. Stride Length [m]	6.7	7.8	7.8	7.6	7.7	7.6	7.2



- [] Ranking at each section and finish
- .-.- No data available at this section
- NA No data available



Horse/Jockey Name	Nondisclosure
Final Rank	4
Fastest Section Time (Section)	0:11.19 (1200m)
Top Speed [km/h] (Section)	65.6 (400m)
Race State	Finished



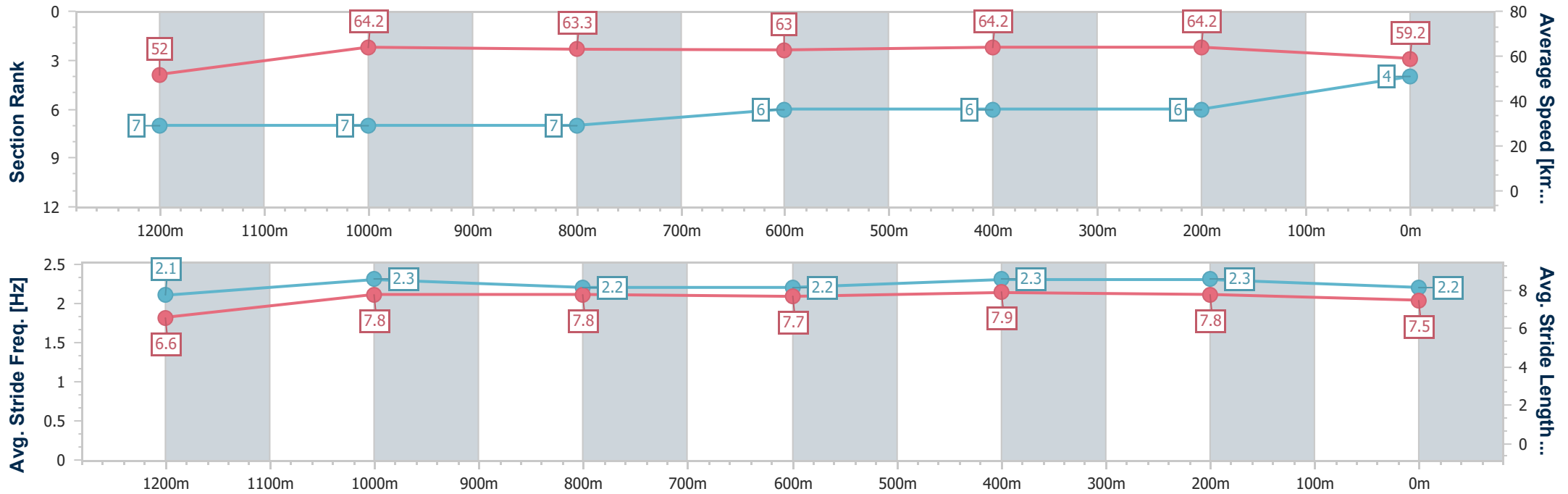
Rockhampton QLD Professional
Race 4: DYNAMIC ELECTRICAL AND REFRIGERATION
BENCHMARK 60 Handicap - 1400m

09 January 2025 - 16:04



Track Rating: Good 4, Weather: Fine, Rail Position: +5m Entire

Section	Overall	1200m	1000m	800m	600m	400m	200m
Section Times	1:22.54 [4] (0:13.84)	1:08.70 [7] (0:11.19)	0:57.51 [7] (0:11.34)	0:46.17 [7] (0:11.56)	0:34.61 [6] (0:11.24)	0:23.37 [6] (0:11.22)	0:12.15 [6] (0:12.15)
Average Speed [km/h]	52.0	64.2	63.3	63.0	64.2	64.2	59.2
Top Speed [km/h]	62.9	64.9	64.4	64.6	64.9	65.6	62.5
Avg. Dist. to Rail [m]	1.8	1.1	0.7	1.5	3.1	3.7	3.9
Avg. Stride Freq. [Hz]	2.1	2.3	2.2	2.2	2.3	2.3	2.2
Avg. Stride Length [m]	6.6	7.8	7.8	7.7	7.9	7.8	7.5



- [] Ranking at each section and finish
- .-.- No data available at this section
- NA No data available



Horse/Jockey Name	Money Man
Final Rank	5
Fastest Section Time (Section)	0:11.10 (1200m)
Top Speed [km/h] (Section)	66.0 (1200m)
Race State	Finished



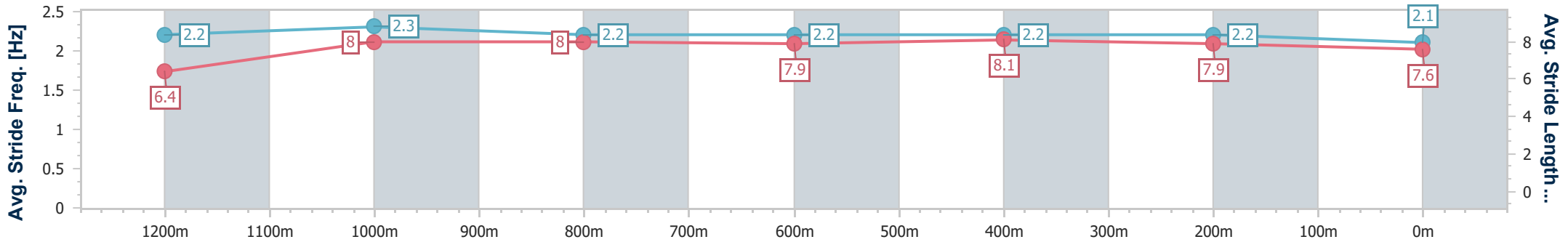
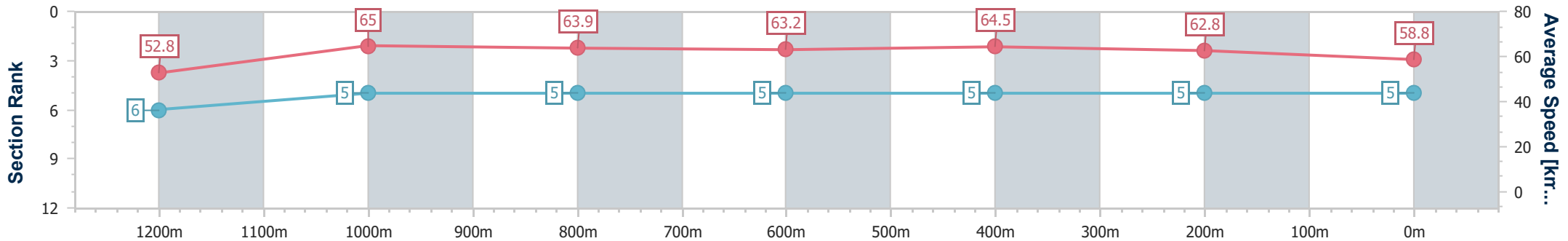
Rockhampton QLD Professional
 Race 4: DYNAMIC ELECTRICAL AND REFRIGERATION
 BENCHMARK 60 Handicap - 1400m

09 January 2025 - 16:04



Track Rating: Good 4, Weather: Fine, Rail Position: +5m Entire

Section	Overall	1200m	1000m	800m	600m	400m	200m
Section Times	1:22.63 [5] (0:13.66)	1:08.97 [6] (0:11.10)	0:57.87 [5] (0:11.34)	0:46.53 [5] (0:11.65)	0:34.88 [5] (0:11.18)	0:23.70 [5] (0:11.45)	0:12.25 [5] (0:12.25)
Average Speed [km/h]	52.8	65.0	63.9	63.2	64.5	62.8	58.8
Top Speed [km/h]	63.7	66.0	65.4	64.0	65.5	65.1	61.4
Avg. Dist. to Rail [m]	3.1	0.9	1.0	2.7	4.3	5.7	6.8
Avg. Stride Freq. [Hz]	2.2	2.3	2.2	2.2	2.2	2.2	2.1
Avg. Stride Length [m]	6.4	8.0	8.0	7.9	8.1	7.9	7.6



- [] Ranking at each section and finish
- .-.- No data available at this section
- NA No data available



Horse/Jockey Name	The Hairdresser
Final Rank	6
Fastest Section Time (Section)	0:11.16 (1200m)
Top Speed [km/h] (Section)	65.3 (1200m)
Race State	Finished



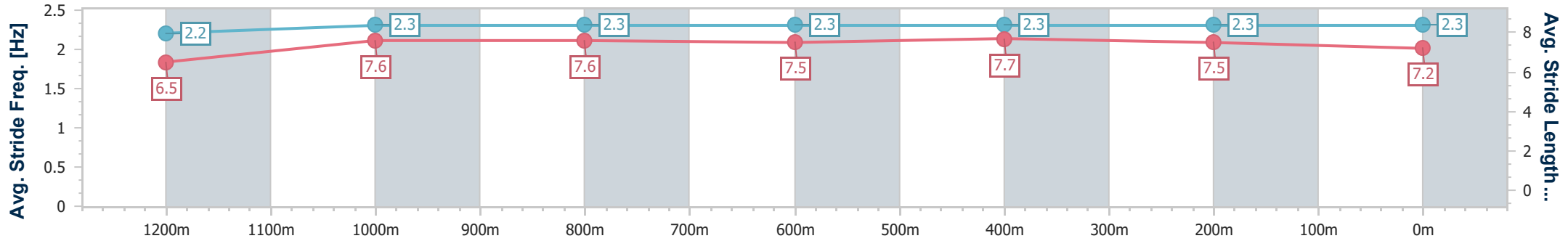
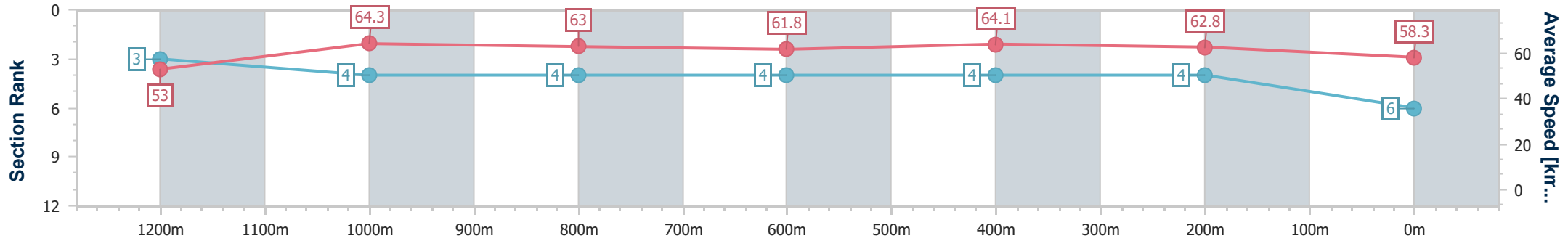
Rockhampton QLD Professional
Race 4: DYNAMIC ELECTRICAL AND REFRIGERATION
BENCHMARK 60 Handicap - 1400m

09 January 2025 - 16:04



Track Rating: Good 4, Weather: Fine, Rail Position: +5m Entire

Section	Overall	1200m	1000m	800m	600m	400m	200m
Section Times	1:22.70 [6] (0:13.56)	1:09.14 [3] (0:11.16)	0:57.98 [4] (0:11.33)	0:46.65 [4] (0:11.63)	0:35.02 [4] (0:11.24)	0:23.78 [4] (0:11.44)	0:12.34 [4] (0:12.34)
Average Speed [km/h]	53.0	64.3	63.0	61.8	64.1	62.8	58.3
Top Speed [km/h]	63.0	65.3	64.8	62.8	65.1	64.4	62.1
Avg. Dist. to Rail [m]	1.8	2.2	2.0	0.8	1.0	1.7	1.8
Avg. Stride Freq. [Hz]	2.2	2.3	2.3	2.3	2.3	2.3	2.3
Avg. Stride Length [m]	6.5	7.6	7.6	7.5	7.7	7.5	7.2



- [] Ranking at each section and finish
- .-.- No data available at this section
- NA No data available



Horse/Jockey Name	Cavente
Final Rank	7
Fastest Section Time (Section)	0:11.17 (600m)
Top Speed [km/h] (Section)	65.6 (600m)
Race State	Finished



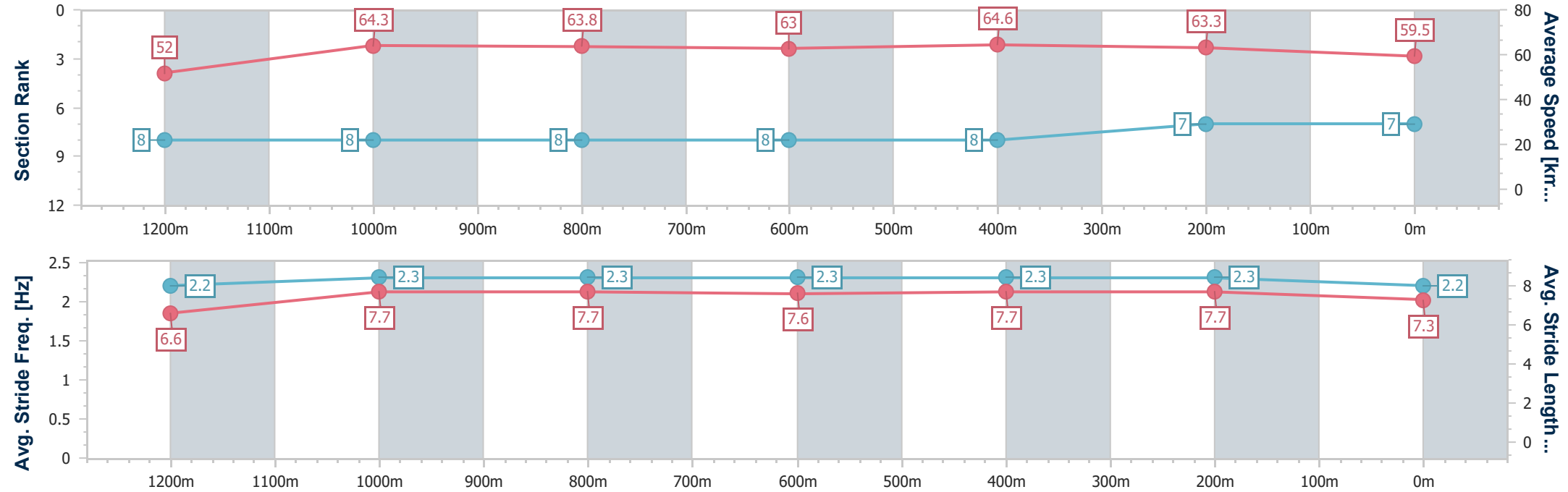
Rockhampton QLD Professional
Race 4: DYNAMIC ELECTRICAL AND REFRIGERATION
BENCHMARK 60 Handicap - 1400m

09 January 2025 - 16:04

Track Rating: Good 4, Weather: Fine, Rail Position: +5m Entire



Section	Overall	1200m	1000m	800m	600m	400m	200m
Section Times	1:22.78 [7] (0:13.88)	1:08.90 [8] (0:11.21)	0:57.69 [8] (0:11.43)	0:46.26 [8] (0:11.62)	0:34.64 [8] (0:11.17)	0:23.47 [8] (0:11.37)	0:12.10 [7] (0:12.10)
Average Speed [km/h]	52.0	64.3	63.8	63.0	64.6	63.3	59.5
Top Speed [km/h]	63.2	65.3	65.3	63.7	65.6	65.3	62.5
Avg. Dist. to Rail [m]	7.7	2.0	1.9	2.2	2.0	2.9	4.2
Avg. Stride Freq. [Hz]	2.2	2.3	2.3	2.3	2.3	2.3	2.2
Avg. Stride Length [m]	6.6	7.7	7.7	7.6	7.7	7.7	7.3



- [] Ranking at each section and finish
- .-.- No data available at this section
- NA No data available



Horse/Jockey Name	Yosemite Falls
Final Rank	8
Fastest Section Time (Section)	0:11.14 (1200m)
Top Speed [km/h] (Section)	65.8 (1200m)
Race State	Finished



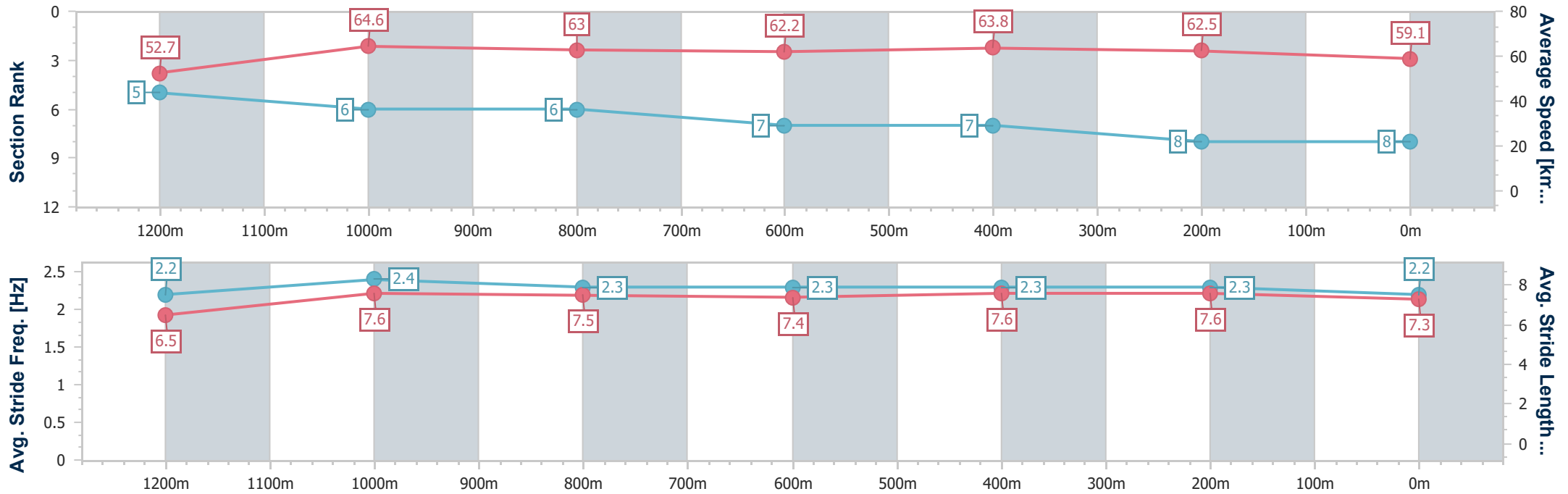
Rockhampton QLD Professional
Race 4: DYNAMIC ELECTRICAL AND REFRIGERATION
BENCHMARK 60 Handicap - 1400m

09 January 2025 - 16:04



Track Rating: Good 4, Weather: Fine, Rail Position: +5m Entire

Section	Overall	1200m	1000m	800m	600m	400m	200m
Section Times	1:23.02 [8] (0:13.65)	1:09.37 [5] (0:11.14)	0:58.23 [6] (0:11.40)	0:46.83 [6] (0:11.80)	0:35.03 [7] (0:11.31)	0:23.72 [7] (0:11.53)	0:12.19 [8] (0:12.19)
Average Speed [km/h]	52.7	64.6	63.0	62.2	63.8	62.5	59.1
Top Speed [km/h]	63.6	65.8	64.5	63.7	64.6	63.9	61.4
Avg. Dist. to Rail [m]	1.9	0.4	0.7	2.4	5.1	5.6	6.1
Avg. Stride Freq. [Hz]	2.2	2.4	2.3	2.3	2.3	2.3	2.2
Avg. Stride Length [m]	6.5	7.6	7.5	7.4	7.6	7.6	7.3



- [] Ranking at each section and finish
- .-.- No data available at this section
- NA No data available



Horse/Jockey Name	Biker
Final Rank	9
Fastest Section Time (Section)	0:11.10 (1200m)
Top Speed [km/h] (Section)	65.9 (1200m)
Race State	Finished



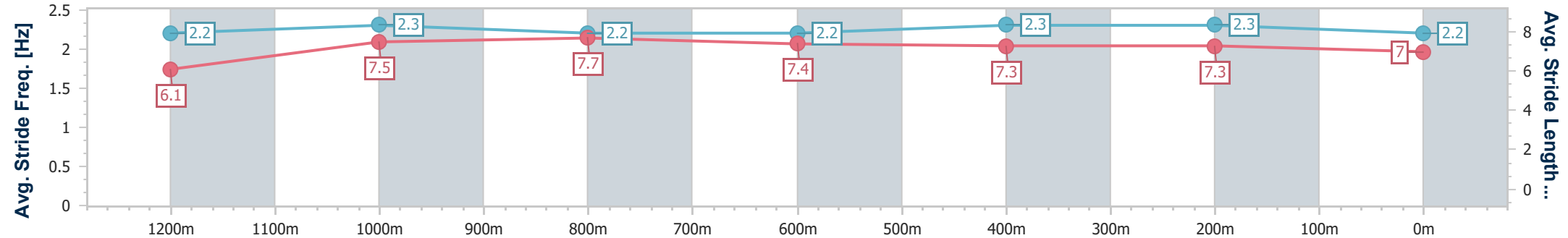
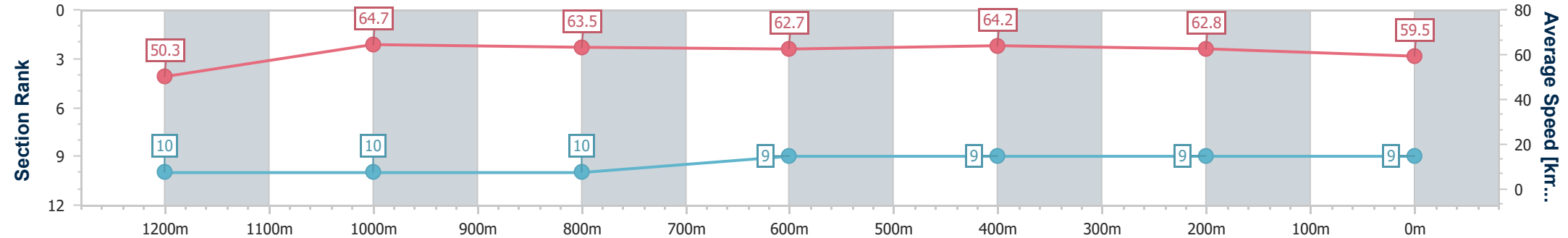
Rockhampton QLD Professional
Race 4: DYNAMIC ELECTRICAL AND REFRIGERATION
BENCHMARK 60 Handicap - 1400m

09 January 2025 - 16:04

Track Rating: Good 4, Weather: Fine, Rail Position: +5m Entire



Section	Overall	1200m	1000m	800m	600m	400m	200m
Section Times	1:23.10 [9] (0:14.35)	1:08.75 [10] (0:11.10)	0:57.65 [10] (0:11.30)	0:46.35 [10] (0:11.54)	0:34.81 [9] (0:11.25)	0:23.56 [9] (0:11.46)	0:12.10 [9] (0:12.10)
Average Speed [km/h]	50.3	64.7	63.5	62.7	64.2	62.8	59.5
Top Speed [km/h]	64.7	65.9	65.9	63.5	64.6	64.4	61.1
Avg. Dist. to Rail [m]	3.8	1.3	1.1	1.0	1.7	2.1	2.6
Avg. Stride Freq. [Hz]	2.2	2.3	2.2	2.2	2.3	2.3	2.2
Avg. Stride Length [m]	6.1	7.5	7.7	7.4	7.3	7.3	7.0



- [] Ranking at each section and finish
- .-.- No data available at this section
- NA No data available



Horse/Jockey Name	Whatjeudoin'
Final Rank	10
Fastest Section Time (Section)	0:11.20 (1200m)
Top Speed [km/h] (Section)	65.6 (1200m)
Race State	Finished



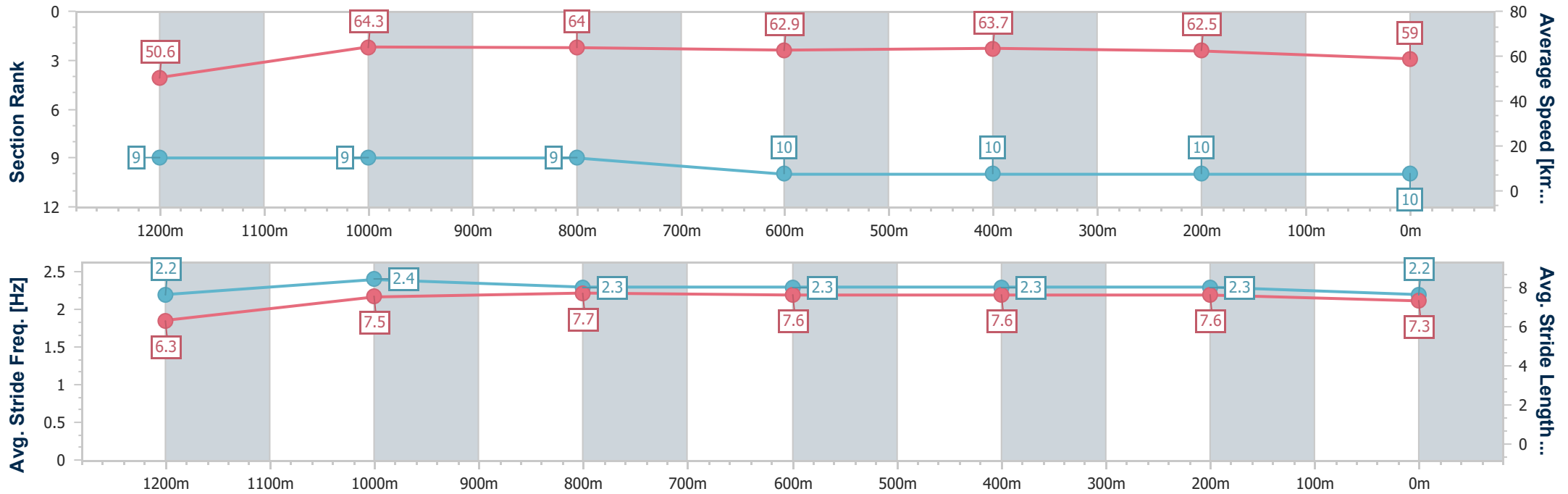
Rockhampton QLD Professional
Race 4: DYNAMIC ELECTRICAL AND REFRIGERATION
BENCHMARK 60 Handicap - 1400m

09 January 2025 - 16:04



Track Rating: Good 4, Weather: Fine, Rail Position: +5m Entire

Section	Overall	1200m	1000m	800m	600m	400m	200m
Section Times	1:23.44 [10] (0:14.24)	1:09.20 [9] (0:11.20)	0:58.00 [9] (0:11.28)	0:46.72 [9] (0:11.66)	0:35.06 [10] (0:11.34)	0:23.72 [10] (0:11.52)	0:12.20 [10] (0:12.20)
Average Speed [km/h]	50.6	64.3	64.0	62.9	63.7	62.5	59.0
Top Speed [km/h]	60.7	65.6	65.3	63.8	64.3	64.0	61.7
Avg. Dist. to Rail [m]	5.6	0.2	0.5	2.6	4.0	5.3	7.0
Avg. Stride Freq. [Hz]	2.2	2.4	2.3	2.3	2.3	2.3	2.2
Avg. Stride Length [m]	6.3	7.5	7.7	7.6	7.6	7.6	7.3



- [] Ranking at each section and finish
- .-.- No data available at this section
- NA No data available



Rockhampton QLD Professional

Race 5: STENHOUSE PLUMBING Class 3 Plate - 1050m

09 January 2025 - 16:41



Track Rating: Good 4, Weather: Fine, Rail Position: +5m Entire

Section												Last 600m	
Field Times		Overall	1000m	800m	600m	400m	200m						0:33.61
		0:59.22 (0:03.92)	0:55.30 (0:10.99)	0:44.31 (0:10.70)	0:33.61 (0:10.78)	0:22.83 (0:10.80)	0:12.03 (0:12.03)						
Rank	TAB	Horse/Jockey	Barrier	Top Speed [km/h]	Fastest Section	Overall	1000m	800m	600m	400m	200m	Margin	Distance Travelled [m]
1	7	ALLOUTATIME Nikki Olzard	7	69.0 800m	0:03.92 Overall	0:59.22 [1] (0:03.92)	0:55.30 [1] (0:10.99)	0:44.31 [1] (0:10.70)	0:33.61 [1] (0:10.78)	0:22.83 [1] (0:10.80)	0:12.03 [1] (0:12.03)	0:59.22	0:33.61
2	1	DIDDLEY SQUAT Justin Stanley	8	68.8 400m	0:03.97 Overall	0:59.53 [2] (0:03.97)	0:55.56 [2] (0:11.14)	0:44.42 [3] (0:10.88)	0:33.54 [3] (0:10.70)	0:22.84 [2] (0:10.89)	0:11.95 [2] (0:11.95)	1.81L	0:33.54 +5
3	5	GETTIN' LIPPY Georgina Cartwright	1	67.9 800m	0:04.09 Overall	0:59.86 [3] (0:04.09)	0:55.77 [4] (0:11.18)	0:44.59 [4] (0:10.91)	0:33.68 [4] (0:10.83)	0:22.85 [5] (0:10.99)	0:11.86 [6] (0:11.86)	3.73L	0:33.68 -2
4	9	LOVE MY LOUIS Olivia Kendal	4	67.8 600m	0:04.08 Overall	0:59.87 [4] (0:04.08)	0:55.79 [3] (0:11.37)	0:44.42 [6] (0:10.78)	0:33.64 [5] (0:10.78)	0:22.86 [6] (0:10.98)	0:11.88 [5] (0:11.88)	3.79L	0:33.64 -3
5	10	AMBERINGER Jackson Murphy	6	69.4 600m	0:04.10 Overall	1:00.02 [5] (0:04.10)	0:55.92 [6] (0:11.32)	0:44.60 [5] (0:10.94)	0:33.66 [6] (0:10.57)	0:23.09 [4] (0:11.04)	0:12.05 [4] (0:12.05)	4.67L	0:33.66 +5
6	3	STAR GAMBLE Justin Huxtable	5	68.5 1000m	0:04.17 Overall	1:00.10 [6] (0:04.17)	0:55.93 [8] (0:11.29)	0:44.64 [7] (0:11.08)	0:33.56 [9] (0:10.73)	0:22.83 [8] (0:10.95)	0:11.88 [7] (0:11.88)	5.18L	0:33.56 +4
7	6	CLOCKS TICKING Amy Graham	3	68.5 800m	0:04.09 Overall	1:00.51 [7] (0:04.09)	0:56.42 [5] (0:10.97)	0:45.45 [2] (0:10.85)	0:34.60 [2] (0:10.82)	0:23.78 [3] (0:11.23)	0:12.55 [3] (0:12.55)	7.56L	0:34.60 +0
8	8	IMPACTFULL MISS Liv O'Donnell	9	70.3 800m	0:04.24 Overall	1:00.84 [8] (0:04.24)	0:56.60 [9] (0:11.36)	0:45.24 [9] (0:10.82)	0:34.42 [8] (0:10.63)	0:23.79 [7] (0:11.18)	0:12.61 [8] (0:12.61)	9.54L	0:34.42 +9
9	2	INREADYNESS Warwick Satherley	2	68.6 600m	0:04.15 Overall	1:00.89 [9] (0:04.15)	0:56.74 [7] (0:11.34)	0:45.40 [8] (0:10.90)	0:34.50 [7] (0:10.94)	0:23.56 [9] (0:11.03)	0:12.53 [9] (0:12.53)	9.82L	0:34.50 -3

Scratched: Flying Maple (#4)

[] Ranking at each section and finish
 -:-:- No data available at this section
 NA No data available

SCN Saddle cloth number
 DNF Did not finish
 DNT Did not track



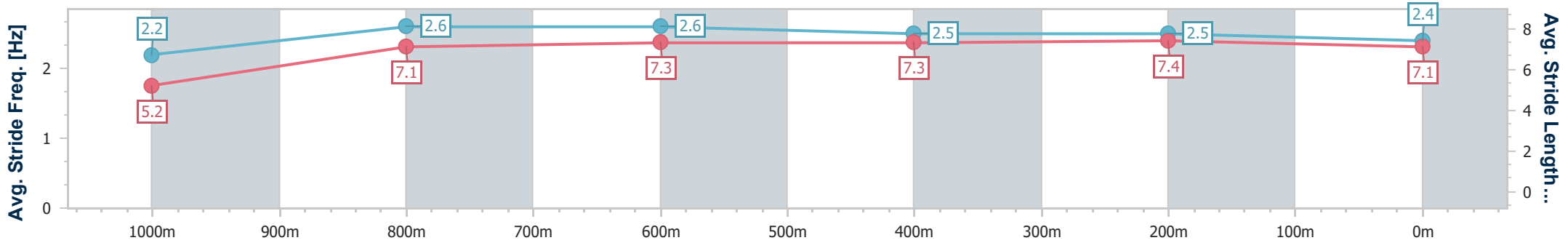
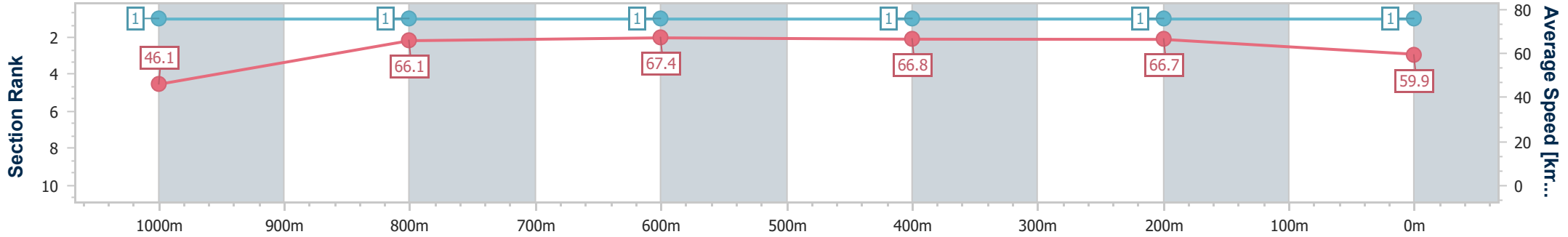
Horse/Jockey Name	Alloutatime
Final Rank	1
Fastest Section Time (Section)	0:03.92 (Overall)
Top Speed [km/h] (Section)	69.0 (800m)
Race State	Finished



Rockhampton QLD Professional
 Race 5: STENHOUSE PLUMBING Class 3 Plate - 1050m
 09 January 2025 - 16:41
 Track Rating: Good 4, Weather: Fine, Rail Position: +5m Entire



Section	Overall	1000m	800m	600m	400m	200m
Section Times	0:59.22 [1] (0:03.92)	0:55.30 [1] (0:10.99)	0:44.31 [1] (0:10.70)	0:33.61 [1] (0:10.78)	0:22.83 [1] (0:10.80)	0:12.03 [1] (0:12.03)
Average Speed [km/h]	46.1	66.1	67.4	66.8	66.7	59.9
Top Speed [km/h]	56.9	68.9	69.0	67.4	67.3	65.0
Avg. Dist. to Rail [m]	7.9	2.3	0.4	2.2	4.2	4.3
Avg. Stride Freq. [Hz]	2.2	2.6	2.6	2.5	2.5	2.4
Avg. Stride Length [m]	5.2	7.1	7.3	7.3	7.4	7.1



- [] Ranking at each section and finish
- .-.- No data available at this section
- NA No data available



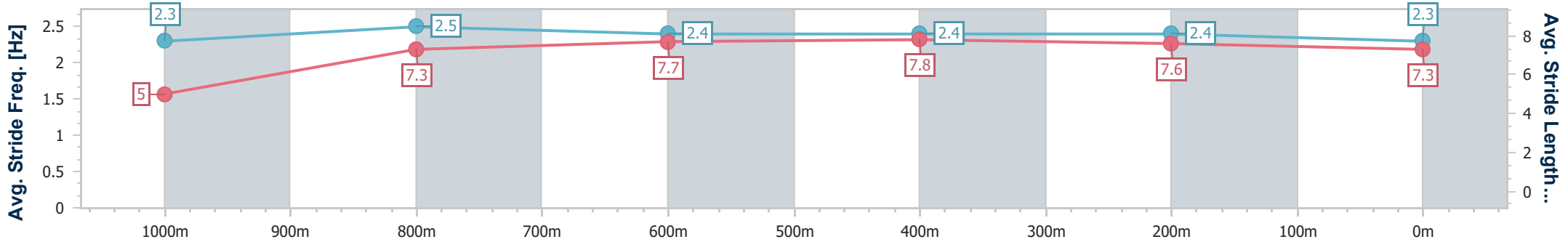
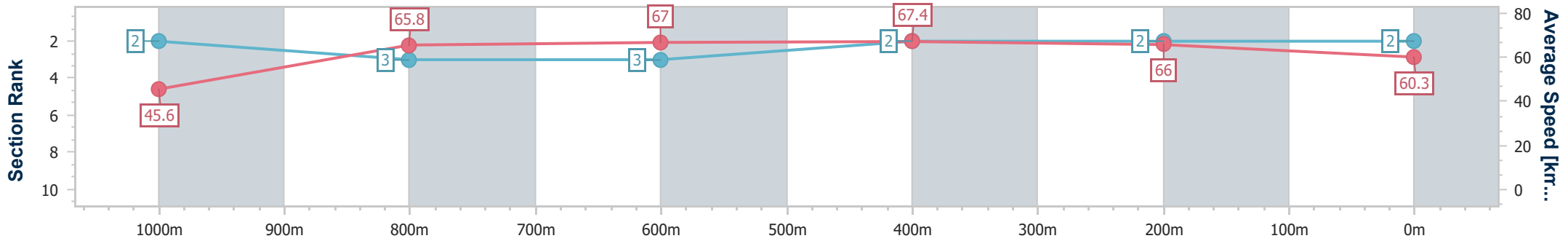
Horse/Jockey Name	Diddley Squat
Final Rank	2
Fastest Section Time (Section)	0:03.97 (Overall)
Top Speed [km/h] (Section)	68.8 (400m)
Race State	Finished



Rockhampton QLD Professional
 Race 5: STENHOUSE PLUMBING Class 3 Plate - 1050m
 09 January 2025 - 16:41
 Track Rating: Good 4, Weather: Fine, Rail Position: +5m Entire



Section	Overall	1000m	800m	600m	400m	200m
Section Times	0:59.53 [2] (0:03.97)	0:55.56 [2] (0:11.14)	0:44.42 [3] (0:10.88)	0:33.54 [3] (0:10.70)	0:22.84 [2] (0:10.89)	0:11.95 [2] (0:11.95)
Average Speed [km/h]	45.6	65.8	67.0	67.4	66.0	60.3
Top Speed [km/h]	57.6	68.5	68.6	68.8	68.8	63.3
Avg. Dist. to Rail [m]	9.9	3.9	1.6	3.0	4.0	4.9
Avg. Stride Freq. [Hz]	2.3	2.5	2.4	2.4	2.4	2.3
Avg. Stride Length [m]	5.0	7.3	7.7	7.8	7.6	7.3



- [] Ranking at each section and finish
- .-.- No data available at this section
- NA No data available



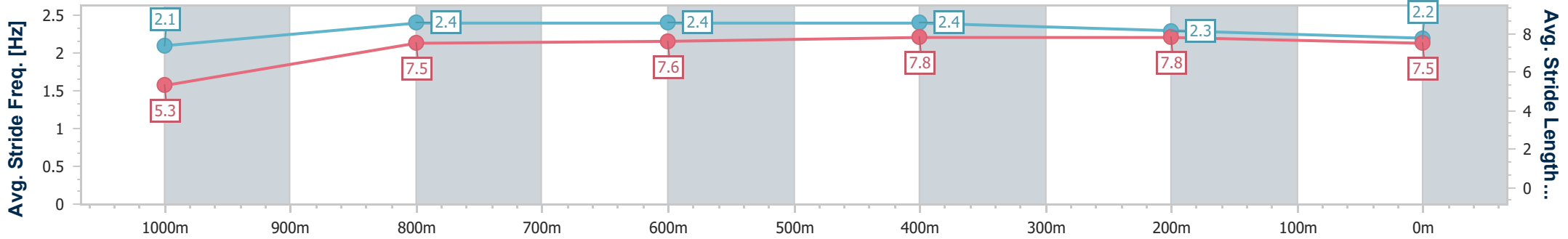
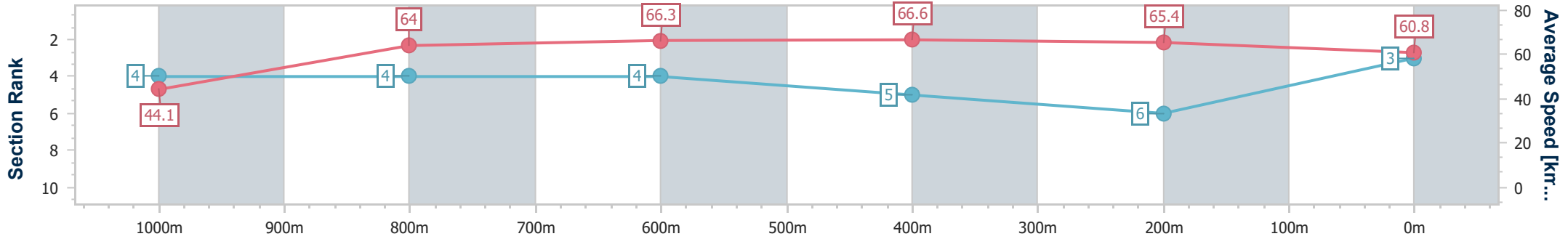
Horse/Jockey Name	Gettin' Lippy
Final Rank	3
Fastest Section Time (Section)	0:04.09 (Overall)
Top Speed [km/h] (Section)	67.9 (800m)
Race State	Finished



Rockhampton QLD Professional
 Race 5: STENHOUSE PLUMBING Class 3 Plate - 1050m
 09 January 2025 - 16:41
 Track Rating: Good 4, Weather: Fine, Rail Position: +5m Entire



Section	Overall	1000m	800m	600m	400m	200m
Section Times	0:59.86 [3] (0:04.09)	0:55.77 [4] (0:11.18)	0:44.59 [4] (0:10.91)	0:33.68 [4] (0:10.83)	0:22.85 [5] (0:10.99)	0:11.86 [6] (0:11.86)
Average Speed [km/h]	44.1	64.0	66.3	66.6	65.4	60.8
Top Speed [km/h]	57.0	67.1	67.9	67.7	67.4	63.8
Avg. Dist. to Rail [m]	2.4	0.9	1.0	1.7	3.0	3.5
Avg. Stride Freq. [Hz]	2.1	2.4	2.4	2.4	2.3	2.2
Avg. Stride Length [m]	5.3	7.5	7.6	7.8	7.8	7.5



- [] Ranking at each section and finish
- .-.- No data available at this section
- NA No data available



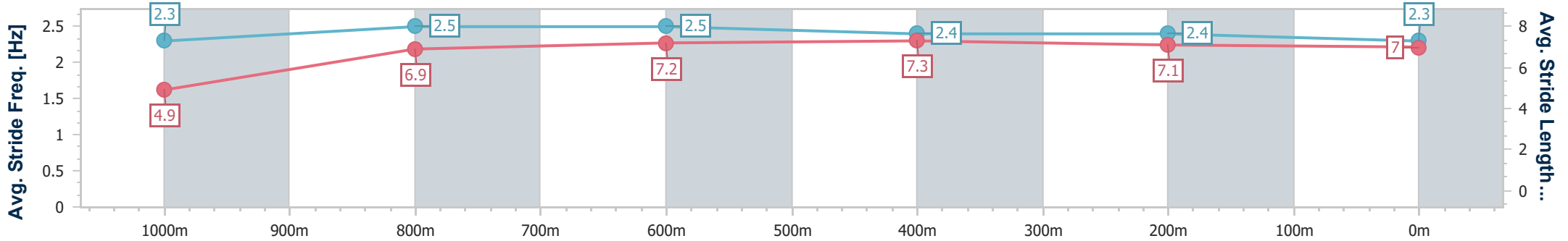
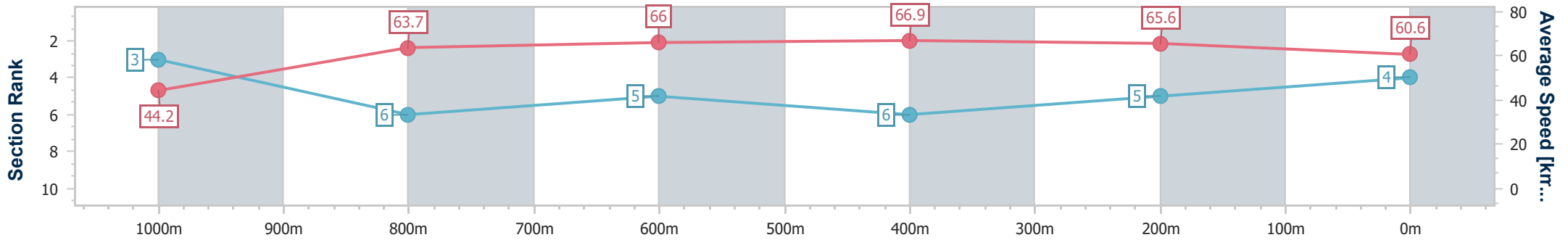
Horse/Jockey Name	Love My Louis
Final Rank	4
Fastest Section Time (Section)	0:04.08 (Overall)
Top Speed [km/h] (Section)	67.8 (600m)
Race State	Finished



Rockhampton QLD Professional
 Race 5: STENHOUSE PLUMBING Class 3 Plate - 1050m
 09 January 2025 - 16:41
 Track Rating: Good 4, Weather: Fine, Rail Position: +5m Entire



Section	Overall	1000m	800m	600m	400m	200m
Section Times	0:59.87 [4] (0:04.08)	0:55.79 [3] (0:11.37)	0:44.42 [6] (0:10.78)	0:33.64 [5] (0:10.78)	0:22.86 [6] (0:10.98)	0:11.88 [5] (0:11.88)
Average Speed [km/h]	44.2	63.7	66.0	66.9	65.6	60.6
Top Speed [km/h]	55.7	66.1	67.3	67.8	67.3	63.2
Avg. Dist. to Rail [m]	5.8	1.7	1.2	0.5	0.9	2.1
Avg. Stride Freq. [Hz]	2.3	2.5	2.5	2.4	2.4	2.3
Avg. Stride Length [m]	4.9	6.9	7.2	7.3	7.1	7.0



- [] Ranking at each section and finish
- .-.- No data available at this section
- NA No data available



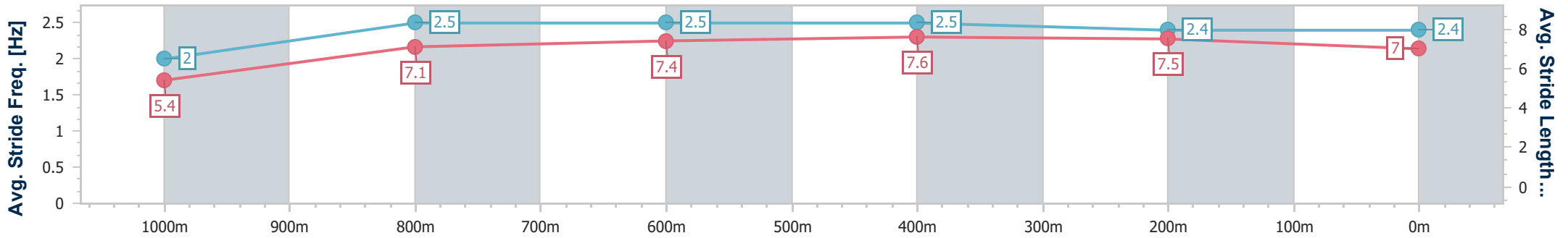
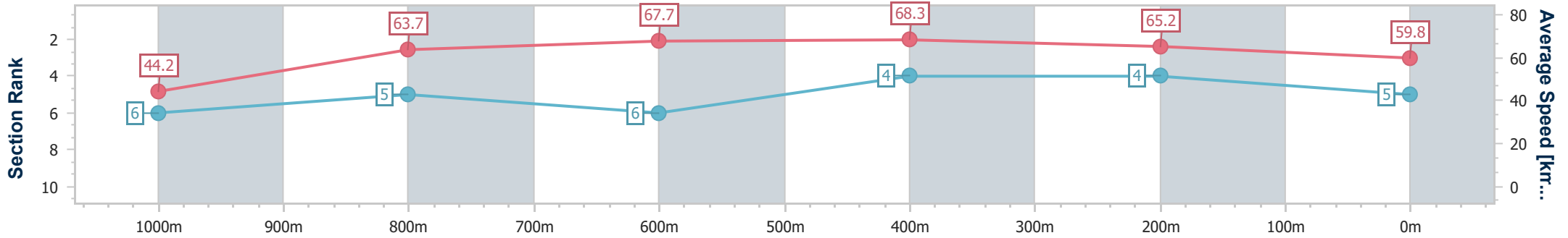
Horse/Jockey Name	Amberinger
Final Rank	5
Fastest Section Time (Section)	0:04.10 (Overall)
Top Speed [km/h] (Section)	69.4 (600m)
Race State	Finished



Rockhampton QLD Professional
 Race 5: STENHOUSE PLUMBING Class 3 Plate - 1050m
 09 January 2025 - 16:41
 Track Rating: Good 4, Weather: Fine, Rail Position: +5m Entire



Section	Overall	1000m	800m	600m	400m	200m
Section Times	1:00.02 [5] (0:04.10)	0:55.92 [6] (0:11.32)	0:44.60 [5] (0:10.94)	0:33.66 [6] (0:10.57)	0:23.09 [4] (0:11.04)	0:12.05 [4]
Average Speed [km/h]	44.2	63.7	67.7	68.3	65.2	59.8
Top Speed [km/h]	56.2	67.5	69.0	69.4	67.7	62.3
Avg. Dist. to Rail [m]	6.0	1.0	3.4	4.6	6.5	7.3
Avg. Stride Freq. [Hz]	2.0	2.5	2.5	2.5	2.4	2.4
Avg. Stride Length [m]	5.4	7.1	7.4	7.6	7.5	7.0



- [] Ranking at each section and finish
- .-.- No data available at this section
- NA No data available



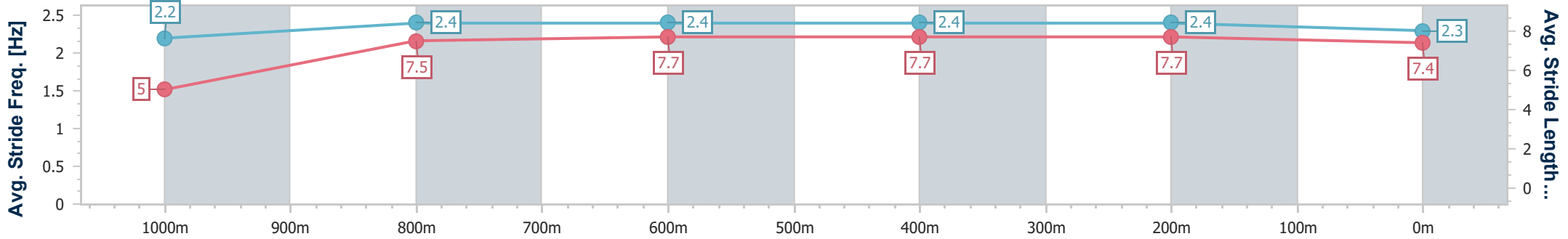
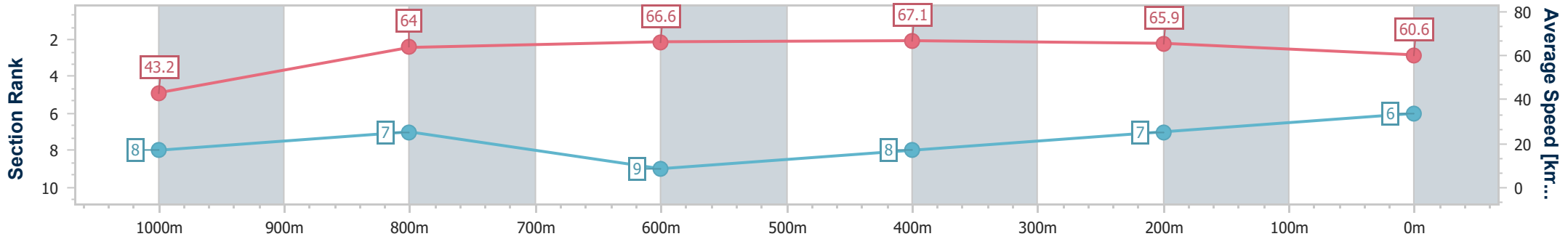
Horse/Jockey Name	Star Gamble
Final Rank	6
Fastest Section Time (Section)	0:04.17 (Overall)
Top Speed [km/h] (Section)	68.5 (1000m)
Race State	Finished



Rockhampton QLD Professional
 Race 5: STENHOUSE PLUMBING Class 3 Plate - 1050m
 09 January 2025 - 16:41
 Track Rating: Good 4, Weather: Fine, Rail Position: +5m Entire



Section	Overall	1000m	800m	600m	400m	200m
Section Times	1:00.10 [6] (0:04.17)	0:55.93 [8] (0:11.29)	0:44.64 [7] (0:11.08)	0:33.56 [9] (0:10.73)	0:22.83 [8] (0:10.95)	0:11.88 [7]
Average Speed [km/h]	43.2	64.0	66.6	67.1	65.9	60.6
Top Speed [km/h]	55.0	68.5	68.0	68.4	67.7	64.3
Avg. Dist. to Rail [m]	6.1	1.2	3.1	4.0	5.1	4.6
Avg. Stride Freq. [Hz]	2.2	2.4	2.4	2.4	2.4	2.3
Avg. Stride Length [m]	5.0	7.5	7.7	7.7	7.7	7.4



- [] Ranking at each section and finish
- .-.- No data available at this section
- NA No data available



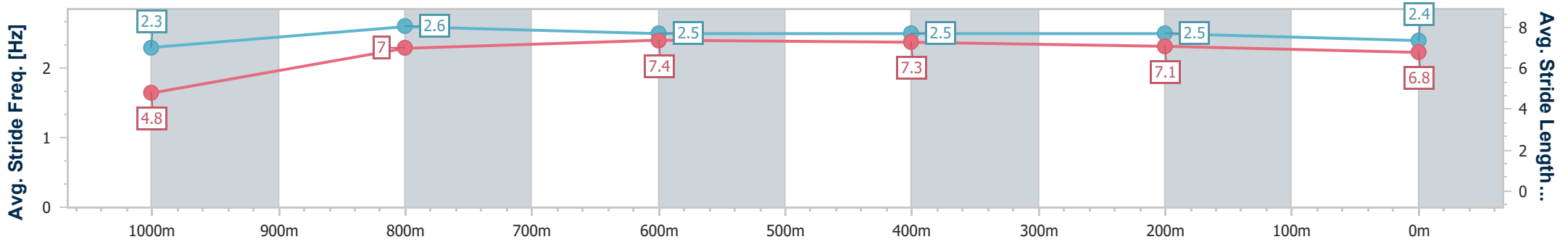
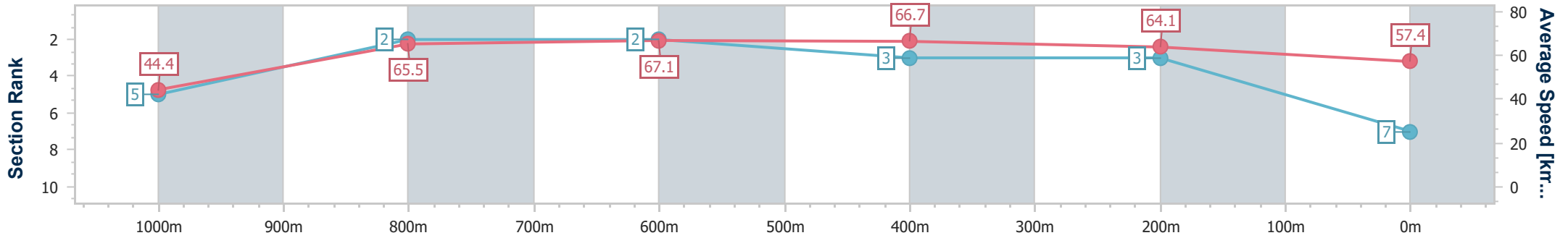
Horse/Jockey Name	Clocks Ticking
Final Rank	7
Fastest Section Time (Section)	0:04.09 (Overall)
Top Speed [km/h] (Section)	68.5 (800m)
Race State	Finished



Rockhampton QLD Professional
 Race 5: STENHOUSE PLUMBING Class 3 Plate - 1050m
 09 January 2025 - 16:41
 Track Rating: Good 4, Weather: Fine, Rail Position: +5m Entire



Section	Overall	1000m	800m	600m	400m	200m
Section Times	1:00.51 [7] (0:04.09)	0:56.42 [5] (0:10.97)	0:45.45 [2] (0:10.85)	0:34.60 [2] (0:10.82)	0:23.78 [3] (0:11.23)	0:12.55 [3] (0:12.55)
Average Speed [km/h]	44.4	65.5	67.1	66.7	64.1	57.4
Top Speed [km/h]	58.3	67.2	68.5	67.2	66.8	61.1
Avg. Dist. to Rail [m]	4.5	0.9	1.5	1.8	0.4	1.8
Avg. Stride Freq. [Hz]	2.3	2.6	2.5	2.5	2.5	2.4
Avg. Stride Length [m]	4.8	7.0	7.4	7.3	7.1	6.8



- [] Ranking at each section and finish
- .-.- No data available at this section
- NA No data available



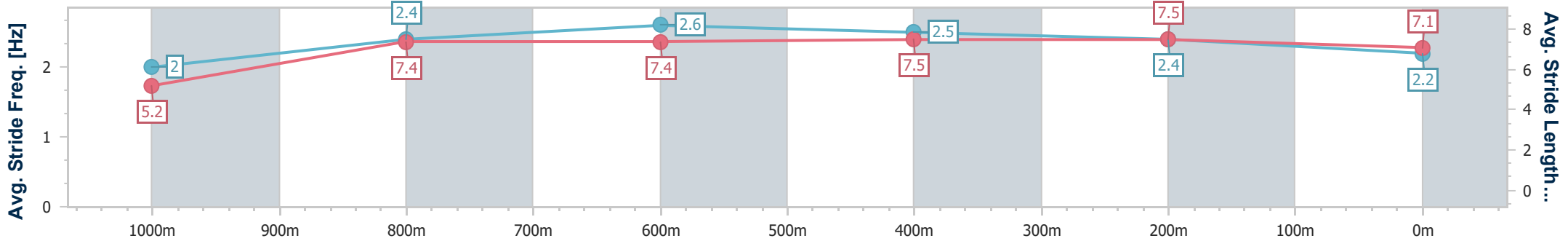
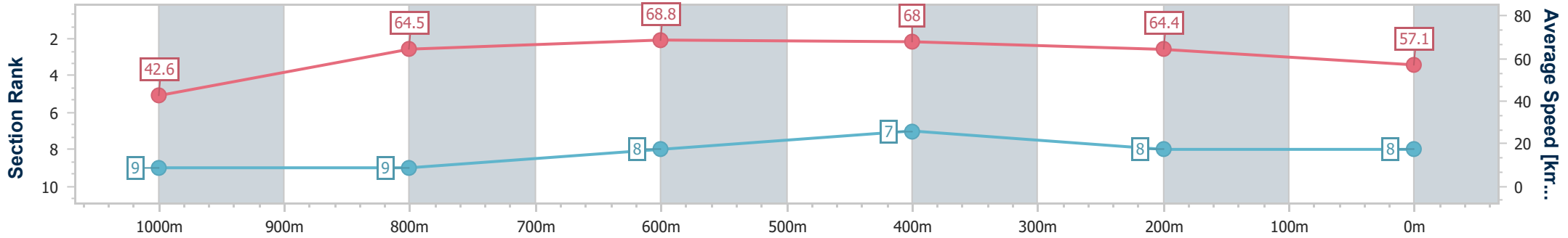
Horse/Jockey Name	Impactfull Miss
Final Rank	8
Fastest Section Time (Section)	0:04.24 (Overall)
Top Speed [km/h] (Section)	70.3 (800m)
Race State	Finished



Rockhampton QLD Professional
 Race 5: STENHOUSE PLUMBING Class 3 Plate - 1050m
 09 January 2025 - 16:41
 Track Rating: Good 4, Weather: Fine, Rail Position: +5m Entire



Section	Overall	1000m	800m	600m	400m	200m
Section Times	1:00.84 [8] (0:04.24)	0:56.60 [9] (0:11.36)	0:45.24 [9] (0:10.82)	0:34.42 [8] (0:10.63)	0:23.79 [7] (0:11.18)	0:12.61 [8] (0:12.61)
Average Speed [km/h]	42.6	64.5	68.8	68.0	64.4	57.1
Top Speed [km/h]	56.4	67.6	70.3	68.6	67.5	61.4
Avg. Dist. to Rail [m]	10.4	3.8	4.2	5.7	6.6	6.8
Avg. Stride Freq. [Hz]	2.0	2.4	2.6	2.5	2.4	2.2
Avg. Stride Length [m]	5.2	7.4	7.4	7.5	7.5	7.1



- [] Ranking at each section and finish
- .-.- No data available at this section
- NA No data available



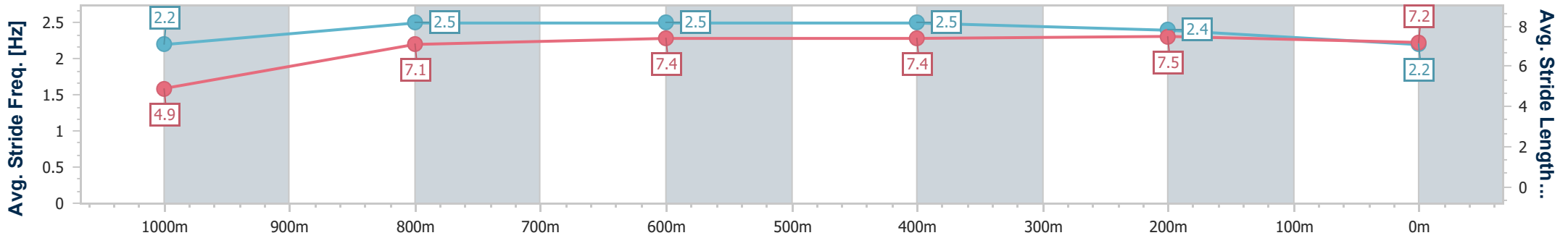
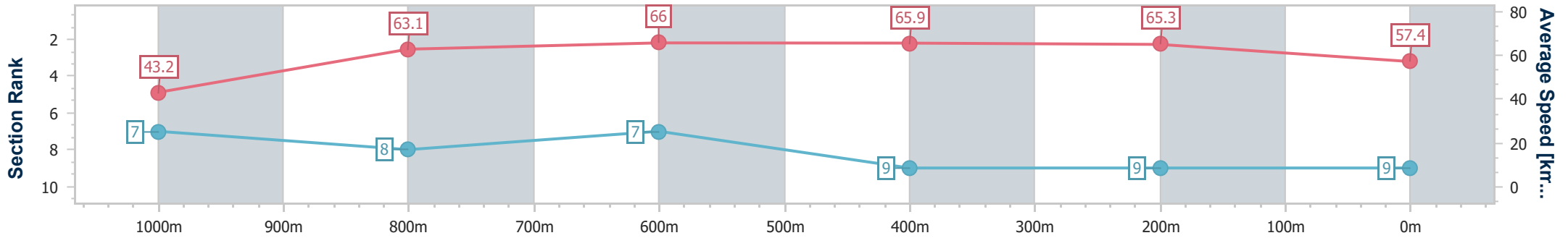
Horse/Jockey Name	Inreadyness
Final Rank	9
Fastest Section Time (Section)	0:04.15 (Overall)
Top Speed [km/h] (Section)	68.6 (600m)
Race State	Finished



Rockhampton QLD Professional
 Race 5: STENHOUSE PLUMBING Class 3 Plate - 1050m
 09 January 2025 - 16:41
 Track Rating: Good 4, Weather: Fine, Rail Position: +5m Entire



Section	Overall	1000m	800m	600m	400m	200m
Section Times	1:00.89 [9] (0:04.15)	0:56.74 [7] (0:11.34)	0:45.40 [8] (0:10.90)	0:34.50 [7] (0:10.94)	0:23.56 [9] (0:11.03)	0:12.53 [9] (0:12.53)
Average Speed [km/h]	43.2	63.1	66.0	65.9	65.3	57.4
Top Speed [km/h]	55.6	66.3	66.5	68.6	67.5	64.1
Avg. Dist. to Rail [m]	3.5	1.2	0.8	1.2	2.2	2.0
Avg. Stride Freq. [Hz]	2.2	2.5	2.5	2.5	2.4	2.2
Avg. Stride Length [m]	4.9	7.1	7.4	7.4	7.5	7.2



- [] Ranking at each section and finish
- .-.- No data available at this section
- NA No data available



Rockhampton QLD Professional

Race 6: HIGGINS COATINGS BENCHMARK 55 Handicap - 1200m

09 January 2025 - 17:21



Track Rating: Good 4, Weather: Fine, Rail Position: +5m Entire

Section		Overall											Last 600m	
Field Times		1:09.12											0:34.28	
		(0:12.90)												
		1000m												
		0:56.22												
		(0:10.58)												
		800m												
		0:45.64												
		(0:11.36)												
		600m												
		0:34.28												
		(0:11.14)												
		400m												
		0:23.14												
		(0:11.06)												
		200m												
		0:12.08												
		(0:12.08)												
Rank	TAB	Horse/Jockey	Barrier	Top Speed [km/h]	Fastest Section	Overall	1000m	800m	600m	400m	200m	Margin	Distance Travelled [m]	
1	3	SUNDARA	1	68.4	0:10.72	1:09.12 [1]	0:55.91 [7]	0:45.06 [5]	0:33.68 [5]	0:22.96 [3]	0:12.08 [1]	1:09.12	0:33.68	
		Ryan Wiggins		600m	600m	(0:13.21)	(0:10.85)	(0:11.38)	(0:10.72)	(0:10.88)	(0:12.08)			
2	6	DISCOVERED GOLD	3	70.2	0:10.54	1:09.80 [2]	0:56.86 [2]	0:46.32 [1]	0:34.96 [1]	0:23.82 [1]	0:12.59 [2]	4L	0:34.96	
		McKenzie Apel		1000m	1000m	(0:12.94)	(0:10.54)	(0:11.36)	(0:11.14)	(0:11.23)	(0:12.59)		-6	
3	8	OUTBACK BANDIT	7	68.8	0:10.84	1:09.82 [3]	0:56.88 [3]	0:45.78 [4]	0:34.39 [4]	0:23.55 [4]	0:12.31 [3]	4.12L	0:34.39	
		Justin Huxtable		600m	600m	(0:12.94)	(0:11.10)	(0:11.39)	(0:10.84)	(0:11.24)	(0:12.31)		+0	
4	10	JUST BINGO	10	67.3	0:10.78	1:10.00 [4]	0:56.15 [11]	0:45.09 [11]	0:33.79 [11]	0:23.01 [9]	0:11.90 [8]	5.16L	0:33.79	
		Olivia Kendal		600m	600m	(0:13.85)	(0:11.06)	(0:11.30)	(0:10.78)	(0:11.11)	(0:11.90)		+0	
5	12	MONDAY CHOICE	9	68.0	0:10.92	1:10.05 [5]	0:56.45 [10]	0:45.53 [10]	0:34.12 [9]	0:23.13 [8]	0:11.98 [7]	5.5L	0:34.12	
		Tasha Chambers		1000m	1000m	(0:13.60)	(0:10.92)	(0:11.41)	(0:10.99)	(0:11.15)	(0:11.98)		+2	
6	5	PHANTOM FLIGHT	6	67.0	0:10.89	1:10.12 [6]	0:56.55 [9]	0:45.66 [9]	0:34.46 [7]	0:23.41 [7]	0:12.16 [5]	5.89L	0:34.46	
		Jackson Murphy		1000m	1000m	(0:13.57)	(0:10.89)	(0:11.20)	(0:11.05)	(0:11.25)	(0:12.16)		-7	
7	9	TAHKIAN BUBBLES	4	69.4	0:10.78	1:10.56 [7]	0:57.51 [4]	0:46.73 [3]	0:35.27 [3]	0:24.23 [5]	0:12.59 [6]	8.49L	0:35.27	
		Amy Graham		1000m	1000m	(0:13.05)	(0:10.78)	(0:11.46)	(0:11.04)	(0:11.64)	(0:12.59)		-4	
8	13	CHILL OUT MISS	8	66.9	0:11.05	1:10.64 [8]	0:57.35 [8]	0:46.30 [8]	0:34.63 [10]	0:23.55 [11]	0:12.25 [9]	8.96L	0:34.63	
		Warwick Satherley		600m	1000m	(0:13.29)	(0:11.05)	(0:11.67)	(0:11.08)	(0:11.30)	(0:12.25)		-5	
9	4	ANSWERING	5	68.4	0:10.76	1:11.04 [9]	0:58.14 [1]	0:47.38 [2]	0:36.09 [2]	0:25.00 [2]	0:13.33 [4]	11.33L	0:36.09	
		Ashley Butler		1000m	1000m	(0:12.90)	(0:10.76)	(0:11.29)	(0:11.09)	(0:11.67)	(0:13.33)		-2	
10	11	MASONRY MAN	2	67.7	0:10.89	1:11.74 [10]	0:58.54 [6]	0:47.65 [6]	0:36.20 [6]	0:25.06 [6]	0:13.22 [10]	15.39L	0:36.20	
		Georgina Cartwright		1000m	1000m	(0:13.20)	(0:10.89)	(0:11.45)	(0:11.14)	(0:11.84)	(0:13.22)		-1	

Scratched: The Hairdresser (#7), Cavente (#1)

[] Ranking at each section and finish
 -:-:- No data available at this section
 NA No data available

SCN Saddle cloth number
 DNF Did not finish
 DNT Did not track



Rockhampton QLD Professional

Race 6: HIGGINS COATINGS BENCHMARK 55 Handicap - 1200m

09 January 2025 - 17:21



Track Rating: Good 4, Weather: Fine, Rail Position: +5m Entire

Section	Overall	1000m	800m	600m	400m	200m	Last 600m
Field Times	1:09.12 (0:12.90)	0:56.22 (0:10.58)	0:45.64 (0:11.36)	0:34.28 (0:11.14)	0:23.14 (0:11.06)	0:12.08 (0:12.08)	0:34.28

Rank	TAB	Horse/Jockey	Barrier	Top Speed [km/h]	Fastest Section	Overall	1000m	800m	600m	400m	200m	Margin	Distance Travelled [m]	
11	2	MIL CIENTO	11	67.0	0:11.09	1:11.75 [11]	0:58.59 [5]	0:47.50 [7]	0:35.91 [8]	0:24.72 [10]	0:13.02 [11]	15.45L	0:35.91	+0
		Liv O'Donnell		1000m	1000m	(0:13.16)	(0:11.09)	(0:11.59)	(0:11.19)	(0:11.70)	(0:13.02)			

Scratched: The Hairdresser (#7), Cavente (#1)

[] Ranking at each section and finish
 -:-:- No data available at this section
 NA No data available

SCN Saddle cloth number
 DNF Did not finish
 DNT Did not track



Horse/Jockey Name	Sundara
Final Rank	1
Fastest Section Time (Section)	0:10.72 (600m)
Top Speed [km/h] (Section)	68.4 (600m)
Race State	Finished



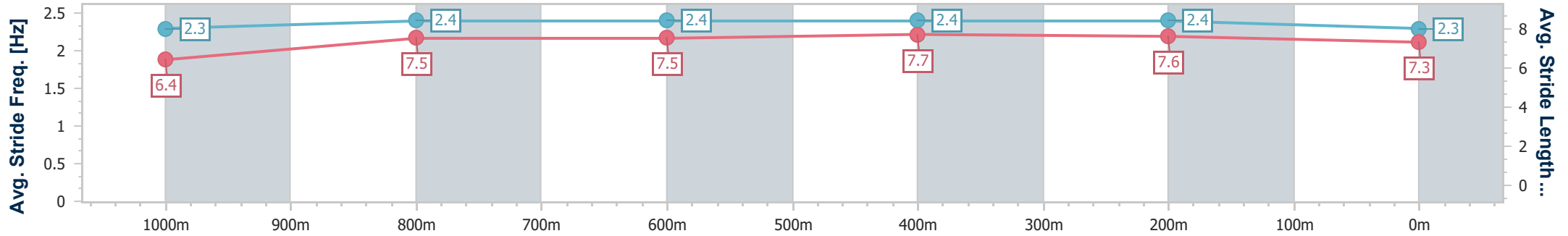
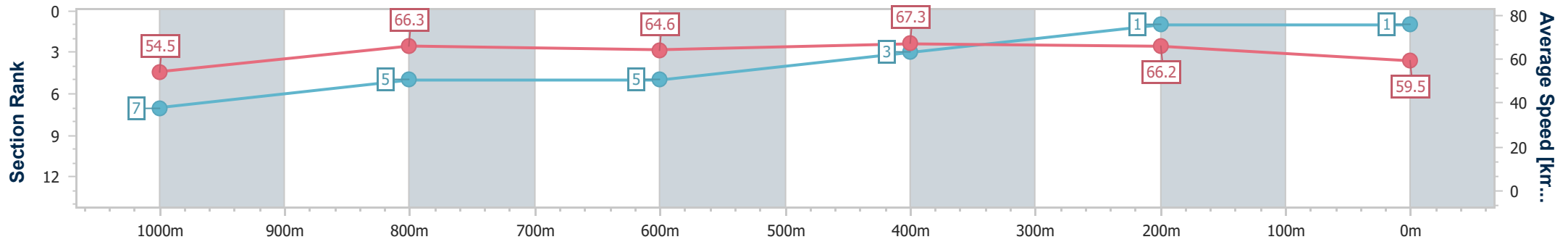
Rockhampton QLD Professional
Race 6: HIGGINS COATINGS BENCHMARK 55 Handicap - 1200m

09 January 2025 - 17:21

Track Rating: Good 4, Weather: Fine, Rail Position: +5m Entire



Section	Overall	1000m	800m	600m	400m	200m
Section Times	1:09.12 [1] (0:13.21)	0:55.91 [7] (0:10.85)	0:45.06 [5] (0:11.38)	0:33.68 [5] (0:10.72)	0:22.96 [3] (0:10.88)	0:12.08 [1] (0:12.08)
Average Speed [km/h]	54.5	66.3	64.6	67.3	66.2	59.5
Top Speed [km/h]	67.0	68.3	66.4	68.4	68.3	64.1
Avg. Dist. to Rail [m]	1.6	0.7	2.7	4.4	5.3	6.3
Avg. Stride Freq. [Hz]	2.3	2.4	2.4	2.4	2.4	2.3
Avg. Stride Length [m]	6.4	7.5	7.5	7.7	7.6	7.3



- [] Ranking at each section and finish
- .-.- No data available at this section
- NA No data available



Horse/Jockey Name	Discovered Gold
Final Rank	2
Fastest Section Time (Section)	0:10.54 (1000m)
Top Speed [km/h] (Section)	70.2 (1000m)
Race State	Finished



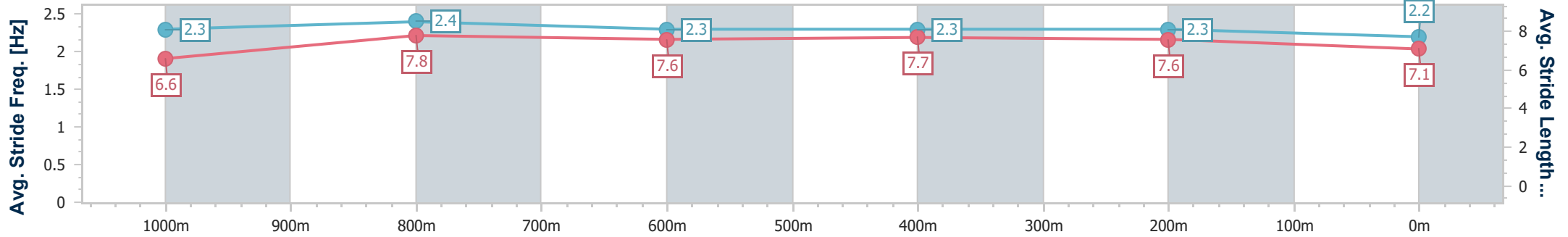
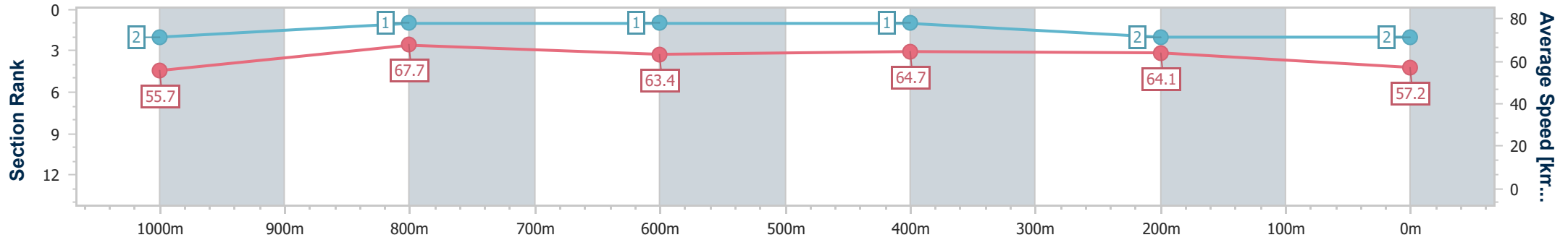
Rockhampton QLD Professional
Race 6: HIGGINS COATINGS BENCHMARK 55 Handicap - 1200m

09 January 2025 - 17:21

Track Rating: Good 4, Weather: Fine, Rail Position: +5m Entire



Section	Overall	1000m	800m	600m	400m	200m
Section Times	1:09.80 [2] (0:12.94)	0:56.86 [2] (0:10.54)	0:46.32 [1] (0:11.36)	0:34.96 [1] (0:11.14)	0:23.82 [1] (0:11.23)	0:12.59 [2] (0:12.59)
Average Speed [km/h]	55.7	67.7	63.4	64.7	64.1	57.2
Top Speed [km/h]	69.9	70.2	64.5	66.2	66.2	61.2
Avg. Dist. to Rail [m]	3.1	1.4	0.6	1.0	1.6	1.4
Avg. Stride Freq. [Hz]	2.3	2.4	2.3	2.3	2.3	2.2
Avg. Stride Length [m]	6.6	7.8	7.6	7.7	7.6	7.1



- [] Ranking at each section and finish
- .-.- No data available at this section
- NA No data available



Horse/Jockey Name	Outback Bandit
Final Rank	3
Fastest Section Time (Section)	0:10.84 (600m)
Top Speed [km/h] (Section)	68.8 (600m)
Race State	Finished



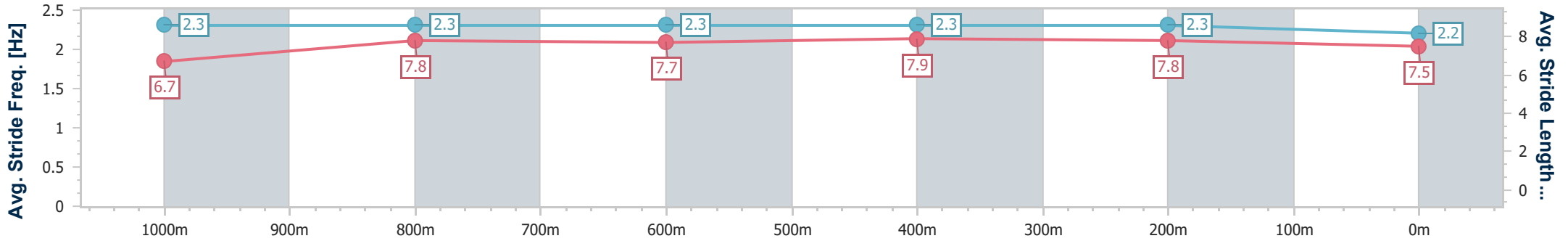
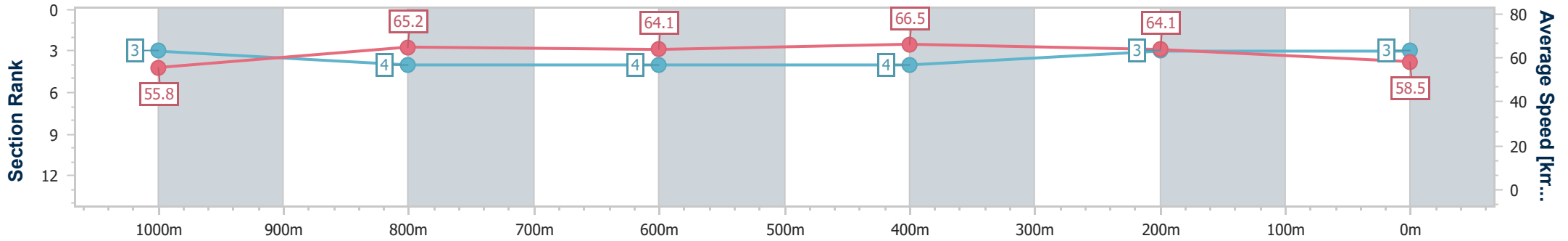
Rockhampton QLD Professional
Race 6: HIGGINS COATINGS BENCHMARK 55 Handicap - 1200m

09 January 2025 - 17:21

Track Rating: Good 4, Weather: Fine, Rail Position: +5m Entire



Section	Overall	1000m	800m	600m	400m	200m
Section Times	1:09.82 [3] (0:12.94)	0:56.88 [3] (0:11.10)	0:45.78 [4] (0:11.39)	0:34.39 [4] (0:10.84)	0:23.55 [4] (0:11.24)	0:12.31 [3] (0:12.31)
Average Speed [km/h]	55.8	65.2	64.1	66.5	64.1	58.5
Top Speed [km/h]	67.8	67.7	65.9	68.8	66.0	61.7
Avg. Dist. to Rail [m]	6.0	1.3	1.7	4.5	5.9	5.8
Avg. Stride Freq. [Hz]	2.3	2.3	2.3	2.3	2.3	2.2
Avg. Stride Length [m]	6.7	7.8	7.7	7.9	7.8	7.5



- [] Ranking at each section and finish
- .-.- No data available at this section
- NA No data available



Horse/Jockey Name	Just Bingo
Final Rank	4
Fastest Section Time (Section)	0:10.78 (600m)
Top Speed [km/h] (Section)	67.3 (600m)
Race State	Finished



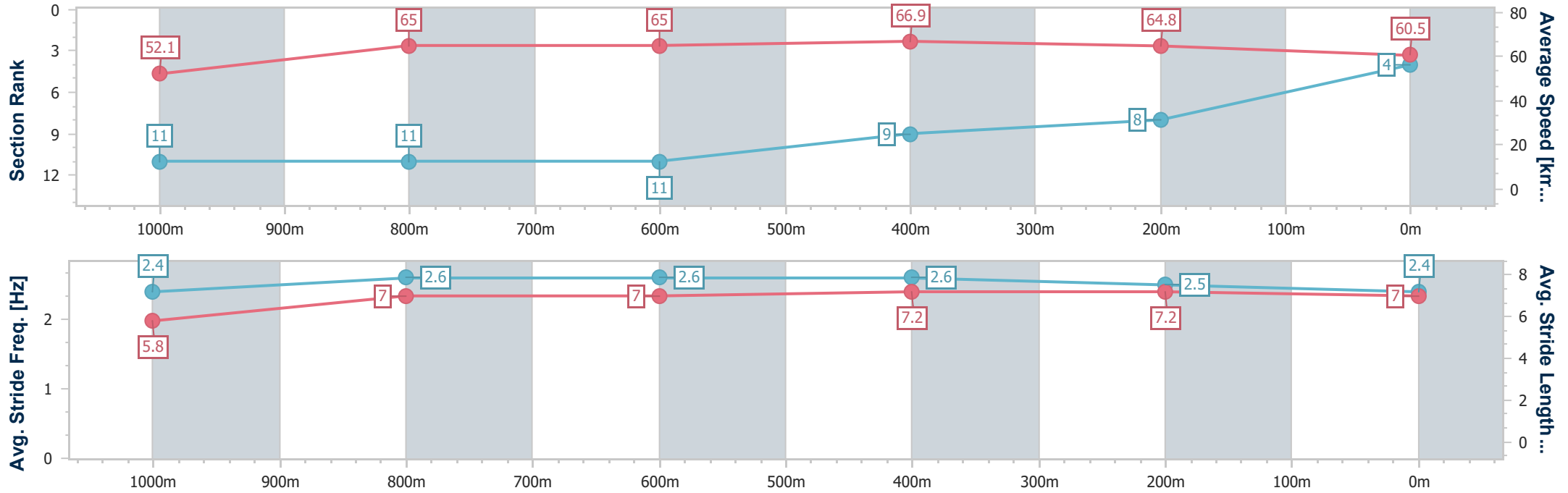
Rockhampton QLD Professional
Race 6: HIGGINS COATINGS BENCHMARK 55 Handicap - 1200m

09 January 2025 - 17:21

Track Rating: Good 4, Weather: Fine, Rail Position: +5m Entire



Section	Overall	1000m	800m	600m	400m	200m
Section Times	1:10.00 [4] (0:13.85)	0:56.15 [11] (0:11.06)	0:45.09 [11] (0:11.30)	0:33.79 [11] (0:10.78)	0:23.01 [9] (0:11.11)	0:11.90 [8] (0:11.90)
Average Speed [km/h]	52.1	65.0	65.0	66.9	64.8	60.5
Top Speed [km/h]	64.7	65.4	66.1	67.3	65.7	63.1
Avg. Dist. to Rail [m]	7.2	1.1	2.5	1.7	2.7	5.0
Avg. Stride Freq. [Hz]	2.4	2.6	2.6	2.6	2.5	2.4
Avg. Stride Length [m]	5.8	7.0	7.0	7.2	7.2	7.0



- [] Ranking at each section and finish
- .-.- No data available at this section
- NA No data available



Horse/Jockey Name	Monday Choice
Final Rank	5
Fastest Section Time (Section)	0:10.92 (1000m)
Top Speed [km/h] (Section)	68.0 (1000m)
Race State	Finished



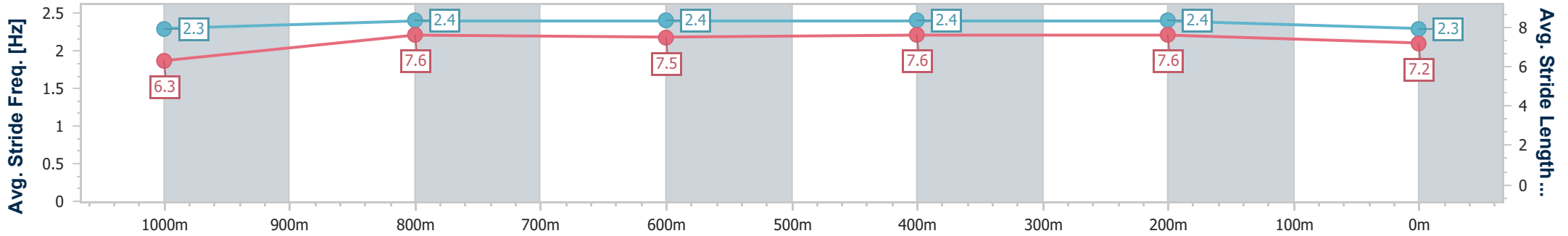
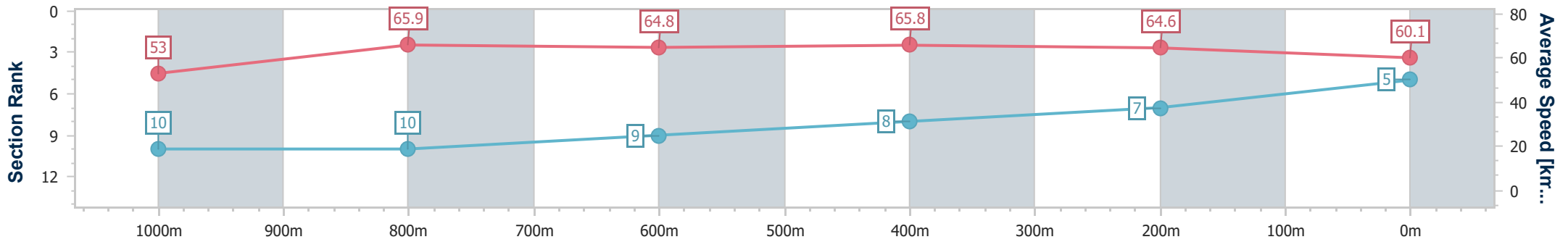
Rockhampton QLD Professional
Race 6: HIGGINS COATINGS BENCHMARK 55 Handicap - 1200m

09 January 2025 - 17:21

Track Rating: Good 4, Weather: Fine, Rail Position: +5m Entire



Section	Overall	1000m	800m	600m	400m	200m
Section Times	1:10.05 [5] (0:13.60)	0:56.45 [10] (0:10.92)	0:45.53 [10] (0:11.41)	0:34.12 [9] (0:10.99)	0:23.13 [8] (0:11.15)	0:11.98 [7] (0:11.98)
Average Speed [km/h]	53.0	65.9	64.8	65.8	64.6	60.1
Top Speed [km/h]	67.9	68.0	66.0	66.9	65.8	62.5
Avg. Dist. to Rail [m]	5.4	0.5	3.4	5.4	5.3	7.7
Avg. Stride Freq. [Hz]	2.3	2.4	2.4	2.4	2.4	2.3
Avg. Stride Length [m]	6.3	7.6	7.5	7.6	7.6	7.2



- [] Ranking at each section and finish
- .-.- No data available at this section
- NA No data available



Horse/Jockey Name	Phantom Flight
Final Rank	6
Fastest Section Time (Section)	0:10.89 (1000m)
Top Speed [km/h] (Section)	67.0 (1000m)
Race State	Finished



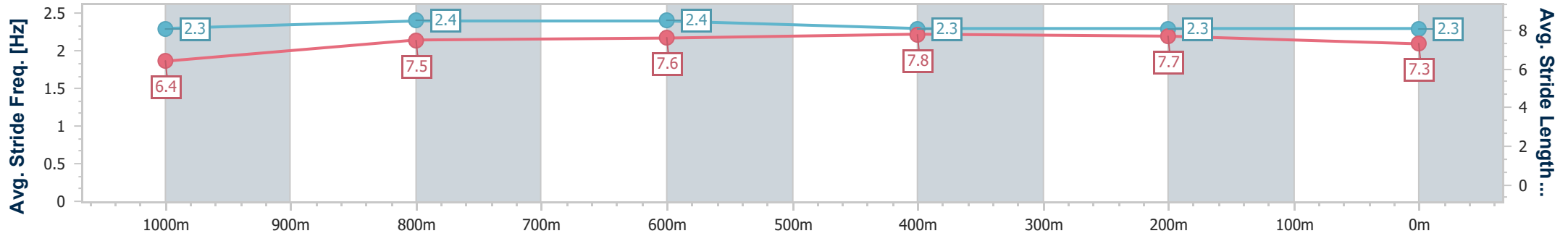
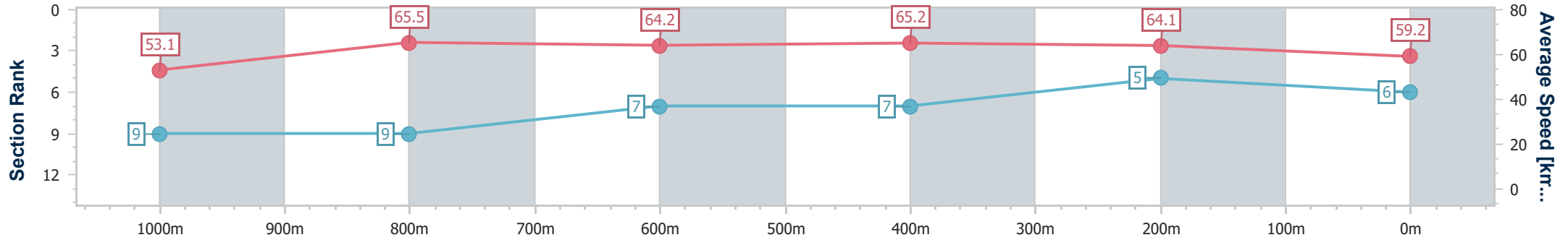
Rockhampton QLD Professional
Race 6: HIGGINS COATINGS BENCHMARK 55 Handicap - 1200m

09 January 2025 - 17:21

Track Rating: Good 4, Weather: Fine, Rail Position: +5m Entire



Section	Overall	1000m	800m	600m	400m	200m
Section Times	1:10.12 [6] (0:13.57)	0:56.55 [9] (0:10.89)	0:45.66 [9] (0:11.20)	0:34.46 [7] (0:11.05)	0:23.41 [7] (0:11.25)	0:12.16 [5] (0:12.16)
Average Speed [km/h]	53.1	65.5	64.2	65.2	64.1	59.2
Top Speed [km/h]	65.8	67.0	65.2	66.4	65.8	62.0
Avg. Dist. to Rail [m]	3.1	1.6	1.0	2.4	3.6	5.3
Avg. Stride Freq. [Hz]	2.3	2.4	2.4	2.3	2.3	2.3
Avg. Stride Length [m]	6.4	7.5	7.6	7.8	7.7	7.3



- [] Ranking at each section and finish
- .-.- No data available at this section
- NA No data available



Horse/Jockey Name	Tahkian Bubbles
Final Rank	7
Fastest Section Time (Section)	0:10.78 (1000m)
Top Speed [km/h] (Section)	69.4 (1000m)
Race State	Finished



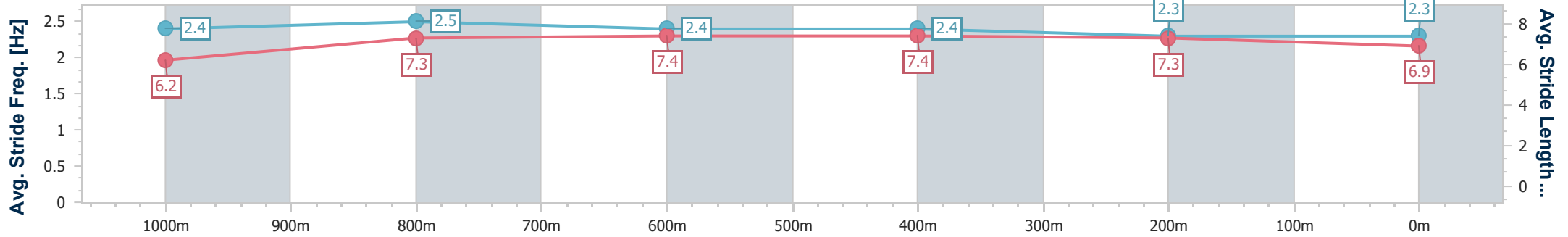
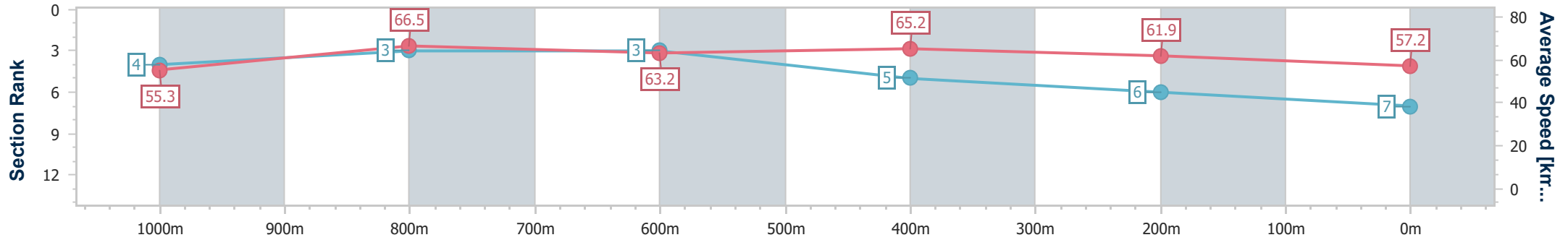
Rockhampton QLD Professional
Race 6: HIGGINS COATINGS BENCHMARK 55 Handicap - 1200m

09 January 2025 - 17:21

Track Rating: Good 4, Weather: Fine, Rail Position: +5m Entire



Section	Overall	1000m	800m	600m	400m	200m
Section Times	1:10.56 [7] (0:13.05)	0:57.51 [4] (0:10.78)	0:46.73 [3] (0:11.46)	0:35.27 [3] (0:11.04)	0:24.23 [5] (0:11.64)	0:12.59 [6] (0:12.59)
Average Speed [km/h]	55.3	66.5	63.2	65.2	61.9	57.2
Top Speed [km/h]	68.3	69.4	65.3	67.2	65.5	60.3
Avg. Dist. to Rail [m]	3.7	0.6	0.7	2.0	1.2	1.0
Avg. Stride Freq. [Hz]	2.4	2.5	2.4	2.4	2.3	2.3
Avg. Stride Length [m]	6.2	7.3	7.4	7.4	7.3	6.9



- [] Ranking at each section and finish
- .-.- No data available at this section
- NA No data available



Horse/Jockey Name	Chill Out Miss
Final Rank	8
Fastest Section Time (Section)	0:11.05 (1000m)
Top Speed [km/h] (Section)	66.9 (600m)
Race State	Finished



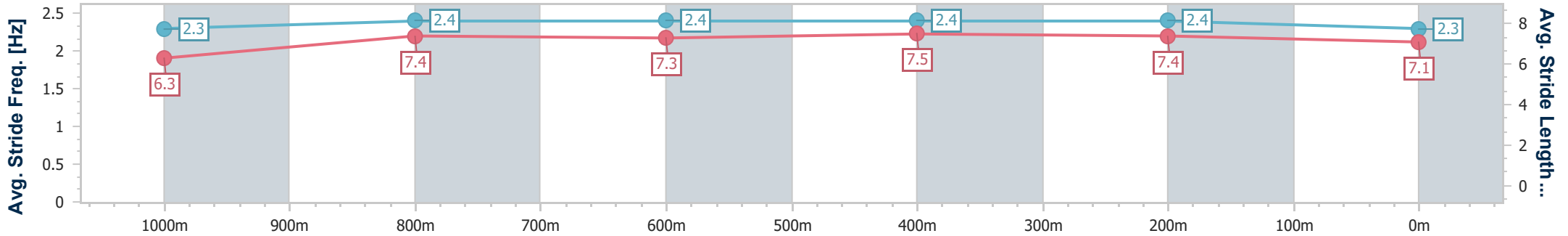
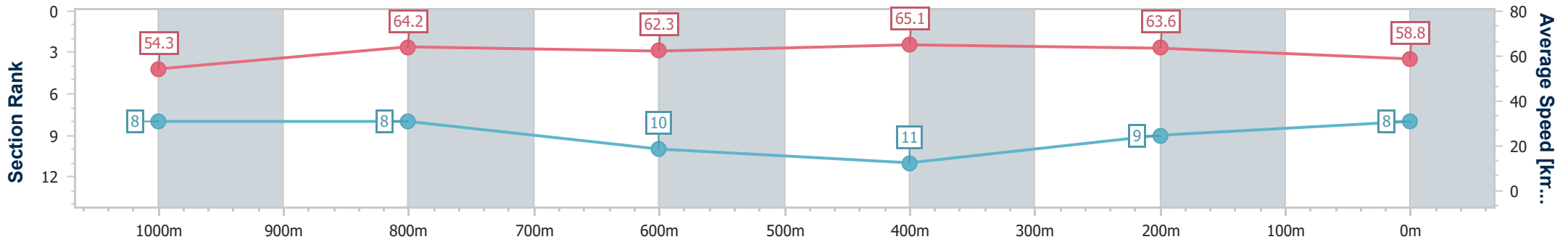
Rockhampton QLD Professional
Race 6: HIGGINS COATINGS BENCHMARK 55 Handicap - 1200m

09 January 2025 - 17:21

Track Rating: Good 4, Weather: Fine, Rail Position: +5m Entire



Section	Overall	1000m	800m	600m	400m	200m
Section Times	1:10.64 [8] (0:13.29)	0:57.35 [8] (0:11.05)	0:46.30 [8] (0:11.67)	0:34.63 [10] (0:11.08)	0:23.55 [11] (0:11.30)	0:12.25 [9] (0:12.25)
Average Speed [km/h]	54.3	64.2	62.3	65.1	63.6	58.8
Top Speed [km/h]	66.8	65.8	63.7	66.9	65.9	63.4
Avg. Dist. to Rail [m]	5.3	2.1	1.4	3.6	6.0	6.6
Avg. Stride Freq. [Hz]	2.3	2.4	2.4	2.4	2.4	2.3
Avg. Stride Length [m]	6.3	7.4	7.3	7.5	7.4	7.1



- [] Ranking at each section and finish
- .-.- No data available at this section
- NA No data available



Horse/Jockey Name	Answering
Final Rank	9
Fastest Section Time (Section)	0:10.76 (1000m)
Top Speed [km/h] (Section)	68.4 (1000m)
Race State	Finished



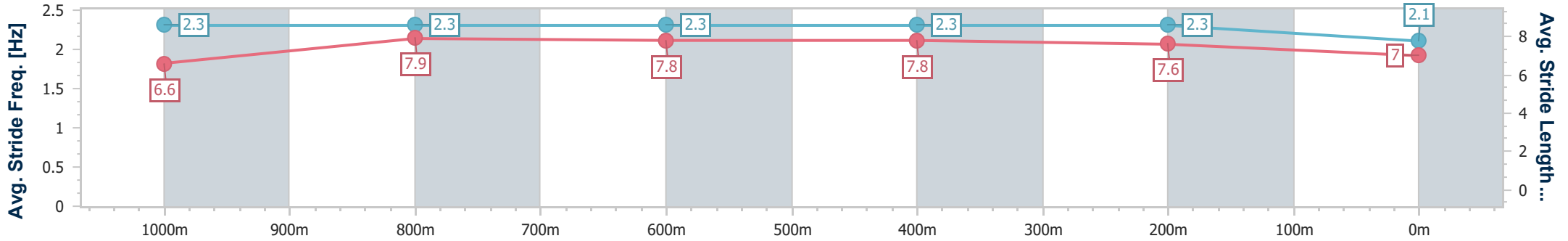
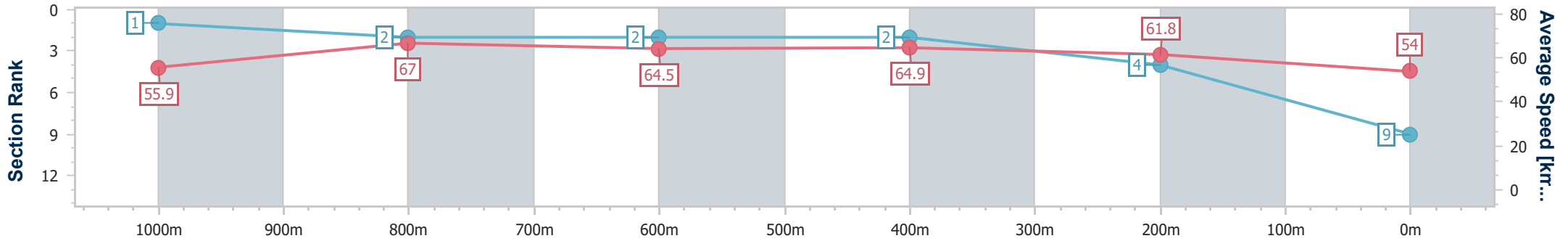
Rockhampton QLD Professional
Race 6: HIGGINS COATINGS BENCHMARK 55 Handicap - 1200m

09 January 2025 - 17:21

Track Rating: Good 4, Weather: Fine, Rail Position: +5m Entire



Section	Overall	1000m	800m	600m	400m	200m
Section Times	1:11.04 [9] (0:12.90)	0:58.14 [1] (0:10.76)	0:47.38 [2] (0:11.29)	0:36.09 [2] (0:11.09)	0:25.00 [2] (0:11.67)	0:13.33 [4] (0:13.33)
Average Speed [km/h]	55.9	67.0	64.5	64.9	61.8	54.0
Top Speed [km/h]	67.1	68.4	66.3	65.7	64.5	58.8
Avg. Dist. to Rail [m]	4.7	0.6	1.4	3.2	3.0	2.9
Avg. Stride Freq. [Hz]	2.3	2.3	2.3	2.3	2.3	2.1
Avg. Stride Length [m]	6.6	7.9	7.8	7.8	7.6	7.0



- [] Ranking at each section and finish
- .-.- No data available at this section
- NA No data available



Horse/Jockey Name	Masonry Man
Final Rank	10
Fastest Section Time (Section)	0:10.89 (1000m)
Top Speed [km/h] (Section)	67.7 (1000m)
Race State	Finished



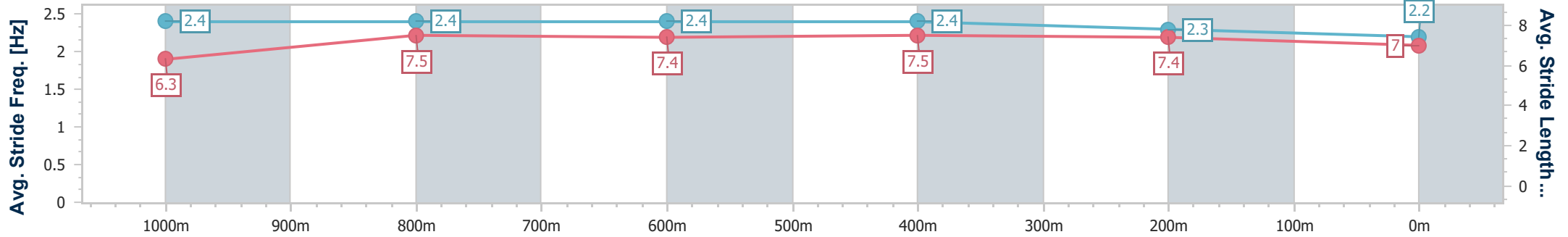
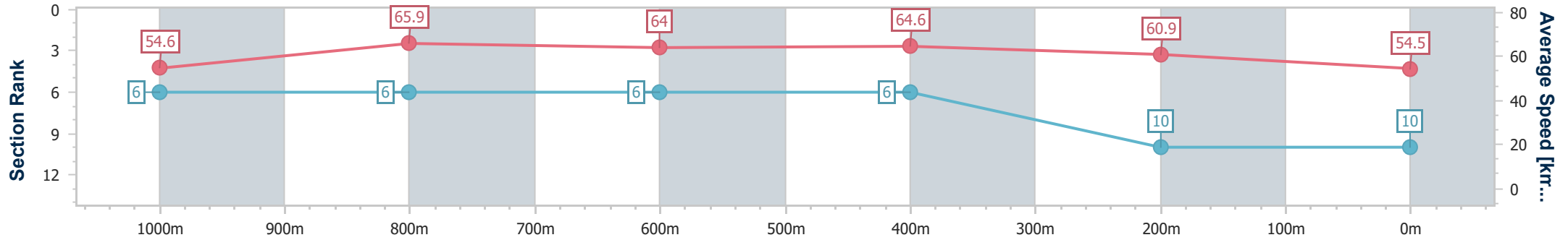
Rockhampton QLD Professional
Race 6: HIGGINS COATINGS BENCHMARK 55 Handicap - 1200m

09 January 2025 - 17:21

Track Rating: Good 4, Weather: Fine, Rail Position: +5m Entire



Section	Overall	1000m	800m	600m	400m	200m
Section Times	1:11.74 [10] (0:13.20)	0:58.54 [6] (0:10.89)	0:47.65 [6] (0:11.45)	0:36.20 [6] (0:11.14)	0:25.06 [6] (0:11.84)	0:13.22 [10] (0:13.22)
Average Speed [km/h]	54.6	65.9	64.0	64.6	60.9	54.5
Top Speed [km/h]	66.7	67.7	65.7	66.1	63.8	58.6
Avg. Dist. to Rail [m]	2.2	0.5	2.2	4.7	5.2	4.7
Avg. Stride Freq. [Hz]	2.4	2.4	2.4	2.4	2.3	2.2
Avg. Stride Length [m]	6.3	7.5	7.4	7.5	7.4	7.0



- [] Ranking at each section and finish
- .-.- No data available at this section
- NA No data available



Horse/Jockey Name	Mil Ciento
Final Rank	11
Fastest Section Time (Section)	0:11.09 (1000m)
Top Speed [km/h] (Section)	67.0 (1000m)
Race State	Finished



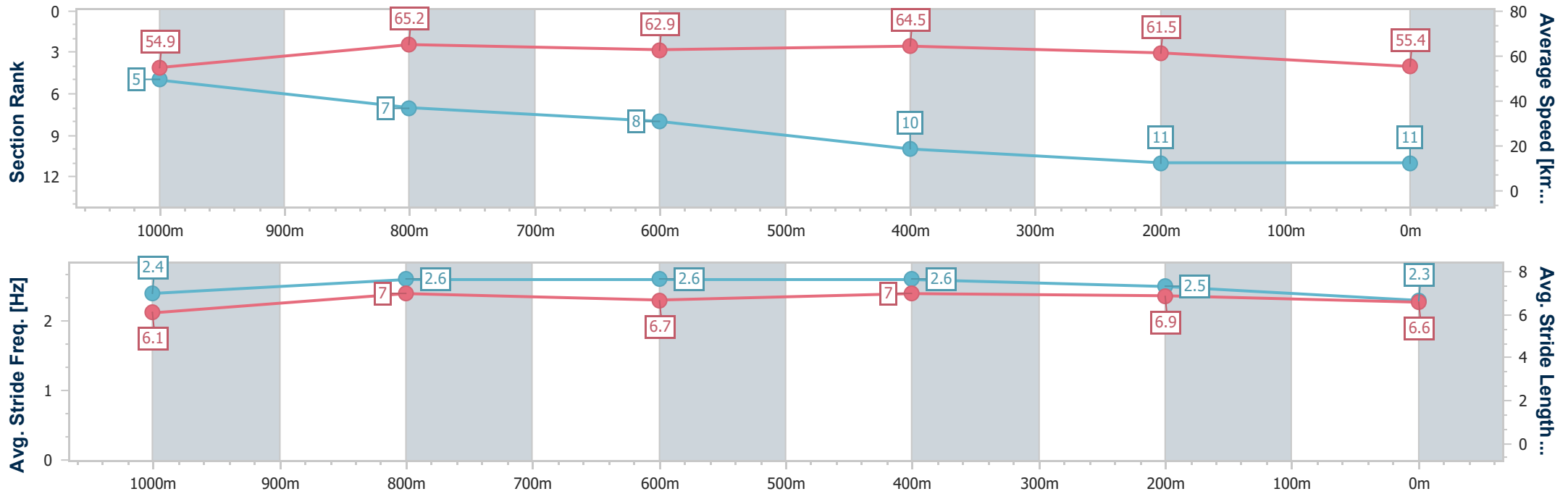
Rockhampton QLD Professional
Race 6: HIGGINS COATINGS BENCHMARK 55 Handicap - 1200m



09 January 2025 - 17:21

Track Rating: Good 4, Weather: Fine, Rail Position: +5m Entire

Section	Overall	1000m	800m	600m	400m	200m
Section Times	1:11.75 [11] (0:13.16)	0:58.59 [5] (0:11.09)	0:47.50 [7] (0:11.59)	0:35.91 [8] (0:11.19)	0:24.72 [10] (0:11.70)	0:13.02 [11] (0:13.02)
Average Speed [km/h]	54.9	65.2	62.9	64.5	61.5	55.4
Top Speed [km/h]	67.0	67.0	64.4	65.5	63.6	59.5
Avg. Dist. to Rail [m]	8.6	0.9	1.8	4.4	5.5	5.1
Avg. Stride Freq. [Hz]	2.4	2.6	2.6	2.6	2.5	2.3
Avg. Stride Length [m]	6.1	7.0	6.7	7.0	6.9	6.6



- [] Ranking at each section and finish
- .-.- No data available at this section
- NA No data available