



Eagle Farm QLD Professional

Race 5: XXXX GOLD BENCHMARK 78 Handicap - 1845m

08 January 2025 - 16:34



BRISBANE
RACING CLUB

Track Rating: Good 4, Weather: Fine, Rail Position: +9m Entire

Section													Overall		1600m	1400m	1200m	1000m	800m	600m	Last 600m
Field Times													1:51.98	1:34.78	1:23.16	1:11.39	0:59.38	0:47.17	0:35.20	0:35.20	
													(0:17.20)	(0:11.62)	(0:11.77)	(0:12.01)	(0:12.21)	(0:11.97)	(0:11.62)		
Rank	TAB	Horse/Jockey	Barrier	Top Speed [km/h]	Fastest Section												Distance Travelled [m]				
1	2	DIABLO BOLT Dan McGillivray	1	64.5 400m	0:11.28 600m	1:51.98 [1] (0:17.29)	1:34.69 [3] (0:11.77)	1:22.92 [4] (0:11.77)	1:11.15 [5] (0:12.14)	0:59.01 [5] (0:12.35)	0:46.66 [6] (0:12.09)	0:34.57 [7] (0:11.28)	0:34.57								
2	8	NAVAL SEAL Andrew Mallyon	9	65.7 400m	0:11.21 400m	1:52.09 [2] (0:17.83)	1:34.26 [9] (0:12.07)	1:22.19 [9] (0:11.61)	1:10.58 [9] (0:12.03)	0:58.55 [9] (0:12.16)	0:46.39 [9] (0:11.90)	0:34.49 [9] (0:11.27)	0:34.49	+2							
3	7	ARTFUL GIRL Robbie Dolan	5	65.3 600m	0:11.41 400m	1:52.10 [3] (0:17.41)	1:34.69 [4] (0:12.04)	1:22.65 [6] (0:11.74)	1:10.91 [6] (0:11.97)	0:58.94 [6] (0:12.01)	0:46.93 [5] (0:12.06)	0:34.87 [5] (0:11.57)	0:34.87	+14							
4	13	TEXAS FIREBALL Damien Thornton	7	64.3 600m	0:11.42 600m	1:52.19 [4] (0:17.20)	1:34.99 [1] (0:11.62)	1:23.37 [1] (0:11.77)	1:11.60 [1] (0:12.16)	0:59.44 [4] (0:12.31)	0:47.13 [4] (0:12.00)	0:35.13 [4] (0:11.42)	0:35.13	+7							
5	6	TWIGMAN Michael Rodd	3	64.9 400m	0:11.35 400m	1:52.42 [5] (0:17.46)	1:34.96 [6] (0:12.07)	1:22.89 [8] (0:11.84)	1:11.05 [8] (0:11.98)	0:59.07 [7] (0:12.07)	0:47.00 [7] (0:11.95)	0:35.05 [6] (0:11.51)	0:35.05	+7							
6	1	CASHIN' CHEX Jasper Franklin	4	64.5 400m	0:11.40 400m	1:52.43 [6] (0:17.96)	1:34.47 [10] (0:12.09)	1:22.38 [10] (0:11.83)	1:10.55 [10] (0:11.83)	0:58.72 [10] (0:12.10)	0:46.62 [10] (0:11.83)	0:34.79 [10] (0:11.49)	0:34.79	+4							
7	10	VAGUER Ron Stewart	6	63.8 600m	0:11.62 600m	1:52.47 [7] (0:17.24)	1:35.23 [2] (0:11.76)	1:23.47 [2] (0:11.75)	1:11.72 [4] (0:12.00)	0:59.72 [3] (0:12.06)	0:47.66 [1] (0:11.97)	0:35.69 [1] (0:11.62)	0:35.69	-2							
8	4	LUCKY EXCHANGE Les Tilley	2	64.9 400m	0:11.42 600m	1:52.77 [8] (0:17.66)	1:35.11 [8] (0:11.87)	1:23.24 [7] (0:11.72)	1:11.52 [7] (0:12.13)	0:59.39 [8] (0:12.26)	0:47.13 [8] (0:11.88)	0:35.25 [8] (0:11.42)	0:35.25	-6							
9	9	TUHINGA Georgina Cartwright	8	64.8 600m	0:11.47 600m	1:53.19 [9] (0:17.43)	1:35.76 [5] (0:11.67)	1:24.09 [5] (0:11.54)	1:12.55 [3] (0:11.99)	1:00.56 [2] (0:12.35)	0:48.21 [2] (0:12.04)	0:36.17 [3] (0:11.47)	0:36.17	+17							
10	12	MOSZUR Angela Jones	10	64.7 1600m	0:11.56 1600m	1:53.97 [10] (0:17.46)	1:36.51 [6] (0:11.56)	1:24.95 [3] (0:11.60)	1:13.35 [2] (0:11.98)	1:01.37 [1] (0:12.40)	0:48.97 [3] (0:12.01)	0:36.96 [2] (0:11.58)	0:36.96	+7							

Scratched: Bering Sea (#3), Texas (#5), Disputed River (#11), Outburst (#14)

Report Created: Wed 8 January 2025 17:31 GMT+1 (Note: Timing is based on position data)

Page 1/12

[] Ranking at each section and finish
 -:-:- No data available at this section
 NA No data available

SCN Saddle cloth number
 DNF Did not finish
 DNT Did not track

data processed by TRIPLES DATA



Eagle Farm QLD Professional

Race 5: XXXX GOLD BENCHMARK 78 Handicap - 1845m

08 January 2025 - 16:34



BRISBANE
RACING CLUB

Track Rating: Good 4, Weather: Fine, Rail Position: +9m Entire

Section				400m	200m			Last 600m		
Field Times				0:23.58 (0:11.53)	0:12.05 (0:12.05)			0:35.20		
Rank	TAB	Horse/Jockey	Barrier	Top Speed [km/h]	Fastest Section	Margin			Distance Travelled [m]	
1	2	DIABLO BOLT Dan McGillivray	1	64.5 400m	0:11.28 600m	0:23.29 [5] (0:11.39)	0:11.90 [3] (0:11.90)	1:51.98	0:34.57	
2	8	NAVAL SEAL Andrew Mallyon	9	65.7 400m	0:11.21 400m	0:23.22 [7] (0:11.21)	0:12.01 [4] (0:12.01)	0.64L	0:34.49	+2
3	7	ARTFUL GIRL Robbie Dolan	5	65.3 600m	0:11.41 400m	0:23.30 [6] (0:11.41)	0:11.89 [6] (0:11.89)	0.7L	0:34.87	+14
4	13	TEXAS FIREBALL Damien Thornton	7	64.3 600m	0:11.42 600m	0:23.71 [2] (0:11.45)	0:12.26 [1] (0:12.26)	1.25L	0:35.13	+7
5	6	TWIGMAN Michael Rodd	3	64.9 400m	0:11.35 400m	0:23.54 [8] (0:11.35)	0:12.19 [7] (0:12.19)	2.58L	0:35.05	+7
6	1	CASHIN' CHEX Jasper Franklin	4	64.5 400m	0:11.40 400m	0:23.30 [10] (0:11.40)	0:11.90 [9] (0:11.90)	2.68L	0:34.79	+4
7	10	VAGUER Ron Stewart	6	63.8 600m	0:11.62 600m	0:24.07 [1] (0:11.62)	0:12.45 [2] (0:12.45)	2.87L	0:35.69	-2
8	4	LUCKY EXCHANGE Les Tilley	2	64.9 400m	0:11.42 600m	0:23.83 [9] (0:11.45)	0:12.38 [8] (0:12.38)	4.69L	0:35.25	-6
9	9	TUHINGA Georgina Cartwright	8	64.8 600m	0:11.47 600m	0:24.70 [3] (0:11.67)	0:13.03 [5] (0:13.03)	7.12L	0:36.17	+17
10	12	MOSZUR Angela Jones	10	64.7 1600m	0:11.56 1600m	0:25.38 [4] (0:12.02)	0:13.36 [10] (0:13.36)	11.74L	0:36.96	+7

Scratched: Bering Sea (#3), Texas (#5), Disputed River (#11), Outburst (#14)

Report Created: Wed 8 January 2025 17:31 GMT+1 (Note: Timing is based on position data)

Page 2/12

[] Ranking at each section and finish
 -:-:- No data available at this section
 NA No data available

SCN Saddle cloth number
 DNF Did not finish
 DNT Did not track

data processed by  **TRIPLES DATA**



Horse/Jockey Name	Diablo Bolt
Final Rank	1
Fastest Section Time (Section)	0:11.28 (600m)
Top Speed [km/h] (Section)	64.5 (400m)
Race State	Finished



Eagle Farm QLD Professional

Race 5: XXXX GOLD BENCHMARK 78 Handicap - 1845m

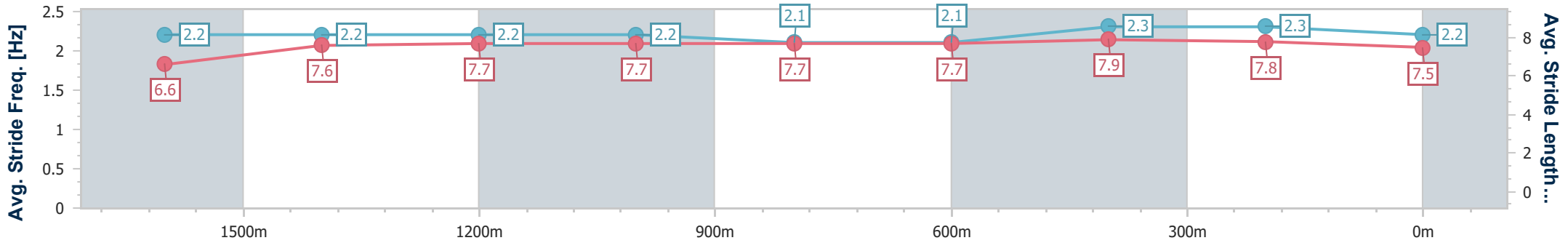
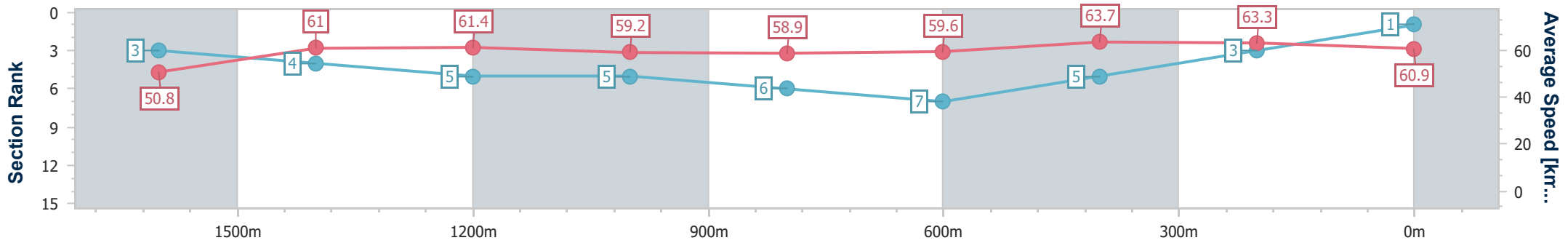
08 January 2025 - 16:34

Track Rating: Good 4, Weather: Fine, Rail Position: +9m Entire



BRISBANE RACING CLUB

Section	Overall	1600m	1400m	1200m	1000m	800m	600m	400m	200m
Section Times	1:51.98 [1] (0:17.29)	1:34.69 [3] (0:11.77)	1:22.92 [4] (0:11.77)	1:11.15 [5] (0:12.14)	0:59.01 [5] (0:12.35)	0:46.66 [6] (0:12.09)	0:34.57 [7] (0:11.28)	0:23.29 [5] (0:11.39)	0:11.90 [3] (0:11.90)
Average Speed [km/h]	50.8	61.0	61.4	59.2	58.9	59.6	63.7	63.3	60.9
Top Speed [km/h]	59.9	62.2	62.3	61.1	59.6	61.3	64.4	64.5	62.1
Avg. Dist. to Rail [m]	2.0	0.6	1.1	1.9	1.4	0.8	0.7	1.1	0.7
Avg. Stride Freq. [Hz]	2.2	2.2	2.2	2.2	2.1	2.1	2.3	2.3	2.2
Avg. Stride Length [m]	6.6	7.6	7.7	7.7	7.7	7.7	7.9	7.8	7.5



- [] Ranking at each section and finish
- .-.- No data available at this section
- NA No data available



Horse/Jockey Name	Naval Seal
Final Rank	2
Fastest Section Time (Section)	0:11.21 (400m)
Top Speed [km/h] (Section)	65.7 (400m)
Race State	Finished



Eagle Farm QLD Professional

Race 5: XXXX GOLD BENCHMARK 78 Handicap - 1845m

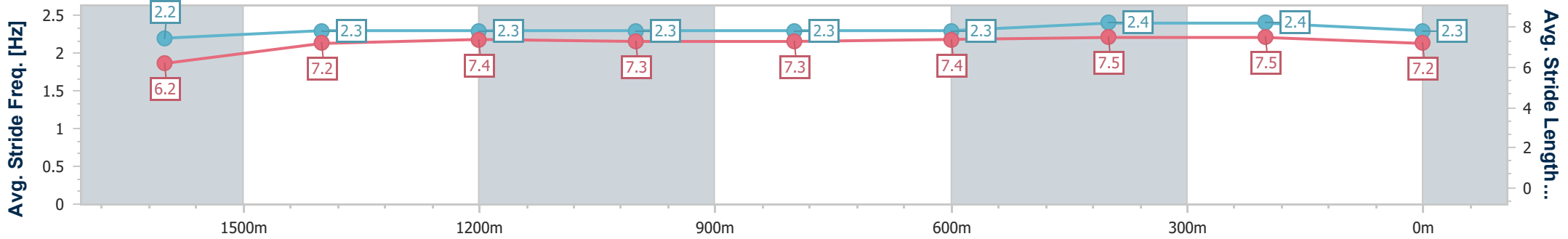
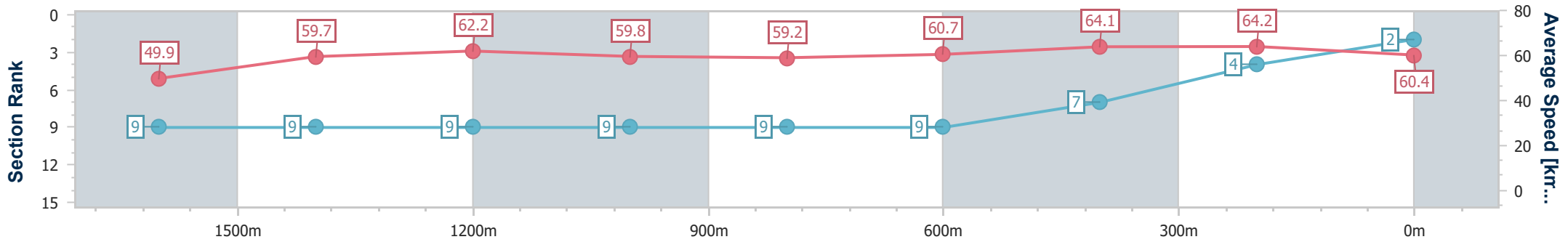
08 January 2025 - 16:34

Track Rating: Good 4, Weather: Fine, Rail Position: +9m Entire



BRISBANE RACING CLUB

Section	Overall	1600m	1400m	1200m	1000m	800m	600m	400m	200m
Section Times	1:52.09 [2] (0:17.83)	1:34.26 [9] (0:12.07)	1:22.19 [9] (0:11.61)	1:10.58 [9] (0:12.03)	0:58.55 [9] (0:12.16)	0:46.39 [9] (0:11.90)	0:34.49 [9] (0:11.27)	0:23.22 [7] (0:11.21)	0:12.01 [4] (0:12.01)
Average Speed [km/h]	49.9	59.7	62.2	59.8	59.2	60.7	64.1	64.2	60.4
Top Speed [km/h]	60.9	60.9	63.0	61.8	60.8	61.8	65.5	65.7	62.6
Avg. Dist. to Rail [m]	5.3	1.0	0.4	0.7	0.2	0.7	1.1	5.2	5.7
Avg. Stride Freq. [Hz]	2.2	2.3	2.3	2.3	2.3	2.3	2.4	2.4	2.3
Avg. Stride Length [m]	6.2	7.2	7.4	7.3	7.3	7.4	7.5	7.5	7.2



- [] Ranking at each section and finish
- .-.- No data available at this section
- NA No data available



Horse/Jockey Name	Artful Girl
Final Rank	3
Fastest Section Time (Section)	0:11.41 (400m)
Top Speed [km/h] (Section)	65.3 (600m)
Race State	Finished



Eagle Farm QLD Professional

Race 5: XXXX GOLD BENCHMARK 78 Handicap - 1845m

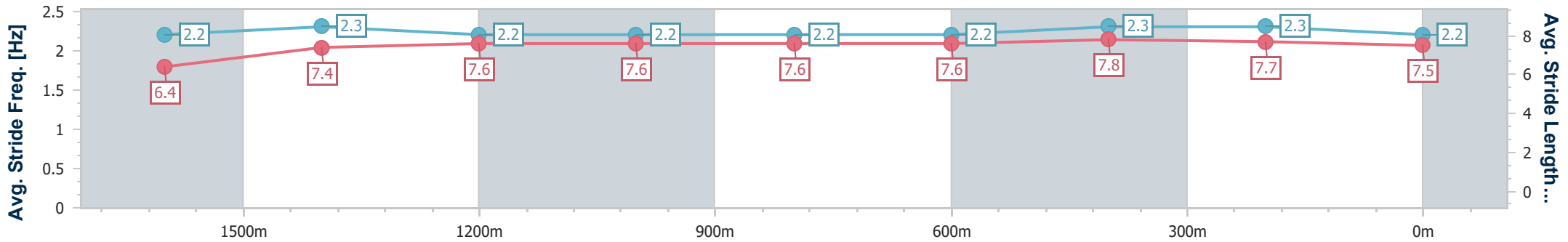
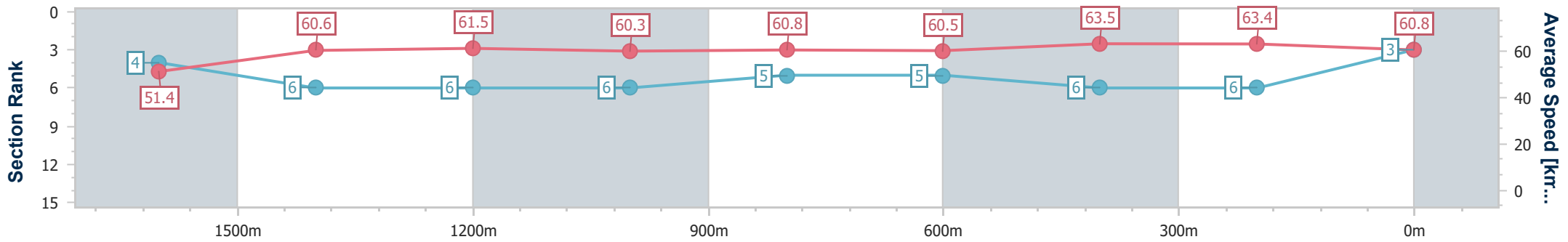
08 January 2025 - 16:34

Track Rating: Good 4, Weather: Fine, Rail Position: +9m Entire



BRISBANE RACING CLUB

Section	Overall	1600m	1400m	1200m	1000m	800m	600m	400m	200m
Section Times	1:52.10 [3] (0:17.41)	1:34.69 [4] (0:12.04)	1:22.65 [6] (0:11.74)	1:10.91 [6] (0:11.97)	0:58.94 [6] (0:12.01)	0:46.93 [5] (0:12.06)	0:34.87 [5] (0:11.57)	0:23.30 [6] (0:11.41)	0:11.89 [6] (0:11.89)
Average Speed [km/h]	51.4	60.6	61.5	60.3	60.8	60.5	63.5	63.4	60.8
Top Speed [km/h]	62.8	61.6	62.3	61.7	62.0	62.1	65.3	64.7	62.3
Avg. Dist. to Rail [m]	5.0	3.7	2.9	3.0	2.8	3.8	4.5	7.6	8.3
Avg. Stride Freq. [Hz]	2.2	2.3	2.2	2.2	2.2	2.2	2.3	2.3	2.2
Avg. Stride Length [m]	6.4	7.4	7.6	7.6	7.6	7.6	7.8	7.7	7.5



- [] Ranking at each section and finish
- .-.- No data available at this section
- NA No data available



Horse/Jockey Name	Texas Fireball
Final Rank	4
Fastest Section Time (Section)	0:11.42 (600m)
Top Speed [km/h] (Section)	64.3 (600m)
Race State	Finished



Eagle Farm QLD Professional

Race 5: XXXX GOLD BENCHMARK 78 Handicap - 1845m

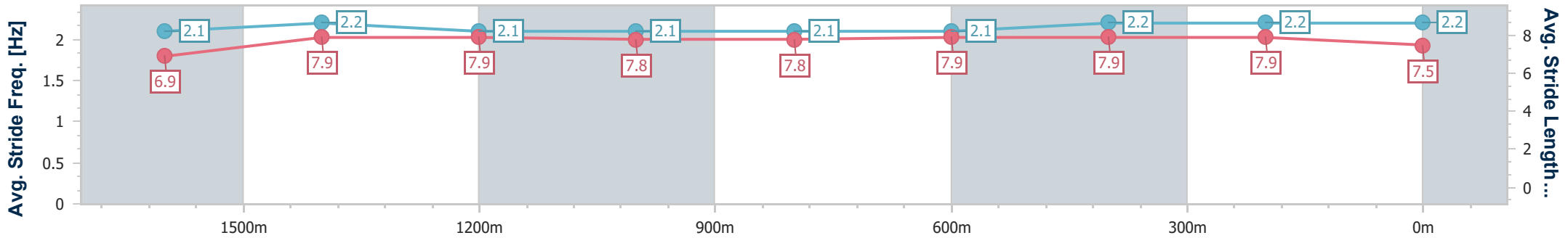
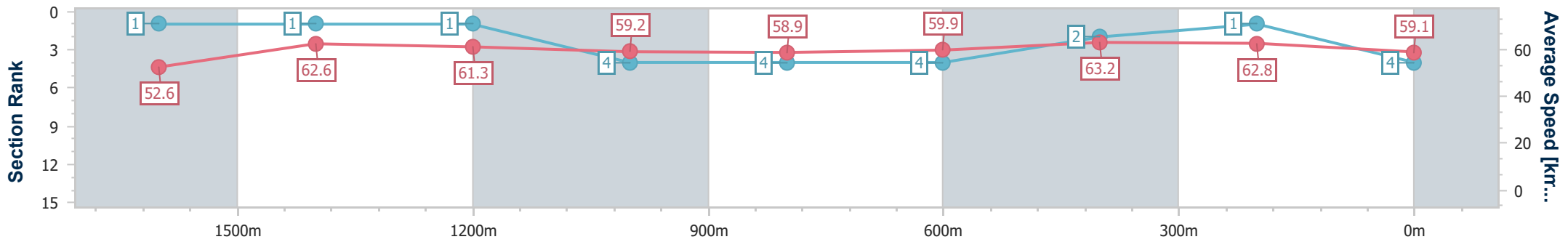
08 January 2025 - 16:34

Track Rating: Good 4, Weather: Fine, Rail Position: +9m Entire



BRISBANE RACING CLUB

Section	Overall	1600m	1400m	1200m	1000m	800m	600m	400m	200m
Section Times	1:52.19 [4] (0:17.20)	1:34.99 [1] (0:11.62)	1:23.37 [1] (0:11.77)	1:11.60 [1] (0:12.16)	0:59.44 [4] (0:12.31)	0:47.13 [4] (0:12.00)	0:35.13 [4] (0:11.42)	0:23.71 [2] (0:11.45)	0:12.26 [1] (0:12.26)
Average Speed [km/h]	52.6	62.6	61.3	59.2	58.9	59.9	63.2	62.8	59.1
Top Speed [km/h]	62.6	63.5	62.3	60.4	60.1	61.6	64.3	63.7	61.3
Avg. Dist. to Rail [m]	7.3	3.4	1.2	1.7	0.9	0.6	1.0	3.7	4.5
Avg. Stride Freq. [Hz]	2.1	2.2	2.1	2.1	2.1	2.1	2.2	2.2	2.2
Avg. Stride Length [m]	6.9	7.9	7.9	7.8	7.8	7.9	7.9	7.9	7.5



- [] Ranking at each section and finish
- .-.- No data available at this section
- NA No data available



Horse/Jockey Name	Twigman
Final Rank	5
Fastest Section Time (Section)	0:11.35 (400m)
Top Speed [km/h] (Section)	64.9 (400m)
Race State	Finished



Eagle Farm QLD Professional

Race 5: XXXX GOLD BENCHMARK 78 Handicap - 1845m

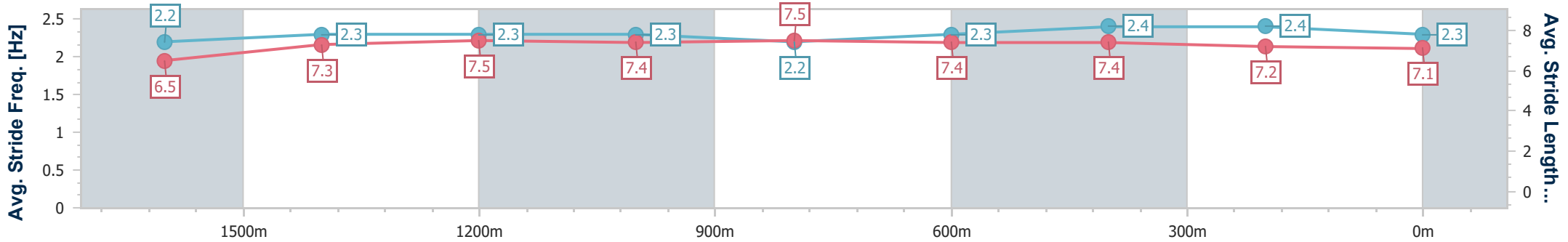
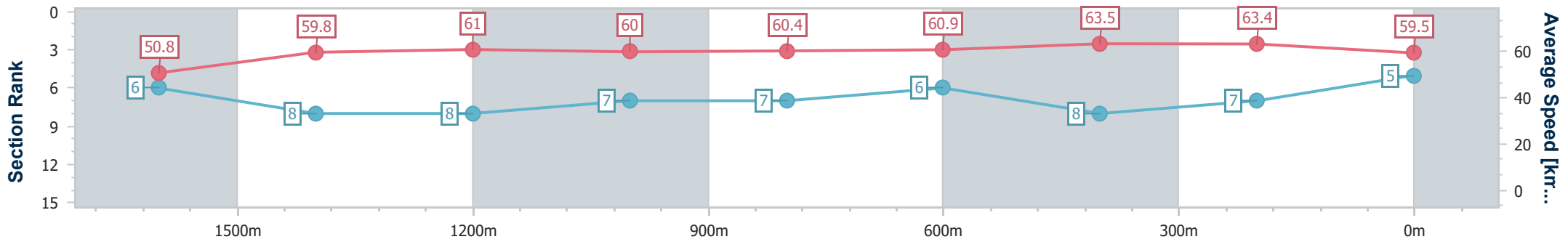
08 January 2025 - 16:34

Track Rating: Good 4, Weather: Fine, Rail Position: +9m Entire



BRISBANE RACING CLUB

Section	Overall	1600m	1400m	1200m	1000m	800m	600m	400m	200m
Section Times	1:52.42 [5] (0:17.46)	1:34.96 [6] (0:12.07)	1:22.89 [8] (0:11.84)	1:11.05 [8] (0:11.98)	0:59.07 [7] (0:12.07)	0:47.00 [7] (0:11.95)	0:35.05 [6] (0:11.51)	0:23.54 [8] (0:11.35)	0:12.19 [7] (0:12.19)
Average Speed [km/h]	50.8	59.8	61.0	60.0	60.4	60.9	63.5	63.4	59.5
Top Speed [km/h]	60.4	61.0	62.1	62.4	61.3	61.9	64.8	64.9	61.7
Avg. Dist. to Rail [m]	3.2	1.5	0.8	1.6	2.1	2.2	3.3	7.6	8.9
Avg. Stride Freq. [Hz]	2.2	2.3	2.3	2.3	2.2	2.3	2.4	2.4	2.3
Avg. Stride Length [m]	6.5	7.3	7.5	7.4	7.5	7.4	7.4	7.2	7.1



- [] Ranking at each section and finish
- .-.- No data available at this section
- NA No data available



Horse/Jockey Name	Cashin' Chex
Final Rank	6
Fastest Section Time (Section)	0:11.40 (400m)
Top Speed [km/h] (Section)	64.5 (400m)
Race State	Finished



Eagle Farm QLD Professional

Race 5: XXXX GOLD BENCHMARK 78 Handicap - 1845m

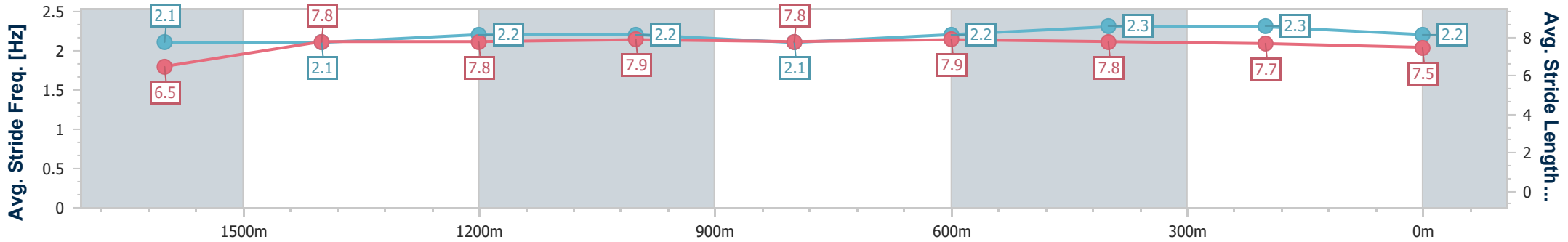
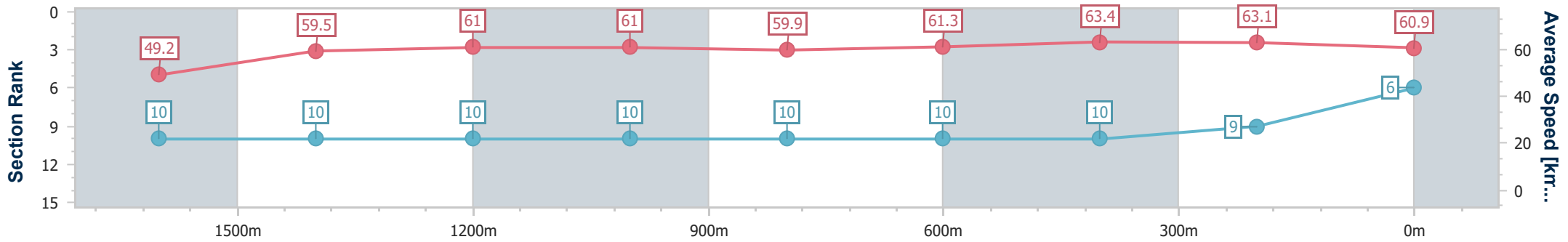
08 January 2025 - 16:34

Track Rating: Good 4, Weather: Fine, Rail Position: +9m Entire



BRISBANE RACING CLUB

Section	Overall	1600m	1400m	1200m	1000m	800m	600m	400m	200m
Section Times	1:52.43 [6] (0:17.96)	1:34.47 [10] (0:12.09)	1:22.38 [10] (0:11.83)	1:10.55 [10] (0:11.83)	0:58.72 [10] (0:12.10)	0:46.62 [10] (0:11.83)	0:34.79 [10] (0:11.49)	0:23.30 [10] (0:11.40)	0:11.90 [9] (0:11.90)
Average Speed [km/h]	49.2	59.5	61.0	61.0	59.9	61.3	63.4	63.1	60.9
Top Speed [km/h]	59.9	60.4	62.5	63.1	61.3	62.5	64.4	64.5	62.9
Avg. Dist. to Rail [m]	2.7	0.3	0.7	1.2	1.5	2.2	2.4	4.1	4.9
Avg. Stride Freq. [Hz]	2.1	2.1	2.2	2.2	2.1	2.2	2.3	2.3	2.2
Avg. Stride Length [m]	6.5	7.8	7.8	7.9	7.8	7.9	7.8	7.7	7.5



- [] Ranking at each section and finish
- .-.- No data available at this section
- NA No data available



Horse/Jockey Name	Vaguer
Final Rank	7
Fastest Section Time (Section)	0:11.62 (600m)
Top Speed [km/h] (Section)	63.8 (600m)
Race State	Finished



Eagle Farm QLD Professional

Race 5: XXXX GOLD BENCHMARK 78 Handicap - 1845m

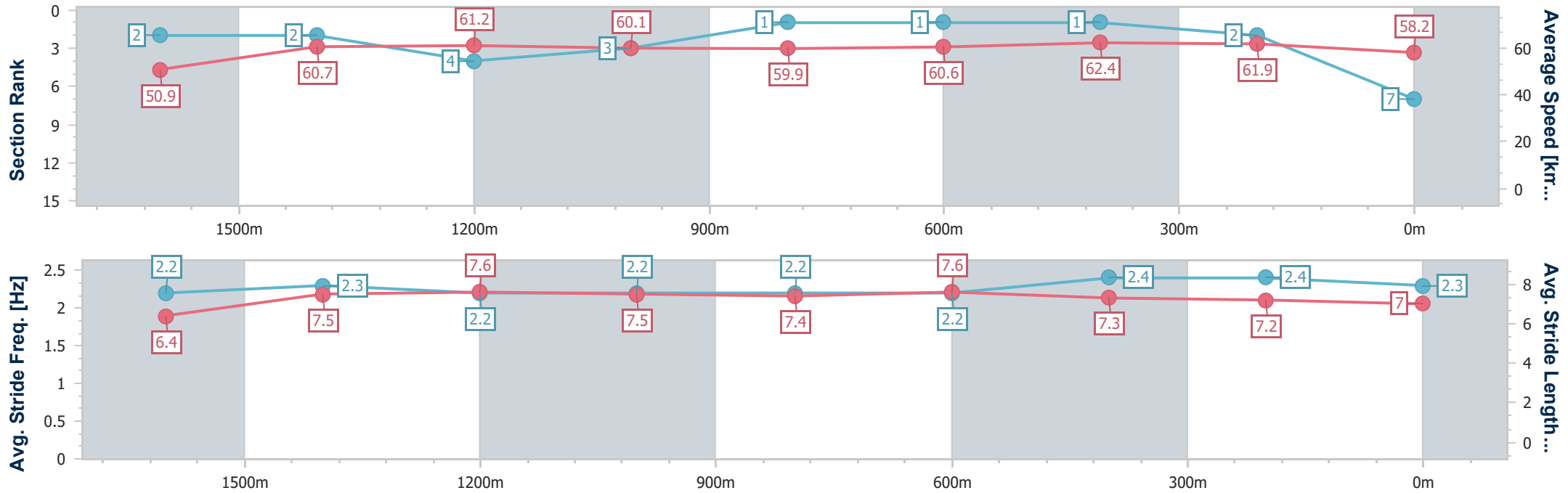
08 January 2025 - 16:34

Track Rating: Good 4, Weather: Fine, Rail Position: +9m Entire



BRISBANE RACING CLUB

Section	Overall	1600m	1400m	1200m	1000m	800m	600m	400m	200m
Section Times	1:52.47 [7] (0:17.24)	1:35.23 [2] (0:11.76)	1:23.47 [2] (0:11.75)	1:11.72 [4] (0:12.00)	0:59.72 [3] (0:12.06)	0:47.66 [1] (0:11.97)	0:35.69 [1] (0:11.62)	0:24.07 [1] (0:11.62)	0:12.45 [2] (0:12.45)
Average Speed [km/h]	50.9	60.7	61.2	60.1	59.9	60.6	62.4	61.9	58.2
Top Speed [km/h]	61.4	62.0	61.9	61.4	60.9	61.8	63.8	63.6	60.3
Avg. Dist. to Rail [m]	4.1	1.9	1.1	0.2	0.9	1.2	1.8	2.2	2.3
Avg. Stride Freq. [Hz]	2.2	2.3	2.2	2.2	2.2	2.2	2.4	2.4	2.3
Avg. Stride Length [m]	6.4	7.5	7.6	7.5	7.4	7.6	7.3	7.2	7.0



- [] Ranking at each section and finish
- .-.- No data available at this section
- NA No data available



Horse/Jockey Name	Lucky Exchange
Final Rank	8
Fastest Section Time (Section)	0:11.42 (600m)
Top Speed [km/h] (Section)	64.9 (400m)
Race State	Finished



Eagle Farm QLD Professional

Race 5: XXXX GOLD BENCHMARK 78 Handicap - 1845m

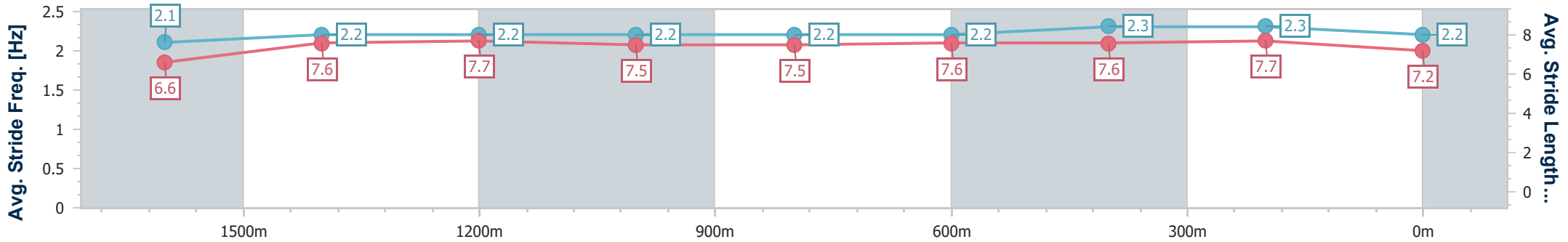
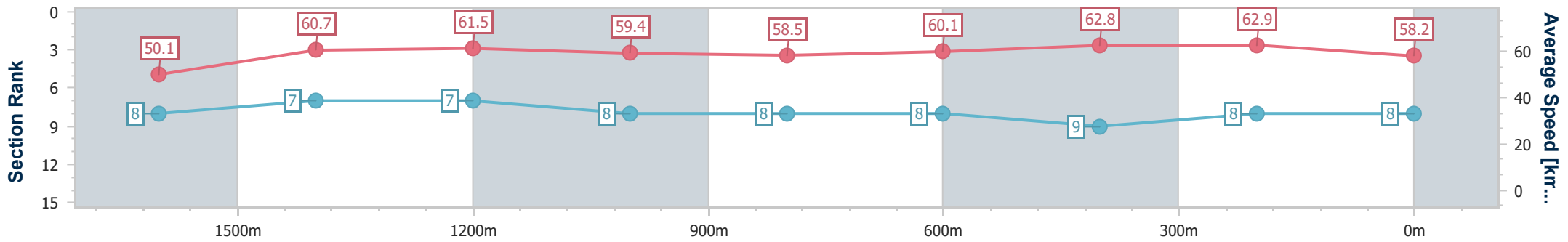
08 January 2025 - 16:34

Track Rating: Good 4, Weather: Fine, Rail Position: +9m Entire



BRISBANE RACING CLUB

Section	Overall	1600m	1400m	1200m	1000m	800m	600m	400m	200m
Section Times	1:52.77 [8] (0:17.66)	1:35.11 [8] (0:11.87)	1:23.24 [7] (0:11.72)	1:11.52 [7] (0:12.13)	0:59.39 [8] (0:12.26)	0:47.13 [8] (0:11.88)	0:35.25 [8] (0:11.42)	0:23.83 [9] (0:11.45)	0:12.38 [8] (0:12.38)
Average Speed [km/h]	50.1	60.7	61.5	59.4	58.5	60.1	62.8	62.9	58.2
Top Speed [km/h]	60.5	62.4	62.7	61.0	59.5	62.3	63.2	64.9	60.9
Avg. Dist. to Rail [m]	2.0	0.6	0.8	1.6	0.5	1.7	1.2	2.4	4.4
Avg. Stride Freq. [Hz]	2.1	2.2	2.2	2.2	2.2	2.2	2.3	2.3	2.2
Avg. Stride Length [m]	6.6	7.6	7.7	7.5	7.5	7.6	7.6	7.7	7.2



- [] Ranking at each section and finish
- .-.- No data available at this section
- NA No data available



Horse/Jockey Name	Tuhinga
Final Rank	9
Fastest Section Time (Section)	0:11.47 (600m)
Top Speed [km/h] (Section)	64.8 (600m)
Race State	Finished



Eagle Farm QLD Professional

Race 5: XXXX GOLD BENCHMARK 78 Handicap - 1845m

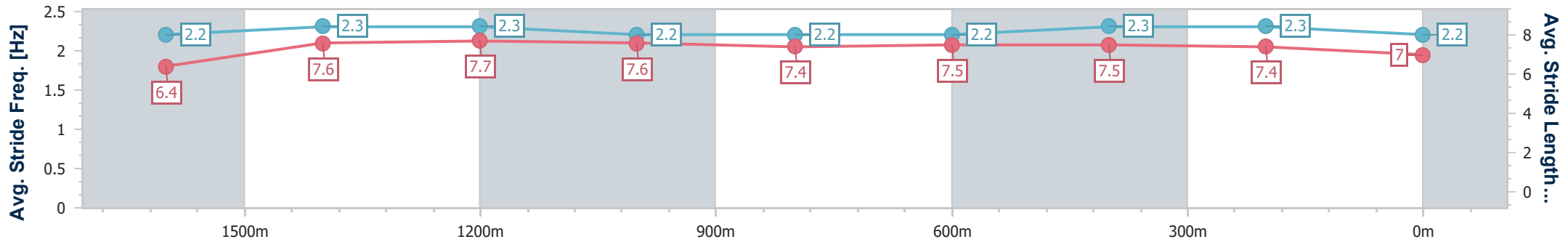
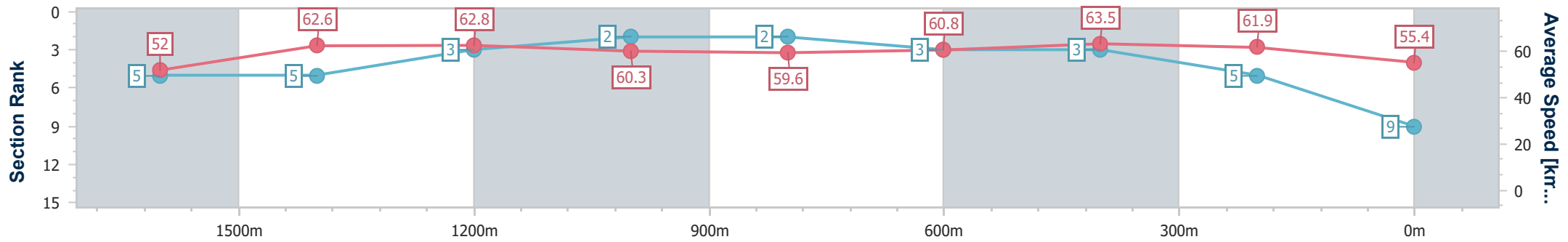
08 January 2025 - 16:34

Track Rating: Good 4, Weather: Fine, Rail Position: +9m Entire



BRISBANE RACING CLUB

Section	Overall	1600m	1400m	1200m	1000m	800m	600m	400m	200m
Section Times	1:53.19 [9] (0:17.43)	1:35.76 [5] (0:11.67)	1:24.09 [5] (0:11.54)	1:12.55 [3] (0:11.99)	1:00.56 [2] (0:12.35)	0:48.21 [2] (0:12.04)	0:36.17 [3] (0:11.47)	0:24.70 [3] (0:11.67)	0:13.03 [5] (0:13.03)
Average Speed [km/h]	52.0	62.6	62.8	60.3	59.6	60.8	63.5	61.9	55.4
Top Speed [km/h]	62.9	63.5	64.5	61.5	61.4	62.5	64.8	63.8	59.1
Avg. Dist. to Rail [m]	8.0	5.8	4.5	5.0	4.7	3.5	2.7	3.1	3.3
Avg. Stride Freq. [Hz]	2.2	2.3	2.3	2.2	2.2	2.2	2.3	2.3	2.2
Avg. Stride Length [m]	6.4	7.6	7.7	7.6	7.4	7.5	7.5	7.4	7.0



- [] Ranking at each section and finish
- .-.- No data available at this section
- NA No data available



Horse/Jockey Name	Mozsur
Final Rank	10
Fastest Section Time (Section)	0:11.56 (1600m)
Top Speed [km/h] (Section)	64.7 (1600m)
Race State	Finished



Eagle Farm QLD Professional

Race 5: XXXX GOLD BENCHMARK 78 Handicap - 1845m

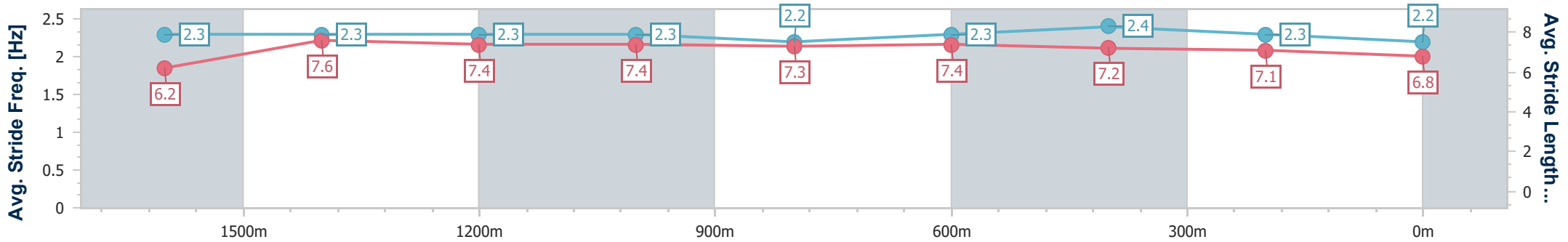
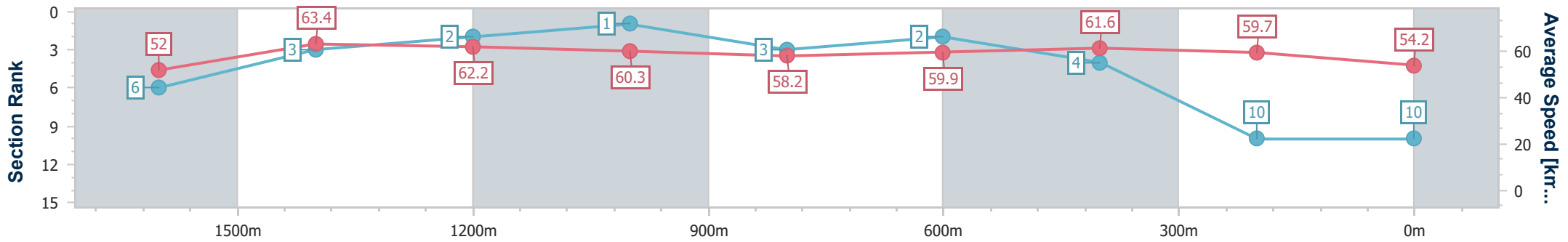
08 January 2025 - 16:34

Track Rating: Good 4, Weather: Fine, Rail Position: +9m Entire



BRISBANE RACING CLUB

Section	Overall	1600m	1400m	1200m	1000m	800m	600m	400m	200m
Section Times	1:53.97 [10] (0:17.46)	1:36.51 [6] (0:11.56)	1:24.95 [3] (0:11.60)	1:13.35 [2] (0:11.98)	1:01.37 [1] (0:12.40)	0:48.97 [3] (0:12.01)	0:36.96 [2] (0:11.58)	0:25.38 [4] (0:12.02)	0:13.36 [10] (0:13.36)
Average Speed [km/h]	52.0	63.4	62.2	60.3	58.2	59.9	61.6	59.7	54.2
Top Speed [km/h]	63.5	64.7	64.4	62.1	60.4	60.9	62.3	62.2	58.0
Avg. Dist. to Rail [m]	9.5	5.3	2.6	2.8	0.9	0.9	2.2	1.0	0.4
Avg. Stride Freq. [Hz]	2.3	2.3	2.3	2.3	2.2	2.3	2.4	2.3	2.2
Avg. Stride Length [m]	6.2	7.6	7.4	7.4	7.3	7.4	7.2	7.1	6.8



- [] Ranking at each section and finish
- .-.- No data available at this section
- NA No data available