



Eagle Farm QLD Professional

Race 4: MAGIC MILLIONS JAN 2025 BENCHMARK 70 Handicap - 1000m

08 January 2025 - 15:58



BRISBANE
RACING CLUB

Track Rating: Good 4, Weather: Fine, Rail Position: +9m Entire

Section		Overall						800m		600m		400m		200m		Last 600m	
Field Times		0:57.05 (0:12.95)						0:44.10 (0:10.32)		0:33.78 (0:10.97)		0:22.81 (0:11.22)		0:11.59 (0:11.59)		0:33.78	
Rank	TAB	Horse/Jockey	Barrier	Top Speed [km/h]	Fastest Section							Margin			Distance Travelled [m]		
1	2	FLAG HALL Siena Grima	7	69.4 800m	0:10.53 800m	0:57.05 [1] (0:13.31)	0:43.74 [5] (0:10.53)	0:33.21 [5] (0:10.85)	0:22.36 [5] (0:10.78)	0:11.58 [2] (0:11.58)	0:57.05		0:33.21				
2	9	TERMAGANT Damian Lane	8	69.9 800m	0:10.54 800m	0:57.14 [2] (0:13.56)	0:43.58 [6] (0:10.54)	0:33.04 [6] (0:10.70)	0:22.34 [6] (0:10.72)	0:11.62 [3] (0:11.62)	0.52L		0:33.04	+2			
3	12	SALT LAKE BETTY Samantha Collett	2	70.5 Overall	0:10.48 800m	0:57.45 [3] (0:13.04)	0:44.41 [2] (0:10.48)	0:33.93 [3] (0:10.98)	0:22.95 [4] (0:10.96)	0:11.99 [1] (0:11.99)	2.36L		0:33.93	+0			
4	13	TELLEZ Andrew Mallyon	10	70.4 600m	0:10.58 800m	0:57.49 [4] (0:13.79)	0:43.70 [9] (0:10.58)	0:33.12 [8] (0:10.66)	0:22.46 [8] (0:10.73)	0:11.73 [6] (0:11.73)	2.59L		0:33.12	+3			
5	8	NORTHERNONTAP Justin Huxtable	9	69.3 600m	0:10.59 800m	0:57.69 [5] (0:13.78)	0:43.91 [8] (0:10.59)	0:33.32 [9] (0:10.71)	0:22.61 [9] (0:10.85)	0:11.76 [8] (0:11.76)	3.74L		0:33.32	+0			
6	10	DONT CALL ME HONEY Michael Rodd	3	71.3 800m	0:10.32 800m	0:57.84 [6] (0:12.95)	0:44.89 [1] (0:10.32)	0:34.57 [1] (0:10.97)	0:23.60 [1] (0:11.33)	0:12.27 [4] (0:12.27)	4.62L		0:34.57	+0			
7	11	RAN NA LADY Les Tilley	4	70.9 800m	0:10.37 800m	0:58.42 [7] (0:13.06)	0:45.36 [3] (0:10.37)	0:34.99 [2] (0:10.83)	0:24.16 [2] (0:11.36)	0:12.80 [5] (0:12.80)	8.06L		0:34.99	+1			
8	14	SNEAKY SHARK Georgina Cartwright	6	69.3 Overall	0:10.45 800m	0:58.47 [8] (0:13.75)	0:44.72 [7] (0:10.45)	0:34.27 [7] (0:10.75)	0:23.52 [7] (0:11.27)	0:12.25 [9] (0:12.25)	8.32L		0:34.27	-5			

Did Not Finish: Wild Botanica (#5)

Scratched: Real Key (#3), Dare To Share (#4), Flaming Conquest (#1), Mr Encore (#6), Action King (#7)



Horse/Jockey Name	Flag Hall
Final Rank	1
Fastest Section Time (Section)	0:10.53 (800m)
Top Speed [km/h] (Section)	69.4 (800m)
Race State	Finished



Eagle Farm QLD Professional
Race 4: MAGIC MILLIONS JAN 2025 BENCHMARK 70 Handicap
- 1000m

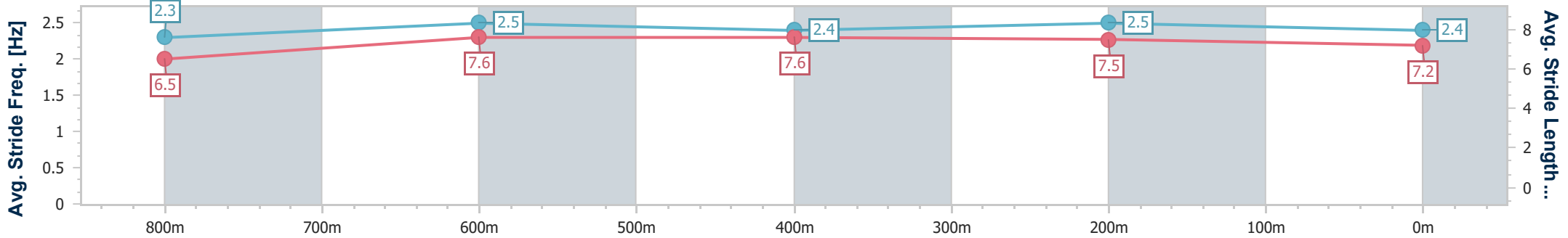
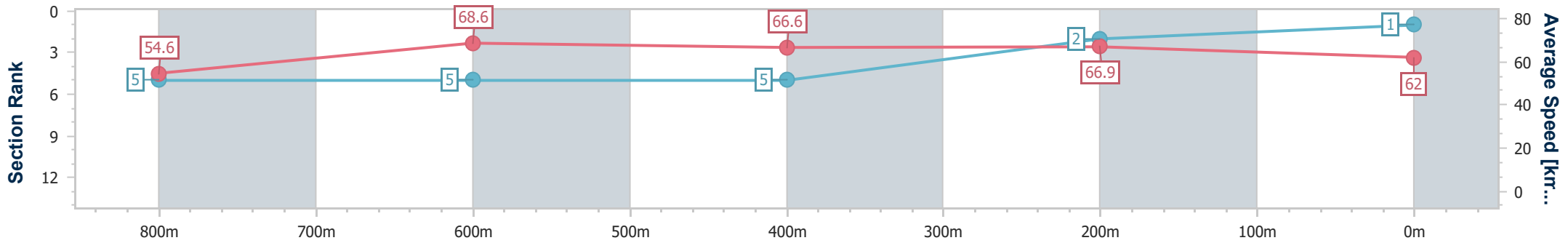


08 January 2025 - 15:58

BRISBANE
RACING CLUB

Track Rating: Good 4, Weather: Fine, Rail Position: +9m Entire

Section	Overall	800m	600m	400m	200m
Section Times	0:57.05 [1] (0:13.31)	0:43.74 [5] (0:10.53)	0:33.21 [5] (0:10.85)	0:22.36 [5] (0:10.78)	0:11.58 [2] (0:11.58)
Average Speed [km/h]	54.6	68.6	66.6	66.9	62.0
Top Speed [km/h]	68.9	69.4	68.7	68.1	65.9
Avg. Dist. to Rail [m]	3.8	1.4	1.0	2.9	3.1
Avg. Stride Freq. [Hz]	2.3	2.5	2.4	2.5	2.4
Avg. Stride Length [m]	6.5	7.6	7.6	7.5	7.2



- [] Ranking at each section and finish
- .-.- No data available at this section
- NA No data available



Horse/Jockey Name	Termagant
Final Rank	2
Fastest Section Time (Section)	0:10.54 (800m)
Top Speed [km/h] (Section)	69.9 (800m)
Race State	Finished



Eagle Farm QLD Professional
Race 4: MAGIC MILLIONS JAN 2025 BENCHMARK 70 Handicap
- 1000m

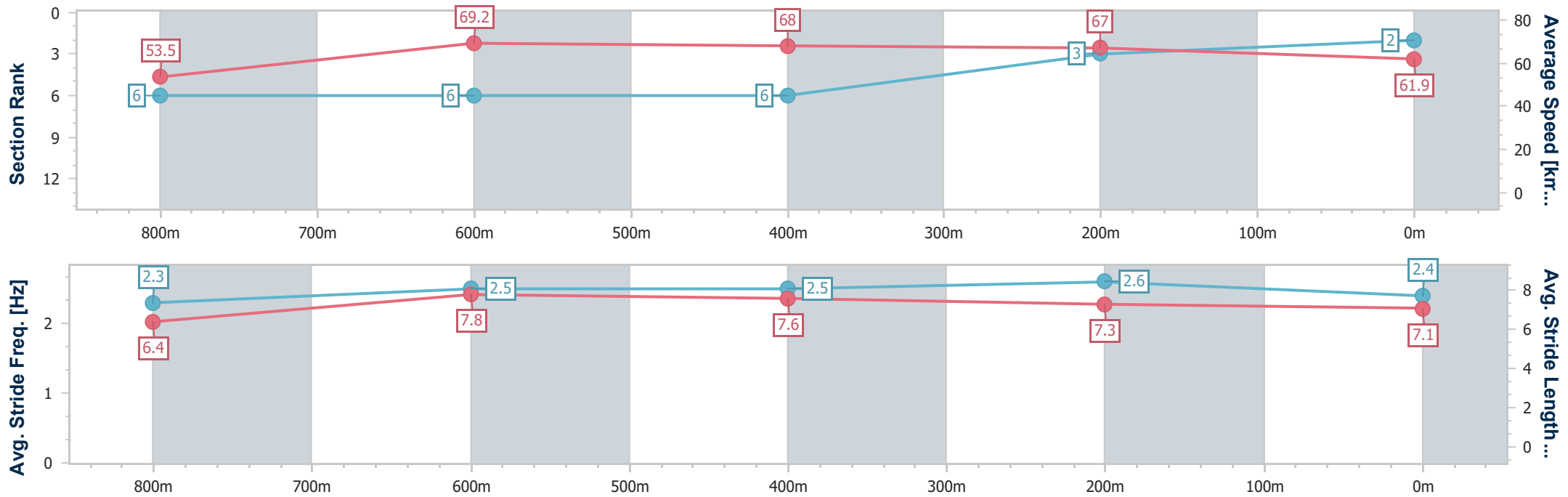


08 January 2025 - 15:58

BRISBANE
RACING CLUB

Track Rating: Good 4, Weather: Fine, Rail Position: +9m Entire

Section	Overall	800m	600m	400m	200m
Section Times	0:57.14 [2] (0:13.56)	0:43.58 [6] (0:10.54)	0:33.04 [6] (0:10.70)	0:22.34 [6] (0:10.72)	0:11.62 [3] (0:11.62)
Average Speed [km/h]	53.5	69.2	68.0	67.0	61.9
Top Speed [km/h]	68.7	69.9	69.6	68.6	64.8
Avg. Dist. to Rail [m]	5.9	2.2	2.1	4.1	3.2
Avg. Stride Freq. [Hz]	2.3	2.5	2.5	2.6	2.4
Avg. Stride Length [m]	6.4	7.8	7.6	7.3	7.1



- [] Ranking at each section and finish
- .-.- No data available at this section
- NA No data available



Horse/Jockey Name	Salt Lake Betty
Final Rank	3
Fastest Section Time (Section)	0:10.48 (800m)
Top Speed [km/h] (Section)	70.5 (Overall)
Race State	Finished



Eagle Farm QLD Professional
Race 4: MAGIC MILLIONS JAN 2025 BENCHMARK 70 Handicap
- 1000m

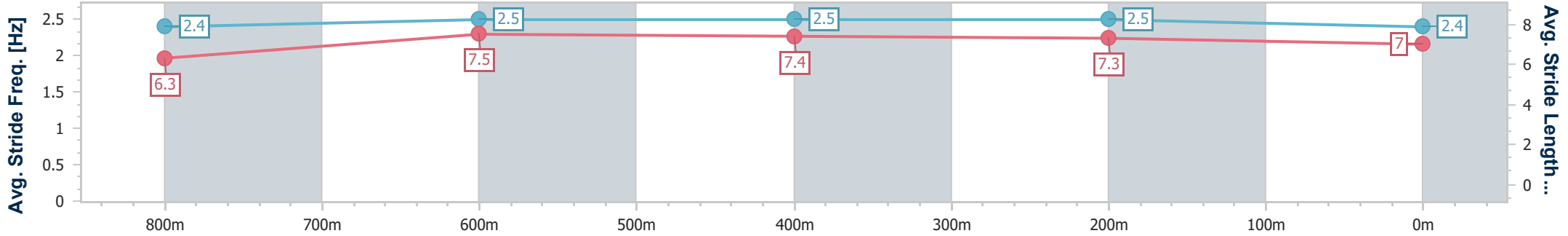
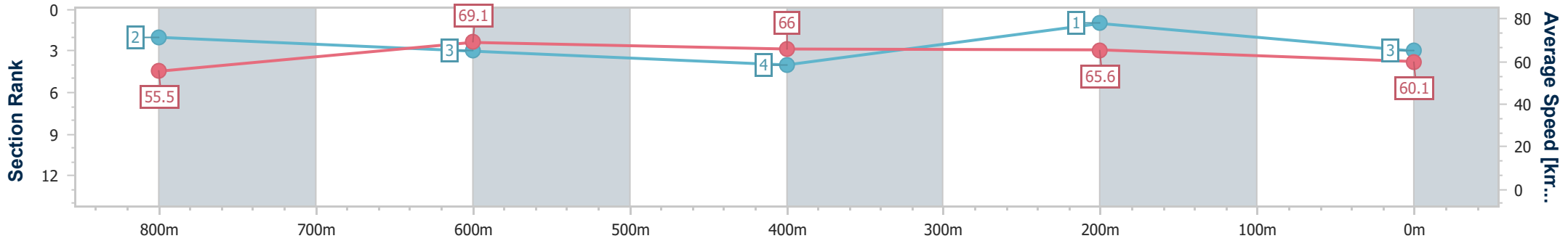


08 January 2025 - 15:58

BRISBANE
RACING CLUB

Track Rating: Good 4, Weather: Fine, Rail Position: +9m Entire

Section	Overall	800m	600m	400m	200m
Section Times	0:57.45 [3] (0:13.04)	0:44.41 [2] (0:10.48)	0:33.93 [3] (0:10.98)	0:22.95 [4] (0:10.96)	0:11.99 [1] (0:11.99)
Average Speed [km/h]	55.5	69.1	66.0	65.6	60.1
Top Speed [km/h]	70.5	69.9	67.3	66.8	62.7
Avg. Dist. to Rail [m]	1.5	1.1	1.9	3.1	2.4
Avg. Stride Freq. [Hz]	2.4	2.5	2.5	2.5	2.4
Avg. Stride Length [m]	6.3	7.5	7.4	7.3	7.0



- [] Ranking at each section and finish
- .-.- No data available at this section
- NA No data available



Horse/Jockey Name	Tellez
Final Rank	4
Fastest Section Time (Section)	0:10.58 (800m)
Top Speed [km/h] (Section)	70.4 (600m)
Race State	Finished



Eagle Farm QLD Professional
Race 4: MAGIC MILLIONS JAN 2025 BENCHMARK 70 Handicap
- 1000m

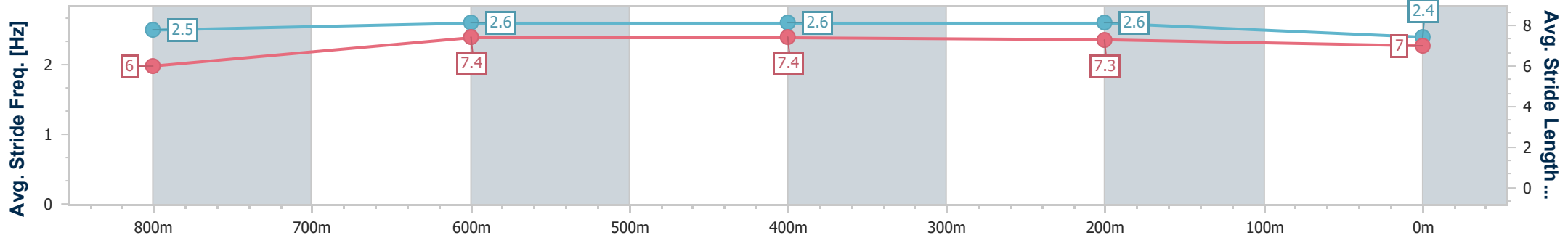
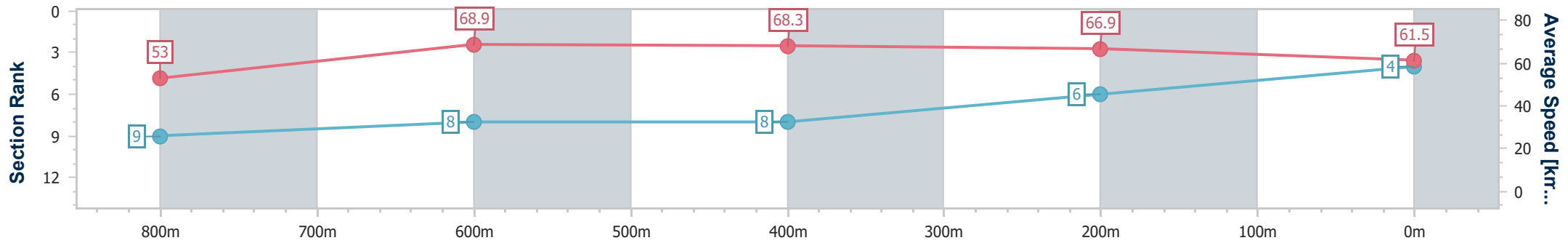


08 January 2025 - 15:58

BRISBANE RACING CLUB

Track Rating: Good 4, Weather: Fine, Rail Position: +9m Entire

Section	Overall	800m	600m	400m	200m
Section Times	0:57.49 [4] (0:13.79)	0:43.70 [9] (0:10.58)	0:33.12 [8] (0:10.66)	0:22.46 [8] (0:10.73)	0:11.73 [6] (0:11.73)
Average Speed [km/h]	53.0	68.9	68.3	66.9	61.5
Top Speed [km/h]	69.0	69.8	70.4	68.0	65.5
Avg. Dist. to Rail [m]	7.5	2.7	2.2	3.5	3.9
Avg. Stride Freq. [Hz]	2.5	2.6	2.6	2.6	2.4
Avg. Stride Length [m]	6.0	7.4	7.4	7.3	7.0



- [] Ranking at each section and finish
- .-.- No data available at this section
- NA No data available



Horse/Jockey Name	Northernontap
Final Rank	5
Fastest Section Time (Section)	0:10.59 (800m)
Top Speed [km/h] (Section)	69.3 (600m)
Race State	Finished



Eagle Farm QLD Professional
Race 4: MAGIC MILLIONS JAN 2025 BENCHMARK 70 Handicap - 1000m

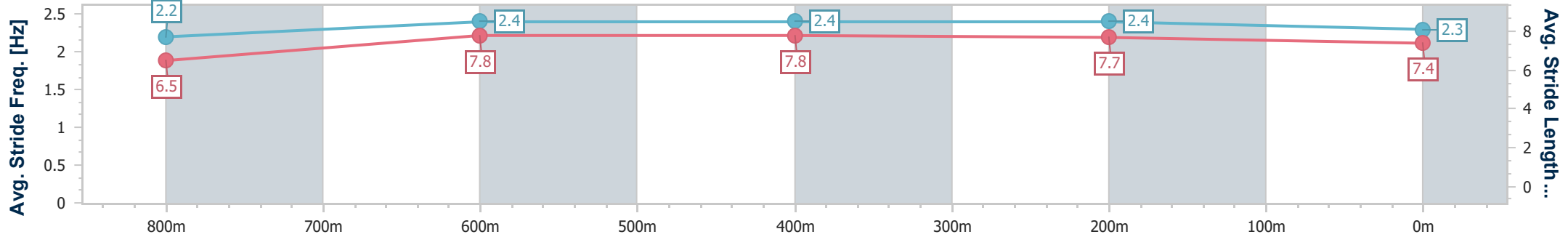
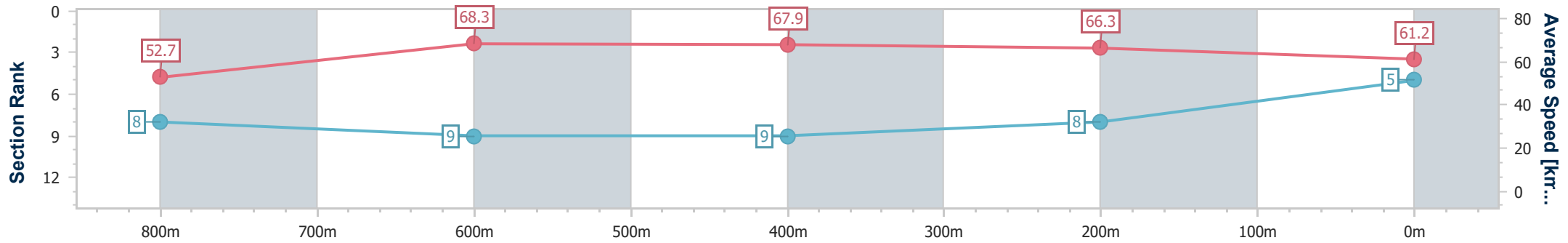


08 January 2025 - 15:58

BRISBANE RACING CLUB

Track Rating: Good 4, Weather: Fine, Rail Position: +9m Entire

Section	Overall	800m	600m	400m	200m
Section Times	0:57.69 [5] (0:13.78)	0:43.91 [8] (0:10.59)	0:33.32 [9] (0:10.71)	0:22.61 [9] (0:10.85)	0:11.76 [8] (0:11.76)
Average Speed [km/h]	52.7	68.3	67.9	66.3	61.2
Top Speed [km/h]	68.6	68.9	69.3	68.0	64.0
Avg. Dist. to Rail [m]	5.5	1.0	1.6	1.5	3.1
Avg. Stride Freq. [Hz]	2.2	2.4	2.4	2.4	2.3
Avg. Stride Length [m]	6.5	7.8	7.8	7.7	7.4



- [] Ranking at each section and finish
- .-.- No data available at this section
- NA No data available



Horse/Jockey Name	Dont Call Me Honey
Final Rank	6
Fastest Section Time (Section)	0:10.32 (800m)
Top Speed [km/h] (Section)	71.3 (800m)
Race State	Finished



Eagle Farm QLD Professional
Race 4: MAGIC MILLIONS JAN 2025 BENCHMARK 70 Handicap
- 1000m

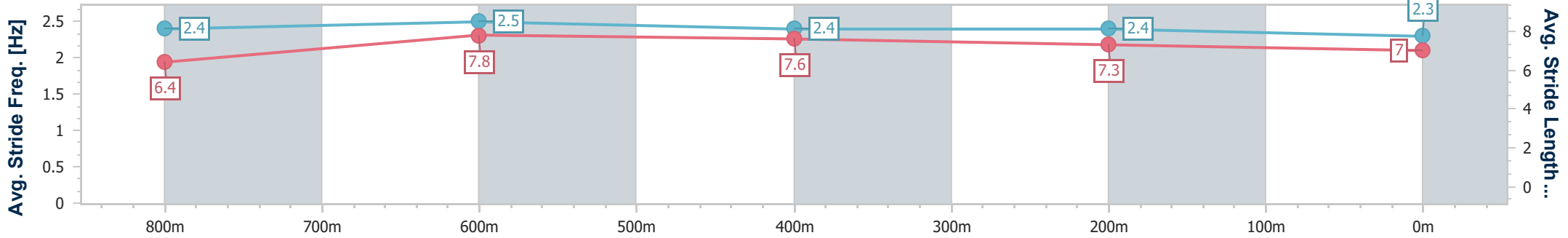
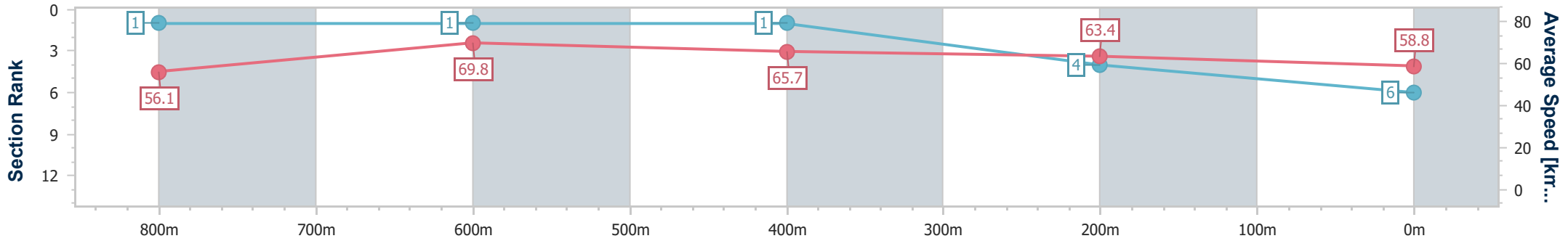


08 January 2025 - 15:58

BRISBANE
RACING CLUB

Track Rating: Good 4, Weather: Fine, Rail Position: +9m Entire

Section	Overall	800m	600m	400m	200m
Section Times	0:57.84 [6] (0:12.95)	0:44.89 [1] (0:10.32)	0:34.57 [1] (0:10.97)	0:23.60 [1] (0:11.33)	0:12.27 [4] (0:12.27)
Average Speed [km/h]	56.1	69.8	65.7	63.4	58.8
Top Speed [km/h]	70.2	71.3	67.6	65.0	62.3
Avg. Dist. to Rail [m]	3.0	1.7	0.3	0.3	0.2
Avg. Stride Freq. [Hz]	2.4	2.5	2.4	2.4	2.3
Avg. Stride Length [m]	6.4	7.8	7.6	7.3	7.0



- [] Ranking at each section and finish
- .-.- No data available at this section
- NA No data available



Horse/Jockey Name	Ran Na Lady
Final Rank	7
Fastest Section Time (Section)	0:10.37 (800m)
Top Speed [km/h] (Section)	70.9 (800m)
Race State	Finished



Eagle Farm QLD Professional
Race 4: MAGIC MILLIONS JAN 2025 BENCHMARK 70 Handicap
- 1000m

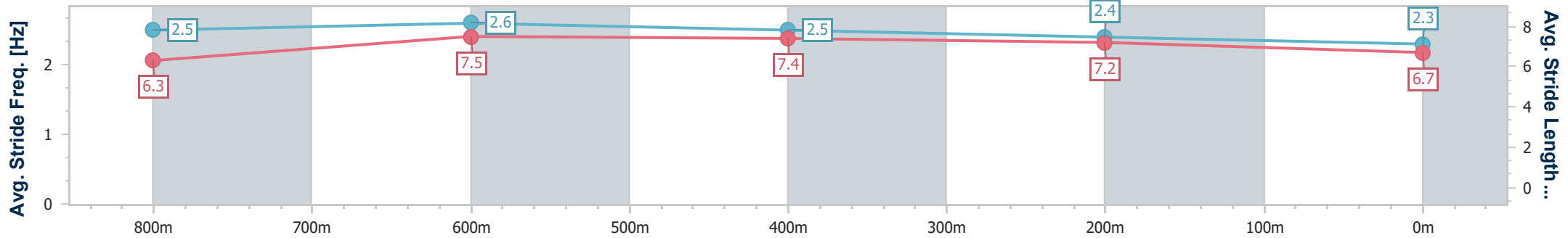
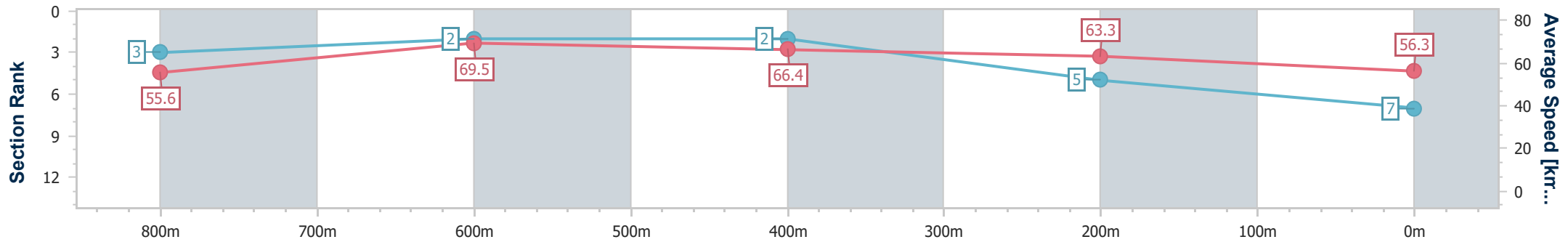


08 January 2025 - 15:58

BRISBANE
RACING CLUB

Track Rating: Good 4, Weather: Fine, Rail Position: +9m Entire

Section	Overall	800m	600m	400m	200m
Section Times	0:58.42 [7] (0:13.06)	0:45.36 [3] (0:10.37)	0:34.99 [2] (0:10.83)	0:24.16 [2] (0:11.36)	0:12.80 [5] (0:12.80)
Average Speed [km/h]	55.6	69.5	66.4	63.3	56.3
Top Speed [km/h]	69.1	70.9	68.8	65.3	60.2
Avg. Dist. to Rail [m]	4.0	2.8	0.2	0.4	0.9
Avg. Stride Freq. [Hz]	2.5	2.6	2.5	2.4	2.3
Avg. Stride Length [m]	6.3	7.5	7.4	7.2	6.7



- [] Ranking at each section and finish
- .-.- No data available at this section
- NA No data available



Horse/Jockey Name	Sneaky Shark
Final Rank	8
Fastest Section Time (Section)	0:10.45 (800m)
Top Speed [km/h] (Section)	69.3 (Overall)
Race State	Finished



Eagle Farm QLD Professional
Race 4: MAGIC MILLIONS JAN 2025 BENCHMARK 70 Handicap
- 1000m

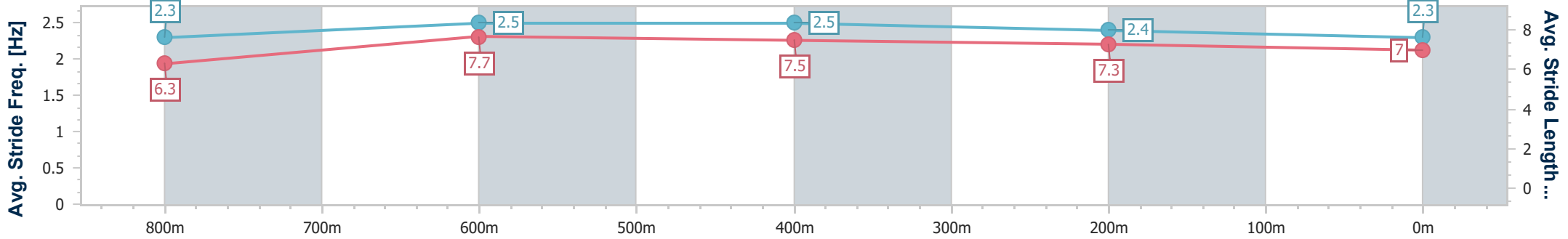
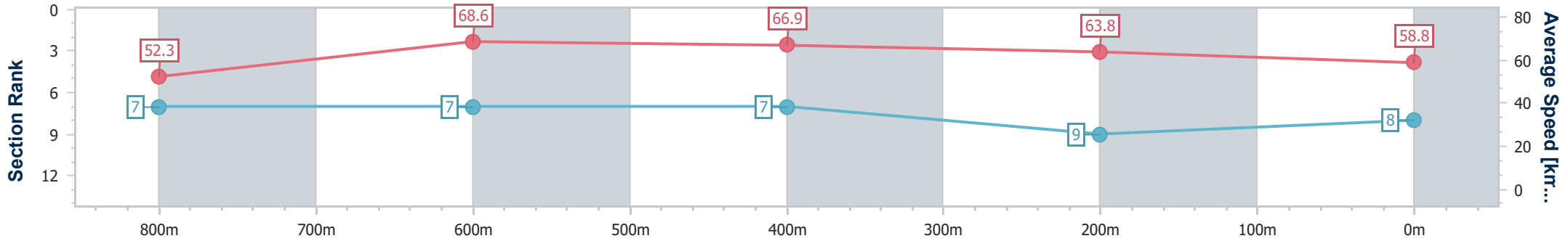


08 January 2025 - 15:58

BRISBANE
RACING CLUB

Track Rating: Good 4, Weather: Fine, Rail Position: +9m Entire

Section	Overall	800m	600m	400m	200m
Section Times	0:58.47 [8] (0:13.75)	0:44.72 [7] (0:10.45)	0:34.27 [7] (0:10.75)	0:23.52 [7] (0:11.27)	0:12.25 [9] (0:12.25)
Average Speed [km/h]	52.3	68.6	66.9	63.8	58.8
Top Speed [km/h]	69.3	69.3	68.2	65.8	61.3
Avg. Dist. to Rail [m]	1.9	1.0	1.0	0.5	3.7
Avg. Stride Freq. [Hz]	2.3	2.5	2.5	2.4	2.3
Avg. Stride Length [m]	6.3	7.7	7.5	7.3	7.0



- [] Ranking at each section and finish
- .-.- No data available at this section
- NA No data available



Horse/Jockey Name	Wild Botanica
Final Rank	9
Fastest Section Time (Section)	0:10.61 (800m)
Top Speed [km/h] (Section)	69.4 (800m)
Race State	DidNotFinish



Eagle Farm QLD Professional
Race 4: MAGIC MILLIONS JAN 2025 BENCHMARK 70 Handicap - 1000m

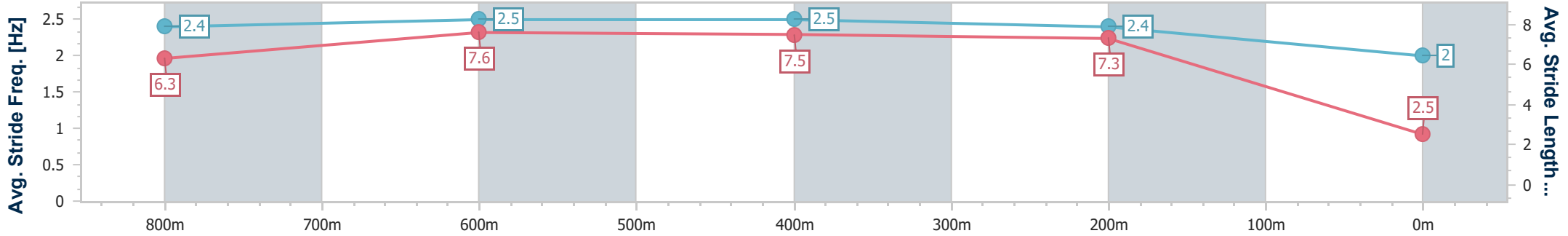
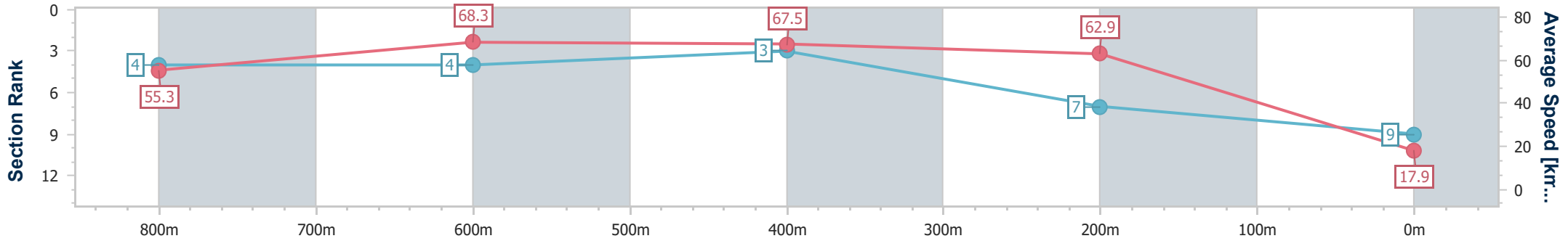


08 January 2025 - 15:58

BRISBANE RACING CLUB

Track Rating: Good 4, Weather: Fine, Rail Position: +9m Entire

Section	Overall	800m	600m	400m	200m
Section Times	0:00.00 [9] (0:13.09)	0:00.00 [4] (0:10.61)	0:00.00 [4] (0:10.70)	0:00.00 [3] (0:11.44)	0:00.00 [7] (0:42.25)
Average Speed [km/h]	55.3	68.3	67.5	62.9	17.9
Top Speed [km/h]	69.4	69.4	68.6	67.7	55.1
Avg. Dist. to Rail [m]	1.3	1.6	0.7	1.2	13.0
Avg. Stride Freq. [Hz]	2.4	2.5	2.5	2.4	2.0
Avg. Stride Length [m]	6.3	7.6	7.5	7.3	2.5



- [] Ranking at each section and finish
- .-.- No data available at this section
- NA No data available