



# Eagle Farm QLD Professional

## Race 1: BECOME A BRC MEMBER QTIS Three-Year-Old Maiden Plate - 1000m

08 January 2025 - 14:13



BRISBANE  
RACING CLUB

Track Rating: Good 4, Weather: Fine, Rail Position: +9m Entire

| Section     |                                  |                      |                      |                      |                           |                           |                           |                           |                           |         | Last 600m              |         |
|-------------|----------------------------------|----------------------|----------------------|----------------------|---------------------------|---------------------------|---------------------------|---------------------------|---------------------------|---------|------------------------|---------|
| Field Times |                                  | Overall              | 800m                 | 600m                 | 400m                      | 200m                      |                           |                           |                           |         |                        |         |
|             |                                  | 0:57.73<br>(0:13.22) | 0:44.51<br>(0:10.12) | 0:34.39<br>(0:10.77) | 0:23.62<br>(0:11.22)      | 0:12.40<br>(0:12.40)      |                           |                           |                           |         |                        | 0:34.39 |
| Rank        | TAB Horse/Jockey                 | Barrier              | Top Speed [km/h]     | Fastest Section      |                           |                           |                           |                           |                           | Margin  | Distance Travelled [m] |         |
| 1           | 4 CONCESSION<br>Luke Dempsey     | 5                    | 72.4<br>800m         | 0:10.08<br>800m      | 0:57.73 [1]<br>(0:13.26)  | 0:44.47 [2]<br>(0:10.08)  | 0:34.39 [1]<br>(0:10.82)  | 0:23.57 [2]<br>(0:11.17)  | 0:12.40 [1]<br>(0:12.40)  | 0:57.73 | 0:34.39                |         |
| 2           | 8 CIPHERTEXT<br>Cejay Graham     | 8                    | 70.4<br>800m         | 0:10.31<br>800m      | 0:57.74 [2]<br>(0:13.32)  | 0:44.42 [3]<br>(0:10.31)  | 0:34.11 [5]<br>(0:10.66)  | 0:23.45 [4]<br>(0:11.25)  | 0:12.20 [3]<br>(0:12.20)  | 0.06L   | 0:34.11 +1             |         |
| 3           | 6 ANDI DON'T CARE<br>Emily Lang  | 2                    | 70.8<br>800m         | 0:10.18<br>800m      | 0:57.78 [3]<br>(0:13.33)  | 0:44.45 [4]<br>(0:10.18)  | 0:34.27 [3]<br>(0:10.60)  | 0:23.67 [1]<br>(0:11.30)  | 0:12.37 [2]<br>(0:12.37)  | 0.33L   | 0:34.27 -1             |         |
| 4           | 9 FLASH DRIVE<br>Robbie Dolan    | 3                    | 71.2<br>800m         | 0:10.22<br>800m      | 0:58.04 [4]<br>(0:13.69)  | 0:44.35 [8]<br>(0:10.22)  | 0:34.13 [7]<br>(0:10.95)  | 0:23.18 [9]<br>(0:11.05)  | 0:12.13 [6]<br>(0:12.13)  | 1.82L   | 0:34.13 -3             |         |
| 5           | 3 CALL OUT<br>James Orman        | 7                    | 70.1<br>800m         | 0:10.47<br>800m      | 0:58.07 [5]<br>(0:13.77)  | 0:44.30 [9]<br>(0:10.47)  | 0:33.83 [9]<br>(0:10.58)  | 0:23.25 [8]<br>(0:10.93)  | 0:12.32 [5]<br>(0:12.32)  | 2.02L   | 0:33.83 +1             |         |
| 6           | 13 COPENHAGEN CAT<br>Dale Smith  | 6                    | 71.2<br>800m         | 0:10.17<br>800m      | 0:58.33 [6]<br>(0:13.61)  | 0:44.72 [6]<br>(0:10.17)  | 0:34.55 [6]<br>(0:10.69)  | 0:23.86 [6]<br>(0:11.49)  | 0:12.37 [7]<br>(0:12.37)  | 3.51L   | 0:34.55 -1             |         |
| 7           | 1 BEST COFFEE<br>Ryan Curatolo   | 9                    | 70.9<br>800m         | 0:10.39<br>800m      | 0:58.42 [7]<br>(0:13.65)  | 0:44.77 [7]<br>(0:10.39)  | 0:34.38 [8]<br>(0:10.77)  | 0:23.61 [7]<br>(0:11.21)  | 0:12.40 [8]<br>(0:12.40)  | 4.05L   | 0:34.38 +1             |         |
| 8           | 7 BODYSWERVE<br>Michael Rodd     | 4                    | 69.0<br>800m         | 0:10.53<br>800m      | 0:58.54 [8]<br>(0:13.97)  | 0:44.57 [10]<br>(0:10.53) | 0:34.04 [10]<br>(0:10.70) | 0:23.34 [10]<br>(0:11.06) | 0:12.28 [10]<br>(0:12.28) | 4.76L   | 0:34.04 +0             |         |
| 9           | 11 SAGA'S GIRL<br>Boris Thornton | 10                   | 72.0<br>800m         | 0:10.20<br>800m      | 0:58.65 [9]<br>(0:13.35)  | 0:45.30 [5]<br>(0:10.20)  | 0:35.10 [4]<br>(0:10.63)  | 0:24.47 [3]<br>(0:11.55)  | 0:12.92 [4]<br>(0:12.92)  | 5.43L   | 0:35.10 +5             |         |
| 10          | 12 SANDY GRIP<br>Angela Jones    | 1                    | 71.1<br>800m         | 0:10.19<br>800m      | 1:00.67 [10]<br>(0:13.22) | 0:47.45 [1]<br>(0:10.19)  | 0:37.26 [2]<br>(0:10.95)  | 0:26.31 [5]<br>(0:11.87)  | 0:14.44 [9]<br>(0:14.44)  | 17.31L  | 0:37.26 -3             |         |

Scratched: Busker (#2), Day To Remember (#5), Rare And Reliable (#10), Stromboli Delight (#14)

Report Created: Wed 8 January 2025 18:16 GMT+1 (Note: Timing is based on position data)

Page 1/11

[ ] Ranking at each section and finish  
 -:-:- No data available at this section  
 NA No data available

SCN Saddle cloth number  
 DNF Did not finish  
 DNT Did not track

data processed by TRIPLESDATA



|                                |                |
|--------------------------------|----------------|
| Horse/Jockey Name              | Concession     |
| Final Rank                     | 1              |
| Fastest Section Time (Section) | 0:10.08 (800m) |
| Top Speed [km/h] (Section)     | 72.4 (800m)    |
| Race State                     | Finished       |

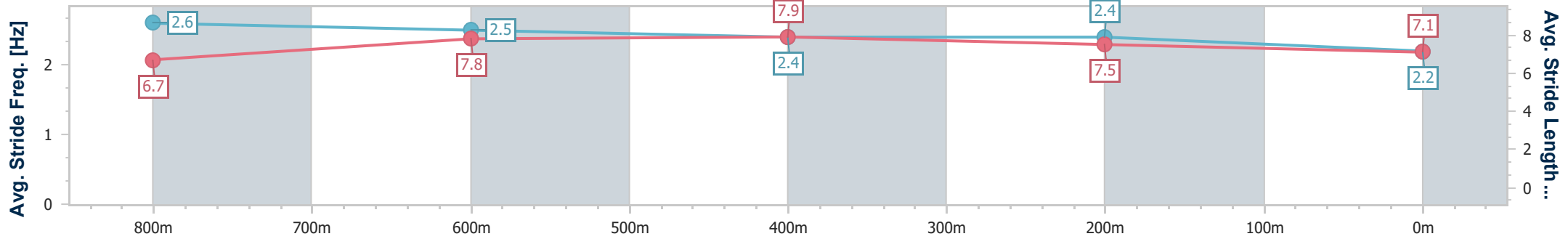
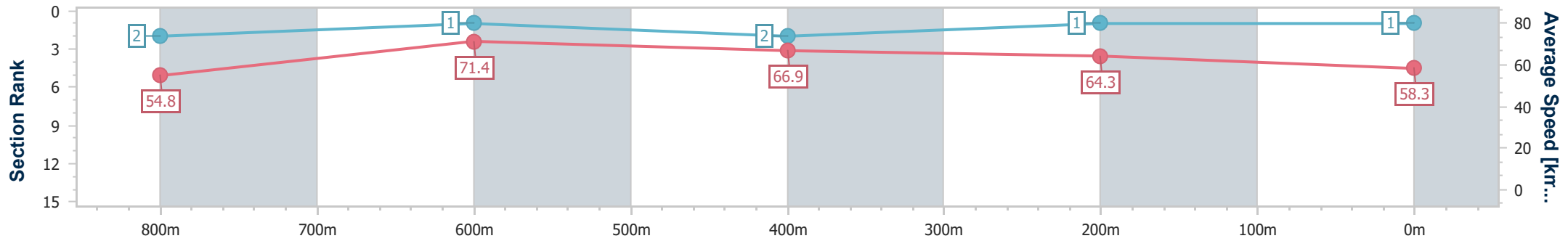


Eagle Farm QLD Professional  
 Race 1: BECOME A BRC MEMBER QTIS Three-Year-Old Maiden  
 Plate - 1000m  
 08 January 2025 - 14:13  
 Track Rating: Good 4, Weather: Fine, Rail Position: +9m Entire



BRISBANE  
 RACING CLUB

| Section                | Overall                  | 800m                     | 600m                     | 400m                     | 200m                     |
|------------------------|--------------------------|--------------------------|--------------------------|--------------------------|--------------------------|
| Section Times          | 0:57.73 [1]<br>(0:13.26) | 0:44.47 [2]<br>(0:10.08) | 0:34.39 [1]<br>(0:10.82) | 0:23.57 [2]<br>(0:11.17) | 0:12.40 [1]<br>(0:12.40) |
| Average Speed [km/h]   | 54.8                     | 71.4                     | 66.9                     | 64.3                     | 58.3                     |
| Top Speed [km/h]       | 71.3                     | 72.4                     | 68.8                     | 66.2                     | 62.2                     |
| Avg. Dist. to Rail [m] | 3.9                      | 0.7                      | 0.7                      | 0.4                      | 0.3                      |
| Avg. Stride Freq. [Hz] | 2.6                      | 2.5                      | 2.4                      | 2.4                      | 2.2                      |
| Avg. Stride Length [m] | 6.7                      | 7.8                      | 7.9                      | 7.5                      | 7.1                      |



- [ ] Ranking at each section and finish
- .-.- No data available at this section
- NA No data available



|                                |                |
|--------------------------------|----------------|
| Horse/Jockey Name              | Ciphertext     |
| Final Rank                     | 2              |
| Fastest Section Time (Section) | 0:10.31 (800m) |
| Top Speed [km/h] (Section)     | 70.4 (800m)    |
| Race State                     | Finished       |



Eagle Farm QLD Professional  
Race 1: BECOME A BRC MEMBER QTIS Three-Year-Old Maiden  
Plate - 1000m

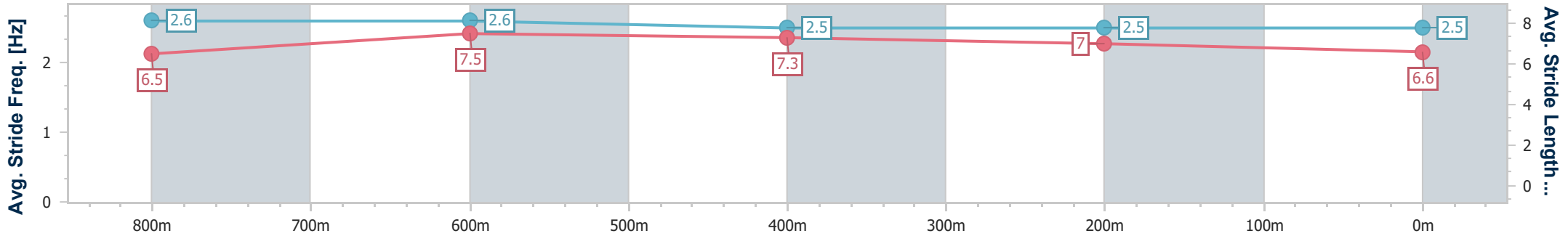
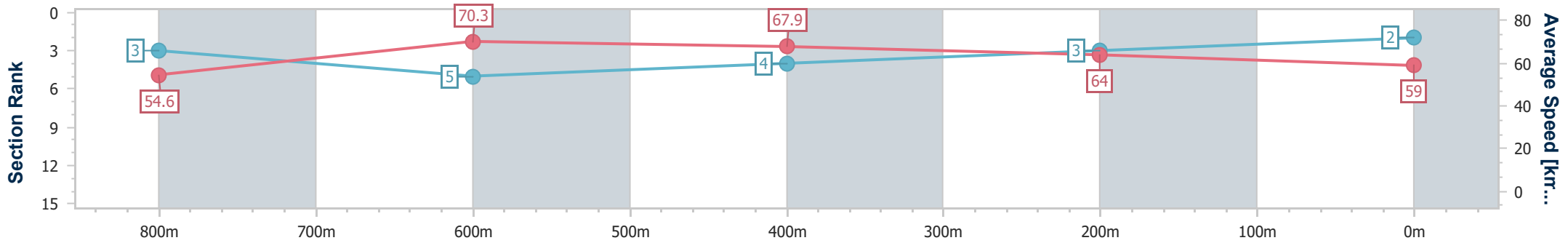


08 January 2025 - 14:13

BRISBANE  
RACING CLUB

Track Rating: Good 4, Weather: Fine, Rail Position: +9m Entire

| Section                | Overall                  | 800m                     | 600m                     | 400m                     | 200m                     |
|------------------------|--------------------------|--------------------------|--------------------------|--------------------------|--------------------------|
| Section Times          | 0:57.74 [2]<br>(0:13.32) | 0:44.42 [3]<br>(0:10.31) | 0:34.11 [5]<br>(0:10.66) | 0:23.45 [4]<br>(0:11.25) | 0:12.20 [3]<br>(0:12.20) |
| Average Speed [km/h]   | 54.6                     | 70.3                     | 67.9                     | 64.0                     | 59.0                     |
| Top Speed [km/h]       | 70.1                     | 70.4                     | 69.8                     | 66.8                     | 63.2                     |
| Avg. Dist. to Rail [m] | 5.4                      | 0.7                      | 2.0                      | 1.9                      | 2.5                      |
| Avg. Stride Freq. [Hz] | 2.6                      | 2.6                      | 2.5                      | 2.5                      | 2.5                      |
| Avg. Stride Length [m] | 6.5                      | 7.5                      | 7.3                      | 7.0                      | 6.6                      |



- [ ] Ranking at each section and finish
- .-.- No data available at this section
- NA No data available



|                                |                 |
|--------------------------------|-----------------|
| Horse/Jockey Name              | Andi Don't Care |
| Final Rank                     | 3               |
| Fastest Section Time (Section) | 0:10.18 (800m)  |
| Top Speed [km/h] (Section)     | 70.8 (800m)     |
| Race State                     | Finished        |



Eagle Farm QLD Professional  
Race 1: BECOME A BRC MEMBER QTIS Three-Year-Old Maiden  
Plate - 1000m

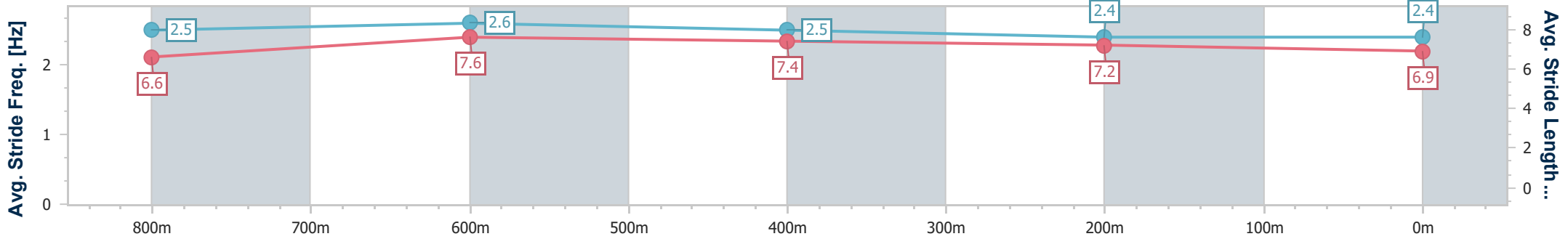
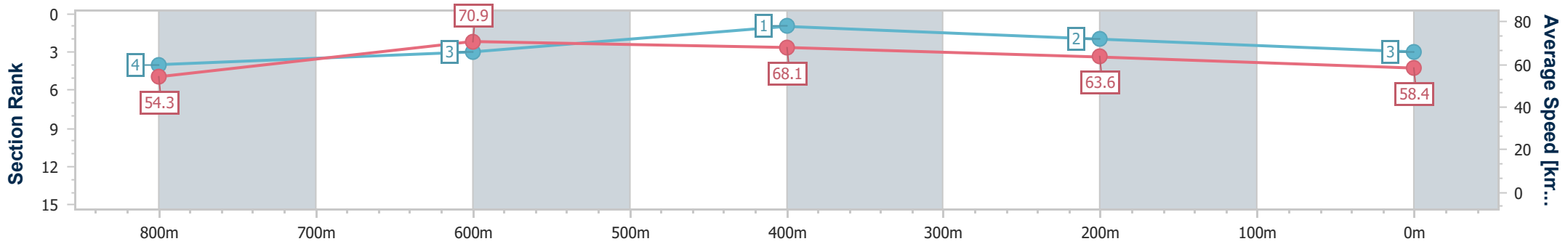


08 January 2025 - 14:13

BRISBANE  
RACING CLUB

Track Rating: Good 4, Weather: Fine, Rail Position: +9m Entire

| Section                | Overall                  | 800m                     | 600m                     | 400m                     | 200m                     |
|------------------------|--------------------------|--------------------------|--------------------------|--------------------------|--------------------------|
| Section Times          | 0:57.78 [3]<br>(0:13.33) | 0:44.45 [4]<br>(0:10.18) | 0:34.27 [3]<br>(0:10.60) | 0:23.67 [1]<br>(0:11.30) | 0:12.37 [2]<br>(0:12.37) |
| Average Speed [km/h]   | 54.3                     | 70.9                     | 68.1                     | 63.6                     | 58.4                     |
| Top Speed [km/h]       | 70.5                     | 70.8                     | 69.6                     | 66.3                     | 61.9                     |
| Avg. Dist. to Rail [m] | 1.2                      | 0.5                      | 0.8                      | 2.1                      | 2.6                      |
| Avg. Stride Freq. [Hz] | 2.5                      | 2.6                      | 2.5                      | 2.4                      | 2.4                      |
| Avg. Stride Length [m] | 6.6                      | 7.6                      | 7.4                      | 7.2                      | 6.9                      |



- [ ] Ranking at each section and finish
- .-.- No data available at this section
- NA No data available



|                                |                |
|--------------------------------|----------------|
| Horse/Jockey Name              | Flash Drive    |
| Final Rank                     | 4              |
| Fastest Section Time (Section) | 0:10.22 (800m) |
| Top Speed [km/h] (Section)     | 71.2 (800m)    |
| Race State                     | Finished       |



Eagle Farm QLD Professional  
Race 1: BECOME A BRC MEMBER QTIS Three-Year-Old Maiden  
Plate - 1000m

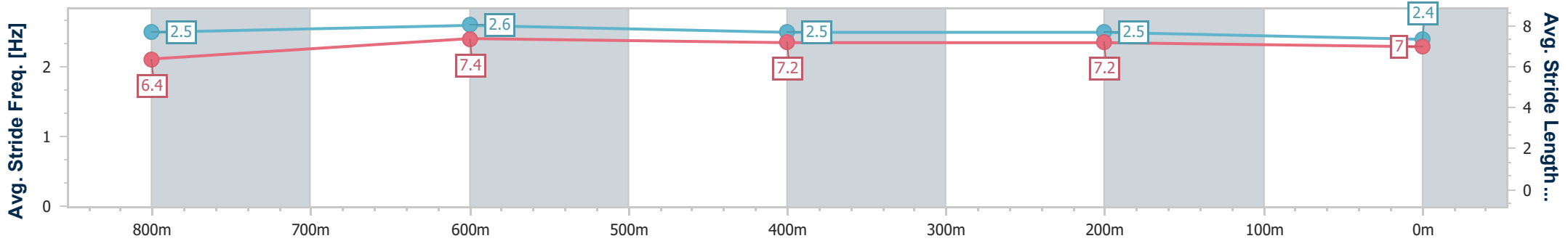
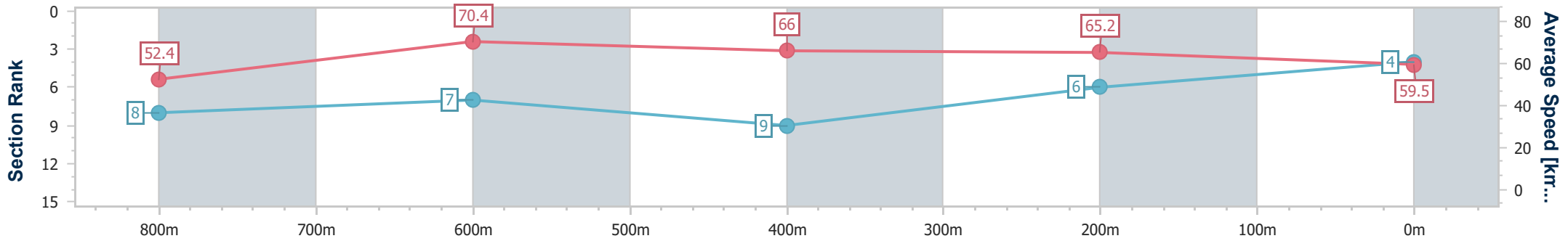


08 January 2025 - 14:13

BRISBANE  
RACING CLUB

Track Rating: Good 4, Weather: Fine, Rail Position: +9m Entire

| Section                | Overall                  | 800m                     | 600m                     | 400m                     | 200m                     |
|------------------------|--------------------------|--------------------------|--------------------------|--------------------------|--------------------------|
| Section Times          | 0:58.04 [4]<br>(0:13.69) | 0:44.35 [8]<br>(0:10.22) | 0:34.13 [7]<br>(0:10.95) | 0:23.18 [9]<br>(0:11.05) | 0:12.13 [6]<br>(0:12.13) |
| Average Speed [km/h]   | 52.4                     | 70.4                     | 66.0                     | 65.2                     | 59.5                     |
| Top Speed [km/h]       | 71.1                     | 71.2                     | 67.5                     | 67.5                     | 62.9                     |
| Avg. Dist. to Rail [m] | 1.2                      | 0.6                      | 1.0                      | 2.2                      | 1.5                      |
| Avg. Stride Freq. [Hz] | 2.5                      | 2.6                      | 2.5                      | 2.5                      | 2.4                      |
| Avg. Stride Length [m] | 6.4                      | 7.4                      | 7.2                      | 7.2                      | 7.0                      |



- [ ] Ranking at each section and finish
- .-.- No data available at this section
- NA No data available



|                                |                |
|--------------------------------|----------------|
| Horse/Jockey Name              | Call Out       |
| Final Rank                     | 5              |
| Fastest Section Time (Section) | 0:10.47 (800m) |
| Top Speed [km/h] (Section)     | 70.1 (800m)    |
| Race State                     | Finished       |



Eagle Farm QLD Professional  
Race 1: BECOME A BRC MEMBER QTIS Three-Year-Old Maiden  
Plate - 1000m

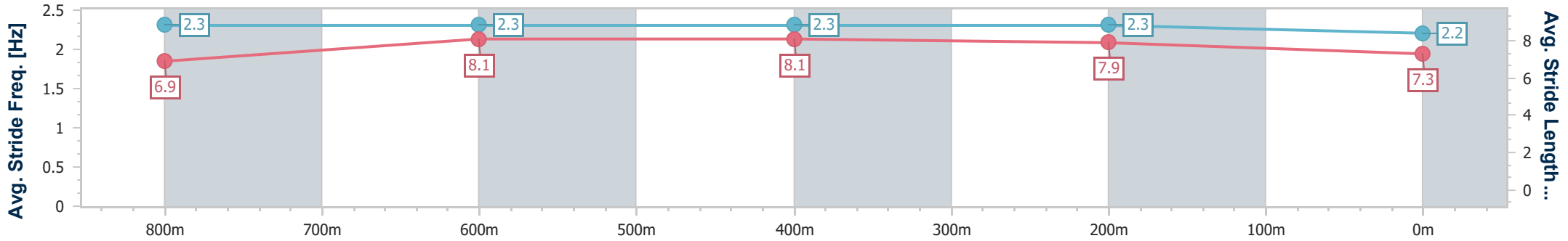
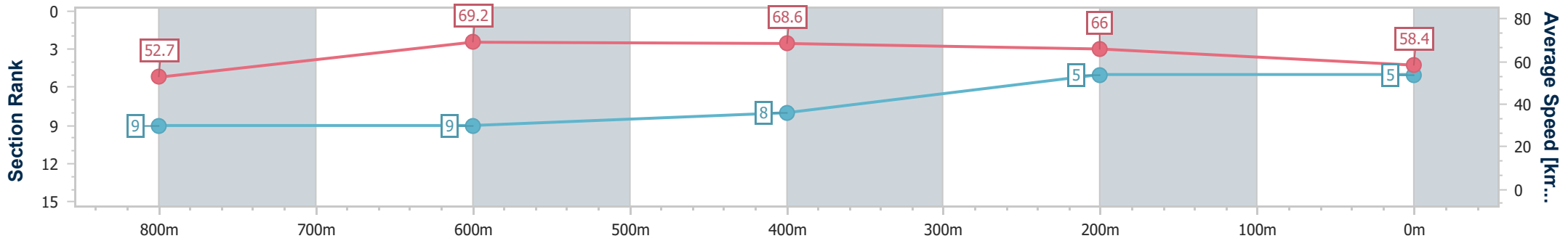


08 January 2025 - 14:13

BRISBANE  
RACING CLUB

Track Rating: Good 4, Weather: Fine, Rail Position: +9m Entire

| Section                | Overall                  | 800m                     | 600m                     | 400m                     | 200m                     |
|------------------------|--------------------------|--------------------------|--------------------------|--------------------------|--------------------------|
| Section Times          | 0:58.07 [5]<br>(0:13.77) | 0:44.30 [9]<br>(0:10.47) | 0:33.83 [9]<br>(0:10.58) | 0:23.25 [8]<br>(0:10.93) | 0:12.32 [5]<br>(0:12.32) |
| Average Speed [km/h]   | 52.7                     | 69.2                     | 68.6                     | 66.0                     | 58.4                     |
| Top Speed [km/h]       | 68.8                     | 70.1                     | 68.6                     | 69.0                     | 62.4                     |
| Avg. Dist. to Rail [m] | 5.1                      | 1.6                      | 1.7                      | 5.3                      | 5.0                      |
| Avg. Stride Freq. [Hz] | 2.3                      | 2.3                      | 2.3                      | 2.3                      | 2.2                      |
| Avg. Stride Length [m] | 6.9                      | 8.1                      | 8.1                      | 7.9                      | 7.3                      |



- [ ] Ranking at each section and finish
- .-.- No data available at this section
- NA No data available



|                                |                |
|--------------------------------|----------------|
| Horse/Jockey Name              | Copenhagen Cat |
| Final Rank                     | 6              |
| Fastest Section Time (Section) | 0:10.17 (800m) |
| Top Speed [km/h] (Section)     | 71.2 (800m)    |
| Race State                     | Finished       |



Eagle Farm QLD Professional  
Race 1: BECOME A BRC MEMBER QTIS Three-Year-Old Maiden  
Plate - 1000m

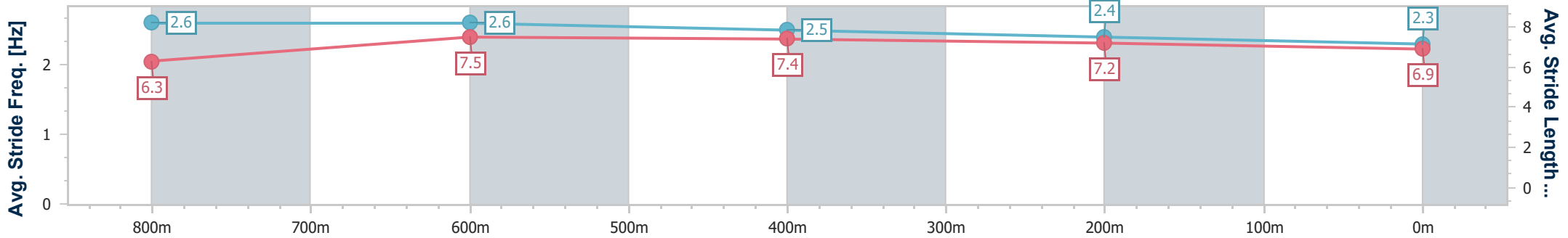
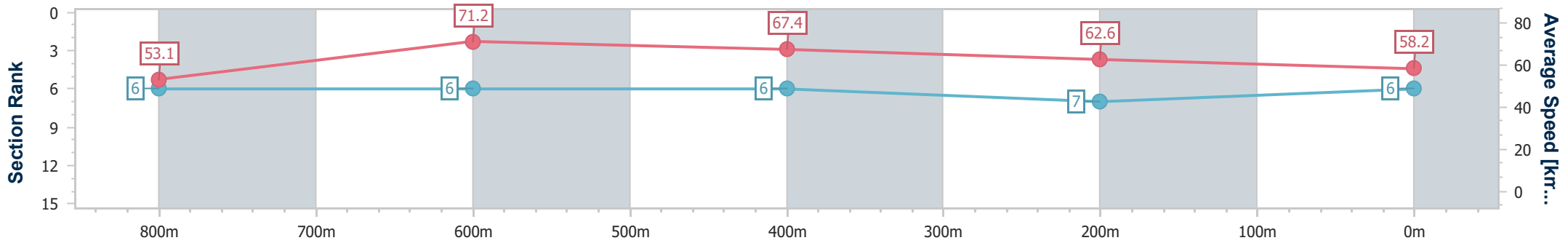


08 January 2025 - 14:13

BRISBANE  
RACING CLUB

Track Rating: Good 4, Weather: Fine, Rail Position: +9m Entire

| Section                | Overall                  | 800m                     | 600m                     | 400m                     | 200m                     |
|------------------------|--------------------------|--------------------------|--------------------------|--------------------------|--------------------------|
| Section Times          | 0:58.33 [6]<br>(0:13.61) | 0:44.72 [6]<br>(0:10.17) | 0:34.55 [6]<br>(0:10.69) | 0:23.86 [6]<br>(0:11.49) | 0:12.37 [7]<br>(0:12.37) |
| Average Speed [km/h]   | 53.1                     | 71.2                     | 67.4                     | 62.6                     | 58.2                     |
| Top Speed [km/h]       | 70.8                     | 71.2                     | 68.4                     | 64.4                     | 61.1                     |
| Avg. Dist. to Rail [m] | 3.3                      | 0.4                      | 0.7                      | 1.3                      | 0.6                      |
| Avg. Stride Freq. [Hz] | 2.6                      | 2.6                      | 2.5                      | 2.4                      | 2.3                      |
| Avg. Stride Length [m] | 6.3                      | 7.5                      | 7.4                      | 7.2                      | 6.9                      |



- [ ] Ranking at each section and finish
- .-.- No data available at this section
- NA No data available



|                                |                |
|--------------------------------|----------------|
| Horse/Jockey Name              | Best Coffee    |
| Final Rank                     | 7              |
| Fastest Section Time (Section) | 0:10.39 (800m) |
| Top Speed [km/h] (Section)     | 70.9 (800m)    |
| Race State                     | Finished       |

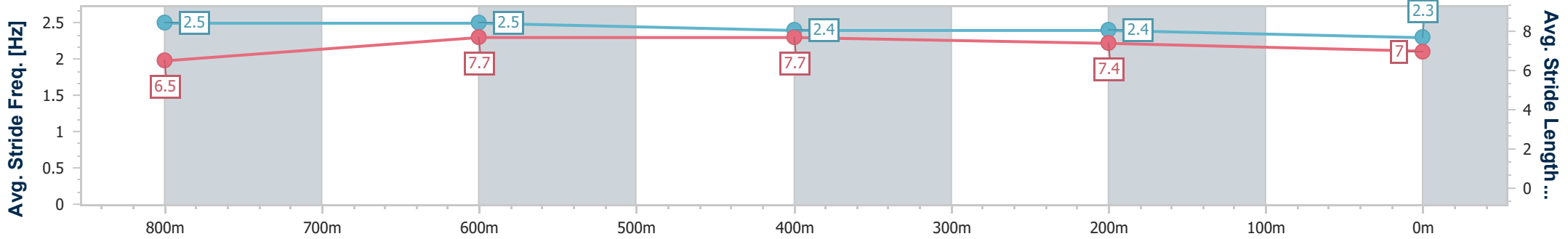
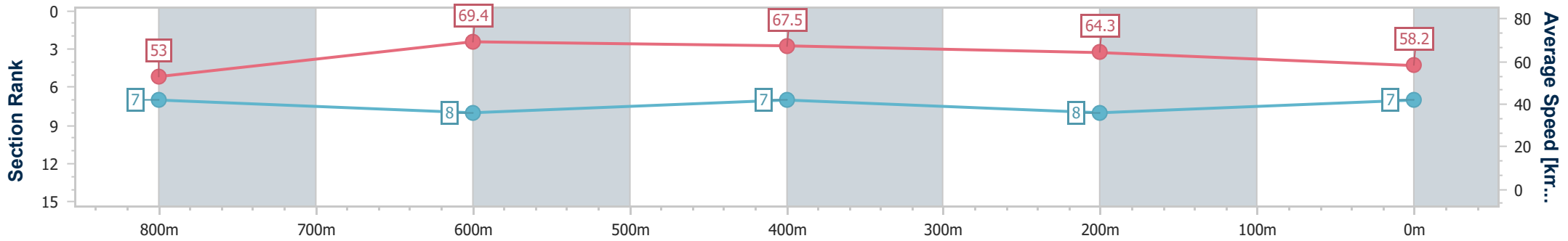


Eagle Farm QLD Professional  
 Race 1: BECOME A BRC MEMBER QTIS Three-Year-Old Maiden  
 Plate - 1000m  
 08 January 2025 - 14:13  
 Track Rating: Good 4, Weather: Fine, Rail Position: +9m Entire



BRISBANE  
 RACING CLUB

| Section                | Overall                  | 800m                     | 600m                     | 400m                     | 200m                     |
|------------------------|--------------------------|--------------------------|--------------------------|--------------------------|--------------------------|
| Section Times          | 0:58.42 [7]<br>(0:13.65) | 0:44.77 [7]<br>(0:10.39) | 0:34.38 [8]<br>(0:10.77) | 0:23.61 [7]<br>(0:11.21) | 0:12.40 [8]<br>(0:12.40) |
| Average Speed [km/h]   | 53.0                     | 69.4                     | 67.5                     | 64.3                     | 58.2                     |
| Top Speed [km/h]       | 70.7                     | 70.9                     | 67.8                     | 66.6                     | 61.1                     |
| Avg. Dist. to Rail [m] | 4.7                      | 0.8                      | 2.3                      | 6.0                      | 4.6                      |
| Avg. Stride Freq. [Hz] | 2.5                      | 2.5                      | 2.4                      | 2.4                      | 2.3                      |
| Avg. Stride Length [m] | 6.5                      | 7.7                      | 7.7                      | 7.4                      | 7.0                      |



- [ ] Ranking at each section and finish
- .-.- No data available at this section
- NA No data available





|                                |                |
|--------------------------------|----------------|
| Horse/Jockey Name              | Bodyswerve     |
| Final Rank                     | 8              |
| Fastest Section Time (Section) | 0:10.53 (800m) |
| Top Speed [km/h] (Section)     | 69.0 (800m)    |
| Race State                     | Finished       |



Eagle Farm QLD Professional  
Race 1: BECOME A BRC MEMBER QTIS Three-Year-Old Maiden  
Plate - 1000m

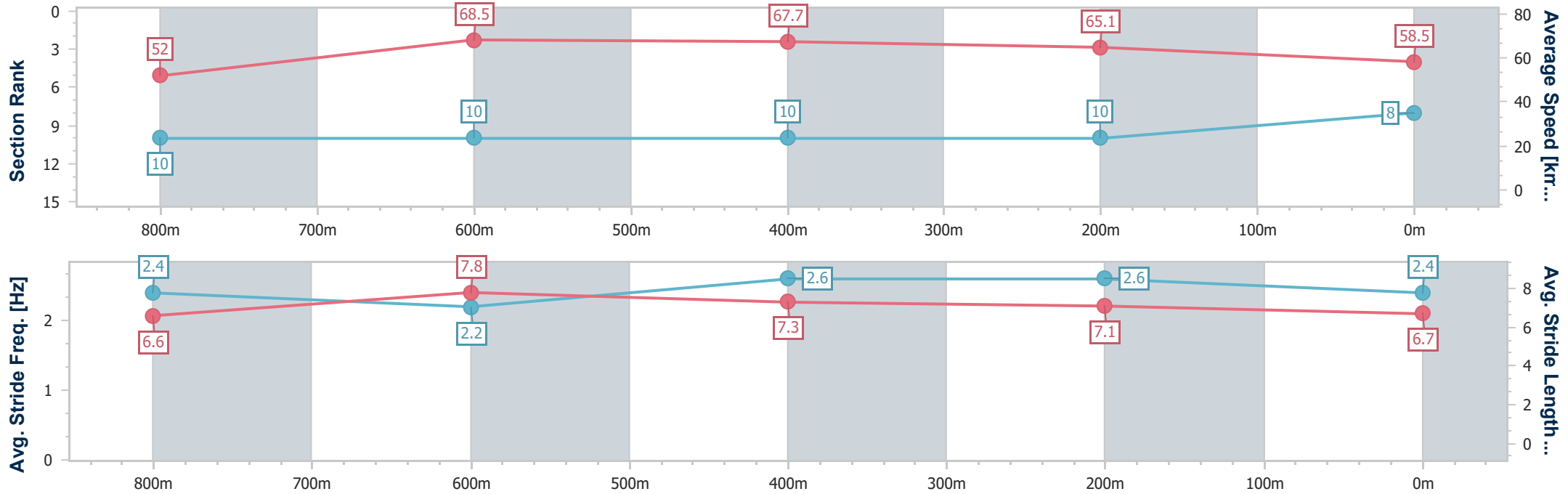


08 January 2025 - 14:13

BRISBANE  
RACING CLUB

Track Rating: Good 4, Weather: Fine, Rail Position: +9m Entire

| Section                | Overall                  | 800m                      | 600m                      | 400m                      | 200m                      |
|------------------------|--------------------------|---------------------------|---------------------------|---------------------------|---------------------------|
| Section Times          | 0:58.54 [8]<br>(0:13.97) | 0:44.57 [10]<br>(0:10.53) | 0:34.04 [10]<br>(0:10.70) | 0:23.34 [10]<br>(0:11.06) | 0:12.28 [10]<br>(0:12.28) |
| Average Speed [km/h]   | 52.0                     | 68.5                      | 67.7                      | 65.1                      | 58.5                      |
| Top Speed [km/h]       | 69.0                     | 69.0                      | 67.9                      | 67.2                      | 62.8                      |
| Avg. Dist. to Rail [m] | 2.7                      | 0.8                       | 1.2                       | 5.8                       | 4.6                       |
| Avg. Stride Freq. [Hz] | 2.4                      | 2.2                       | 2.6                       | 2.6                       | 2.4                       |
| Avg. Stride Length [m] | 6.6                      | 7.8                       | 7.3                       | 7.1                       | 6.7                       |



- [ ] Ranking at each section and finish
- .-.- No data available at this section
- NA No data available



|                                |                |
|--------------------------------|----------------|
| Horse/Jockey Name              | Saga's Girl    |
| Final Rank                     | 9              |
| Fastest Section Time (Section) | 0:10.20 (800m) |
| Top Speed [km/h] (Section)     | 72.0 (800m)    |
| Race State                     | Finished       |



Eagle Farm QLD Professional  
 Race 1: BECOME A BRC MEMBER QTIS Three-Year-Old Maiden  
 Plate - 1000m

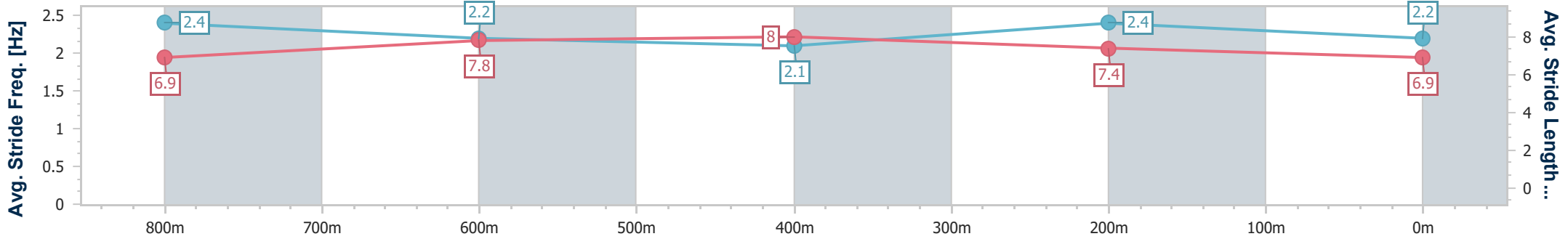
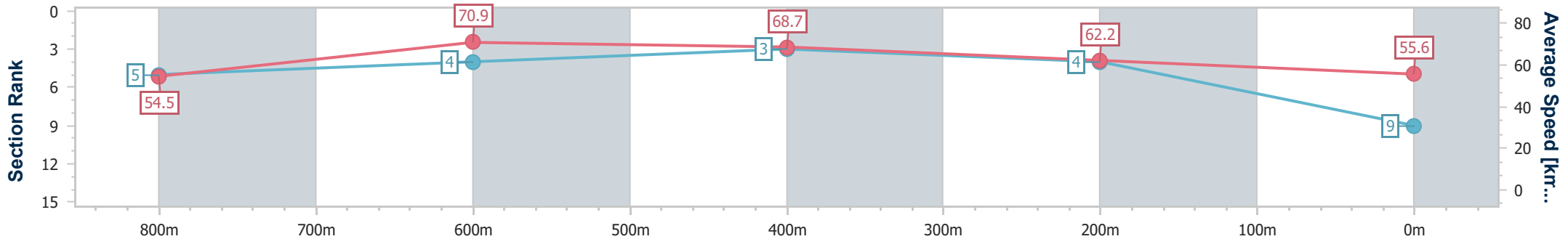


08 January 2025 - 14:13

BRISBANE  
 RACING CLUB

Track Rating: Good 4, Weather: Fine, Rail Position: +9m Entire

| Section                | Overall                  | 800m                     | 600m                     | 400m                     | 200m                     |
|------------------------|--------------------------|--------------------------|--------------------------|--------------------------|--------------------------|
| Section Times          | 0:58.65 [9]<br>(0:13.35) | 0:45.30 [5]<br>(0:10.20) | 0:35.10 [4]<br>(0:10.63) | 0:24.47 [3]<br>(0:11.55) | 0:12.92 [4]<br>(0:12.92) |
| Average Speed [km/h]   | 54.5                     | 70.9                     | 68.7                     | 62.2                     | 55.6                     |
| Top Speed [km/h]       | 71.3                     | 72.0                     | 70.2                     | 65.4                     | 58.0                     |
| Avg. Dist. to Rail [m] | 7.9                      | 3.4                      | 2.0                      | 3.2                      | 2.6                      |
| Avg. Stride Freq. [Hz] | 2.4                      | 2.2                      | 2.1                      | 2.4                      | 2.2                      |
| Avg. Stride Length [m] | 6.9                      | 7.8                      | 8.0                      | 7.4                      | 6.9                      |



- [ ] Ranking at each section and finish
- .-.- No data available at this section
- NA No data available



|                                |                |
|--------------------------------|----------------|
| Horse/Jockey Name              | Sandy Grip     |
| Final Rank                     | 10             |
| Fastest Section Time (Section) | 0:10.19 (800m) |
| Top Speed [km/h] (Section)     | 71.1 (800m)    |
| Race State                     | Finished       |

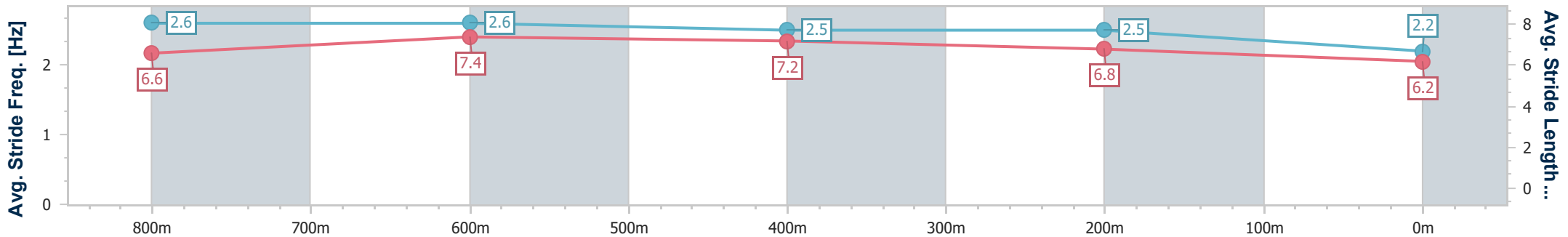
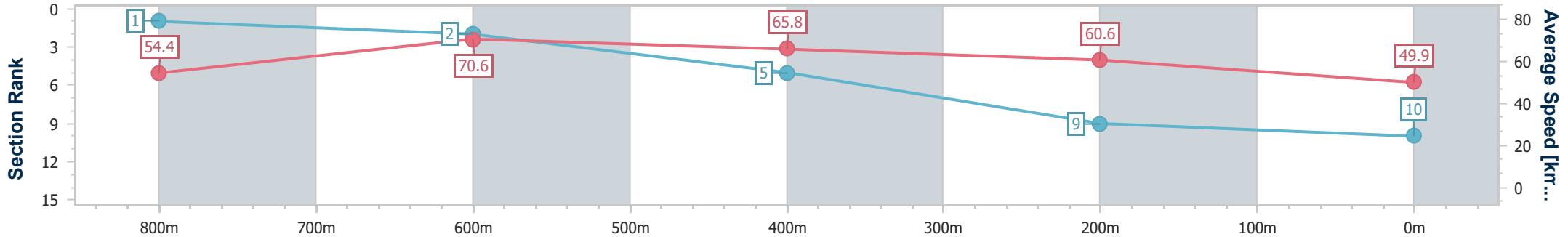


Eagle Farm QLD Professional  
 Race 1: BECOME A BRC MEMBER QTIS Three-Year-Old Maiden  
 Plate - 1000m  
 08 January 2025 - 14:13  
 Track Rating: Good 4, Weather: Fine, Rail Position: +9m Entire



BRISBANE  
 RACING CLUB

| Section                | Overall                   | 800m                     | 600m                     | 400m                     | 200m                     |
|------------------------|---------------------------|--------------------------|--------------------------|--------------------------|--------------------------|
| Section Times          | 1:00.67 [10]<br>(0:13.22) | 0:47.45 [1]<br>(0:10.19) | 0:37.26 [2]<br>(0:10.95) | 0:26.31 [5]<br>(0:11.87) | 0:14.44 [9]<br>(0:14.44) |
| Average Speed [km/h]   | 54.4                      | 70.6                     | 65.8                     | 60.6                     | 49.9                     |
| Top Speed [km/h]       | 70.6                      | 71.1                     | 67.3                     | 63.8                     | 56.8                     |
| Avg. Dist. to Rail [m] | 0.5                       | 0.8                      | 0.4                      | 0.8                      | 0.8                      |
| Avg. Stride Freq. [Hz] | 2.6                       | 2.6                      | 2.5                      | 2.5                      | 2.2                      |
| Avg. Stride Length [m] | 6.6                       | 7.4                      | 7.2                      | 6.8                      | 6.2                      |



- [ ] Ranking at each section and finish
- .-.- No data available at this section
- NA No data available



# Eagle Farm QLD Professional

## Race 2: GIRLS DAY OUT 1 MARCH Maiden Plate - 1600m

08 January 2025 - 14:50



BRISBANE  
RACING CLUB

Track Rating: Good 4, Weather: Fine, Rail Position: +9m Entire

| Section     |                      |                                            |                      |                      |                      |                           |                           |                           |                           |                           |                           |                           |                        |    |
|-------------|----------------------|--------------------------------------------|----------------------|----------------------|----------------------|---------------------------|---------------------------|---------------------------|---------------------------|---------------------------|---------------------------|---------------------------|------------------------|----|
| Field Times | Overall              | 1400m                                      | 1200m                | 1000m                | 800m                 | 600m                      | 400m                      | Last 600m                 |                           |                           |                           |                           |                        |    |
|             | 1:36.35<br>(0:13.78) | 1:22.57<br>(0:11.49)                       | 1:11.08<br>(0:11.97) | 0:59.11<br>(0:12.08) | 0:47.03<br>(0:11.81) | 0:35.22<br>(0:11.26)      | 0:23.96<br>(0:11.57)      | 0:35.22                   |                           |                           |                           |                           |                        |    |
| Rank        | TAB                  | Horse/Jockey                               | Barrier              | Top Speed [km/h]     | Fastest Section      |                           |                           |                           |                           |                           |                           |                           | Distance Travelled [m] |    |
| 1           | 11                   | <b>STRIKE THE HEART</b><br>Mark Du Plessis | 11                   | 64.6<br>400m         | 0:11.34<br>400m      | 1:36.35 [1]<br>(0:13.78)  | 1:22.57 [1]<br>(0:11.62)  | 1:10.95 [3]<br>(0:12.14)  | 0:58.81 [3]<br>(0:11.94)  | 0:46.87 [3]<br>(0:11.89)  | 0:34.98 [3]<br>(0:11.42)  | 0:23.56 [3]<br>(0:11.34)  | 0:34.98                |    |
| 2           | 12                   | <b>AVIOR</b><br>Bailey Wheeler             | 12                   | 65.4<br>1400m        | 0:11.26<br>600m      | 1:36.58 [2]<br>(0:13.89)  | 1:22.69 [3]<br>(0:11.38)  | 1:11.31 [1]<br>(0:11.97)  | 0:59.34 [1]<br>(0:12.08)  | 0:47.26 [1]<br>(0:11.81)  | 0:35.45 [1]<br>(0:11.26)  | 0:24.19 [1]<br>(0:11.57)  | 0:35.45                | -2 |
| 3           | 5                    | <b>VIKING BLOOD</b><br>Boris Thornton      | 1                    | 65.9<br>400m         | 0:11.14<br>400m      | 1:36.68 [3]<br>(0:14.24)  | 1:22.44 [8]<br>(0:11.64)  | 1:10.80 [8]<br>(0:12.27)  | 0:58.53 [7]<br>(0:12.03)  | 0:46.50 [7]<br>(0:11.78)  | 0:34.72 [8]<br>(0:11.27)  | 0:23.45 [7]<br>(0:11.14)  | 0:34.72                | -1 |
| 4           | 4                    | <b>SILVIO DANTE</b><br>Michael Rodd        | 2                    | 64.6<br>400m         | 0:11.42<br>600m      | 1:36.98 [4]<br>(0:14.02)  | 1:22.96 [4]<br>(0:11.66)  | 1:11.30 [5]<br>(0:12.16)  | 0:59.14 [5]<br>(0:11.92)  | 0:47.22 [5]<br>(0:11.77)  | 0:35.45 [5]<br>(0:11.42)  | 0:24.03 [6]<br>(0:11.48)  | 0:35.45                | -2 |
| 5           | 16                   | <b>DESERT ANGEL</b><br>Dylan Turner        | 13                   | 65.3<br>Overall      | 0:11.41<br>600m      | 1:37.26 [5]<br>(0:13.87)  | 1:23.39 [2]<br>(0:11.42)  | 1:11.97 [2]<br>(0:12.10)  | 0:59.87 [2]<br>(0:11.97)  | 0:47.90 [2]<br>(0:11.90)  | 0:36.00 [2]<br>(0:11.41)  | 0:24.59 [2]<br>(0:11.66)  | 0:36.00                | +2 |
| 6           | 8                    | <b>IONACELTIC</b><br>Andrew Mallyon        | 5                    | 64.3<br>600m         | 0:11.39<br>600m      | 1:37.29 [6]<br>(0:14.21)  | 1:23.08 [6]<br>(0:11.49)  | 1:11.59 [6]<br>(0:12.17)  | 0:59.42 [6]<br>(0:11.94)  | 0:47.48 [6]<br>(0:11.74)  | 0:35.74 [6]<br>(0:11.39)  | 0:24.35 [5]<br>(0:11.70)  | 0:35.74                | +3 |
| 7           | 21                   | <b>BARGARA BOUND</b><br>Robbie Dolan       | 7                    | 64.7<br>Overall      | 0:11.46<br>600m      | 1:37.39 [7]<br>(0:14.73)  | 1:22.66 [11]<br>(0:11.54) | 1:11.12 [11]<br>(0:12.13) | 0:58.99 [9]<br>(0:11.83)  | 0:47.16 [9]<br>(0:11.60)  | 0:35.56 [7]<br>(0:11.46)  | 0:24.10 [8]<br>(0:11.56)  | 0:35.56                | +1 |
| 8           | 13                   | <b>CHONKY DIVA</b><br>Ron Stewart          | 4                    | 64.1<br>600m         | 0:11.40<br>600m      | 1:37.54 [8]<br>(0:14.55)  | 1:22.99 [9]<br>(0:11.60)  | 1:11.39 [9]<br>(0:12.25)  | 0:59.14 [10]<br>(0:11.96) | 0:47.18 [10]<br>(0:11.79) | 0:35.39 [10]<br>(0:11.40) | 0:23.99 [9]<br>(0:11.64)  | 0:35.39                | +0 |
| 9           | 10                   | <b>NAVILLUS HELLFIRE</b><br>Luke Tarrant   | 15                   | 65.6<br>400m         | 0:11.22<br>400m      | 1:37.58 [9]<br>(0:14.87)  | 1:22.71 [15]<br>(0:11.51) | 1:11.20 [12]<br>(0:12.22) | 0:58.98 [13]<br>(0:12.10) | 0:46.88 [13]<br>(0:11.96) | 0:34.92 [14]<br>(0:11.58) | 0:23.34 [14]<br>(0:11.22) | 0:34.92                | +7 |
| 10          | 14                   | <b>CRIMSON SPIRIT</b><br>Anthony Allen     | 10                   | 63.9<br>1400m        | 0:11.44<br>400m      | 1:37.58 [10]<br>(0:14.59) | 1:22.99 [10]<br>(0:11.58) | 1:11.41 [10]<br>(0:12.37) | 0:59.04 [11]<br>(0:12.02) | 0:47.02 [12]<br>(0:11.81) | 0:35.21 [12]<br>(0:11.76) | 0:23.45 [12]<br>(0:11.44) | 0:35.21                | +5 |

Scratched: Want To Be Proud (#6), Hang Out (#7), Vanguard Legend (#9), Kilna (#2), Rothsphene (#3), Hurricane Rosie (#15)

[ ] Ranking at each section and finish  
 -:-:- No data available at this section  
 NA No data available

SCN Saddle cloth number  
 DNF Did not finish  
 DNT Did not track



# Eagle Farm QLD Professional

## Race 2: GIRLS DAY OUT 1 MARCH Maiden Plate - 1600m

08 January 2025 - 14:50



BRISBANE  
RACING CLUB

Track Rating: Good 4, Weather: Fine, Rail Position: +9m Entire

| Section     |                                       | Overall              | 1400m                | 1200m                | 1000m                  | 800m                 | 600m                 | 400m                 | Last 600m    |              |              |         |    |
|-------------|---------------------------------------|----------------------|----------------------|----------------------|------------------------|----------------------|----------------------|----------------------|--------------|--------------|--------------|---------|----|
| Field Times |                                       | 1:36.35<br>(0:13.78) | 1:22.57<br>(0:11.49) | 1:11.08<br>(0:11.97) | 0:59.11<br>(0:12.08)   | 0:47.03<br>(0:11.81) | 0:35.22<br>(0:11.26) | 0:23.96<br>(0:11.57) | 0:35.22      |              |              |         |    |
| Rank        | TAB Horse/Jockey                      | Barrier              | Top Speed [km/h]     | Fastest Section      | Distance Travelled [m] |                      |                      |                      |              |              |              |         |    |
| 11          | 17 <b>KALKANLI</b><br>Justin Huxtable | 8                    | 63.4                 | 0:11.61              | 1:37.65 [11]           | 1:23.43 [7]          | 1:11.82 [7]          | 0:59.49 [8]          | 0:47.42 [8]  | 0:35.51 [9]  | 0:23.85 [10] | 0:35.51 | +4 |
|             |                                       |                      | Overall              | 1400m                | (0:14.22)              | (0:11.61)            | (0:12.33)            | (0:12.07)            | (0:11.91)    | (0:11.66)    | (0:11.65)    |         |    |
| 12          | 19 <b>LIP SMACKER</b><br>Angela Jones | 3                    | 64.5                 | 0:11.44              | 1:37.92 [12]           | 1:23.85 [5]          | 1:12.40 [4]          | 1:00.21 [4]          | 0:48.26 [4]  | 0:36.45 [4]  | 0:25.01 [4]  | 0:36.45 | +1 |
|             |                                       |                      | 1400m                | 600m                 | (0:14.07)              | (0:11.45)            | (0:12.19)            | (0:11.95)            | (0:11.81)    | (0:11.44)    | (0:11.83)    |         |    |
| 13          | 1 <b>DISCOVER</b><br>Elione Chaves    | 6                    | 63.6                 | 0:11.62              | 1:38.65 [13]           | 1:23.87 [12]         | 1:12.18 [14]         | 0:59.96 [14]         | 0:47.94 [14] | 0:36.18 [13] | 0:24.56 [11] | 0:36.18 | +0 |
|             |                                       |                      | 1400m                | 600m                 | (0:14.78)              | (0:11.69)            | (0:12.22)            | (0:12.02)            | (0:11.76)    | (0:11.62)    | (0:11.77)    |         |    |
| 14          | 20 <b>ZALATORIS</b><br>Jason Taylor   | 14                   | 63.6                 | 0:11.55              | 1:39.48 [14]           | 1:24.65 [14]         | 1:13.10 [13]         | 1:00.90 [12]         | 0:49.03 [11] | 0:37.12 [11] | 0:25.29 [13] | 0:37.12 | +1 |
|             |                                       |                      | Overall              | 1400m                | (0:14.83)              | (0:11.55)            | (0:12.20)            | (0:11.87)            | (0:11.91)    | (0:11.83)    | (0:12.06)    |         |    |
| 15          | 18 <b>WOD</b><br>Micheal Hellyer      | 9                    | 63.3                 | 0:11.64              | 1:39.88 [15]           | 1:25.07 [13]         | 1:13.34 [15]         | 1:00.97 [15]         | 0:48.84 [15] | 0:37.10 [15] | 0:25.46 [15] | 0:37.10 | +0 |
|             |                                       |                      | 800m                 | 600m                 | (0:14.81)              | (0:11.73)            | (0:12.37)            | (0:12.13)            | (0:11.74)    | (0:11.64)    | (0:12.00)    |         |    |

Scratched: Want To Be Proud (#6), Hang Out (#7), Vanguard Legend (#9), Kilna (#2), Rothsphene (#3), Hurricane Rosie (#15)

[ ] Ranking at each section and finish  
 -:-:-:- No data available at this section  
 NA No data available

SCN Saddle cloth number  
 DNF Did not finish  
 DNT Did not track



# Eagle Farm QLD Professional

## Race 2: GIRLS DAY OUT 1 MARCH Maiden Plate - 1600m

08 January 2025 - 14:50



BRISBANE  
RACING CLUB

Track Rating: Good 4, Weather: Fine, Rail Position: +9m Entire

| Section     |     |                                            |         | 200m                 |                 |                           |         | Last 600m |                        |
|-------------|-----|--------------------------------------------|---------|----------------------|-----------------|---------------------------|---------|-----------|------------------------|
| Field Times |     |                                            |         | 0:12.39<br>(0:12.39) |                 |                           |         | 0:35.22   |                        |
| Rank        | TAB | Horse/Jockey                               | Barrier | Top Speed [km/h]     | Fastest Section | Margin                    |         |           | Distance Travelled [m] |
| 1           | 11  | <b>STRIKE THE HEART</b><br>Mark Du Plessis | 11      | 64.6<br>400m         | 0:11.34<br>400m | 0:12.22 [2]<br>(0:12.22)  | 1:36.35 |           | 0:34.98                |
| 2           | 12  | <b>AVIOR</b><br>Bailey Wheeler             | 12      | 65.4<br>1400m        | 0:11.26<br>600m | 0:12.62 [1]<br>(0:12.62)  | 1.36L   |           | 0:35.45 -2             |
| 3           | 5   | <b>VIKING BLOOD</b><br>Boris Thornton      | 1       | 65.9<br>400m         | 0:11.14<br>400m | 0:12.31 [4]<br>(0:12.31)  | 1.96L   |           | 0:34.72 -1             |
| 4           | 4   | <b>SILVIO DANTE</b><br>Michael Rodd        | 2       | 64.6<br>400m         | 0:11.42<br>600m | 0:12.55 [5]<br>(0:12.55)  | 3.69L   |           | 0:35.45 -2             |
| 5           | 16  | <b>DESERT ANGEL</b><br>Dylan Turner        | 13      | 65.3<br>Overall      | 0:11.41<br>600m | 0:12.93 [3]<br>(0:12.93)  | 5.36L   |           | 0:36.00 +2             |
| 6           | 8   | <b>IONACELTIC</b><br>Andrew Mallyon        | 5       | 64.3<br>600m         | 0:11.39<br>600m | 0:12.65 [6]<br>(0:12.65)  | 5.56L   |           | 0:35.74 +3             |
| 7           | 21  | <b>BARGARA BOUND</b><br>Robbie Dolan       | 7       | 64.7<br>Overall      | 0:11.46<br>600m | 0:12.54 [8]<br>(0:12.54)  | 6.14L   |           | 0:35.56 +1             |
| 8           | 13  | <b>CHONKY DIVA</b><br>Ron Stewart          | 4       | 64.1<br>600m         | 0:11.40<br>600m | 0:12.35 [9]<br>(0:12.35)  | 7.02L   |           | 0:35.39 +0             |
| 9           | 10  | <b>NAVILLUS HELLFIRE</b><br>Luke Tarrant   | 15      | 65.6<br>400m         | 0:11.22<br>400m | 0:12.12 [11]<br>(0:12.12) | 7.25L   |           | 0:34.92 +7             |
| 10          | 14  | <b>CRIMSON SPIRIT</b><br>Anthony Allen     | 10      | 63.9<br>1400m        | 0:11.44<br>400m | 0:12.01 [12]<br>(0:12.01) | 7.26L   |           | 0:35.21 +5             |

Scratched: Want To Be Proud (#6), Hang Out (#7), Vanguard Legend (#9), Kilna (#2), Rothsphene (#3), Hurricane Rosie (#15)

[ ] Ranking at each section and finish  
 -:-:- No data available at this section  
 NA No data available

SCN Saddle cloth number  
 DNF Did not finish  
 DNT Did not track



# Eagle Farm QLD Professional

## Race 2: GIRLS DAY OUT 1 MARCH Maiden Plate - 1600m

08 January 2025 - 14:50



BRISBANE  
RACING CLUB

Track Rating: Good 4, Weather: Fine, Rail Position: +9m Entire

| Section     |                                       |         |                  | 200m                        |                           |        |  | Last 600m |                        |
|-------------|---------------------------------------|---------|------------------|-----------------------------|---------------------------|--------|--|-----------|------------------------|
| Field Times |                                       |         |                  | 0:12.39<br>(0:12.39)        |                           |        |  | 0:35.22   |                        |
| Rank        | TAB Horse/Jockey                      | Barrier | Top Speed [km/h] | Fastest Section             | Margin                    |        |  |           | Distance Travelled [m] |
| 11          | 17 <b>KALKANLI</b><br>Justin Huxtable | 8       | 63.4             | 0:11.61<br>Overall<br>1400m | 0:12.20 [10]<br>(0:12.20) | 7.63L  |  | 0:35.51   | +4                     |
| 12          | 19 <b>LIP SMACKER</b><br>Angela Jones | 3       | 64.5             | 1400m<br>600m               | 0:11.44<br>(0:13.18)      | 9.25L  |  | 0:36.45   | +1                     |
| 13          | 1 <b>DISCOVER</b><br>Elione Chaves    | 6       | 63.6             | 1400m<br>600m               | 0:11.62<br>(0:12.79)      | 13.55L |  | 0:36.18   | +0                     |
| 14          | 20 <b>ZALATORIS</b><br>Jason Taylor   | 14      | 63.6             | Overall<br>1400m            | 0:11.55<br>(0:13.23)      | 18.4L  |  | 0:37.12   | +1                     |
| 15          | 18 <b>WOD</b><br>Micheal Hellyer      | 9       | 63.3             | 800m<br>600m                | 0:11.64<br>(0:13.46)      | 20.74L |  | 0:37.10   | +0                     |

Scratched: Want To Be Proud (#6), Hang Out (#7), Vanguard Legend (#9), Kilna (#2), Rothsphene (#3), Hurricane Rosie (#15)



|                                |                  |
|--------------------------------|------------------|
| Horse/Jockey Name              | Strike The Heart |
| Final Rank                     | 1                |
| Fastest Section Time (Section) | 0:11.34 (400m)   |
| Top Speed [km/h] (Section)     | 64.6 (400m)      |
| Race State                     | Finished         |



### Eagle Farm QLD Professional

Race 2: GIRLS DAY OUT 1 MARCH Maiden Plate - 1600m

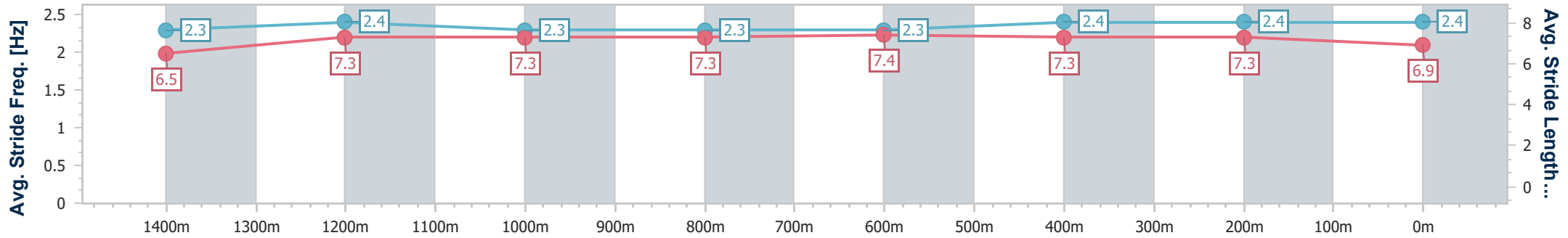
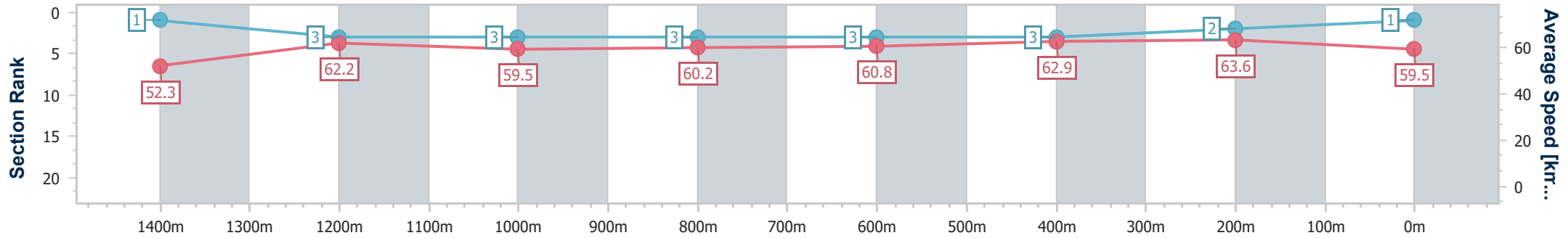
08 January 2025 - 14:50

Track Rating: Good 4, Weather: Fine, Rail Position: +9m Entire



BRISBANE RACING CLUB

| Section                | Overall                  | 1400m                    | 1200m                    | 1000m                    | 800m                     | 600m                     | 400m                     | 200m                     |
|------------------------|--------------------------|--------------------------|--------------------------|--------------------------|--------------------------|--------------------------|--------------------------|--------------------------|
| Section Times          | 1:36.35 [1]<br>(0:13.78) | 1:22.57 [1]<br>(0:11.62) | 1:10.95 [3]<br>(0:12.14) | 0:58.81 [3]<br>(0:11.94) | 0:46.87 [3]<br>(0:11.89) | 0:34.98 [3]<br>(0:11.42) | 0:23.56 [3]<br>(0:11.34) | 0:12.22 [2]<br>(0:12.22) |
| Average Speed [km/h]   | 52.3                     | 62.2                     | 59.5                     | 60.2                     | 60.8                     | 62.9                     | 63.6                     | 59.5                     |
| Top Speed [km/h]       | 64.2                     | 63.5                     | 60.4                     | 61.7                     | 61.6                     | 64.3                     | 64.6                     | 63.0                     |
| Avg. Dist. to Rail [m] | 5.4                      | 1.0                      | 1.1                      | 0.5                      | 0.3                      | 0.3                      | 0.7                      | 0.5                      |
| Avg. Stride Freq. [Hz] | 2.3                      | 2.4                      | 2.3                      | 2.3                      | 2.3                      | 2.4                      | 2.4                      | 2.4                      |
| Avg. Stride Length [m] | 6.5                      | 7.3                      | 7.3                      | 7.3                      | 7.4                      | 7.3                      | 7.3                      | 6.9                      |



- [ ] Ranking at each section and finish
- .-.- No data available at this section
- NA No data available





|                                |                |
|--------------------------------|----------------|
| Horse/Jockey Name              | Avior          |
| Final Rank                     | 2              |
| Fastest Section Time (Section) | 0:11.26 (600m) |
| Top Speed [km/h] (Section)     | 65.4 (1400m)   |
| Race State                     | Finished       |



Eagle Farm QLD Professional

Race 2: GIRLS DAY OUT 1 MARCH Maiden Plate - 1600m

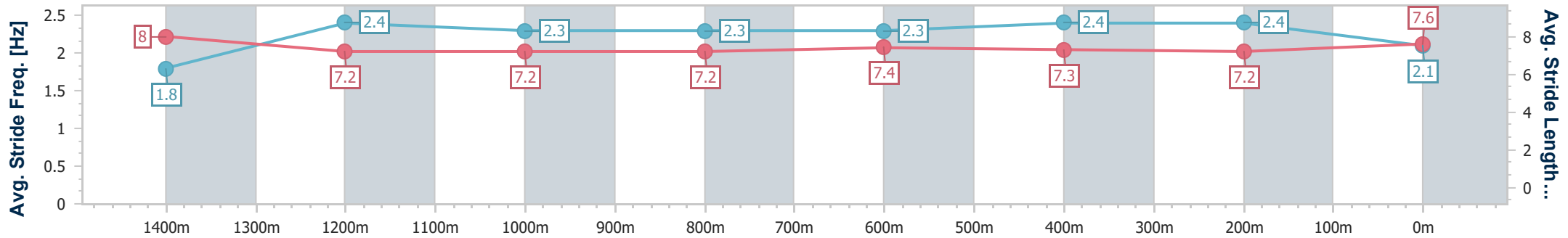
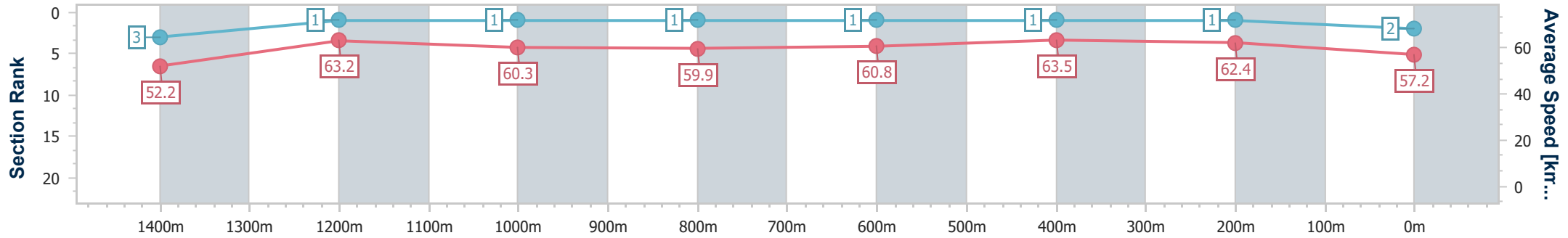
08 January 2025 - 14:50

Track Rating: Good 4, Weather: Fine, Rail Position: +9m Entire



BRISBANE RACING CLUB

| Section                | Overall                  | 1400m                    | 1200m                    | 1000m                    | 800m                     | 600m                     | 400m                     | 200m                     |
|------------------------|--------------------------|--------------------------|--------------------------|--------------------------|--------------------------|--------------------------|--------------------------|--------------------------|
| Section Times          | 1:36.58 [2]<br>(0:13.89) | 1:22.69 [3]<br>(0:11.38) | 1:11.31 [1]<br>(0:11.97) | 0:59.34 [1]<br>(0:12.08) | 0:47.26 [1]<br>(0:11.81) | 0:35.45 [1]<br>(0:11.26) | 0:24.19 [1]<br>(0:11.57) | 0:12.62 [1]<br>(0:12.62) |
| Average Speed [km/h]   | 52.2                     | 63.2                     | 60.3                     | 59.9                     | 60.8                     | 63.5                     | 62.4                     | 57.2                     |
| Top Speed [km/h]       | 63.8                     | 65.4                     | 61.6                     | 61.2                     | 61.9                     | 64.8                     | 63.8                     | 60.2                     |
| Avg. Dist. to Rail [m] | 7.7                      | 2.2                      | 1.5                      | 0.7                      | 0.3                      | 1.1                      | 0.4                      | 0.4                      |
| Avg. Stride Freq. [Hz] | 1.8                      | 2.4                      | 2.3                      | 2.3                      | 2.3                      | 2.4                      | 2.4                      | 2.1                      |
| Avg. Stride Length [m] | 8.0                      | 7.2                      | 7.2                      | 7.2                      | 7.4                      | 7.3                      | 7.2                      | 7.6                      |



- [ ] Ranking at each section and finish
- .-.- No data available at this section
- NA No data available



|                                |                |
|--------------------------------|----------------|
| Horse/Jockey Name              | Viking Blood   |
| Final Rank                     | 3              |
| Fastest Section Time (Section) | 0:11.14 (400m) |
| Top Speed [km/h] (Section)     | 65.9 (400m)    |
| Race State                     | Finished       |



### Eagle Farm QLD Professional

Race 2: GIRLS DAY OUT 1 MARCH Maiden Plate - 1600m

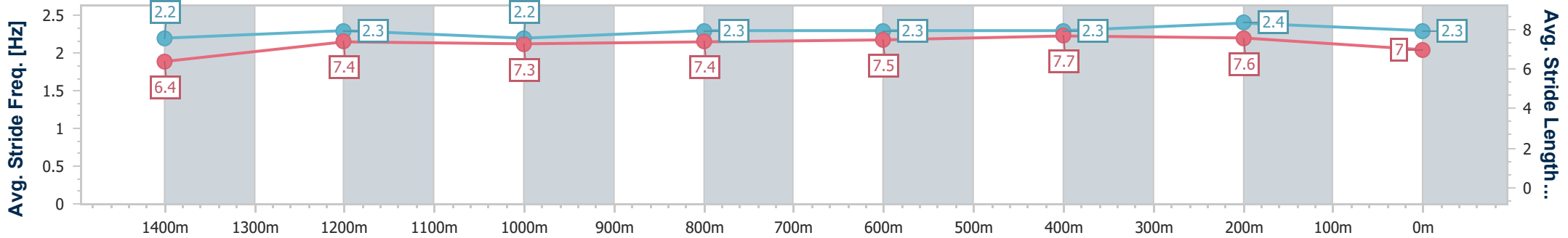
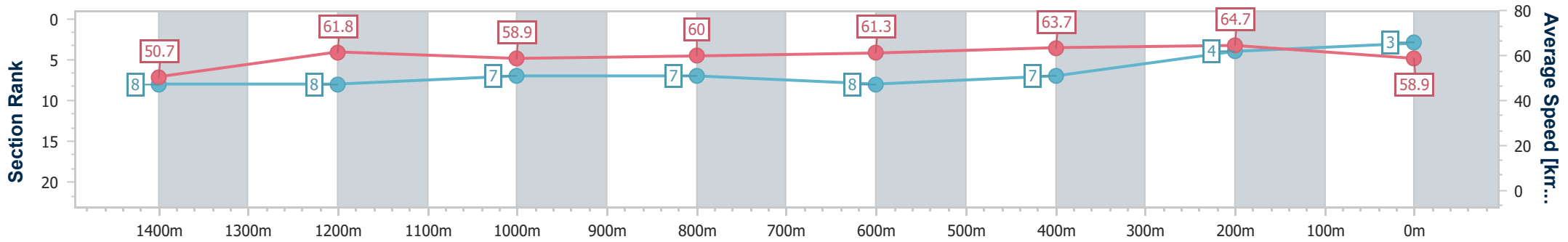
08 January 2025 - 14:50

Track Rating: Good 4, Weather: Fine, Rail Position: +9m Entire



BRISBANE RACING CLUB

| Section                | Overall                  | 1400m                    | 1200m                    | 1000m                    | 800m                     | 600m                     | 400m                     | 200m                     |
|------------------------|--------------------------|--------------------------|--------------------------|--------------------------|--------------------------|--------------------------|--------------------------|--------------------------|
| Section Times          | 1:36.68 [3]<br>(0:14.24) | 1:22.44 [8]<br>(0:11.64) | 1:10.80 [8]<br>(0:12.27) | 0:58.53 [7]<br>(0:12.03) | 0:46.50 [7]<br>(0:11.78) | 0:34.72 [8]<br>(0:11.27) | 0:23.45 [7]<br>(0:11.14) | 0:12.31 [4]<br>(0:12.31) |
| Average Speed [km/h]   | 50.7                     | 61.8                     | 58.9                     | 60.0                     | 61.3                     | 63.7                     | 64.7                     | 58.9                     |
| Top Speed [km/h]       | 62.5                     | 64.0                     | 60.6                     | 62.0                     | 62.1                     | 65.8                     | 65.9                     | 63.4                     |
| Avg. Dist. to Rail [m] | 1.3                      | 1.1                      | 1.8                      | 1.0                      | 0.6                      | 0.9                      | 1.7                      | 1.7                      |
| Avg. Stride Freq. [Hz] | 2.2                      | 2.3                      | 2.2                      | 2.3                      | 2.3                      | 2.3                      | 2.4                      | 2.3                      |
| Avg. Stride Length [m] | 6.4                      | 7.4                      | 7.3                      | 7.4                      | 7.5                      | 7.7                      | 7.6                      | 7.0                      |



- [ ] Ranking at each section and finish
- .-.- No data available at this section
- NA No data available



|                                |                |
|--------------------------------|----------------|
| Horse/Jockey Name              | Silvio Dante   |
| Final Rank                     | 4              |
| Fastest Section Time (Section) | 0:11.42 (600m) |
| Top Speed [km/h] (Section)     | 64.6 (400m)    |
| Race State                     | Finished       |



### Eagle Farm QLD Professional

Race 2: GIRLS DAY OUT 1 MARCH Maiden Plate - 1600m

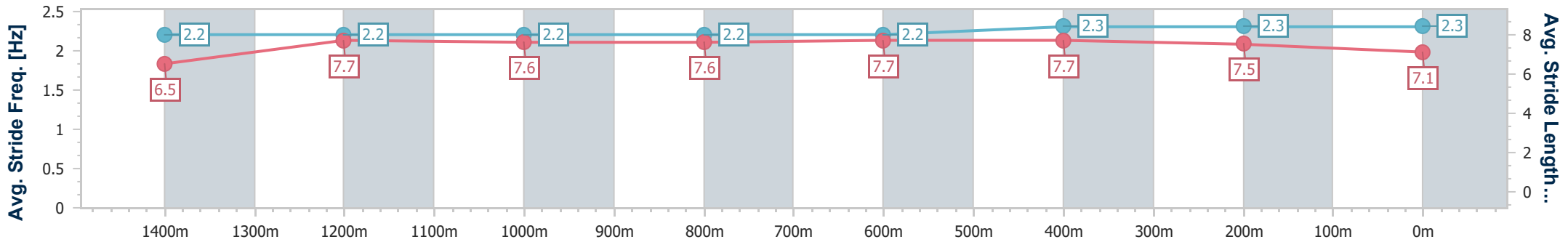
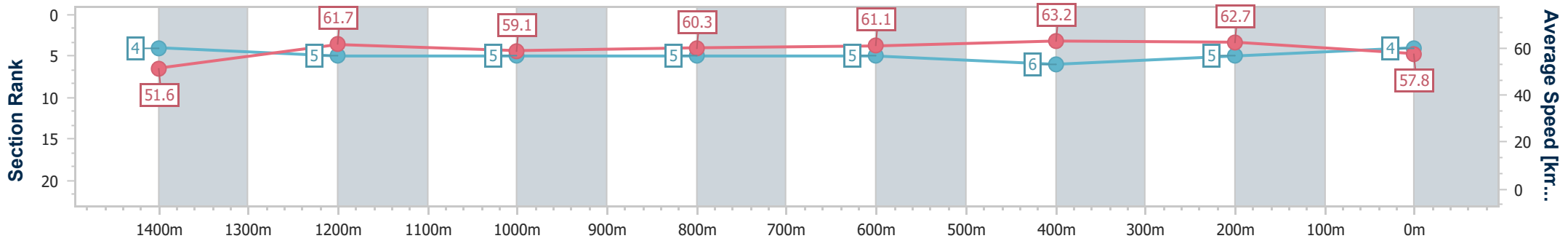
08 January 2025 - 14:50

Track Rating: Good 4, Weather: Fine, Rail Position: +9m Entire



BRISBANE RACING CLUB

| Section                | Overall                  | 1400m                    | 1200m                    | 1000m                    | 800m                     | 600m                     | 400m                     | 200m                     |
|------------------------|--------------------------|--------------------------|--------------------------|--------------------------|--------------------------|--------------------------|--------------------------|--------------------------|
| Section Times          | 1:36.98 [4]<br>(0:14.02) | 1:22.96 [4]<br>(0:11.66) | 1:11.30 [5]<br>(0:12.16) | 0:59.14 [5]<br>(0:11.92) | 0:47.22 [5]<br>(0:11.77) | 0:35.45 [5]<br>(0:11.42) | 0:24.03 [6]<br>(0:11.48) | 0:12.55 [5]<br>(0:12.55) |
| Average Speed [km/h]   | 51.6                     | 61.7                     | 59.1                     | 60.3                     | 61.1                     | 63.2                     | 62.7                     | 57.8                     |
| Top Speed [km/h]       | 63.0                     | 64.2                     | 60.8                     | 61.5                     | 62.0                     | 64.4                     | 64.6                     | 61.2                     |
| Avg. Dist. to Rail [m] | 1.8                      | 0.6                      | 0.3                      | 0.7                      | 0.5                      | 1.1                      | 2.4                      | 3.8                      |
| Avg. Stride Freq. [Hz] | 2.2                      | 2.2                      | 2.2                      | 2.2                      | 2.2                      | 2.3                      | 2.3                      | 2.3                      |
| Avg. Stride Length [m] | 6.5                      | 7.7                      | 7.6                      | 7.6                      | 7.7                      | 7.7                      | 7.5                      | 7.1                      |



- [ ] Ranking at each section and finish
- .-.- No data available at this section
- NA No data available



|                                |                |
|--------------------------------|----------------|
| Horse/Jockey Name              | Desert Angel   |
| Final Rank                     | 5              |
| Fastest Section Time (Section) | 0:11.41 (600m) |
| Top Speed [km/h] (Section)     | 65.3 (Overall) |
| Race State                     | Finished       |



### Eagle Farm QLD Professional

Race 2: GIRLS DAY OUT 1 MARCH Maiden Plate - 1600m

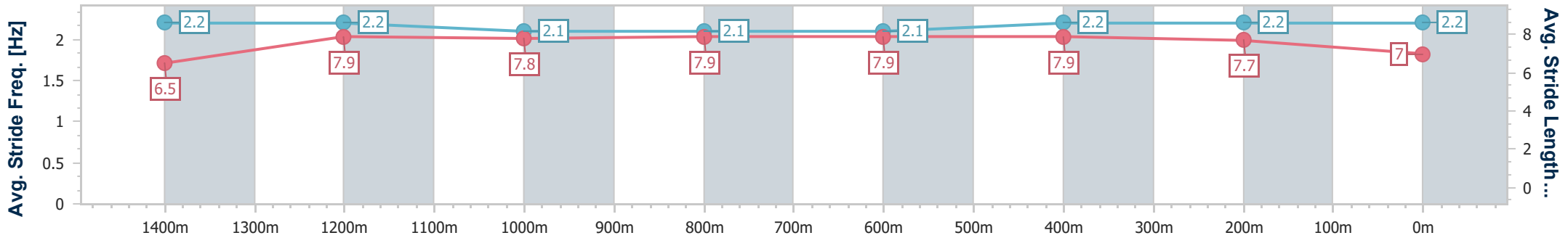
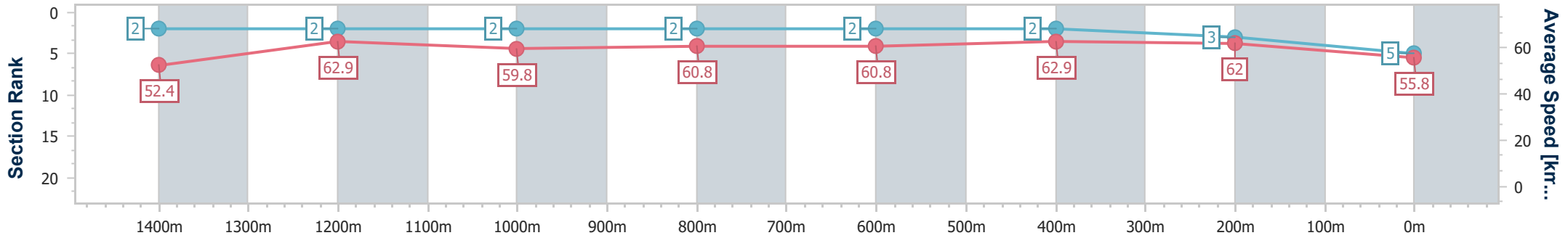
08 January 2025 - 14:50

Track Rating: Good 4, Weather: Fine, Rail Position: +9m Entire



BRISBANE RACING CLUB

| Section                | Overall                  | 1400m                    | 1200m                    | 1000m                    | 800m                     | 600m                     | 400m                     | 200m                     |
|------------------------|--------------------------|--------------------------|--------------------------|--------------------------|--------------------------|--------------------------|--------------------------|--------------------------|
| Section Times          | 1:37.26 [5]<br>(0:13.87) | 1:23.39 [2]<br>(0:11.42) | 1:11.97 [2]<br>(0:12.10) | 0:59.87 [2]<br>(0:11.97) | 0:47.90 [2]<br>(0:11.90) | 0:36.00 [2]<br>(0:11.41) | 0:24.59 [2]<br>(0:11.66) | 0:12.93 [3]<br>(0:12.93) |
| Average Speed [km/h]   | 52.4                     | 62.9                     | 59.8                     | 60.8                     | 60.8                     | 62.9                     | 62.0                     | 55.8                     |
| Top Speed [km/h]       | 65.3                     | 64.1                     | 61.7                     | 61.5                     | 61.9                     | 63.5                     | 63.1                     | 59.8                     |
| Avg. Dist. to Rail [m] | 9.1                      | 3.5                      | 2.7                      | 2.1                      | 1.4                      | 0.3                      | 1.7                      | 2.6                      |
| Avg. Stride Freq. [Hz] | 2.2                      | 2.2                      | 2.1                      | 2.1                      | 2.1                      | 2.2                      | 2.2                      | 2.2                      |
| Avg. Stride Length [m] | 6.5                      | 7.9                      | 7.8                      | 7.9                      | 7.9                      | 7.9                      | 7.7                      | 7.0                      |



- [ ] Ranking at each section and finish
- .-.- No data available at this section
- NA No data available



|                                |                |
|--------------------------------|----------------|
| Horse/Jockey Name              | Ionaceltic     |
| Final Rank                     | 6              |
| Fastest Section Time (Section) | 0:11.39 (600m) |
| Top Speed [km/h] (Section)     | 64.3 (600m)    |
| Race State                     | Finished       |



Eagle Farm QLD Professional

Race 2: GIRLS DAY OUT 1 MARCH Maiden Plate - 1600m

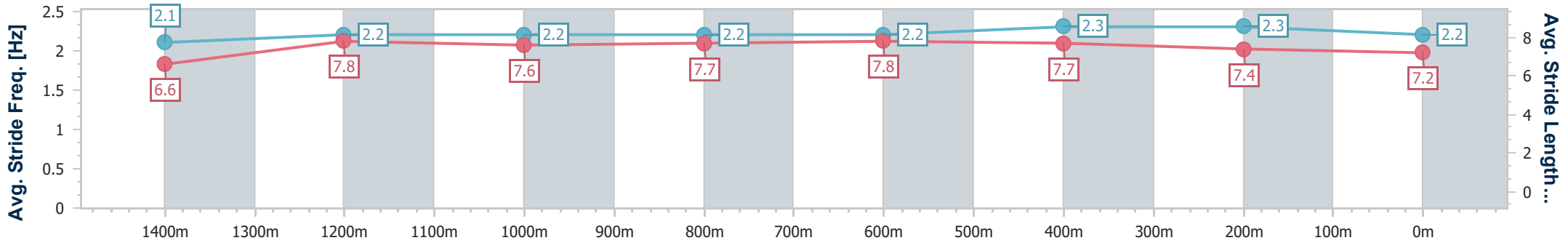
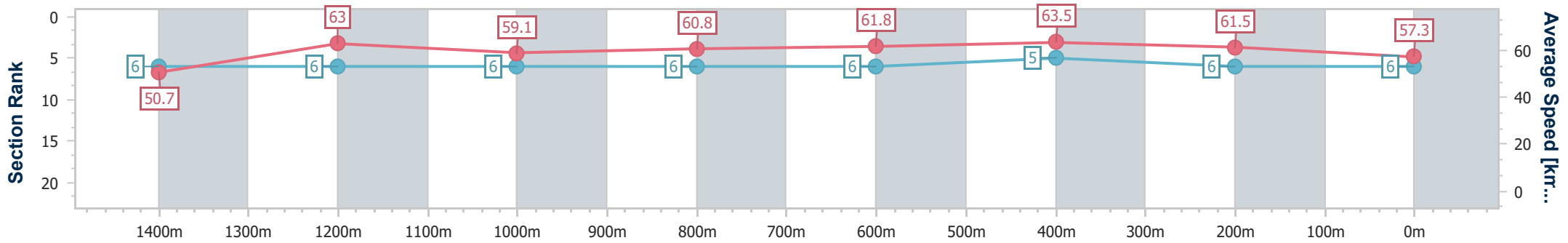
08 January 2025 - 14:50

Track Rating: Good 4, Weather: Fine, Rail Position: +9m Entire



BRISBANE RACING CLUB

| Section                | Overall                  | 1400m                    | 1200m                    | 1000m                    | 800m                     | 600m                     | 400m                     | 200m                     |
|------------------------|--------------------------|--------------------------|--------------------------|--------------------------|--------------------------|--------------------------|--------------------------|--------------------------|
| Section Times          | 1:37.29 [6]<br>(0:14.21) | 1:23.08 [6]<br>(0:11.49) | 1:11.59 [6]<br>(0:12.17) | 0:59.42 [6]<br>(0:11.94) | 0:47.48 [6]<br>(0:11.74) | 0:35.74 [6]<br>(0:11.39) | 0:24.35 [5]<br>(0:11.70) | 0:12.65 [6]<br>(0:12.65) |
| Average Speed [km/h]   | 50.7                     | 63.0                     | 59.1                     | 60.8                     | 61.8                     | 63.5                     | 61.5                     | 57.3                     |
| Top Speed [km/h]       | 63.9                     | 63.6                     | 61.3                     | 62.0                     | 61.9                     | 64.3                     | 64.0                     | 59.3                     |
| Avg. Dist. to Rail [m] | 4.2                      | 3.0                      | 3.0                      | 1.9                      | 0.9                      | 1.3                      | 4.5                      | 4.8                      |
| Avg. Stride Freq. [Hz] | 2.1                      | 2.2                      | 2.2                      | 2.2                      | 2.2                      | 2.3                      | 2.3                      | 2.2                      |
| Avg. Stride Length [m] | 6.6                      | 7.8                      | 7.6                      | 7.7                      | 7.8                      | 7.7                      | 7.4                      | 7.2                      |



- [ ] Ranking at each section and finish
- .-.- No data available at this section
- NA No data available



|                                |                |
|--------------------------------|----------------|
| Horse/Jockey Name              | Bargara Bound  |
| Final Rank                     | 7              |
| Fastest Section Time (Section) | 0:11.46 (600m) |
| Top Speed [km/h] (Section)     | 64.7 (Overall) |
| Race State                     | Finished       |



### Eagle Farm QLD Professional

Race 2: GIRLS DAY OUT 1 MARCH Maiden Plate - 1600m

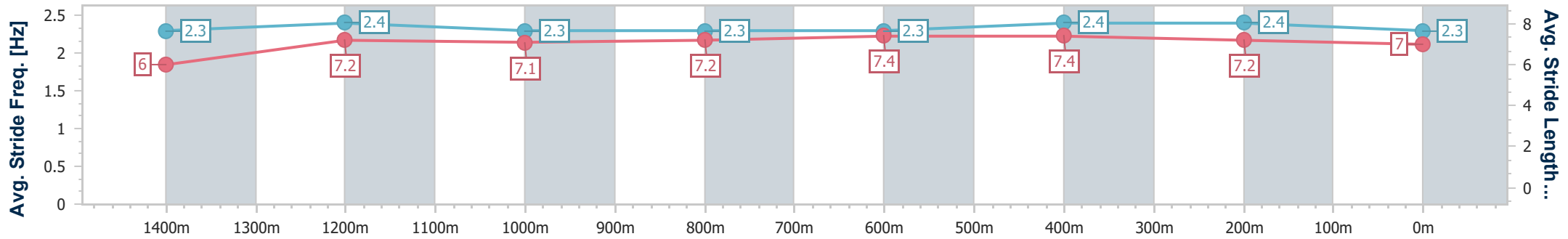
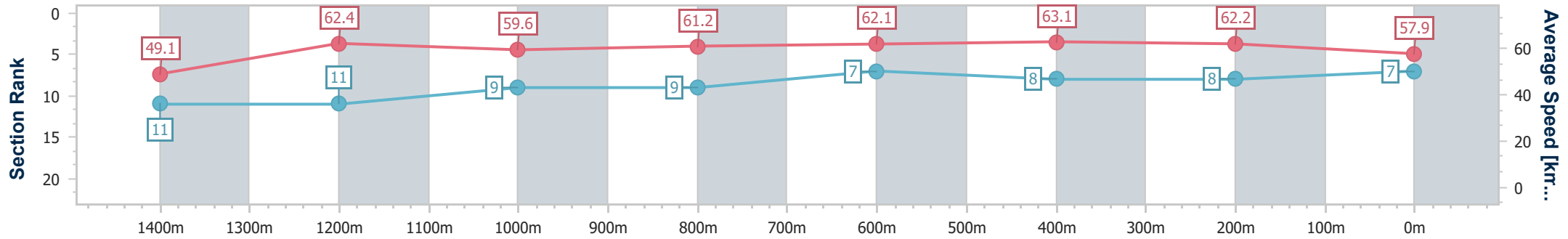
08 January 2025 - 14:50

Track Rating: Good 4, Weather: Fine, Rail Position: +9m Entire



BRISBANE RACING CLUB

| Section                | Overall                  | 1400m                     | 1200m                     | 1000m                    | 800m                     | 600m                     | 400m                     | 200m                     |
|------------------------|--------------------------|---------------------------|---------------------------|--------------------------|--------------------------|--------------------------|--------------------------|--------------------------|
| Section Times          | 1:37.39 [7]<br>(0:14.73) | 1:22.66 [11]<br>(0:11.54) | 1:11.12 [11]<br>(0:12.13) | 0:58.99 [9]<br>(0:11.83) | 0:47.16 [9]<br>(0:11.60) | 0:35.56 [7]<br>(0:11.46) | 0:24.10 [8]<br>(0:11.56) | 0:12.54 [8]<br>(0:12.54) |
| Average Speed [km/h]   | 49.1                     | 62.4                      | 59.6                      | 61.2                     | 62.1                     | 63.1                     | 62.2                     | 57.9                     |
| Top Speed [km/h]       | 64.7                     | 64.0                      | 62.1                      | 62.5                     | 63.9                     | 64.4                     | 64.3                     | 59.9                     |
| Avg. Dist. to Rail [m] | 6.3                      | 3.7                       | 3.0                       | 1.2                      | 0.4                      | 1.3                      | 2.7                      | 1.0                      |
| Avg. Stride Freq. [Hz] | 2.3                      | 2.4                       | 2.3                       | 2.3                      | 2.3                      | 2.4                      | 2.4                      | 2.3                      |
| Avg. Stride Length [m] | 6.0                      | 7.2                       | 7.1                       | 7.2                      | 7.4                      | 7.4                      | 7.2                      | 7.0                      |



- [ ] Ranking at each section and finish
- .-.- No data available at this section
- NA No data available



|                                |                |
|--------------------------------|----------------|
| Horse/Jockey Name              | Chonky Diva    |
| Final Rank                     | 8              |
| Fastest Section Time (Section) | 0:11.40 (600m) |
| Top Speed [km/h] (Section)     | 64.1 (600m)    |
| Race State                     | Finished       |



Eagle Farm QLD Professional

Race 2: GIRLS DAY OUT 1 MARCH Maiden Plate - 1600m

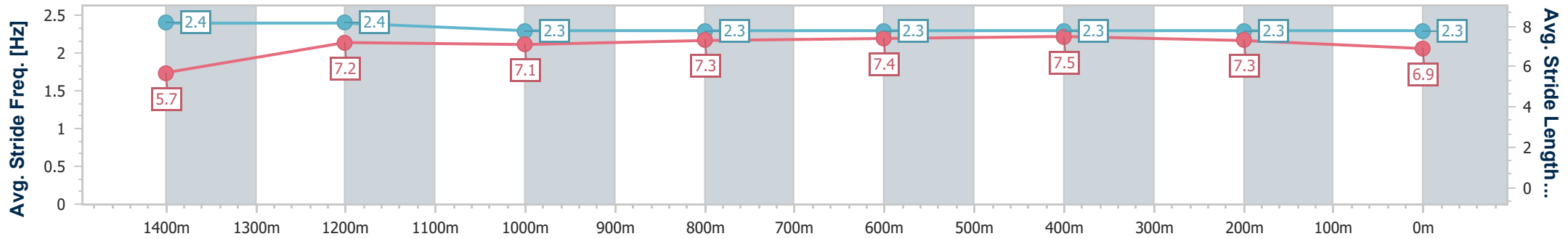
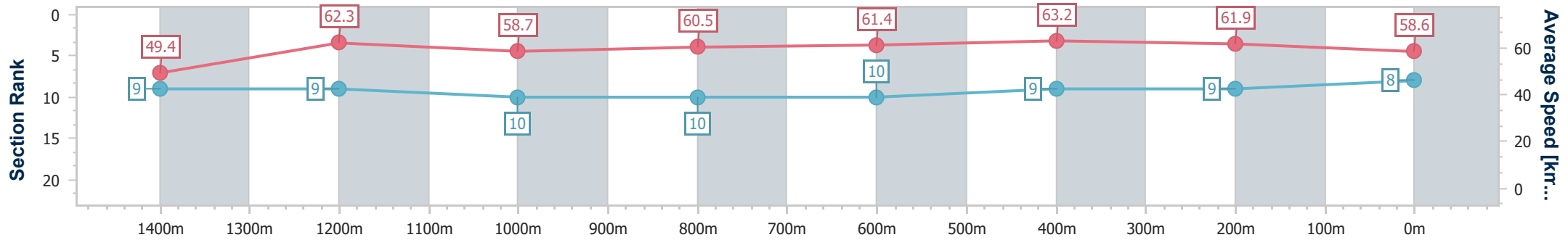
08 January 2025 - 14:50

Track Rating: Good 4, Weather: Fine, Rail Position: +9m Entire



BRISBANE RACING CLUB

| Section                | Overall                  | 1400m                    | 1200m                    | 1000m                     | 800m                      | 600m                      | 400m                     | 200m                     |
|------------------------|--------------------------|--------------------------|--------------------------|---------------------------|---------------------------|---------------------------|--------------------------|--------------------------|
| Section Times          | 1:37.54 [8]<br>(0:14.55) | 1:22.99 [9]<br>(0:11.60) | 1:11.39 [9]<br>(0:12.25) | 0:59.14 [10]<br>(0:11.96) | 0:47.18 [10]<br>(0:11.79) | 0:35.39 [10]<br>(0:11.40) | 0:23.99 [9]<br>(0:11.64) | 0:12.35 [9]<br>(0:12.35) |
| Average Speed [km/h]   | 49.4                     | 62.3                     | 58.7                     | 60.5                      | 61.4                      | 63.2                      | 61.9                     | 58.6                     |
| Top Speed [km/h]       | 63.4                     | 63.5                     | 60.1                     | 62.3                      | 62.5                      | 64.1                      | 63.5                     | 60.6                     |
| Avg. Dist. to Rail [m] | 2.7                      | 1.9                      | 1.6                      | 0.9                       | 1.3                       | 0.7                       | 1.9                      | 1.6                      |
| Avg. Stride Freq. [Hz] | 2.4                      | 2.4                      | 2.3                      | 2.3                       | 2.3                       | 2.3                       | 2.3                      | 2.3                      |
| Avg. Stride Length [m] | 5.7                      | 7.2                      | 7.1                      | 7.3                       | 7.4                       | 7.5                       | 7.3                      | 6.9                      |



- [ ] Ranking at each section and finish
- .-.- No data available at this section
- NA No data available



|                                |                   |
|--------------------------------|-------------------|
| Horse/Jockey Name              | Navillus Hellfire |
| Final Rank                     | 9                 |
| Fastest Section Time (Section) | 0:11.22 (400m)    |
| Top Speed [km/h] (Section)     | 65.6 (400m)       |
| Race State                     | Finished          |



### Eagle Farm QLD Professional

Race 2: GIRLS DAY OUT 1 MARCH Maiden Plate - 1600m

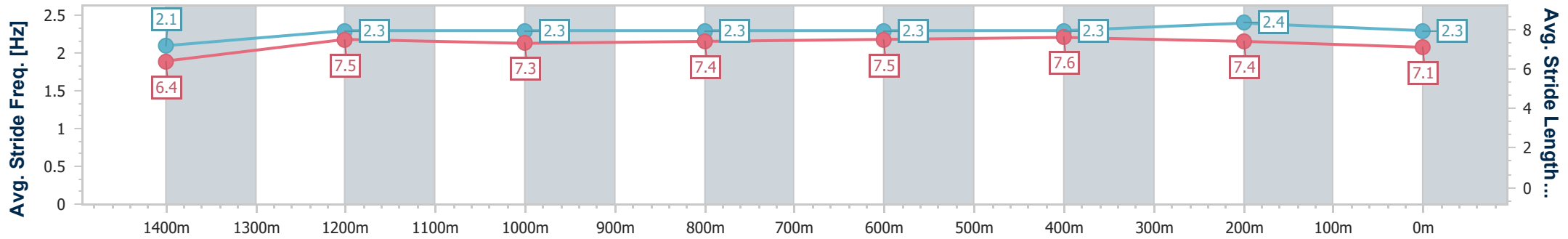
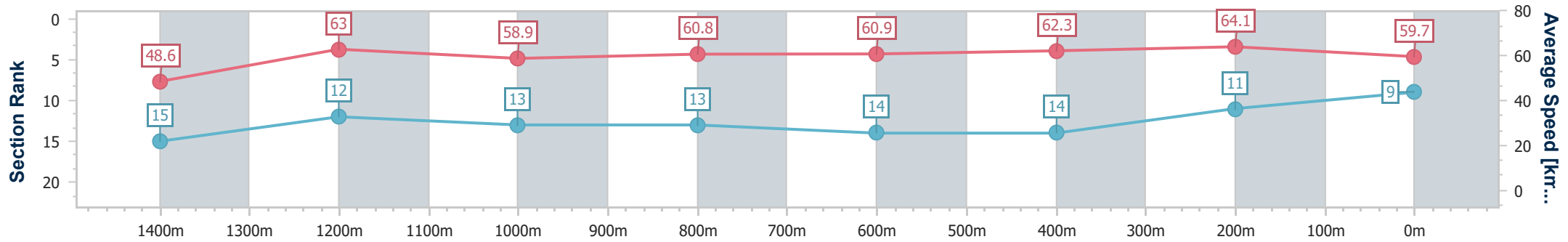
08 January 2025 - 14:50

Track Rating: Good 4, Weather: Fine, Rail Position: +9m Entire



BRISBANE RACING CLUB

| Section                | Overall                  | 1400m                     | 1200m                     | 1000m                     | 800m                      | 600m                      | 400m                      | 200m                      |
|------------------------|--------------------------|---------------------------|---------------------------|---------------------------|---------------------------|---------------------------|---------------------------|---------------------------|
| Section Times          | 1:37.58 [9]<br>(0:14.87) | 1:22.71 [15]<br>(0:11.51) | 1:11.20 [12]<br>(0:12.22) | 0:58.98 [13]<br>(0:12.10) | 0:46.88 [13]<br>(0:11.96) | 0:34.92 [14]<br>(0:11.58) | 0:23.34 [14]<br>(0:11.22) | 0:12.12 [11]<br>(0:12.12) |
| Average Speed [km/h]   | 48.6                     | 63.0                      | 58.9                      | 60.8                      | 60.9                      | 62.3                      | 64.1                      | 59.7                      |
| Top Speed [km/h]       | 61.7                     | 64.6                      | 64.7                      | 63.2                      | 62.1                      | 65.4                      | 65.6                      | 62.5                      |
| Avg. Dist. to Rail [m] | 9.7                      | 4.6                       | 4.3                       | 4.2                       | 2.6                       | 0.9                       | 4.9                       | 5.2                       |
| Avg. Stride Freq. [Hz] | 2.1                      | 2.3                       | 2.3                       | 2.3                       | 2.3                       | 2.3                       | 2.4                       | 2.3                       |
| Avg. Stride Length [m] | 6.4                      | 7.5                       | 7.3                       | 7.4                       | 7.5                       | 7.6                       | 7.4                       | 7.1                       |



- [ ] Ranking at each section and finish
- .-.- No data available at this section
- NA No data available





|                                |                |
|--------------------------------|----------------|
| Horse/Jockey Name              | Crimson Spirit |
| Final Rank                     | 10             |
| Fastest Section Time (Section) | 0:11.44 (400m) |
| Top Speed [km/h] (Section)     | 63.9 (1400m)   |
| Race State                     | Finished       |



### Eagle Farm QLD Professional

Race 2: GIRLS DAY OUT 1 MARCH Maiden Plate - 1600m

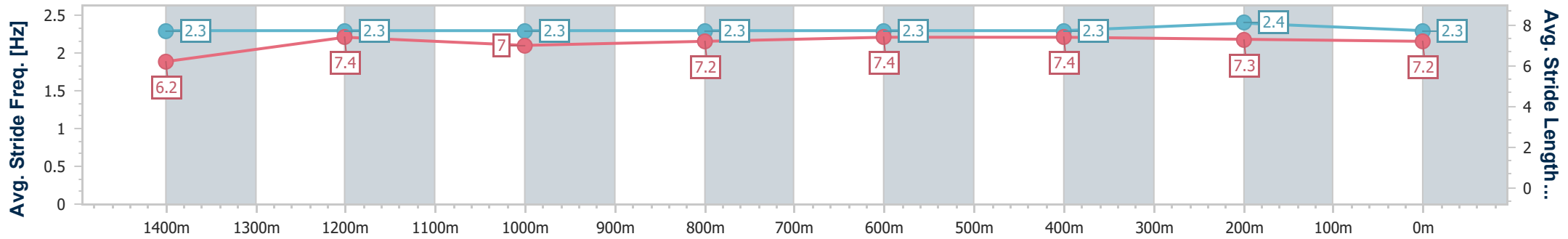
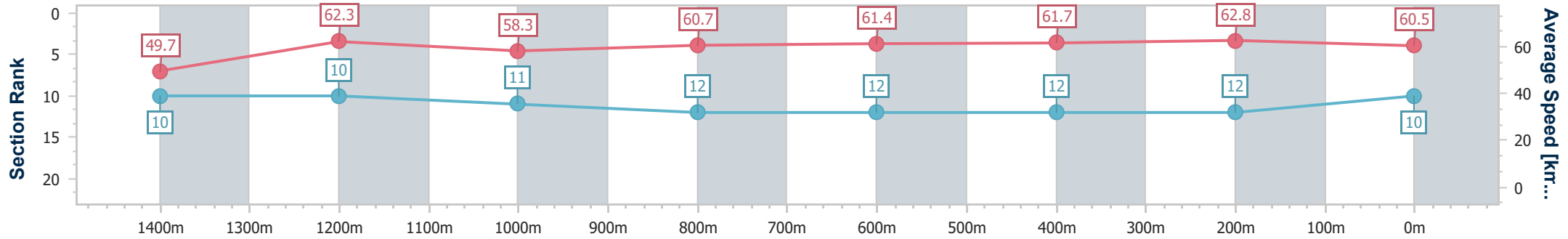
08 January 2025 - 14:50

Track Rating: Good 4, Weather: Fine, Rail Position: +9m Entire



BRISBANE RACING CLUB

| Section                | Overall                   | 1400m                     | 1200m                     | 1000m                     | 800m                      | 600m                      | 400m                      | 200m                      |
|------------------------|---------------------------|---------------------------|---------------------------|---------------------------|---------------------------|---------------------------|---------------------------|---------------------------|
| Section Times          | 1:37.58 [10]<br>(0:14.59) | 1:22.99 [10]<br>(0:11.58) | 1:11.41 [10]<br>(0:12.37) | 0:59.04 [11]<br>(0:12.02) | 0:47.02 [12]<br>(0:11.81) | 0:35.21 [12]<br>(0:11.76) | 0:23.45 [12]<br>(0:11.44) | 0:12.01 [12]<br>(0:12.01) |
| Average Speed [km/h]   | 49.7                      | 62.3                      | 58.3                      | 60.7                      | 61.4                      | 61.7                      | 62.8                      | 60.5                      |
| Top Speed [km/h]       | 62.4                      | 63.9                      | 60.6                      | 61.6                      | 63.4                      | 63.6                      | 63.9                      | 62.8                      |
| Avg. Dist. to Rail [m] | 8.2                       | 4.1                       | 3.1                       | 2.0                       | 1.6                       | 1.8                       | 5.2                       | 5.3                       |
| Avg. Stride Freq. [Hz] | 2.3                       | 2.3                       | 2.3                       | 2.3                       | 2.3                       | 2.3                       | 2.4                       | 2.3                       |
| Avg. Stride Length [m] | 6.2                       | 7.4                       | 7.0                       | 7.2                       | 7.4                       | 7.4                       | 7.3                       | 7.2                       |



- [ ] Ranking at each section and finish
- .-.- No data available at this section
- NA No data available



|                                |                 |
|--------------------------------|-----------------|
| Horse/Jockey Name              | Kalkanli        |
| Final Rank                     | 11              |
| Fastest Section Time (Section) | 0:11.61 (1400m) |
| Top Speed [km/h] (Section)     | 63.4 (Overall)  |
| Race State                     | Finished        |



### Eagle Farm QLD Professional

Race 2: GIRLS DAY OUT 1 MARCH Maiden Plate - 1600m

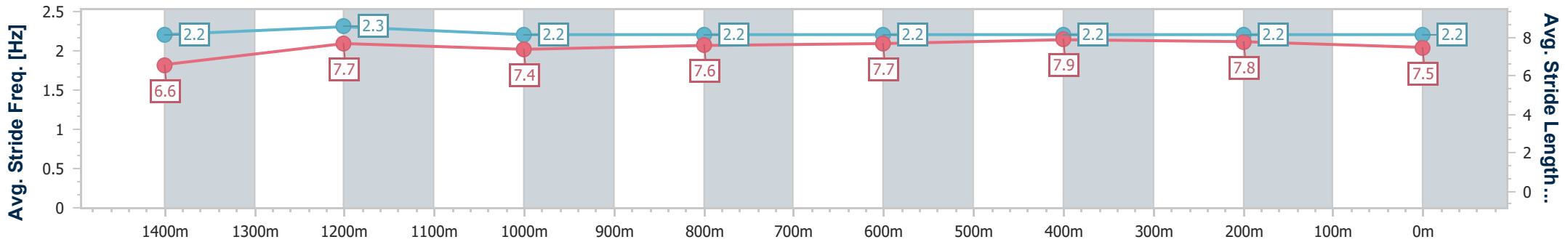
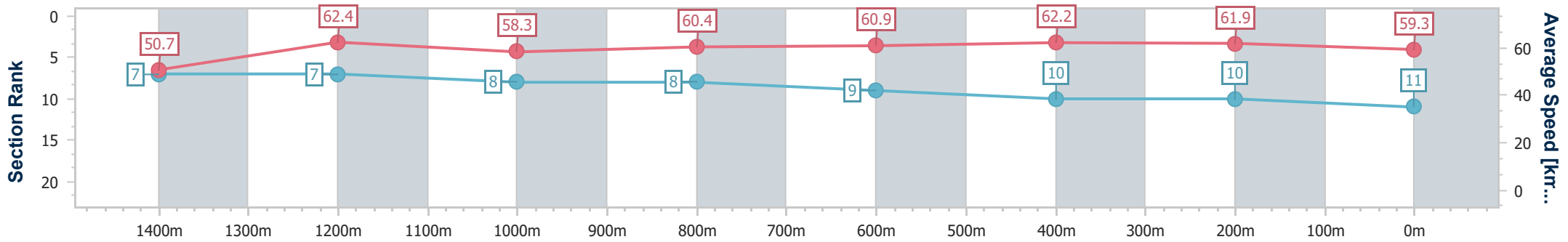
08 January 2025 - 14:50

Track Rating: Good 4, Weather: Fine, Rail Position: +9m Entire



BRISBANE RACING CLUB

| Section                | Overall                   | 1400m                    | 1200m                    | 1000m                    | 800m                     | 600m                     | 400m                      | 200m                      |
|------------------------|---------------------------|--------------------------|--------------------------|--------------------------|--------------------------|--------------------------|---------------------------|---------------------------|
| Section Times          | 1:37.65 [11]<br>(0:14.22) | 1:23.43 [7]<br>(0:11.61) | 1:11.82 [7]<br>(0:12.33) | 0:59.49 [8]<br>(0:12.07) | 0:47.42 [8]<br>(0:11.91) | 0:35.51 [9]<br>(0:11.66) | 0:23.85 [10]<br>(0:11.65) | 0:12.20 [10]<br>(0:12.20) |
| Average Speed [km/h]   | 50.7                      | 62.4                     | 58.3                     | 60.4                     | 60.9                     | 62.2                     | 61.9                      | 59.3                      |
| Top Speed [km/h]       | 63.4                      | 62.9                     | 61.1                     | 61.3                     | 61.7                     | 63.1                     | 63.1                      | 60.7                      |
| Avg. Dist. to Rail [m] | 5.7                       | 2.7                      | 2.3                      | 1.9                      | 1.7                      | 2.2                      | 2.4                       | 1.2                       |
| Avg. Stride Freq. [Hz] | 2.2                       | 2.3                      | 2.2                      | 2.2                      | 2.2                      | 2.2                      | 2.2                       | 2.2                       |
| Avg. Stride Length [m] | 6.6                       | 7.7                      | 7.4                      | 7.6                      | 7.7                      | 7.9                      | 7.8                       | 7.5                       |



- [ ] Ranking at each section and finish
- .-.- No data available at this section
- NA No data available



|                                |                |
|--------------------------------|----------------|
| Horse/Jockey Name              | Lip Smacker    |
| Final Rank                     | 12             |
| Fastest Section Time (Section) | 0:11.44 (600m) |
| Top Speed [km/h] (Section)     | 64.5 (1400m)   |
| Race State                     | Finished       |



Eagle Farm QLD Professional

Race 2: GIRLS DAY OUT 1 MARCH Maiden Plate - 1600m

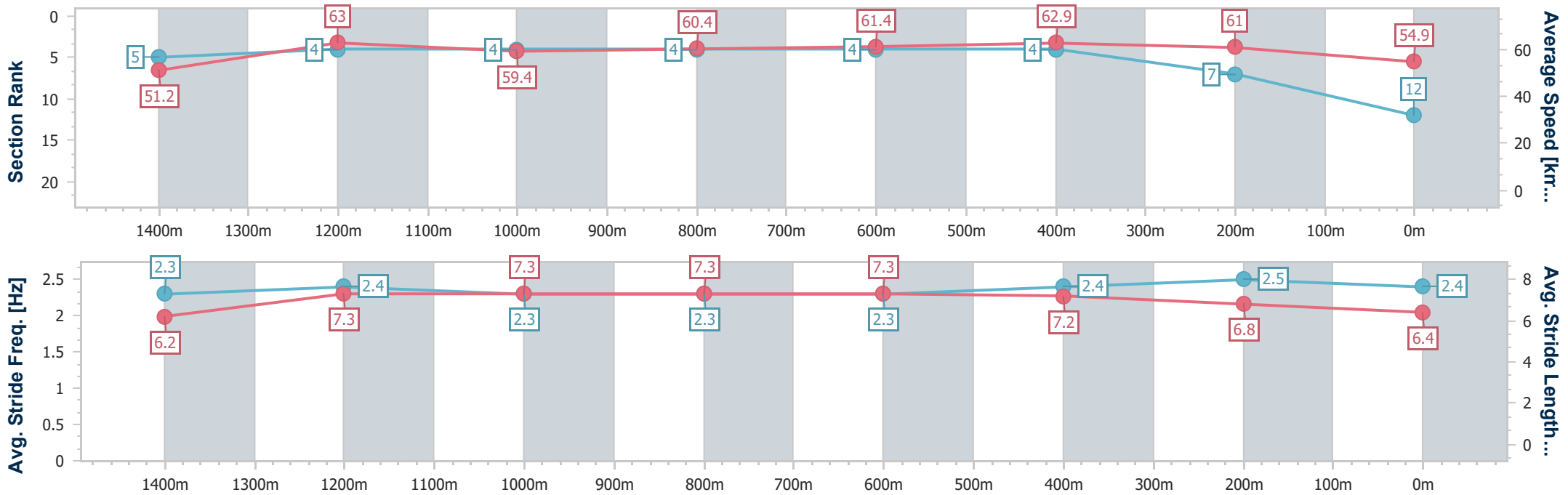
08 January 2025 - 14:50

Track Rating: Good 4, Weather: Fine, Rail Position: +9m Entire



BRISBANE RACING CLUB

| Section                | Overall                   | 1400m                    | 1200m                    | 1000m                    | 800m                     | 600m                     | 400m                     | 200m                     |
|------------------------|---------------------------|--------------------------|--------------------------|--------------------------|--------------------------|--------------------------|--------------------------|--------------------------|
| Section Times          | 1:37.92 [12]<br>(0:14.07) | 1:23.85 [5]<br>(0:11.45) | 1:12.40 [4]<br>(0:12.19) | 1:00.21 [4]<br>(0:11.95) | 0:48.26 [4]<br>(0:11.81) | 0:36.45 [4]<br>(0:11.44) | 0:25.01 [4]<br>(0:11.83) | 0:13.18 [7]<br>(0:13.18) |
| Average Speed [km/h]   | 51.2                      | 63.0                     | 59.4                     | 60.4                     | 61.4                     | 62.9                     | 61.0                     | 54.9                     |
| Top Speed [km/h]       | 64.3                      | 64.5                     | 60.0                     | 62.4                     | 62.4                     | 64.4                     | 63.5                     | 57.8                     |
| Avg. Dist. to Rail [m] | 2.5                       | 1.8                      | 2.3                      | 1.3                      | 1.0                      | 0.7                      | 3.6                      | 3.9                      |
| Avg. Stride Freq. [Hz] | 2.3                       | 2.4                      | 2.3                      | 2.3                      | 2.3                      | 2.4                      | 2.5                      | 2.4                      |
| Avg. Stride Length [m] | 6.2                       | 7.3                      | 7.3                      | 7.3                      | 7.3                      | 7.2                      | 6.8                      | 6.4                      |



- [ ] Ranking at each section and finish
- .-.- No data available at this section
- NA No data available



|                                |                |
|--------------------------------|----------------|
| Horse/Jockey Name              | Discover       |
| Final Rank                     | 13             |
| Fastest Section Time (Section) | 0:11.62 (600m) |
| Top Speed [km/h] (Section)     | 63.6 (1400m)   |
| Race State                     | Finished       |



### Eagle Farm QLD Professional

Race 2: GIRLS DAY OUT 1 MARCH Maiden Plate - 1600m

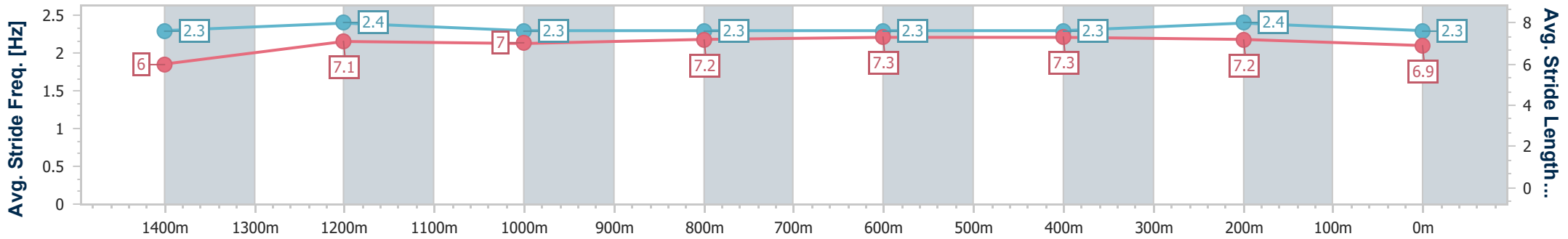
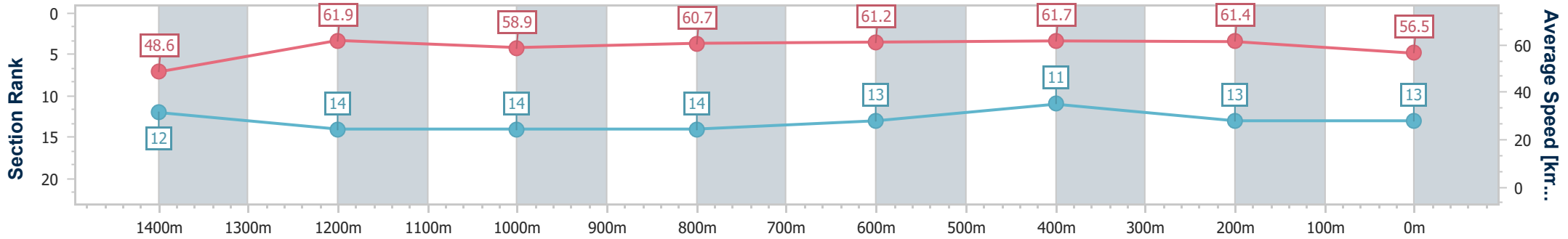
08 January 2025 - 14:50

Track Rating: Good 4, Weather: Fine, Rail Position: +9m Entire



BRISBANE RACING CLUB

| Section                | Overall                   | 1400m                     | 1200m                     | 1000m                     | 800m                      | 600m                      | 400m                      | 200m                      |
|------------------------|---------------------------|---------------------------|---------------------------|---------------------------|---------------------------|---------------------------|---------------------------|---------------------------|
| Section Times          | 1:38.65 [13]<br>(0:14.78) | 1:23.87 [12]<br>(0:11.69) | 1:12.18 [14]<br>(0:12.22) | 0:59.96 [14]<br>(0:12.02) | 0:47.94 [14]<br>(0:11.76) | 0:36.18 [13]<br>(0:11.62) | 0:24.56 [11]<br>(0:11.77) | 0:12.79 [13]<br>(0:12.79) |
| Average Speed [km/h]   | 48.6                      | 61.9                      | 58.9                      | 60.7                      | 61.2                      | 61.7                      | 61.4                      | 56.5                      |
| Top Speed [km/h]       | 62.8                      | 63.6                      | 62.9                      | 62.7                      | 61.9                      | 63.3                      | 62.7                      | 59.1                      |
| Avg. Dist. to Rail [m] | 4.5                       | 2.6                       | 2.5                       | 1.9                       | 0.7                       | 0.9                       | 1.3                       | 1.1                       |
| Avg. Stride Freq. [Hz] | 2.3                       | 2.4                       | 2.3                       | 2.3                       | 2.3                       | 2.3                       | 2.4                       | 2.3                       |
| Avg. Stride Length [m] | 6.0                       | 7.1                       | 7.0                       | 7.2                       | 7.3                       | 7.3                       | 7.2                       | 6.9                       |



- [ ] Ranking at each section and finish
- .-.- No data available at this section
- NA No data available



|                                |                 |
|--------------------------------|-----------------|
| Horse/Jockey Name              | Zalatoris       |
| Final Rank                     | 14              |
| Fastest Section Time (Section) | 0:11.55 (1400m) |
| Top Speed [km/h] (Section)     | 63.6 (Overall)  |
| Race State                     | Finished        |



Eagle Farm QLD Professional

Race 2: GIRLS DAY OUT 1 MARCH Maiden Plate - 1600m

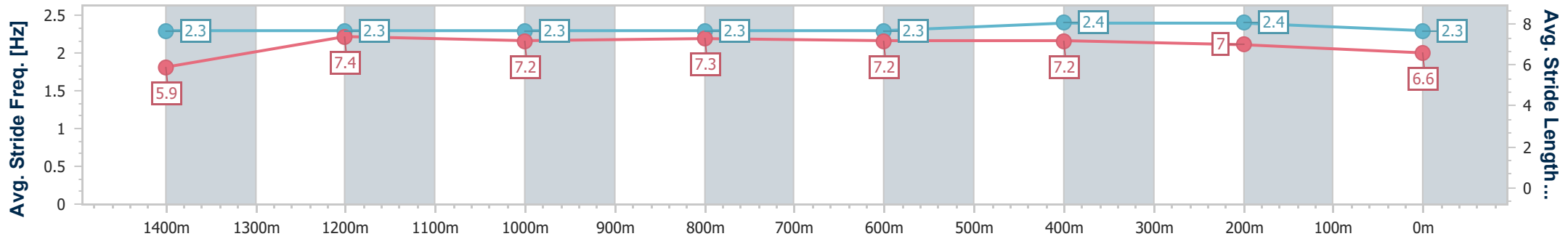
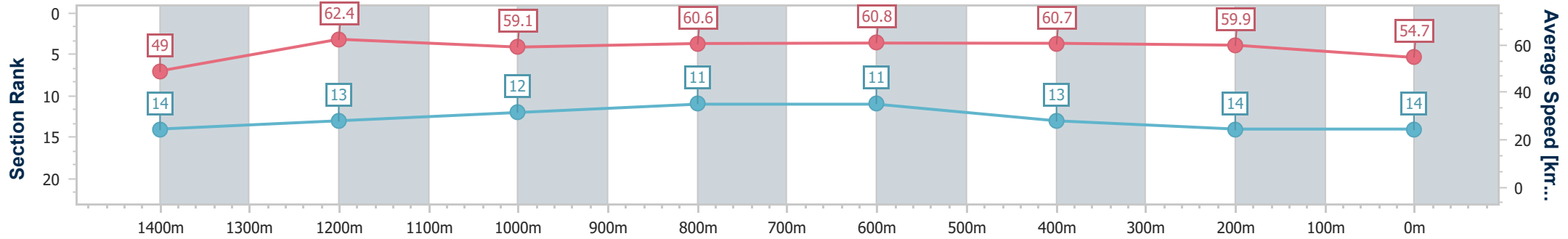
08 January 2025 - 14:50

Track Rating: Good 4, Weather: Fine, Rail Position: +9m Entire



BRISBANE RACING CLUB

| Section                | Overall                   | 1400m                     | 1200m                     | 1000m                     | 800m                      | 600m                      | 400m                      | 200m                      |
|------------------------|---------------------------|---------------------------|---------------------------|---------------------------|---------------------------|---------------------------|---------------------------|---------------------------|
| Section Times          | 1:39.48 [14]<br>(0:14.83) | 1:24.65 [14]<br>(0:11.55) | 1:13.10 [13]<br>(0:12.20) | 1:00.90 [12]<br>(0:11.87) | 0:49.03 [11]<br>(0:11.91) | 0:37.12 [11]<br>(0:11.83) | 0:25.29 [13]<br>(0:12.06) | 0:13.23 [14]<br>(0:13.23) |
| Average Speed [km/h]   | 49.0                      | 62.4                      | 59.1                      | 60.6                      | 60.8                      | 60.7                      | 59.9                      | 54.7                      |
| Top Speed [km/h]       | 63.6                      | 63.6                      | 62.2                      | 62.4                      | 62.2                      | 62.0                      | 61.2                      | 57.5                      |
| Avg. Dist. to Rail [m] | 8.3                       | 2.9                       | 2.0                       | 0.4                       | 0.5                       | 0.4                       | 2.6                       | 2.5                       |
| Avg. Stride Freq. [Hz] | 2.3                       | 2.3                       | 2.3                       | 2.3                       | 2.3                       | 2.4                       | 2.4                       | 2.3                       |
| Avg. Stride Length [m] | 5.9                       | 7.4                       | 7.2                       | 7.3                       | 7.2                       | 7.2                       | 7.0                       | 6.6                       |



- [ ] Ranking at each section and finish
- .-.- No data available at this section
- NA No data available



|                                |                |
|--------------------------------|----------------|
| Horse/Jockey Name              | Wod            |
| Final Rank                     | 15             |
| Fastest Section Time (Section) | 0:11.64 (600m) |
| Top Speed [km/h] (Section)     | 63.3 (800m)    |
| Race State                     | Finished       |



### Eagle Farm QLD Professional

Race 2: GIRLS DAY OUT 1 MARCH Maiden Plate - 1600m

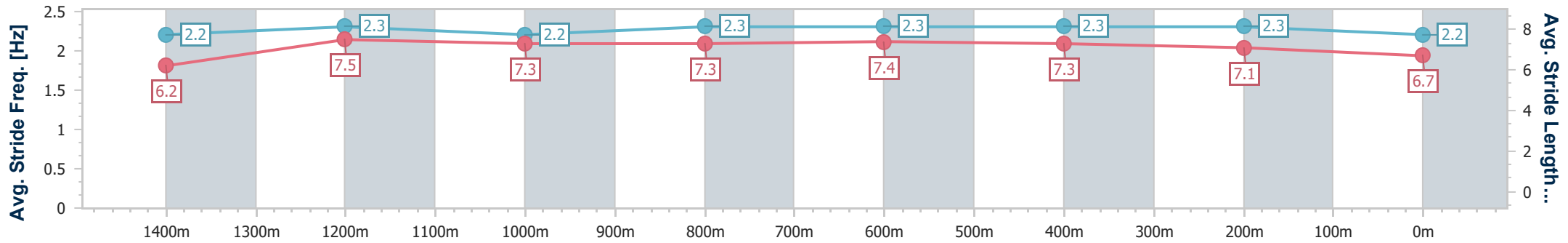
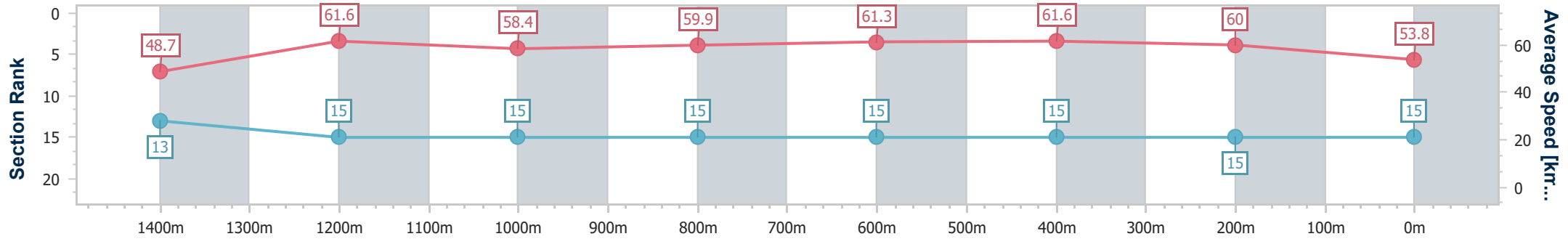
08 January 2025 - 14:50

Track Rating: Good 4, Weather: Fine, Rail Position: +9m Entire



BRISBANE RACING CLUB

| Section                | Overall                   | 1400m                     | 1200m                     | 1000m                     | 800m                      | 600m                      | 400m                      | 200m                      |
|------------------------|---------------------------|---------------------------|---------------------------|---------------------------|---------------------------|---------------------------|---------------------------|---------------------------|
| Section Times          | 1:39.88 [15]<br>(0:14.81) | 1:25.07 [13]<br>(0:11.73) | 1:13.34 [15]<br>(0:12.37) | 1:00.97 [15]<br>(0:12.13) | 0:48.84 [15]<br>(0:11.74) | 0:37.10 [15]<br>(0:11.64) | 0:25.46 [15]<br>(0:12.00) | 0:13.46 [15]<br>(0:13.46) |
| Average Speed [km/h]   | 48.7                      | 61.6                      | 58.4                      | 59.9                      | 61.3                      | 61.6                      | 60.0                      | 53.8                      |
| Top Speed [km/h]       | 61.8                      | 62.3                      | 62.4                      | 63.1                      | 63.3                      | 62.5                      | 61.8                      | 57.5                      |
| Avg. Dist. to Rail [m] | 5.5                       | 2.7                       | 2.3                       | 1.5                       | 0.6                       | 0.9                       | 0.3                       | 0.5                       |
| Avg. Stride Freq. [Hz] | 2.2                       | 2.3                       | 2.2                       | 2.3                       | 2.3                       | 2.3                       | 2.3                       | 2.2                       |
| Avg. Stride Length [m] | 6.2                       | 7.5                       | 7.3                       | 7.3                       | 7.4                       | 7.3                       | 7.1                       | 6.7                       |



- [ ] Ranking at each section and finish
- .-.- No data available at this section
- NA No data available



# Eagle Farm QLD Professional

## Race 3: SKY RACING Maiden Plate - 1200m

08 January 2025 - 15:23



BRISBANE  
RACING CLUB

Track Rating: Good 4, Weather: Fine, Rail Position: +9m Entire

| Section     |     |                                           |                      |                      |                      |                           |                           |                           |                           |                           |                           |         | Last 600m              |    |
|-------------|-----|-------------------------------------------|----------------------|----------------------|----------------------|---------------------------|---------------------------|---------------------------|---------------------------|---------------------------|---------------------------|---------|------------------------|----|
| Field Times |     | Overall                                   | 1000m                | 800m                 | 600m                 | 400m                      | 200m                      |                           |                           |                           |                           |         | 0:33.90                |    |
|             |     | 1:10.43<br>(0:13.58)                      | 0:56.85<br>(0:11.56) | 0:45.29<br>(0:11.39) | 0:33.90<br>(0:11.03) | 0:22.87<br>(0:10.89)      | 0:11.98<br>(0:11.98)      |                           |                           |                           |                           |         |                        |    |
| Rank        | TAB | Horse/Jockey                              | Barrier              | Top Speed [km/h]     | Fastest Section      |                           |                           |                           |                           |                           |                           | Margin  | Distance Travelled [m] |    |
| 1           | 5   | <b>ECCLESTONE</b><br>Emily Lang           | 11                   | 67.8<br>400m         | 0:10.89<br>400m      | 1:10.43 [1]<br>(0:13.58)  | 0:56.85 [1]<br>(0:11.56)  | 0:45.29 [1]<br>(0:11.39)  | 0:33.90 [1]<br>(0:11.03)  | 0:22.87 [1]<br>(0:10.89)  | 0:11.98 [1]<br>(0:11.98)  | 1:10.43 | 0:33.90                |    |
| 2           | 7   | <b>HEADHUNTER</b><br>Jasper Franklin      | 5                    | 66.3<br>600m         | 0:11.01<br>600m      | 1:10.79 [2]<br>(0:13.92)  | 0:56.87 [3]<br>(0:11.47)  | 0:45.40 [2]<br>(0:11.48)  | 0:33.92 [3]<br>(0:11.01)  | 0:22.91 [3]<br>(0:11.09)  | 0:11.82 [3]<br>(0:11.82)  | 2.12L   | 0:33.92                | +3 |
| 3           | 3   | <b>RHUVAAL</b><br>Justin Stanley          | 8                    | 67.8<br>400m         | 0:10.86<br>400m      | 1:11.21 [3]<br>(0:14.18)  | 0:57.03 [7]<br>(0:11.88)  | 0:45.15 [8]<br>(0:11.59)  | 0:33.56 [9]<br>(0:11.14)  | 0:22.42 [8]<br>(0:10.86)  | 0:11.56 [6]<br>(0:11.56)  | 4.6L    | 0:33.56                | +7 |
| 4           | 13  | <b>SOME STYLE</b><br>Angela Jones         | 3                    | 67.3<br>600m         | 0:11.06<br>400m      | 1:11.22 [4]<br>(0:14.08)  | 0:57.14 [4]<br>(0:11.65)  | 0:45.49 [5]<br>(0:11.59)  | 0:33.90 [5]<br>(0:11.08)  | 0:22.82 [5]<br>(0:11.06)  | 0:11.76 [5]<br>(0:11.76)  | 4.61L   | 0:33.90                | +3 |
| 5           | 1   | <b>CHEERFUL CAT</b><br>Ryan Curatolo      | 6                    | 67.4<br>Overall      | 0:11.12<br>600m      | 1:11.41 [5]<br>(0:14.22)  | 0:57.19 [8]<br>(0:11.42)  | 0:45.77 [4]<br>(0:11.41)  | 0:34.36 [4]<br>(0:11.12)  | 0:23.24 [4]<br>(0:11.22)  | 0:12.02 [4]<br>(0:12.02)  | 5.76L   | 0:34.36                | +3 |
| 6           | 8   | <b>ROCK THE SUNRISE</b><br>Boris Thornton | 9                    | 67.1<br>400m         | 0:10.83<br>400m      | 1:11.47 [6]<br>(0:14.63)  | 0:56.84 [11]<br>(0:11.88) | 0:44.96 [11]<br>(0:11.44) | 0:33.52 [11]<br>(0:11.18) | 0:22.34 [10]<br>(0:10.83) | 0:11.51 [8]<br>(0:11.51)  | 6.12L   | 0:33.52                | +2 |
| 7           | 2   | <b>IHAVESEENTHELIGHT</b><br>Vlad Duric    | 7                    | 67.3<br>600m         | 0:11.00<br>600m      | 1:11.48 [7]<br>(0:13.90)  | 0:57.58 [2]<br>(0:11.50)  | 0:46.08 [3]<br>(0:11.31)  | 0:34.77 [2]<br>(0:11.00)  | 0:23.77 [2]<br>(0:11.23)  | 0:12.54 [2]<br>(0:12.54)  | 6.14L   | 0:34.77                | +3 |
| 8           | 9   | <b>WHAT ARTISTS DO</b><br>Martin Harley   | 4                    | 66.6<br>400m         | 0:11.02<br>400m      | 1:11.72 [8]<br>(0:14.11)  | 0:57.61 [5]<br>(0:11.80)  | 0:45.81 [7]<br>(0:11.58)  | 0:34.23 [7]<br>(0:11.16)  | 0:23.07 [6]<br>(0:11.02)  | 0:12.05 [7]<br>(0:12.05)  | 7.56L   | 0:34.23                | +1 |
| 9           | 14  | <b>GOOD PHILLY</b><br>Luke Tarrant        | 10                   | 66.4<br>Overall      | 0:11.35<br>600m      | 1:11.91 [9]<br>(0:14.17)  | 0:57.74 [6]<br>(0:11.69)  | 0:46.05 [6]<br>(0:11.60)  | 0:34.45 [6]<br>(0:11.35)  | 0:23.10 [9]<br>(0:11.36)  | 0:11.74 [10]<br>(0:11.74) | 8.7L    | 0:34.45                | +9 |
| 10          | 4   | <b>ASPIRE TO WIN</b><br>Robbie Dolan      | 1                    | 65.5<br>400m         | 0:11.19<br>400m      | 1:11.94 [10]<br>(0:14.47) | 0:57.47 [10]<br>(0:11.62) | 0:45.85 [9]<br>(0:11.50)  | 0:34.35 [8]<br>(0:11.20)  | 0:23.15 [7]<br>(0:11.19)  | 0:11.96 [9]<br>(0:11.96)  | 8.89L   | 0:34.35                | +0 |

Scratched: Facundo (#6), Daisy's Pride (#10), Princess Moneybags (#11), Blue Moves (#12), Sand 'N' Power (#15)

[ ] Ranking at each section and finish  
 -:-:- No data available at this section  
 NA No data available

SCN Saddle cloth number  
 DNF Did not finish  
 DNT Did not track



**Eagle Farm QLD Professional**  
**Race 3: SKY RACING Maiden Plate - 1200m**  
**08 January 2025 - 15:23**



BRISBANE  
RACING CLUB

Track Rating: Good 4, Weather: Fine, Rail Position: +9m Entire

| Section     | Overall              | 1000m                | 800m                 | 600m                 | 400m                 | 200m                 | Last 600m |
|-------------|----------------------|----------------------|----------------------|----------------------|----------------------|----------------------|-----------|
| Field Times | 1:10.43<br>(0:13.58) | 0:56.85<br>(0:11.56) | 0:45.29<br>(0:11.39) | 0:33.90<br>(0:11.03) | 0:22.87<br>(0:10.89) | 0:11.98<br>(0:11.98) | 0:33.90   |

| Rank | TAB | Horse/Jockey    | Barrier | Top Speed [km/h] | Fastest Section | Margin | Distance Travelled [m] |
|------|-----|-----------------|---------|------------------|-----------------|--------|------------------------|
| 11   | 16  | PONTYPRIDD      | 2       | 65.1             | 0:11.39         | 24.14L | +8                     |
|      |     | Mark Du Plessis |         | 600m             | 600m            |        |                        |

Scratched: Facundo (#6), Daisy's Pride (#10), Princess Moneybags (#11), Blue Moves (#12), Sand 'N' Power (#15)

[ ] Ranking at each section and finish  
 -:-:- No data available at this section  
 NA No data available

SCN Saddle cloth number  
 DNF Did not finish  
 DNT Did not track





|                                |                |
|--------------------------------|----------------|
| Horse/Jockey Name              | Ecclestone     |
| Final Rank                     | 1              |
| Fastest Section Time (Section) | 0:10.89 (400m) |
| Top Speed [km/h] (Section)     | 67.8 (400m)    |
| Race State                     | Finished       |

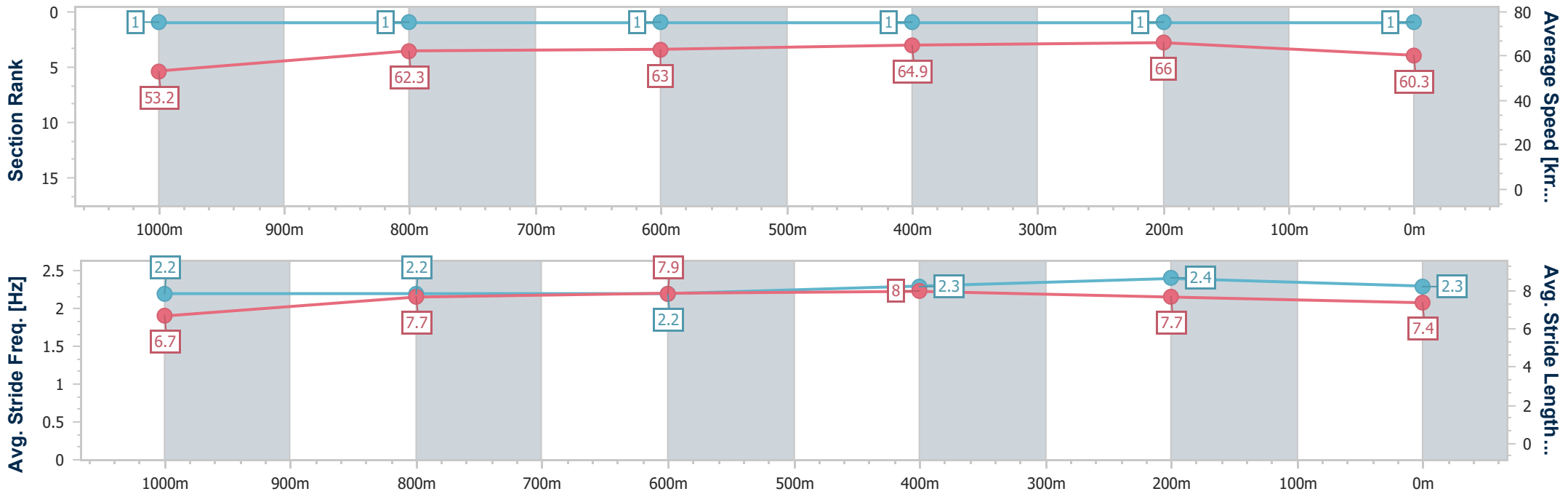


Eagle Farm QLD Professional  
 Race 3: SKY RACING Maiden Plate - 1200m  
 08 January 2025 - 15:23  
 Track Rating: Good 4, Weather: Fine, Rail Position: +9m Entire



BRISBANE  
RACING CLUB

| Section                | Overall                  | 1000m                    | 800m                     | 600m                     | 400m                     | 200m                     |
|------------------------|--------------------------|--------------------------|--------------------------|--------------------------|--------------------------|--------------------------|
| Section Times          | 1:10.43 [1]<br>(0:13.58) | 0:56.85 [1]<br>(0:11.56) | 0:45.29 [1]<br>(0:11.39) | 0:33.90 [1]<br>(0:11.03) | 0:22.87 [1]<br>(0:10.89) | 0:11.98 [1]<br>(0:11.98) |
| Average Speed [km/h]   | 53.2                     | 62.3                     | 63.0                     | 64.9                     | 66.0                     | 60.3                     |
| Top Speed [km/h]       | 65.3                     | 63.8                     | 64.0                     | 65.6                     | 67.8                     | 63.9                     |
| Avg. Dist. to Rail [m] | 6.5                      | 0.4                      | 0.8                      | 1.0                      | 0.1                      | 0.4                      |
| Avg. Stride Freq. [Hz] | 2.2                      | 2.2                      | 2.2                      | 2.3                      | 2.4                      | 2.3                      |
| Avg. Stride Length [m] | 6.7                      | 7.7                      | 7.9                      | 8.0                      | 7.7                      | 7.4                      |



- [ ] Ranking at each section and finish
- .-.- No data available at this section
- NA No data available



|                                |                |
|--------------------------------|----------------|
| Horse/Jockey Name              | Headhunter     |
| Final Rank                     | 2              |
| Fastest Section Time (Section) | 0:11.01 (600m) |
| Top Speed [km/h] (Section)     | 66.3 (600m)    |
| Race State                     | Finished       |



### Eagle Farm QLD Professional

Race 3: SKY RACING Maiden Plate - 1200m

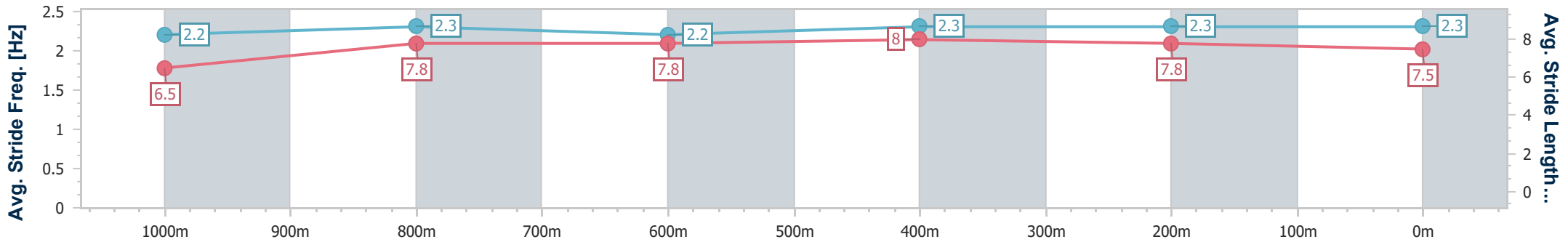
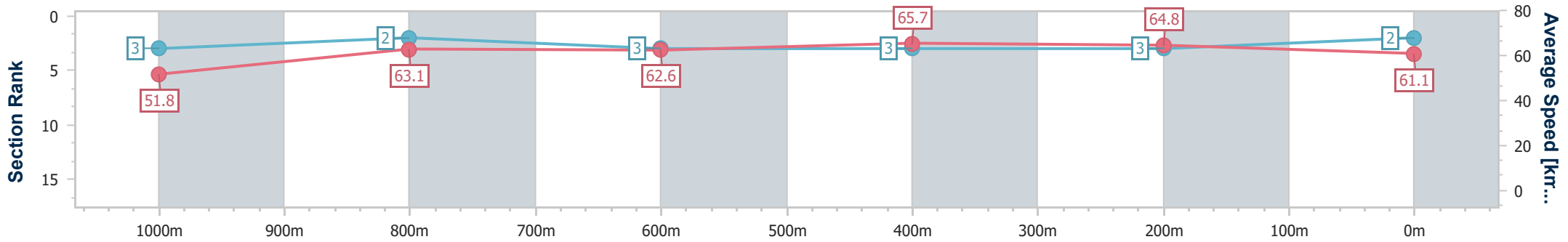
08 January 2025 - 15:23

Track Rating: Good 4, Weather: Fine, Rail Position: +9m Entire



BRISBANE RACING CLUB

| Section                | Overall                  | 1000m                    | 800m                     | 600m                     | 400m                     | 200m                     |
|------------------------|--------------------------|--------------------------|--------------------------|--------------------------|--------------------------|--------------------------|
| Section Times          | 1:10.79 [2]<br>(0:13.92) | 0:56.87 [3]<br>(0:11.47) | 0:45.40 [2]<br>(0:11.48) | 0:33.92 [3]<br>(0:11.01) | 0:22.91 [3]<br>(0:11.09) | 0:11.82 [3]<br>(0:11.82) |
| Average Speed [km/h]   | 51.8                     | 63.1                     | 62.6                     | 65.7                     | 64.8                     | 61.1                     |
| Top Speed [km/h]       | 65.2                     | 63.8                     | 64.3                     | 66.3                     | 65.9                     | 64.3                     |
| Avg. Dist. to Rail [m] | 4.5                      | 0.6                      | 0.1                      | 0.6                      | 1.4                      | 0.5                      |
| Avg. Stride Freq. [Hz] | 2.2                      | 2.3                      | 2.2                      | 2.3                      | 2.3                      | 2.3                      |
| Avg. Stride Length [m] | 6.5                      | 7.8                      | 7.8                      | 8.0                      | 7.8                      | 7.5                      |



- [ ] Ranking at each section and finish
- .-.- No data available at this section
- NA No data available



|                                |                |
|--------------------------------|----------------|
| Horse/Jockey Name              | Rhuvaal        |
| Final Rank                     | 3              |
| Fastest Section Time (Section) | 0:10.86 (400m) |
| Top Speed [km/h] (Section)     | 67.8 (400m)    |
| Race State                     | Finished       |

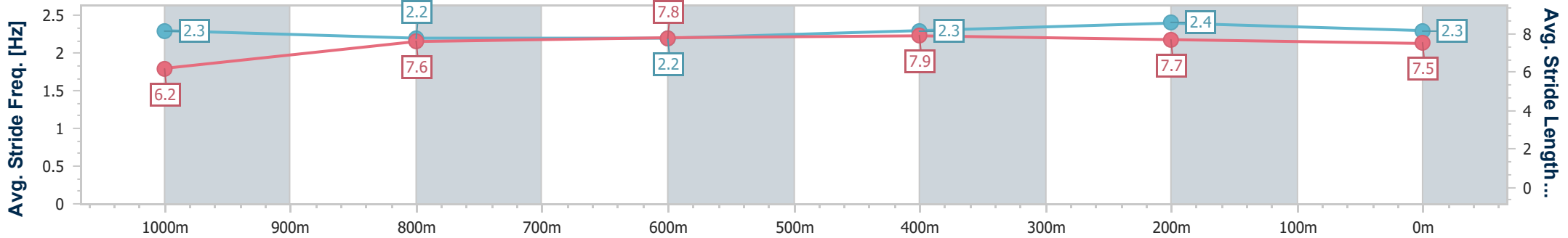
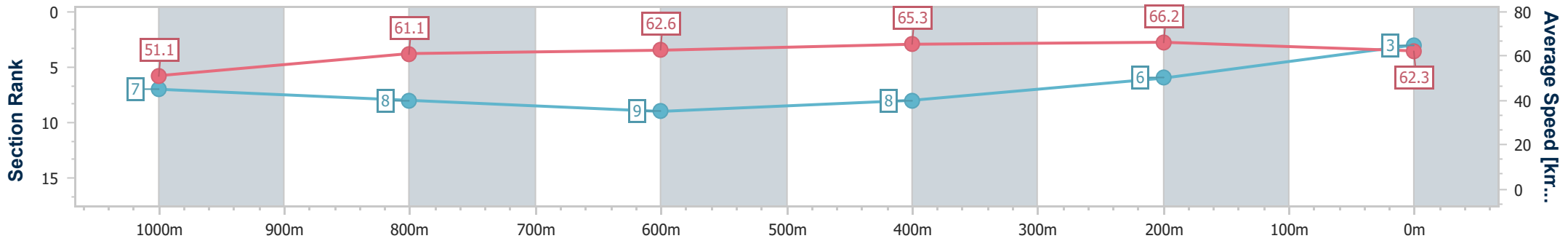


Eagle Farm QLD Professional  
 Race 3: SKY RACING Maiden Plate - 1200m  
 08 January 2025 - 15:23  
 Track Rating: Good 4, Weather: Fine, Rail Position: +9m Entire



BRISBANE  
 RACING CLUB

| Section                | Overall                  | 1000m                    | 800m                     | 600m                     | 400m                     | 200m        |
|------------------------|--------------------------|--------------------------|--------------------------|--------------------------|--------------------------|-------------|
| Section Times          | 1:11.21 [3]<br>(0:14.18) | 0:57.03 [7]<br>(0:11.88) | 0:45.15 [8]<br>(0:11.59) | 0:33.56 [9]<br>(0:11.14) | 0:22.42 [8]<br>(0:10.86) | 0:11.56 [6] |
| Average Speed [km/h]   | 51.1                     | 61.1                     | 62.6                     | 65.3                     | 66.2                     | 62.3        |
| Top Speed [km/h]       | 64.6                     | 62.9                     | 64.0                     | 67.7                     | 67.8                     | 65.0        |
| Avg. Dist. to Rail [m] | 5.8                      | 2.2                      | 2.0                      | 1.9                      | 5.7                      | 6.5         |
| Avg. Stride Freq. [Hz] | 2.3                      | 2.2                      | 2.2                      | 2.3                      | 2.4                      | 2.3         |
| Avg. Stride Length [m] | 6.2                      | 7.6                      | 7.8                      | 7.9                      | 7.7                      | 7.5         |



- [ ] Ranking at each section and finish
- .-.- No data available at this section
- NA No data available



|                                |                |
|--------------------------------|----------------|
| Horse/Jockey Name              | Some Style     |
| Final Rank                     | 4              |
| Fastest Section Time (Section) | 0:11.06 (400m) |
| Top Speed [km/h] (Section)     | 67.3 (600m)    |
| Race State                     | Finished       |

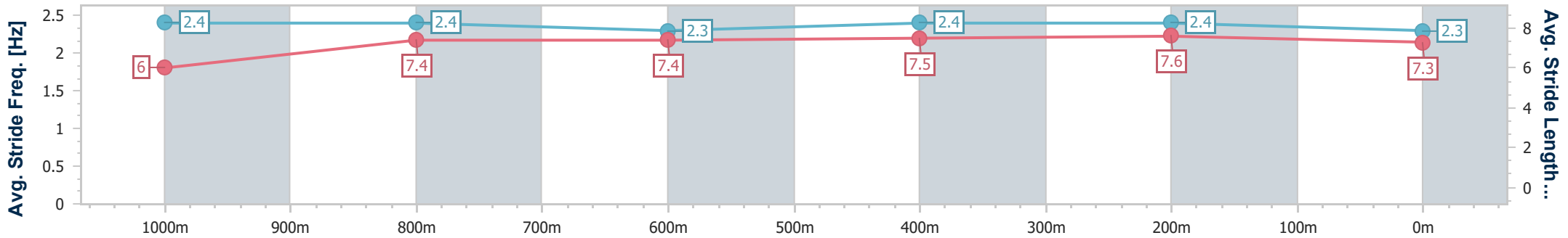
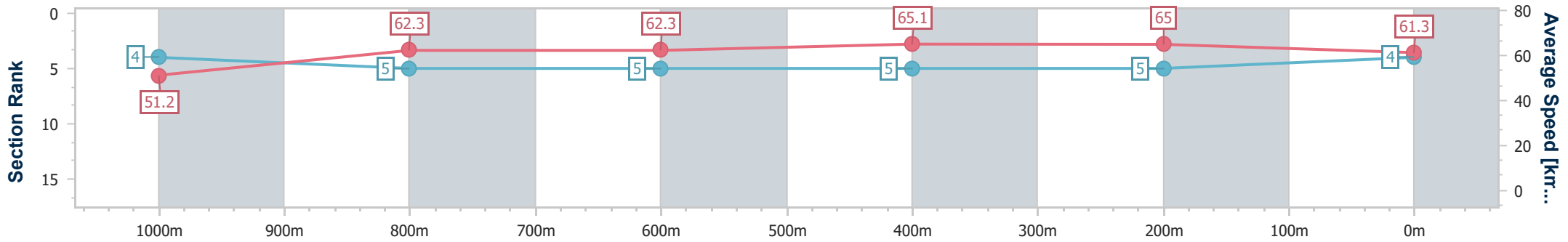


Eagle Farm QLD Professional  
 Race 3: SKY RACING Maiden Plate - 1200m  
 08 January 2025 - 15:23  
 Track Rating: Good 4, Weather: Fine, Rail Position: +9m Entire



BRISBANE  
 RACING CLUB

| Section                | Overall                  | 1000m                    | 800m                     | 600m                     | 400m                     | 200m                     |
|------------------------|--------------------------|--------------------------|--------------------------|--------------------------|--------------------------|--------------------------|
| Section Times          | 1:11.22 [4]<br>(0:14.08) | 0:57.14 [4]<br>(0:11.65) | 0:45.49 [5]<br>(0:11.59) | 0:33.90 [5]<br>(0:11.08) | 0:22.82 [5]<br>(0:11.06) | 0:11.76 [5]<br>(0:11.76) |
| Average Speed [km/h]   | 51.2                     | 62.3                     | 62.3                     | 65.1                     | 65.0                     | 61.3                     |
| Top Speed [km/h]       | 63.8                     | 63.3                     | 63.7                     | 67.3                     | 66.0                     | 64.4                     |
| Avg. Dist. to Rail [m] | 2.4                      | 1.1                      | 0.9                      | 0.4                      | 1.1                      | 1.4                      |
| Avg. Stride Freq. [Hz] | 2.4                      | 2.4                      | 2.3                      | 2.4                      | 2.4                      | 2.3                      |
| Avg. Stride Length [m] | 6.0                      | 7.4                      | 7.4                      | 7.5                      | 7.6                      | 7.3                      |



- [ ] Ranking at each section and finish
- .-.- No data available at this section
- NA No data available



|                                |                |
|--------------------------------|----------------|
| Horse/Jockey Name              | Cheerful Cat   |
| Final Rank                     | 5              |
| Fastest Section Time (Section) | 0:11.12 (600m) |
| Top Speed [km/h] (Section)     | 67.4 (Overall) |
| Race State                     | Finished       |

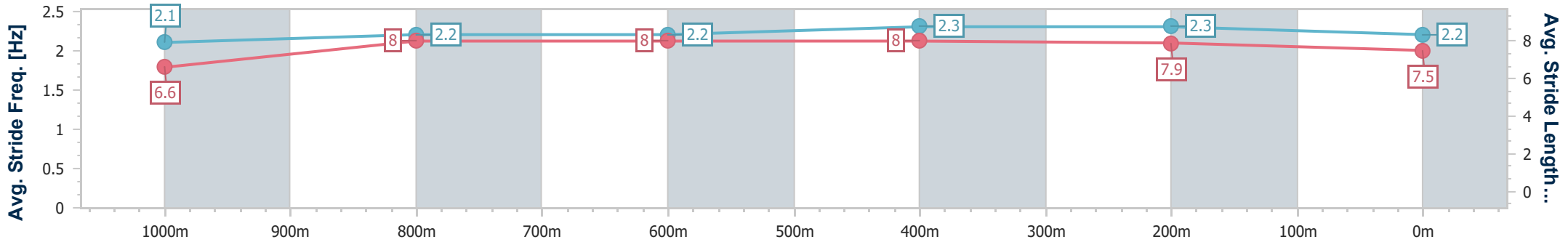
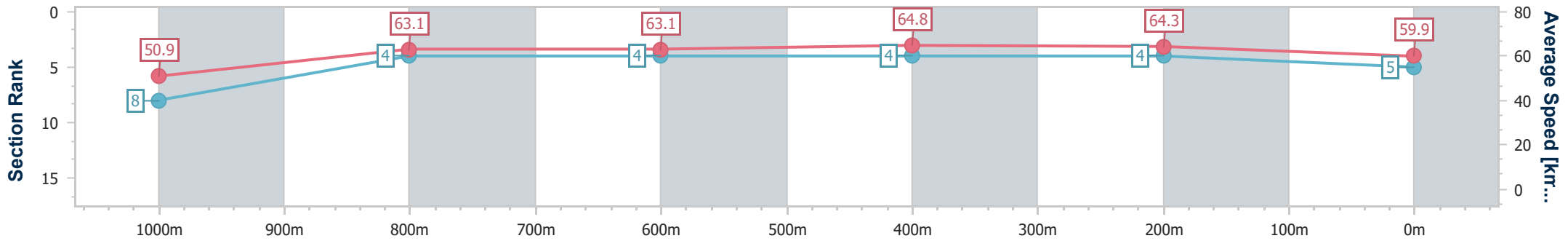


Eagle Farm QLD Professional  
 Race 3: SKY RACING Maiden Plate - 1200m  
 08 January 2025 - 15:23  
 Track Rating: Good 4, Weather: Fine, Rail Position: +9m Entire



BRISBANE  
 RACING CLUB

| Section                | Overall                  | 1000m                    | 800m                     | 600m                     | 400m                     | 200m        |
|------------------------|--------------------------|--------------------------|--------------------------|--------------------------|--------------------------|-------------|
| Section Times          | 1:11.41 [5]<br>(0:14.22) | 0:57.19 [8]<br>(0:11.42) | 0:45.77 [4]<br>(0:11.41) | 0:34.36 [4]<br>(0:11.12) | 0:23.24 [4]<br>(0:11.22) | 0:12.02 [4] |
| Average Speed [km/h]   | 50.9                     | 63.1                     | 63.1                     | 64.8                     | 64.3                     | 59.9        |
| Top Speed [km/h]       | 67.4                     | 65.1                     | 64.3                     | 66.1                     | 66.1                     | 63.1        |
| Avg. Dist. to Rail [m] | 4.1                      | 0.6                      | 0.4                      | 1.0                      | 2.7                      | 3.1         |
| Avg. Stride Freq. [Hz] | 2.1                      | 2.2                      | 2.2                      | 2.3                      | 2.3                      | 2.2         |
| Avg. Stride Length [m] | 6.6                      | 8.0                      | 8.0                      | 8.0                      | 7.9                      | 7.5         |



- [ ] Ranking at each section and finish
- .-.- No data available at this section
- NA No data available



|                                |                  |
|--------------------------------|------------------|
| Horse/Jockey Name              | Rock The Sunrise |
| Final Rank                     | 6                |
| Fastest Section Time (Section) | 0:10.83 (400m)   |
| Top Speed [km/h] (Section)     | 67.1 (400m)      |
| Race State                     | Finished         |

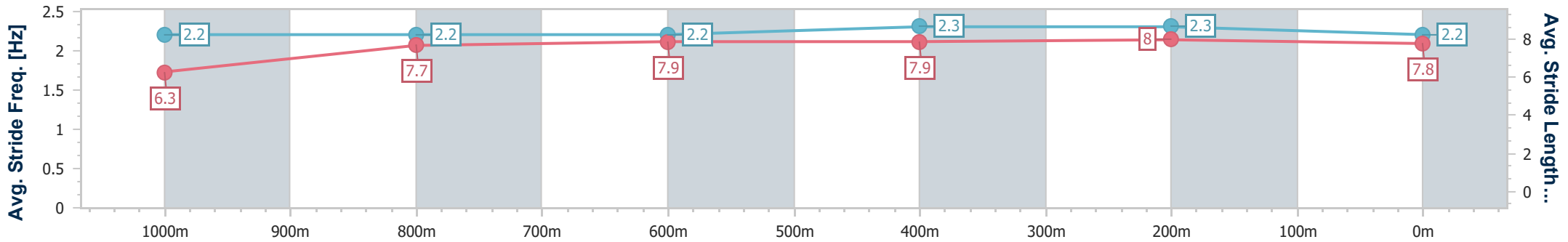
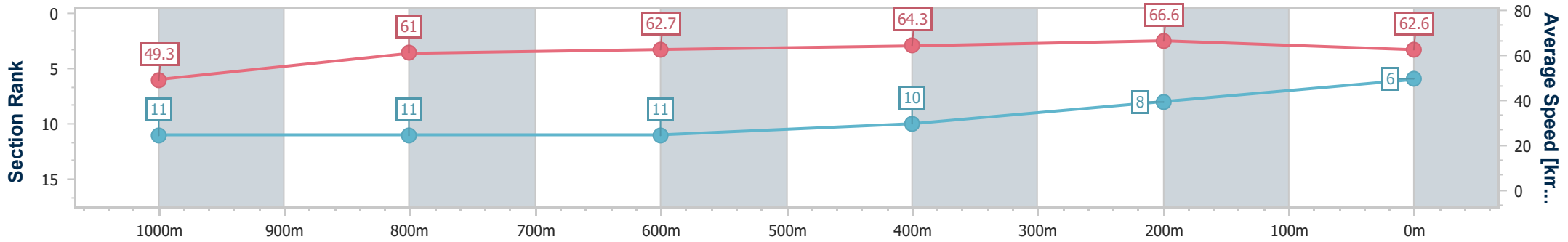


Eagle Farm QLD Professional  
 Race 3: SKY RACING Maiden Plate - 1200m  
 08 January 2025 - 15:23  
 Track Rating: Good 4, Weather: Fine, Rail Position: +9m Entire



BRISBANE  
RACING CLUB

| Section                | Overall                  | 1000m                     | 800m                      | 600m                      | 400m                      | 200m                     |
|------------------------|--------------------------|---------------------------|---------------------------|---------------------------|---------------------------|--------------------------|
| Section Times          | 1:11.47 [6]<br>(0:14.63) | 0:56.84 [11]<br>(0:11.88) | 0:44.96 [11]<br>(0:11.44) | 0:33.52 [11]<br>(0:11.18) | 0:22.34 [10]<br>(0:10.83) | 0:11.51 [8]<br>(0:11.51) |
| Average Speed [km/h]   | 49.3                     | 61.0                      | 62.7                      | 64.3                      | 66.6                      | 62.6                     |
| Top Speed [km/h]       | 63.0                     | 63.3                      | 64.0                      | 67.1                      | 67.1                      | 65.9                     |
| Avg. Dist. to Rail [m] | 6.1                      | 0.9                       | 0.5                       | 0.7                       | 2.7                       | 4.6                      |
| Avg. Stride Freq. [Hz] | 2.2                      | 2.2                       | 2.2                       | 2.3                       | 2.3                       | 2.2                      |
| Avg. Stride Length [m] | 6.3                      | 7.7                       | 7.9                       | 7.9                       | 8.0                       | 7.8                      |



- [ ] Ranking at each section and finish
- .-.- No data available at this section
- NA No data available



|                                |                 |
|--------------------------------|-----------------|
| Horse/Jockey Name              | Ihaveeenthelght |
| Final Rank                     | 7               |
| Fastest Section Time (Section) | 0:11.00 (600m)  |
| Top Speed [km/h] (Section)     | 67.3 (600m)     |
| Race State                     | Finished        |

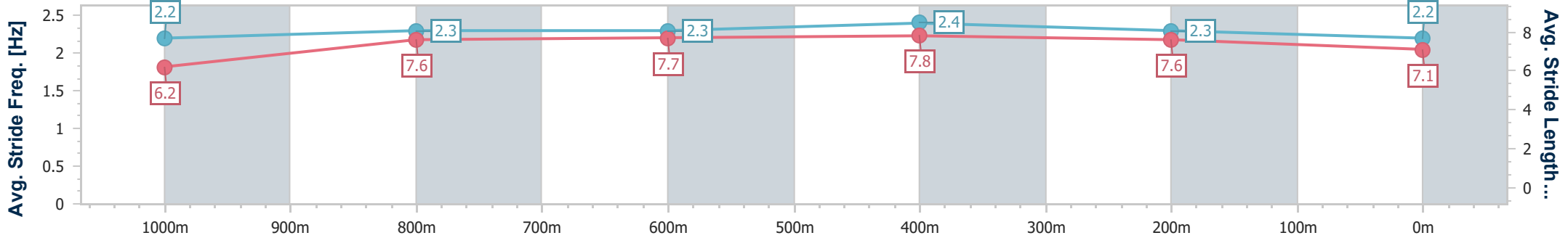
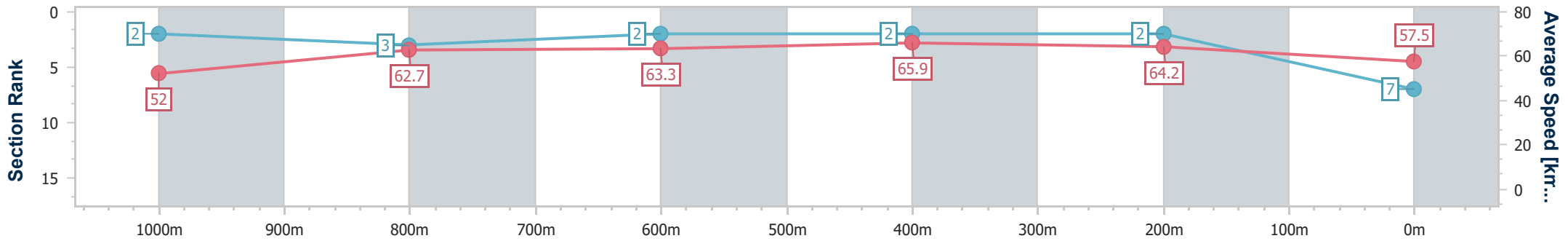


Eagle Farm QLD Professional  
 Race 3: SKY RACING Maiden Plate - 1200m  
 08 January 2025 - 15:23  
 Track Rating: Good 4, Weather: Fine, Rail Position: +9m Entire



BRISBANE  
RACING CLUB

| Section                | Overall                  | 1000m                    | 800m                     | 600m                     | 400m                     | 200m                     |
|------------------------|--------------------------|--------------------------|--------------------------|--------------------------|--------------------------|--------------------------|
| Section Times          | 1:11.48 [7]<br>(0:13.90) | 0:57.58 [2]<br>(0:11.50) | 0:46.08 [3]<br>(0:11.31) | 0:34.77 [2]<br>(0:11.00) | 0:23.77 [2]<br>(0:11.23) | 0:12.54 [2]<br>(0:12.54) |
| Average Speed [km/h]   | 52.0                     | 62.7                     | 63.3                     | 65.9                     | 64.2                     | 57.5                     |
| Top Speed [km/h]       | 64.8                     | 65.6                     | 64.4                     | 67.3                     | 66.0                     | 61.2                     |
| Avg. Dist. to Rail [m] | 3.4                      | 0.4                      | 1.1                      | 1.5                      | 1.5                      | 1.9                      |
| Avg. Stride Freq. [Hz] | 2.2                      | 2.3                      | 2.3                      | 2.4                      | 2.3                      | 2.2                      |
| Avg. Stride Length [m] | 6.2                      | 7.6                      | 7.7                      | 7.8                      | 7.6                      | 7.1                      |



- [ ] Ranking at each section and finish
- .-.- No data available at this section
- NA No data available



|                                |                 |
|--------------------------------|-----------------|
| Horse/Jockey Name              | What Artists Do |
| Final Rank                     | 8               |
| Fastest Section Time (Section) | 0:11.02 (400m)  |
| Top Speed [km/h] (Section)     | 66.6 (400m)     |
| Race State                     | Finished        |

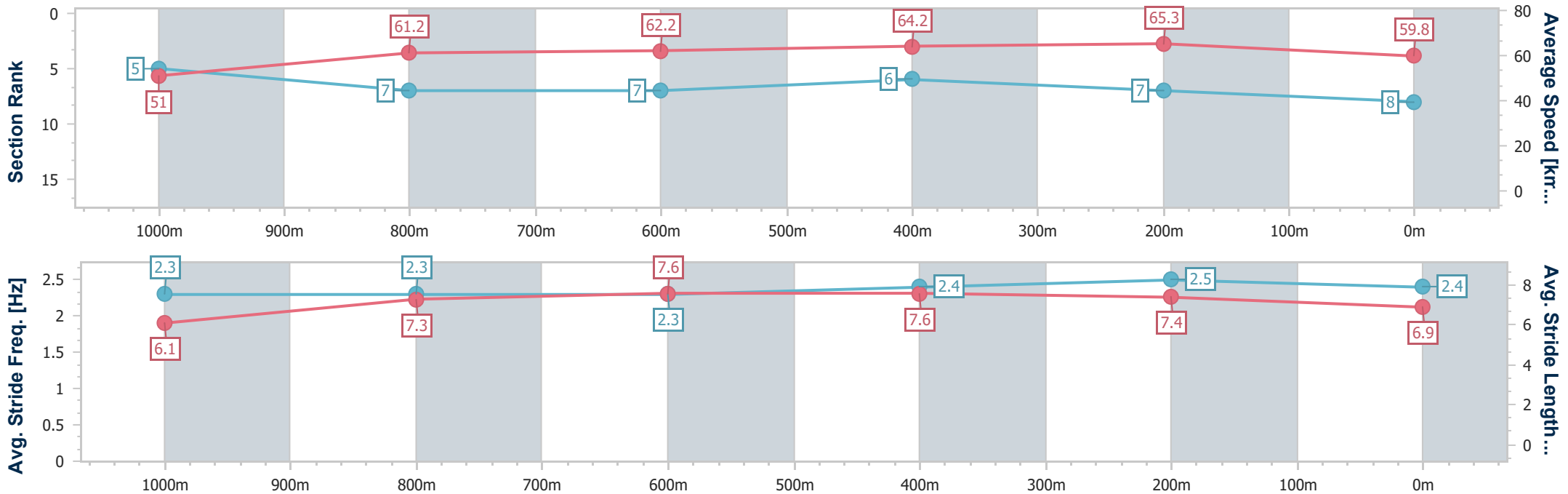


Eagle Farm QLD Professional  
 Race 3: SKY RACING Maiden Plate - 1200m  
 08 January 2025 - 15:23  
 Track Rating: Good 4, Weather: Fine, Rail Position: +9m Entire



BRISBANE  
 RACING CLUB

| Section                | Overall                  | 1000m                    | 800m                     | 600m                     | 400m                     | 200m                     |
|------------------------|--------------------------|--------------------------|--------------------------|--------------------------|--------------------------|--------------------------|
| Section Times          | 1:11.72 [8]<br>(0:14.11) | 0:57.61 [5]<br>(0:11.80) | 0:45.81 [7]<br>(0:11.58) | 0:34.23 [7]<br>(0:11.16) | 0:23.07 [6]<br>(0:11.02) | 0:12.05 [7]<br>(0:12.05) |
| Average Speed [km/h]   | 51.0                     | 61.2                     | 62.2                     | 64.2                     | 65.3                     | 59.8                     |
| Top Speed [km/h]       | 64.9                     | 62.7                     | 63.0                     | 65.8                     | 66.6                     | 63.7                     |
| Avg. Dist. to Rail [m] | 3.0                      | 0.5                      | 0.5                      | 0.9                      | 2.7                      | 4.7                      |
| Avg. Stride Freq. [Hz] | 2.3                      | 2.3                      | 2.3                      | 2.4                      | 2.5                      | 2.4                      |
| Avg. Stride Length [m] | 6.1                      | 7.3                      | 7.6                      | 7.6                      | 7.4                      | 6.9                      |



- [ ] Ranking at each section and finish
- .-.- No data available at this section
- NA No data available





|                                |                |
|--------------------------------|----------------|
| Horse/Jockey Name              | Good Philly    |
| Final Rank                     | 9              |
| Fastest Section Time (Section) | 0:11.35 (600m) |
| Top Speed [km/h] (Section)     | 66.4 (Overall) |
| Race State                     | Finished       |

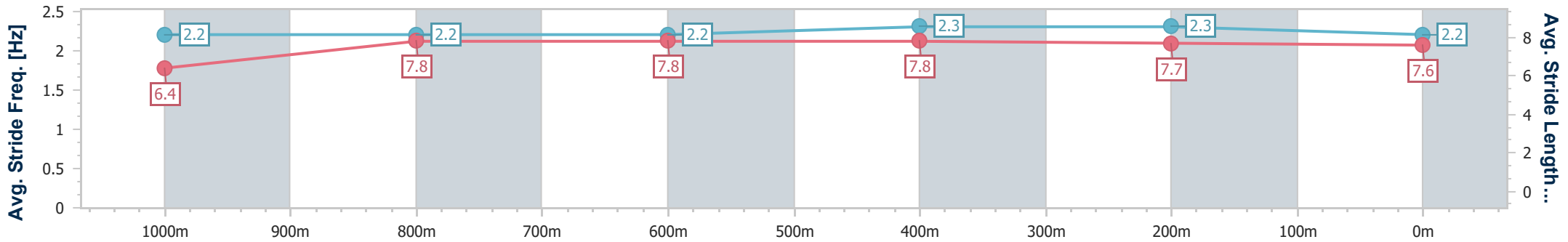
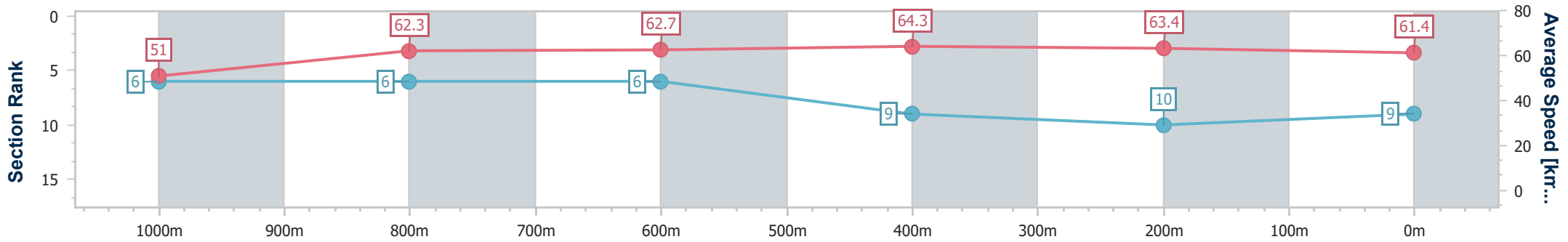


Eagle Farm QLD Professional  
 Race 3: SKY RACING Maiden Plate - 1200m  
 08 January 2025 - 15:23  
 Track Rating: Good 4, Weather: Fine, Rail Position: +9m Entire



BRISBANE  
RACING CLUB

| Section                | Overall                  | 1000m                    | 800m                     | 600m                     | 400m                     | 200m                      |
|------------------------|--------------------------|--------------------------|--------------------------|--------------------------|--------------------------|---------------------------|
| Section Times          | 1:11.91 [9]<br>(0:14.17) | 0:57.74 [6]<br>(0:11.69) | 0:46.05 [6]<br>(0:11.60) | 0:34.45 [6]<br>(0:11.35) | 0:23.10 [9]<br>(0:11.36) | 0:11.74 [10]<br>(0:11.74) |
| Average Speed [km/h]   | 51.0                     | 62.3                     | 62.7                     | 64.3                     | 63.4                     | 61.4                      |
| Top Speed [km/h]       | 66.4                     | 64.5                     | 63.8                     | 65.4                     | 64.0                     | 63.1                      |
| Avg. Dist. to Rail [m] | 7.8                      | 2.4                      | 2.4                      | 3.0                      | 5.0                      | 2.6                       |
| Avg. Stride Freq. [Hz] | 2.2                      | 2.2                      | 2.2                      | 2.3                      | 2.3                      | 2.2                       |
| Avg. Stride Length [m] | 6.4                      | 7.8                      | 7.8                      | 7.8                      | 7.7                      | 7.6                       |



- [ ] Ranking at each section and finish
- .-.- No data available at this section
- NA No data available



|                                |                |
|--------------------------------|----------------|
| Horse/Jockey Name              | Aspire To Win  |
| Final Rank                     | 10             |
| Fastest Section Time (Section) | 0:11.19 (400m) |
| Top Speed [km/h] (Section)     | 65.5 (400m)    |
| Race State                     | Finished       |

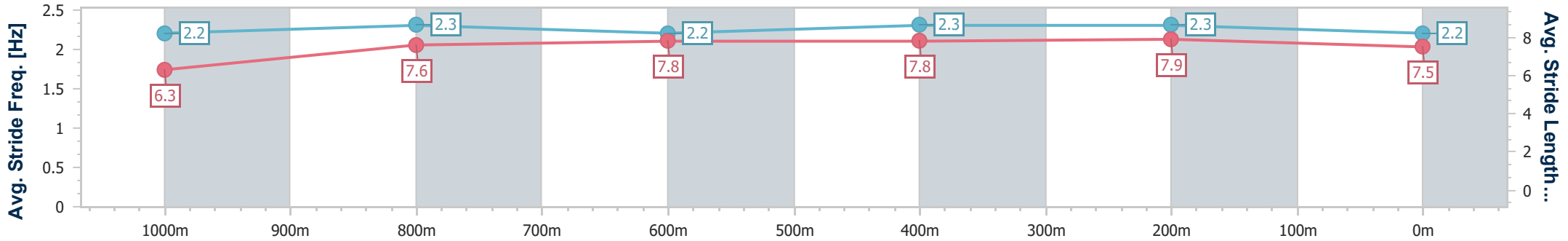
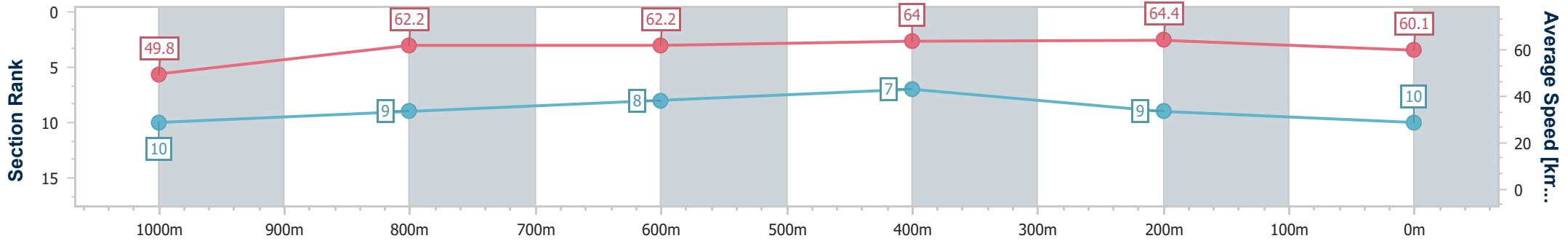


Eagle Farm QLD Professional  
 Race 3: SKY RACING Maiden Plate - 1200m  
 08 January 2025 - 15:23  
 Track Rating: Good 4, Weather: Fine, Rail Position: +9m Entire



BRISBANE  
RACING CLUB

| Section                | Overall                   | 1000m                     | 800m                     | 600m                     | 400m                     | 200m                     |
|------------------------|---------------------------|---------------------------|--------------------------|--------------------------|--------------------------|--------------------------|
| Section Times          | 1:11.94 [10]<br>(0:14.47) | 0:57.47 [10]<br>(0:11.62) | 0:45.85 [9]<br>(0:11.50) | 0:34.35 [8]<br>(0:11.20) | 0:23.15 [7]<br>(0:11.19) | 0:11.96 [9]<br>(0:11.96) |
| Average Speed [km/h]   | 49.8                      | 62.2                      | 62.2                     | 64.0                     | 64.4                     | 60.1                     |
| Top Speed [km/h]       | 64.4                      | 63.4                      | 63.9                     | 65.3                     | 65.5                     | 62.8                     |
| Avg. Dist. to Rail [m] | 1.7                       | 0.4                       | 0.7                      | 1.0                      | 1.2                      | 1.7                      |
| Avg. Stride Freq. [Hz] | 2.2                       | 2.3                       | 2.2                      | 2.3                      | 2.3                      | 2.2                      |
| Avg. Stride Length [m] | 6.3                       | 7.6                       | 7.8                      | 7.8                      | 7.9                      | 7.5                      |



- [ ] Ranking at each section and finish
- .-.- No data available at this section
- NA No data available



|                                |                |
|--------------------------------|----------------|
| Horse/Jockey Name              | Pontypridd     |
| Final Rank                     | 11             |
| Fastest Section Time (Section) | 0:11.39 (600m) |
| Top Speed [km/h] (Section)     | 65.1 (600m)    |
| Race State                     | Finished       |

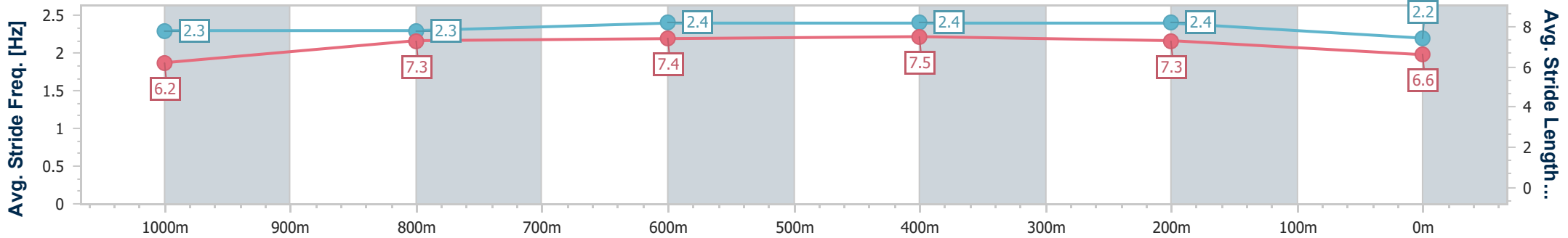
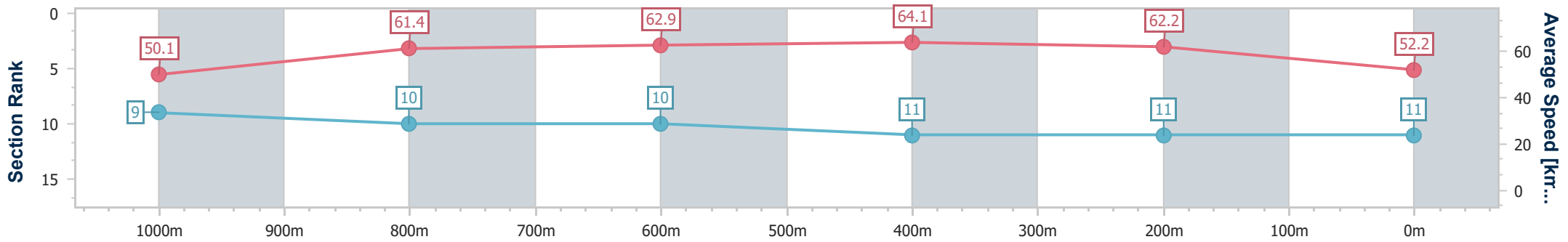


Eagle Farm QLD Professional  
 Race 3: SKY RACING Maiden Plate - 1200m  
 08 January 2025 - 15:23  
 Track Rating: Good 4, Weather: Fine, Rail Position: +9m Entire



BRISBANE  
RACING CLUB

| Section                | Overall                   | 1000m                    | 800m                      | 600m                      | 400m                      | 200m                      |
|------------------------|---------------------------|--------------------------|---------------------------|---------------------------|---------------------------|---------------------------|
| Section Times          | 1:14.54 [11]<br>(0:14.39) | 1:00.15 [9]<br>(0:11.87) | 0:48.28 [10]<br>(0:11.51) | 0:36.77 [10]<br>(0:11.39) | 0:25.38 [11]<br>(0:11.59) | 0:13.79 [11]<br>(0:13.79) |
| Average Speed [km/h]   | 50.1                      | 61.4                     | 62.9                      | 64.1                      | 62.2                      | 52.2                      |
| Top Speed [km/h]       | 63.7                      | 63.4                     | 64.8                      | 65.1                      | 64.2                      | 60.5                      |
| Avg. Dist. to Rail [m] | 2.8                       | 2.3                      | 1.8                       | 2.9                       | 5.4                       | 3.5                       |
| Avg. Stride Freq. [Hz] | 2.3                       | 2.3                      | 2.4                       | 2.4                       | 2.4                       | 2.2                       |
| Avg. Stride Length [m] | 6.2                       | 7.3                      | 7.4                       | 7.5                       | 7.3                       | 6.6                       |



- [ ] Ranking at each section and finish
- .-.- No data available at this section
- NA No data available



# Eagle Farm QLD Professional

## Race 4: MAGIC MILLIONS JAN 2025 BENCHMARK 70 Handicap - 1000m

08 January 2025 - 15:58



BRISBANE  
RACING CLUB

Track Rating: Good 4, Weather: Fine, Rail Position: +9m Entire

| Section     |                                               |         |                  | Overall              | 800m                     | 600m                     | 400m                     | 200m                     | Last 600m                |         |                        |    |
|-------------|-----------------------------------------------|---------|------------------|----------------------|--------------------------|--------------------------|--------------------------|--------------------------|--------------------------|---------|------------------------|----|
| Field Times |                                               |         |                  | 0:57.05<br>(0:12.95) | 0:44.10<br>(0:10.32)     | 0:33.78<br>(0:10.97)     | 0:22.81<br>(0:11.22)     | 0:11.59<br>(0:11.59)     | 0:33.78                  |         |                        |    |
| Rank        | TAB Horse/Jockey                              | Barrier | Top Speed [km/h] | Fastest Section      |                          |                          |                          |                          |                          | Margin  | Distance Travelled [m] |    |
| 1           | 2 <b>FLAG HALL</b><br>Siena Grima             | 7       | 69.4<br>800m     | 0:10.53<br>800m      | 0:57.05 [1]<br>(0:13.31) | 0:43.74 [5]<br>(0:10.53) | 0:33.21 [5]<br>(0:10.85) | 0:22.36 [5]<br>(0:10.78) | 0:11.58 [2]<br>(0:11.58) | 0:57.05 | 0:33.21                |    |
| 2           | 9 <b>TERMAGANT</b><br>Damian Lane             | 8       | 69.9<br>800m     | 0:10.54<br>800m      | 0:57.14 [2]<br>(0:13.56) | 0:43.58 [6]<br>(0:10.54) | 0:33.04 [6]<br>(0:10.70) | 0:22.34 [6]<br>(0:10.72) | 0:11.62 [3]<br>(0:11.62) | 0.52L   | 0:33.04                | +2 |
| 3           | 12 <b>SALT LAKE BETTY</b><br>Samantha Collett | 2       | 70.5<br>Overall  | 0:10.48<br>800m      | 0:57.45 [3]<br>(0:13.04) | 0:44.41 [2]<br>(0:10.48) | 0:33.93 [3]<br>(0:10.98) | 0:22.95 [4]<br>(0:10.96) | 0:11.99 [1]<br>(0:11.99) | 2.36L   | 0:33.93                | +0 |
| 4           | 13 <b>TELLEZ</b><br>Andrew Mallyon            | 10      | 70.4<br>600m     | 0:10.58<br>800m      | 0:57.49 [4]<br>(0:13.79) | 0:43.70 [9]<br>(0:10.58) | 0:33.12 [8]<br>(0:10.66) | 0:22.46 [8]<br>(0:10.73) | 0:11.73 [6]<br>(0:11.73) | 2.59L   | 0:33.12                | +3 |
| 5           | 8 <b>NORTHERNONTAP</b><br>Justin Huxtable     | 9       | 69.3<br>600m     | 0:10.59<br>800m      | 0:57.69 [5]<br>(0:13.78) | 0:43.91 [8]<br>(0:10.59) | 0:33.32 [9]<br>(0:10.71) | 0:22.61 [9]<br>(0:10.85) | 0:11.76 [8]<br>(0:11.76) | 3.74L   | 0:33.32                | +0 |
| 6           | 10 <b>DONT CALL ME HONEY</b><br>Michael Rodd  | 3       | 71.3<br>800m     | 0:10.32<br>800m      | 0:57.84 [6]<br>(0:12.95) | 0:44.89 [1]<br>(0:10.32) | 0:34.57 [1]<br>(0:10.97) | 0:23.60 [1]<br>(0:11.33) | 0:12.27 [4]<br>(0:12.27) | 4.62L   | 0:34.57                | +0 |
| 7           | 11 <b>RAN NA LADY</b><br>Les Tilley           | 4       | 70.9<br>800m     | 0:10.37<br>800m      | 0:58.42 [7]<br>(0:13.06) | 0:45.36 [3]<br>(0:10.37) | 0:34.99 [2]<br>(0:10.83) | 0:24.16 [2]<br>(0:11.36) | 0:12.80 [5]<br>(0:12.80) | 8.06L   | 0:34.99                | +1 |
| 8           | 14 <b>SNEAKY SHARK</b><br>Georgina Cartwright | 6       | 69.3<br>Overall  | 0:10.45<br>800m      | 0:58.47 [8]<br>(0:13.75) | 0:44.72 [7]<br>(0:10.45) | 0:34.27 [7]<br>(0:10.75) | 0:23.52 [7]<br>(0:11.27) | 0:12.25 [9]<br>(0:12.25) | 8.32L   | 0:34.27                | -5 |

Did Not Finish: Wild Botanica (#5)

Scratched: Real Key (#3), Dare To Share (#4), Flaming Conquest (#1), Mr Encore (#6), Action King (#7)



|                                |                |
|--------------------------------|----------------|
| Horse/Jockey Name              | Flag Hall      |
| Final Rank                     | 1              |
| Fastest Section Time (Section) | 0:10.53 (800m) |
| Top Speed [km/h] (Section)     | 69.4 (800m)    |
| Race State                     | Finished       |



Eagle Farm QLD Professional  
Race 4: MAGIC MILLIONS JAN 2025 BENCHMARK 70 Handicap  
- 1000m

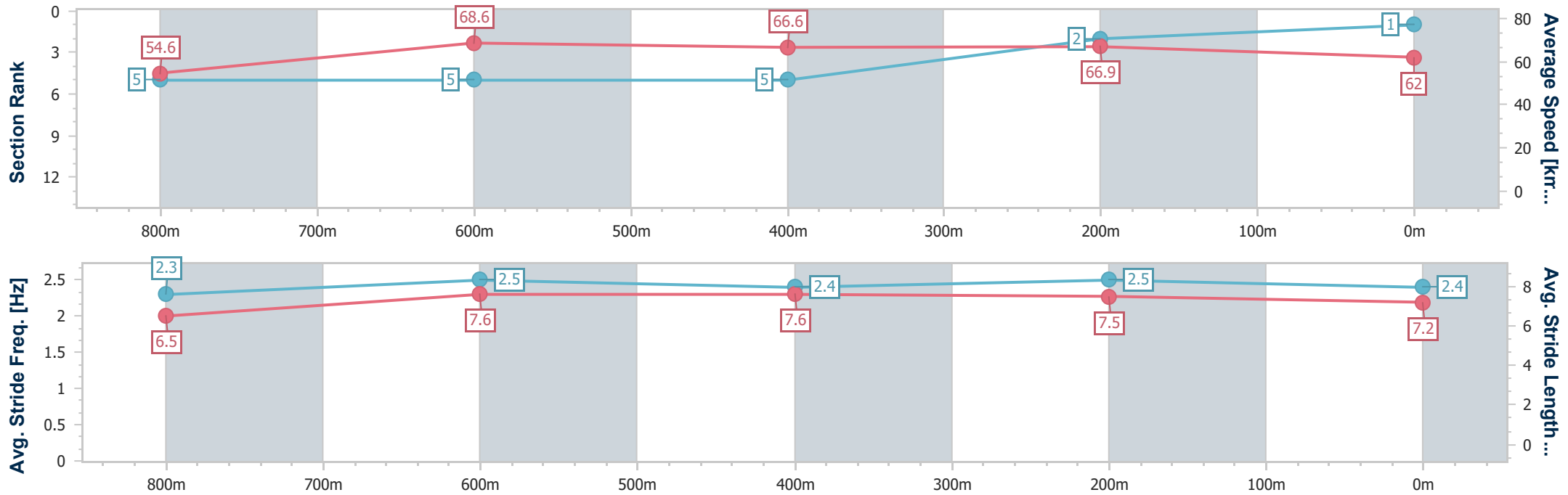


08 January 2025 - 15:58

BRISBANE  
RACING CLUB

Track Rating: Good 4, Weather: Fine, Rail Position: +9m Entire

| Section                | Overall                  | 800m                     | 600m                     | 400m                     | 200m                     |
|------------------------|--------------------------|--------------------------|--------------------------|--------------------------|--------------------------|
| Section Times          | 0:57.05 [1]<br>(0:13.31) | 0:43.74 [5]<br>(0:10.53) | 0:33.21 [5]<br>(0:10.85) | 0:22.36 [5]<br>(0:10.78) | 0:11.58 [2]<br>(0:11.58) |
| Average Speed [km/h]   | 54.6                     | 68.6                     | 66.6                     | 66.9                     | 62.0                     |
| Top Speed [km/h]       | 68.9                     | 69.4                     | 68.7                     | 68.1                     | 65.9                     |
| Avg. Dist. to Rail [m] | 3.8                      | 1.4                      | 1.0                      | 2.9                      | 3.1                      |
| Avg. Stride Freq. [Hz] | 2.3                      | 2.5                      | 2.4                      | 2.5                      | 2.4                      |
| Avg. Stride Length [m] | 6.5                      | 7.6                      | 7.6                      | 7.5                      | 7.2                      |



- [ ] Ranking at each section and finish
- .-.- No data available at this section
- NA No data available



|                                |                |
|--------------------------------|----------------|
| Horse/Jockey Name              | Termagant      |
| Final Rank                     | 2              |
| Fastest Section Time (Section) | 0:10.54 (800m) |
| Top Speed [km/h] (Section)     | 69.9 (800m)    |
| Race State                     | Finished       |



Eagle Farm QLD Professional  
Race 4: MAGIC MILLIONS JAN 2025 BENCHMARK 70 Handicap - 1000m

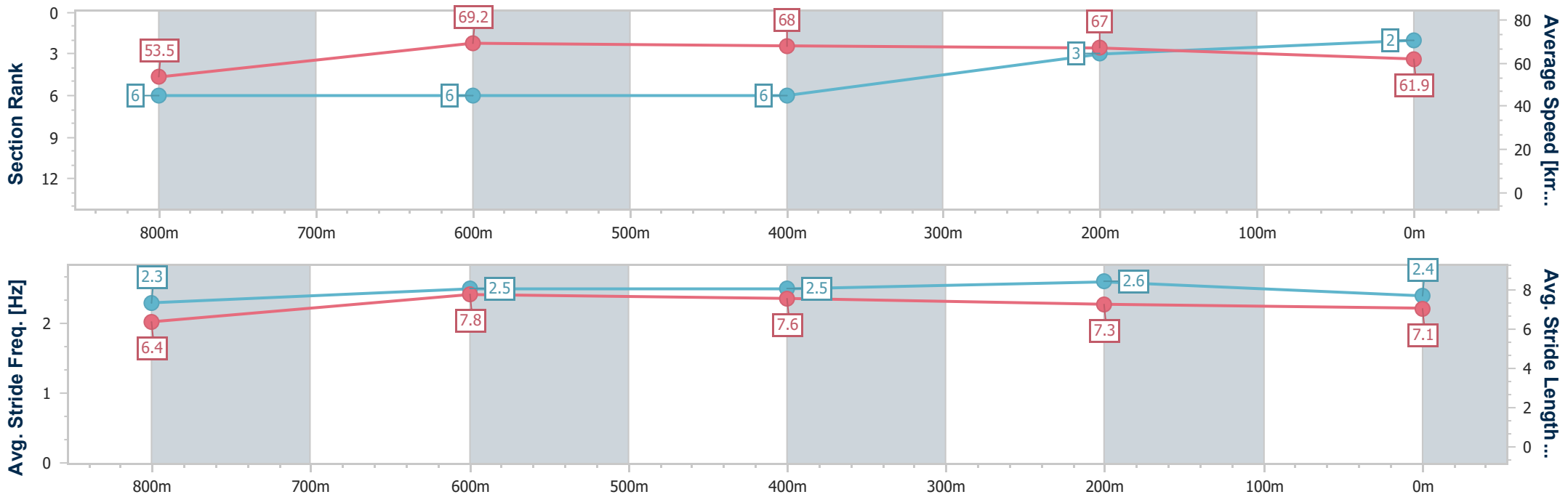


08 January 2025 - 15:58

BRISBANE RACING CLUB

Track Rating: Good 4, Weather: Fine, Rail Position: +9m Entire

| Section                | Overall                  | 800m                     | 600m                     | 400m                     | 200m                     |
|------------------------|--------------------------|--------------------------|--------------------------|--------------------------|--------------------------|
| Section Times          | 0:57.14 [2]<br>(0:13.56) | 0:43.58 [6]<br>(0:10.54) | 0:33.04 [6]<br>(0:10.70) | 0:22.34 [6]<br>(0:10.72) | 0:11.62 [3]<br>(0:11.62) |
| Average Speed [km/h]   | 53.5                     | 69.2                     | 68.0                     | 67.0                     | 61.9                     |
| Top Speed [km/h]       | 68.7                     | 69.9                     | 69.6                     | 68.6                     | 64.8                     |
| Avg. Dist. to Rail [m] | 5.9                      | 2.2                      | 2.1                      | 4.1                      | 3.2                      |
| Avg. Stride Freq. [Hz] | 2.3                      | 2.5                      | 2.5                      | 2.6                      | 2.4                      |
| Avg. Stride Length [m] | 6.4                      | 7.8                      | 7.6                      | 7.3                      | 7.1                      |



- [ ] Ranking at each section and finish
- .-.- No data available at this section
- NA No data available



|                                |                 |
|--------------------------------|-----------------|
| Horse/Jockey Name              | Salt Lake Betty |
| Final Rank                     | 3               |
| Fastest Section Time (Section) | 0:10.48 (800m)  |
| Top Speed [km/h] (Section)     | 70.5 (Overall)  |
| Race State                     | Finished        |



Eagle Farm QLD Professional  
Race 4: MAGIC MILLIONS JAN 2025 BENCHMARK 70 Handicap - 1000m

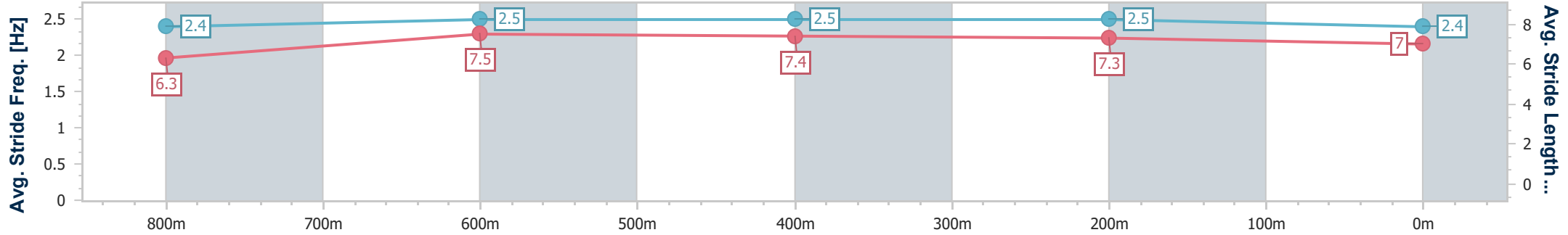
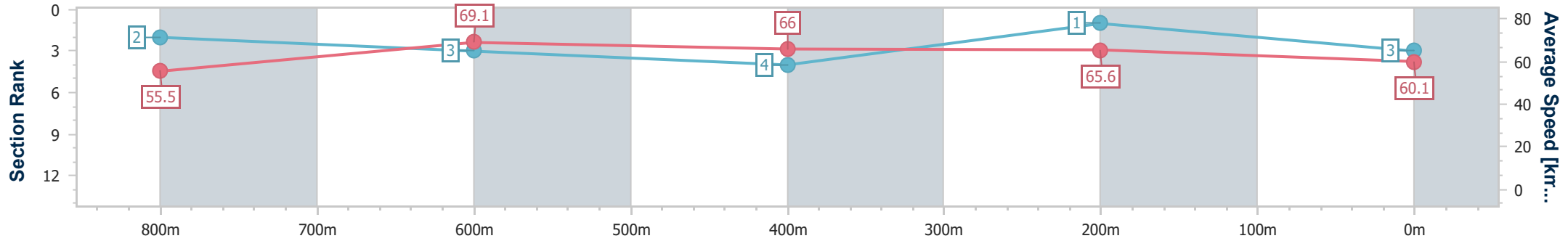


08 January 2025 - 15:58

BRISBANE RACING CLUB

Track Rating: Good 4, Weather: Fine, Rail Position: +9m Entire

| Section                | Overall                  | 800m                     | 600m                     | 400m                     | 200m                     |
|------------------------|--------------------------|--------------------------|--------------------------|--------------------------|--------------------------|
| Section Times          | 0:57.45 [3]<br>(0:13.04) | 0:44.41 [2]<br>(0:10.48) | 0:33.93 [3]<br>(0:10.98) | 0:22.95 [4]<br>(0:10.96) | 0:11.99 [1]<br>(0:11.99) |
| Average Speed [km/h]   | 55.5                     | 69.1                     | 66.0                     | 65.6                     | 60.1                     |
| Top Speed [km/h]       | 70.5                     | 69.9                     | 67.3                     | 66.8                     | 62.7                     |
| Avg. Dist. to Rail [m] | 1.5                      | 1.1                      | 1.9                      | 3.1                      | 2.4                      |
| Avg. Stride Freq. [Hz] | 2.4                      | 2.5                      | 2.5                      | 2.5                      | 2.4                      |
| Avg. Stride Length [m] | 6.3                      | 7.5                      | 7.4                      | 7.3                      | 7.0                      |



- [ ] Ranking at each section and finish
- .-.- No data available at this section
- NA No data available



|                                |                |
|--------------------------------|----------------|
| Horse/Jockey Name              | Tellez         |
| Final Rank                     | 4              |
| Fastest Section Time (Section) | 0:10.58 (800m) |
| Top Speed [km/h] (Section)     | 70.4 (600m)    |
| Race State                     | Finished       |



Eagle Farm QLD Professional  
Race 4: MAGIC MILLIONS JAN 2025 BENCHMARK 70 Handicap  
- 1000m

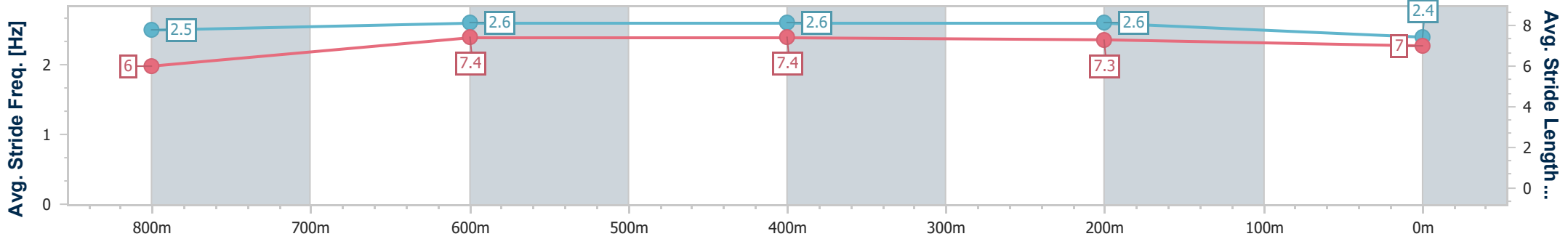
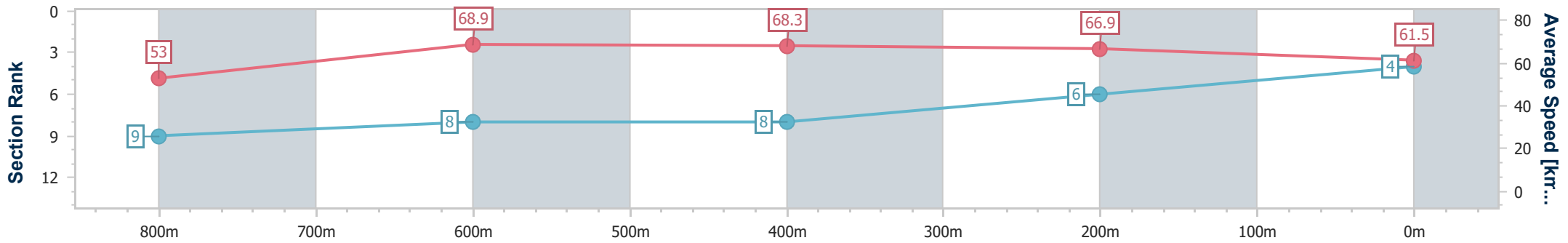


08 January 2025 - 15:58

BRISBANE  
RACING CLUB

Track Rating: Good 4, Weather: Fine, Rail Position: +9m Entire

| Section                | Overall                  | 800m                     | 600m                     | 400m                     | 200m                     |
|------------------------|--------------------------|--------------------------|--------------------------|--------------------------|--------------------------|
| Section Times          | 0:57.49 [4]<br>(0:13.79) | 0:43.70 [9]<br>(0:10.58) | 0:33.12 [8]<br>(0:10.66) | 0:22.46 [8]<br>(0:10.73) | 0:11.73 [6]<br>(0:11.73) |
| Average Speed [km/h]   | 53.0                     | 68.9                     | 68.3                     | 66.9                     | 61.5                     |
| Top Speed [km/h]       | 69.0                     | 69.8                     | 70.4                     | 68.0                     | 65.5                     |
| Avg. Dist. to Rail [m] | 7.5                      | 2.7                      | 2.2                      | 3.5                      | 3.9                      |
| Avg. Stride Freq. [Hz] | 2.5                      | 2.6                      | 2.6                      | 2.6                      | 2.4                      |
| Avg. Stride Length [m] | 6.0                      | 7.4                      | 7.4                      | 7.3                      | 7.0                      |



- [ ] Ranking at each section and finish
- .-.- No data available at this section
- NA No data available





|                                |                |
|--------------------------------|----------------|
| Horse/Jockey Name              | Northernontap  |
| Final Rank                     | 5              |
| Fastest Section Time (Section) | 0:10.59 (800m) |
| Top Speed [km/h] (Section)     | 69.3 (600m)    |
| Race State                     | Finished       |



Eagle Farm QLD Professional  
Race 4: MAGIC MILLIONS JAN 2025 BENCHMARK 70 Handicap - 1000m

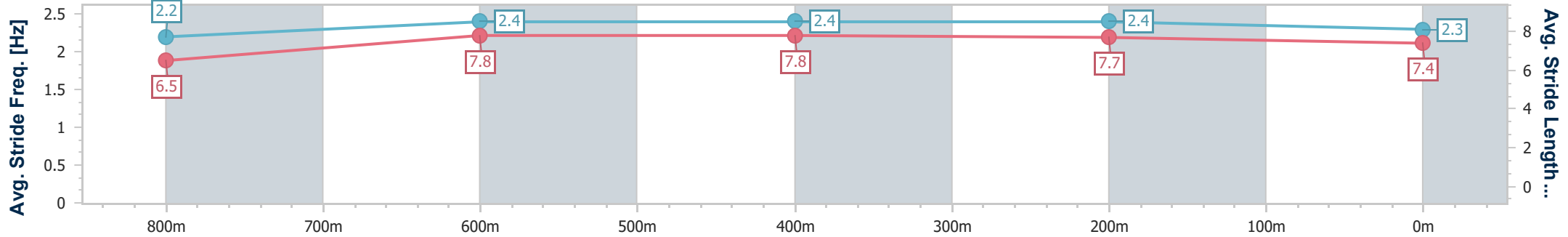
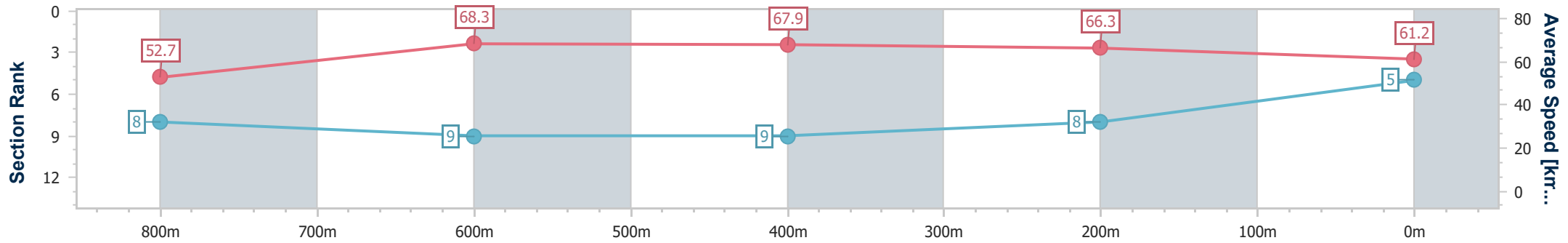


08 January 2025 - 15:58

BRISBANE RACING CLUB

Track Rating: Good 4, Weather: Fine, Rail Position: +9m Entire

| Section                | Overall                  | 800m                     | 600m                     | 400m                     | 200m                     |
|------------------------|--------------------------|--------------------------|--------------------------|--------------------------|--------------------------|
| Section Times          | 0:57.69 [5]<br>(0:13.78) | 0:43.91 [8]<br>(0:10.59) | 0:33.32 [9]<br>(0:10.71) | 0:22.61 [9]<br>(0:10.85) | 0:11.76 [8]<br>(0:11.76) |
| Average Speed [km/h]   | 52.7                     | 68.3                     | 67.9                     | 66.3                     | 61.2                     |
| Top Speed [km/h]       | 68.6                     | 68.9                     | 69.3                     | 68.0                     | 64.0                     |
| Avg. Dist. to Rail [m] | 5.5                      | 1.0                      | 1.6                      | 1.5                      | 3.1                      |
| Avg. Stride Freq. [Hz] | 2.2                      | 2.4                      | 2.4                      | 2.4                      | 2.3                      |
| Avg. Stride Length [m] | 6.5                      | 7.8                      | 7.8                      | 7.7                      | 7.4                      |



- [ ] Ranking at each section and finish
- .-.- No data available at this section
- NA No data available



|                                |                    |
|--------------------------------|--------------------|
| Horse/Jockey Name              | Dont Call Me Honey |
| Final Rank                     | 6                  |
| Fastest Section Time (Section) | 0:10.32 (800m)     |
| Top Speed [km/h] (Section)     | 71.3 (800m)        |
| Race State                     | Finished           |



Eagle Farm QLD Professional  
Race 4: MAGIC MILLIONS JAN 2025 BENCHMARK 70 Handicap  
- 1000m

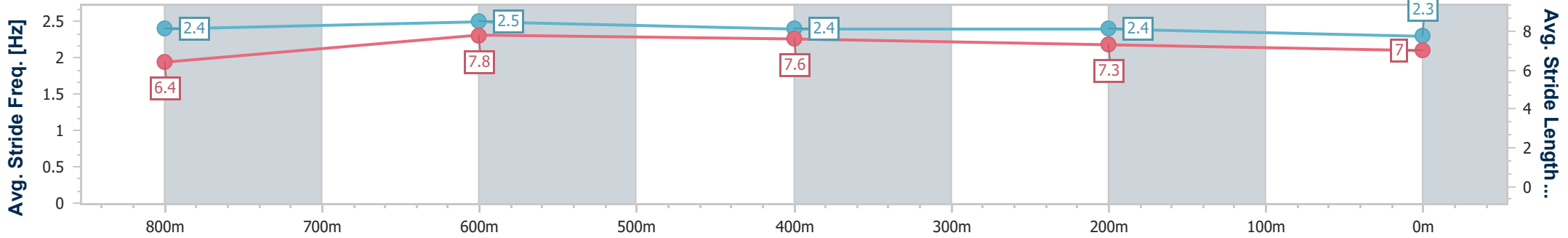
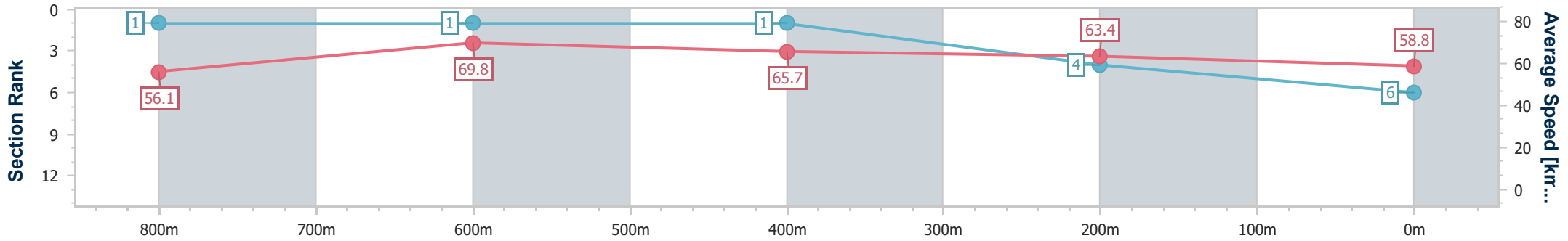


08 January 2025 - 15:58

BRISBANE  
RACING CLUB

Track Rating: Good 4, Weather: Fine, Rail Position: +9m Entire

| Section                | Overall                  | 800m                     | 600m                     | 400m                     | 200m                     |
|------------------------|--------------------------|--------------------------|--------------------------|--------------------------|--------------------------|
| Section Times          | 0:57.84 [6]<br>(0:12.95) | 0:44.89 [1]<br>(0:10.32) | 0:34.57 [1]<br>(0:10.97) | 0:23.60 [1]<br>(0:11.33) | 0:12.27 [4]<br>(0:12.27) |
| Average Speed [km/h]   | 56.1                     | 69.8                     | 65.7                     | 63.4                     | 58.8                     |
| Top Speed [km/h]       | 70.2                     | 71.3                     | 67.6                     | 65.0                     | 62.3                     |
| Avg. Dist. to Rail [m] | 3.0                      | 1.7                      | 0.3                      | 0.3                      | 0.2                      |
| Avg. Stride Freq. [Hz] | 2.4                      | 2.5                      | 2.4                      | 2.4                      | 2.3                      |
| Avg. Stride Length [m] | 6.4                      | 7.8                      | 7.6                      | 7.3                      | 7.0                      |



- [ ] Ranking at each section and finish
- .-.- No data available at this section
- NA No data available



|                                |                |
|--------------------------------|----------------|
| Horse/Jockey Name              | Ran Na Lady    |
| Final Rank                     | 7              |
| Fastest Section Time (Section) | 0:10.37 (800m) |
| Top Speed [km/h] (Section)     | 70.9 (800m)    |
| Race State                     | Finished       |



Eagle Farm QLD Professional  
Race 4: MAGIC MILLIONS JAN 2025 BENCHMARK 70 Handicap  
- 1000m

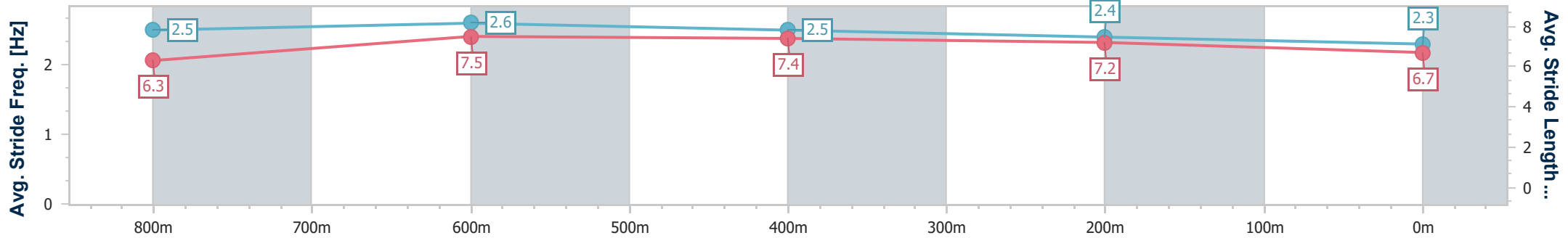
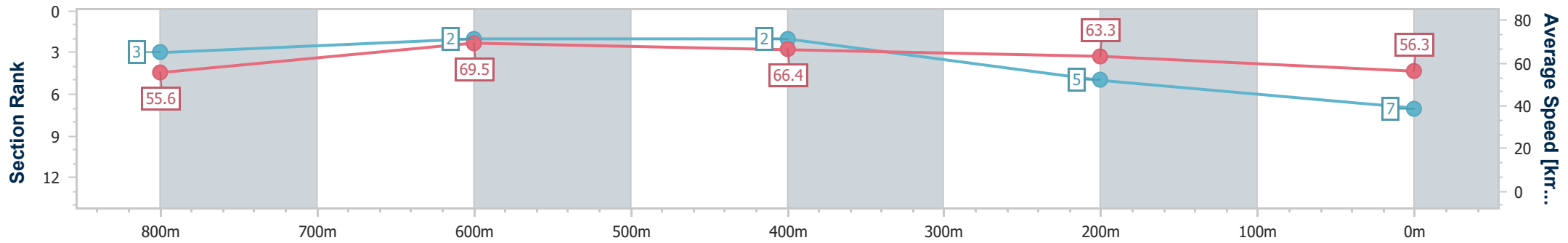


08 January 2025 - 15:58

BRISBANE  
RACING CLUB

Track Rating: Good 4, Weather: Fine, Rail Position: +9m Entire

| Section                | Overall                  | 800m                     | 600m                     | 400m                     | 200m                     |
|------------------------|--------------------------|--------------------------|--------------------------|--------------------------|--------------------------|
| Section Times          | 0:58.42 [7]<br>(0:13.06) | 0:45.36 [3]<br>(0:10.37) | 0:34.99 [2]<br>(0:10.83) | 0:24.16 [2]<br>(0:11.36) | 0:12.80 [5]<br>(0:12.80) |
| Average Speed [km/h]   | 55.6                     | 69.5                     | 66.4                     | 63.3                     | 56.3                     |
| Top Speed [km/h]       | 69.1                     | 70.9                     | 68.8                     | 65.3                     | 60.2                     |
| Avg. Dist. to Rail [m] | 4.0                      | 2.8                      | 0.2                      | 0.4                      | 0.9                      |
| Avg. Stride Freq. [Hz] | 2.5                      | 2.6                      | 2.5                      | 2.4                      | 2.3                      |
| Avg. Stride Length [m] | 6.3                      | 7.5                      | 7.4                      | 7.2                      | 6.7                      |



- [ ] Ranking at each section and finish
- .-.- No data available at this section
- NA No data available



|                                |                |
|--------------------------------|----------------|
| Horse/Jockey Name              | Sneaky Shark   |
| Final Rank                     | 8              |
| Fastest Section Time (Section) | 0:10.45 (800m) |
| Top Speed [km/h] (Section)     | 69.3 (Overall) |
| Race State                     | Finished       |



Eagle Farm QLD Professional  
Race 4: MAGIC MILLIONS JAN 2025 BENCHMARK 70 Handicap  
- 1000m

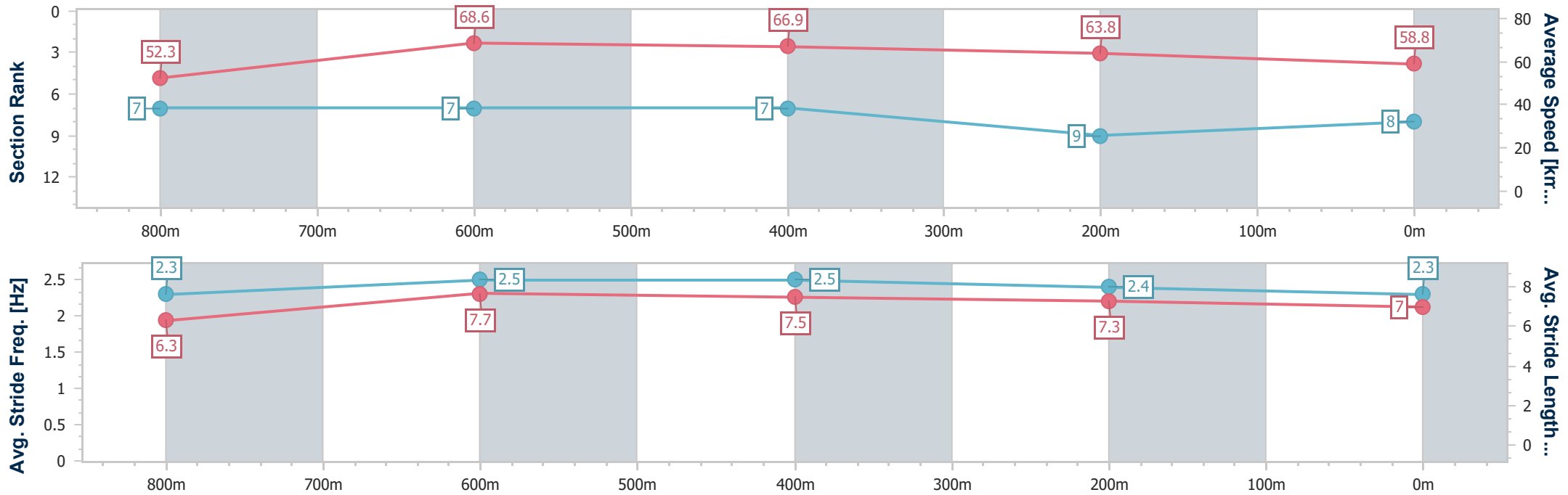


08 January 2025 - 15:58

BRISBANE  
RACING CLUB

Track Rating: Good 4, Weather: Fine, Rail Position: +9m Entire

| Section                | Overall                  | 800m                     | 600m                     | 400m                     | 200m                     |
|------------------------|--------------------------|--------------------------|--------------------------|--------------------------|--------------------------|
| Section Times          | 0:58.47 [8]<br>(0:13.75) | 0:44.72 [7]<br>(0:10.45) | 0:34.27 [7]<br>(0:10.75) | 0:23.52 [7]<br>(0:11.27) | 0:12.25 [9]<br>(0:12.25) |
| Average Speed [km/h]   | 52.3                     | 68.6                     | 66.9                     | 63.8                     | 58.8                     |
| Top Speed [km/h]       | 69.3                     | 69.3                     | 68.2                     | 65.8                     | 61.3                     |
| Avg. Dist. to Rail [m] | 1.9                      | 1.0                      | 1.0                      | 0.5                      | 3.7                      |
| Avg. Stride Freq. [Hz] | 2.3                      | 2.5                      | 2.5                      | 2.4                      | 2.3                      |
| Avg. Stride Length [m] | 6.3                      | 7.7                      | 7.5                      | 7.3                      | 7.0                      |



- [ ] Ranking at each section and finish
- .-.- No data available at this section
- NA No data available



|                                |                |
|--------------------------------|----------------|
| Horse/Jockey Name              | Wild Botanica  |
| Final Rank                     | 9              |
| Fastest Section Time (Section) | 0:10.61 (800m) |
| Top Speed [km/h] (Section)     | 69.4 (800m)    |
| Race State                     | DidNotFinish   |



Eagle Farm QLD Professional  
Race 4: MAGIC MILLIONS JAN 2025 BENCHMARK 70 Handicap  
- 1000m

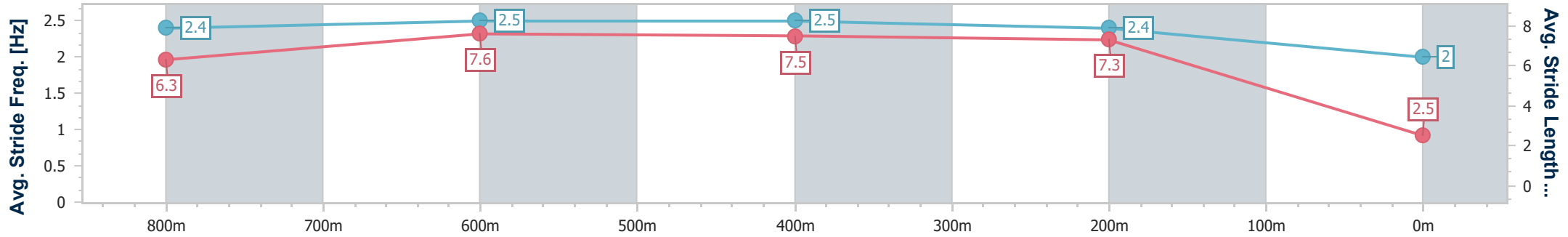
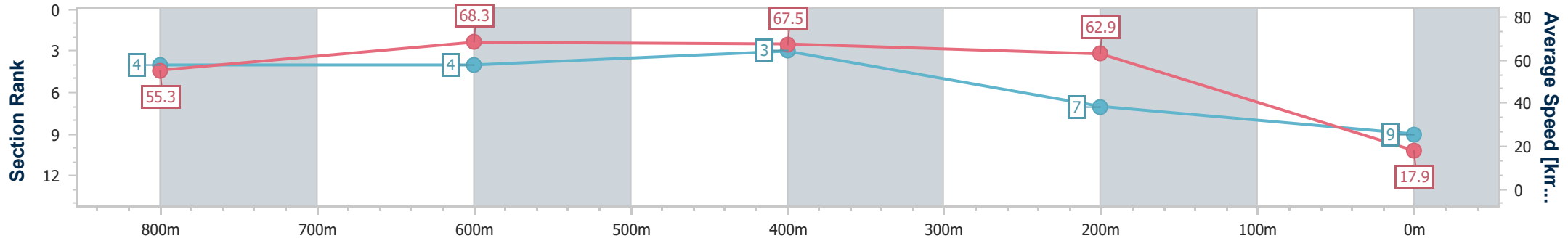


08 January 2025 - 15:58

BRISBANE  
RACING CLUB

Track Rating: Good 4, Weather: Fine, Rail Position: +9m Entire

| Section                | Overall                  | 800m                     | 600m                     | 400m                     | 200m                     |
|------------------------|--------------------------|--------------------------|--------------------------|--------------------------|--------------------------|
| Section Times          | 0:00.00 [9]<br>(0:13.09) | 0:00.00 [4]<br>(0:10.61) | 0:00.00 [4]<br>(0:10.70) | 0:00.00 [3]<br>(0:11.44) | 0:00.00 [7]<br>(0:42.25) |
| Average Speed [km/h]   | 55.3                     | 68.3                     | 67.5                     | 62.9                     | 17.9                     |
| Top Speed [km/h]       | 69.4                     | 69.4                     | 68.6                     | 67.7                     | 55.1                     |
| Avg. Dist. to Rail [m] | 1.3                      | 1.6                      | 0.7                      | 1.2                      | 13.0                     |
| Avg. Stride Freq. [Hz] | 2.4                      | 2.5                      | 2.5                      | 2.4                      | 2.0                      |
| Avg. Stride Length [m] | 6.3                      | 7.6                      | 7.5                      | 7.3                      | 2.5                      |



- [ ] Ranking at each section and finish
- .-.- No data available at this section
- NA No data available



# Eagle Farm QLD Professional

## Race 5: XXXX GOLD BENCHMARK 78 Handicap - 1845m

08 January 2025 - 16:34



BRISBANE  
RACING CLUB

Track Rating: Good 4, Weather: Fine, Rail Position: +9m Entire

| Section     |     |                                          |                      |                      |                      |                           |                           |                           |                           |                           |                           |                           |                        |     |
|-------------|-----|------------------------------------------|----------------------|----------------------|----------------------|---------------------------|---------------------------|---------------------------|---------------------------|---------------------------|---------------------------|---------------------------|------------------------|-----|
| Field Times |     | Overall                                  | 1600m                | 1400m                | 1200m                | 1000m                     | 800m                      | 600m                      | Last 600m                 |                           |                           |                           |                        |     |
|             |     | 1:51.98<br>(0:17.20)                     | 1:34.78<br>(0:11.62) | 1:23.16<br>(0:11.77) | 1:11.39<br>(0:12.01) | 0:59.38<br>(0:12.21)      | 0:47.17<br>(0:11.97)      | 0:35.20<br>(0:11.62)      | 0:35.20                   |                           |                           |                           |                        |     |
| Rank        | TAB | Horse/Jockey                             | Barrier              | Top Speed [km/h]     | Fastest Section      |                           |                           |                           |                           |                           |                           |                           | Distance Travelled [m] |     |
| 1           | 2   | <b>DIABLO BOLT</b><br>Dan McGillivray    | 1                    | 64.5<br>400m         | 0:11.28<br>600m      | 1:51.98 [1]<br>(0:17.29)  | 1:34.69 [3]<br>(0:11.77)  | 1:22.92 [4]<br>(0:11.77)  | 1:11.15 [5]<br>(0:12.14)  | 0:59.01 [5]<br>(0:12.35)  | 0:46.66 [6]<br>(0:12.09)  | 0:34.57 [7]<br>(0:11.28)  | 0:34.57                |     |
| 2           | 8   | <b>NAVAL SEAL</b><br>Andrew Mallyon      | 9                    | 65.7<br>400m         | 0:11.21<br>400m      | 1:52.09 [2]<br>(0:17.83)  | 1:34.26 [9]<br>(0:12.07)  | 1:22.19 [9]<br>(0:11.61)  | 1:10.58 [9]<br>(0:12.03)  | 0:58.55 [9]<br>(0:12.16)  | 0:46.39 [9]<br>(0:11.90)  | 0:34.49 [9]<br>(0:11.27)  | 0:34.49                | +2  |
| 3           | 7   | <b>ARTFUL GIRL</b><br>Robbie Dolan       | 5                    | 65.3<br>600m         | 0:11.41<br>400m      | 1:52.10 [3]<br>(0:17.41)  | 1:34.69 [4]<br>(0:12.04)  | 1:22.65 [6]<br>(0:11.74)  | 1:10.91 [6]<br>(0:11.97)  | 0:58.94 [6]<br>(0:12.01)  | 0:46.93 [5]<br>(0:12.06)  | 0:34.87 [5]<br>(0:11.57)  | 0:34.87                | +14 |
| 4           | 13  | <b>TEXAS FIREBALL</b><br>Damien Thornton | 7                    | 64.3<br>600m         | 0:11.42<br>600m      | 1:52.19 [4]<br>(0:17.20)  | 1:34.99 [1]<br>(0:11.62)  | 1:23.37 [1]<br>(0:11.77)  | 1:11.60 [1]<br>(0:12.16)  | 0:59.44 [4]<br>(0:12.31)  | 0:47.13 [4]<br>(0:12.00)  | 0:35.13 [4]<br>(0:11.42)  | 0:35.13                | +7  |
| 5           | 6   | <b>TWIGMAN</b><br>Michael Rodd           | 3                    | 64.9<br>400m         | 0:11.35<br>400m      | 1:52.42 [5]<br>(0:17.46)  | 1:34.96 [6]<br>(0:12.07)  | 1:22.89 [8]<br>(0:11.84)  | 1:11.05 [8]<br>(0:11.98)  | 0:59.07 [7]<br>(0:12.07)  | 0:47.00 [7]<br>(0:11.95)  | 0:35.05 [6]<br>(0:11.51)  | 0:35.05                | +7  |
| 6           | 1   | <b>CASHIN' CHEX</b><br>Jasper Franklin   | 4                    | 64.5<br>400m         | 0:11.40<br>400m      | 1:52.43 [6]<br>(0:17.96)  | 1:34.47 [10]<br>(0:12.09) | 1:22.38 [10]<br>(0:11.83) | 1:10.55 [10]<br>(0:11.83) | 0:58.72 [10]<br>(0:12.10) | 0:46.62 [10]<br>(0:11.83) | 0:34.79 [10]<br>(0:11.49) | 0:34.79                | +4  |
| 7           | 10  | <b>VAGUER</b><br>Ron Stewart             | 6                    | 63.8<br>600m         | 0:11.62<br>600m      | 1:52.47 [7]<br>(0:17.24)  | 1:35.23 [2]<br>(0:11.76)  | 1:23.47 [2]<br>(0:11.75)  | 1:11.72 [4]<br>(0:12.00)  | 0:59.72 [3]<br>(0:12.06)  | 0:47.66 [1]<br>(0:11.97)  | 0:35.69 [1]<br>(0:11.62)  | 0:35.69                | -2  |
| 8           | 4   | <b>LUCKY EXCHANGE</b><br>Les Tilley      | 2                    | 64.9<br>400m         | 0:11.42<br>600m      | 1:52.77 [8]<br>(0:17.66)  | 1:35.11 [8]<br>(0:11.87)  | 1:23.24 [7]<br>(0:11.72)  | 1:11.52 [7]<br>(0:12.13)  | 0:59.39 [8]<br>(0:12.26)  | 0:47.13 [8]<br>(0:11.88)  | 0:35.25 [8]<br>(0:11.42)  | 0:35.25                | -6  |
| 9           | 9   | <b>TUHINGA</b><br>Georgina Cartwright    | 8                    | 64.8<br>600m         | 0:11.47<br>600m      | 1:53.19 [9]<br>(0:17.43)  | 1:35.76 [5]<br>(0:11.67)  | 1:24.09 [5]<br>(0:11.54)  | 1:12.55 [3]<br>(0:11.99)  | 1:00.56 [2]<br>(0:12.35)  | 0:48.21 [2]<br>(0:12.04)  | 0:36.17 [3]<br>(0:11.47)  | 0:36.17                | +17 |
| 10          | 12  | <b>MOSZUR</b><br>Angela Jones            | 10                   | 64.7<br>1600m        | 0:11.56<br>1600m     | 1:53.97 [10]<br>(0:17.46) | 1:36.51 [6]<br>(0:11.56)  | 1:24.95 [3]<br>(0:11.60)  | 1:13.35 [2]<br>(0:11.98)  | 1:01.37 [1]<br>(0:12.40)  | 0:48.97 [3]<br>(0:12.01)  | 0:36.96 [2]<br>(0:11.58)  | 0:36.96                | +7  |

Scratched: Bering Sea (#3), Texas (#5), Disputed River (#11), Outburst (#14)

Report Created: Wed 8 January 2025 17:31 GMT+1 (Note: Timing is based on position data)

Page 1/12

[ ] Ranking at each section and finish  
 -:-:- No data available at this section  
 NA No data available

SCN Saddle cloth number  
 DNF Did not finish  
 DNT Did not track

data processed by TRIPLES DATA



# Eagle Farm QLD Professional

## Race 5: XXXX GOLD BENCHMARK 78 Handicap - 1845m

08 January 2025 - 16:34



BRISBANE  
RACING CLUB

Track Rating: Good 4, Weather: Fine, Rail Position: +9m Entire

| Section     |     |                                          |         | 400m                 | 200m                 |                           |                           | Last 600m |  |                        |             |
|-------------|-----|------------------------------------------|---------|----------------------|----------------------|---------------------------|---------------------------|-----------|--|------------------------|-------------|
| Field Times |     |                                          |         | 0:23.58<br>(0:11.53) | 0:12.05<br>(0:12.05) |                           |                           | 0:35.20   |  |                        |             |
| Rank        | TAB | Horse/Jockey                             | Barrier | Top Speed [km/h]     | Fastest Section      | Margin                    |                           |           |  | Distance Travelled [m] |             |
| 1           | 2   | <b>DIABLO BOLT</b><br>Dan McGillivray    | 1       | 64.5<br>400m         | 0:11.28<br>600m      | 0:23.29 [5]<br>(0:11.39)  | 0:11.90 [3]<br>(0:11.90)  | 1:51.98   |  |                        | 0:34.57     |
| 2           | 8   | <b>NAVAL SEAL</b><br>Andrew Mallyon      | 9       | 65.7<br>400m         | 0:11.21<br>400m      | 0:23.22 [7]<br>(0:11.21)  | 0:12.01 [4]<br>(0:12.01)  | 0.64L     |  |                        | 0:34.49 +2  |
| 3           | 7   | <b>ARTFUL GIRL</b><br>Robbie Dolan       | 5       | 65.3<br>600m         | 0:11.41<br>400m      | 0:23.30 [6]<br>(0:11.41)  | 0:11.89 [6]<br>(0:11.89)  | 0.7L      |  |                        | 0:34.87 +14 |
| 4           | 13  | <b>TEXAS FIREBALL</b><br>Damien Thornton | 7       | 64.3<br>600m         | 0:11.42<br>600m      | 0:23.71 [2]<br>(0:11.45)  | 0:12.26 [1]<br>(0:12.26)  | 1.25L     |  |                        | 0:35.13 +7  |
| 5           | 6   | <b>TWIGMAN</b><br>Michael Rodd           | 3       | 64.9<br>400m         | 0:11.35<br>400m      | 0:23.54 [8]<br>(0:11.35)  | 0:12.19 [7]<br>(0:12.19)  | 2.58L     |  |                        | 0:35.05 +7  |
| 6           | 1   | <b>CASHIN' CHEX</b><br>Jasper Franklin   | 4       | 64.5<br>400m         | 0:11.40<br>400m      | 0:23.30 [10]<br>(0:11.40) | 0:11.90 [9]<br>(0:11.90)  | 2.68L     |  |                        | 0:34.79 +4  |
| 7           | 10  | <b>VAGUER</b><br>Ron Stewart             | 6       | 63.8<br>600m         | 0:11.62<br>600m      | 0:24.07 [1]<br>(0:11.62)  | 0:12.45 [2]<br>(0:12.45)  | 2.87L     |  |                        | 0:35.69 -2  |
| 8           | 4   | <b>LUCKY EXCHANGE</b><br>Les Tilley      | 2       | 64.9<br>400m         | 0:11.42<br>600m      | 0:23.83 [9]<br>(0:11.45)  | 0:12.38 [8]<br>(0:12.38)  | 4.69L     |  |                        | 0:35.25 -6  |
| 9           | 9   | <b>TUHINGA</b><br>Georgina Cartwright    | 8       | 64.8<br>600m         | 0:11.47<br>600m      | 0:24.70 [3]<br>(0:11.67)  | 0:13.03 [5]<br>(0:13.03)  | 7.12L     |  |                        | 0:36.17 +17 |
| 10          | 12  | <b>MOSZUR</b><br>Angela Jones            | 10      | 64.7<br>1600m        | 0:11.56<br>1600m     | 0:25.38 [4]<br>(0:12.02)  | 0:13.36 [10]<br>(0:13.36) | 11.74L    |  |                        | 0:36.96 +7  |

Scratched: Bering Sea (#3), Texas (#5), Disputed River (#11), Outburst (#14)

Report Created: Wed 8 January 2025 17:31 GMT+1 (Note: Timing is based on position data)

Page 2/12

[ ] Ranking at each section and finish  
 -:-:- No data available at this section  
 NA No data available

SCN Saddle cloth number  
 DNF Did not finish  
 DNT Did not track

data processed by  TRIPLESDATA



|                                |                |
|--------------------------------|----------------|
| Horse/Jockey Name              | Diablo Bolt    |
| Final Rank                     | 1              |
| Fastest Section Time (Section) | 0:11.28 (600m) |
| Top Speed [km/h] (Section)     | 64.5 (400m)    |
| Race State                     | Finished       |



### Eagle Farm QLD Professional

Race 5: XXXX GOLD BENCHMARK 78 Handicap - 1845m

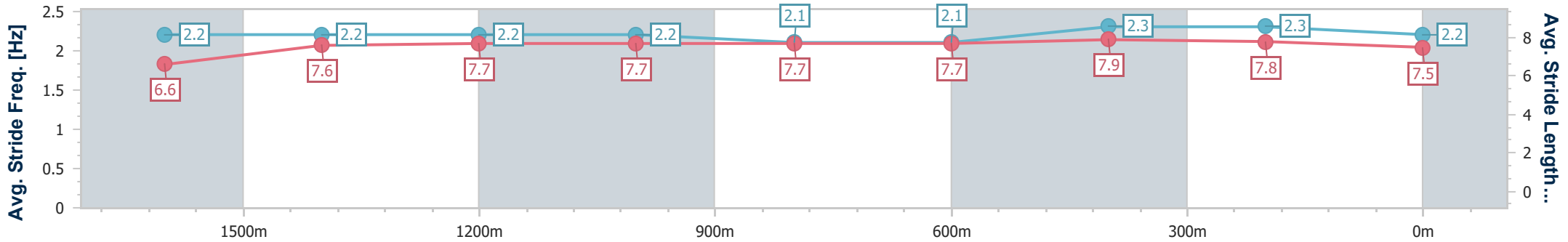
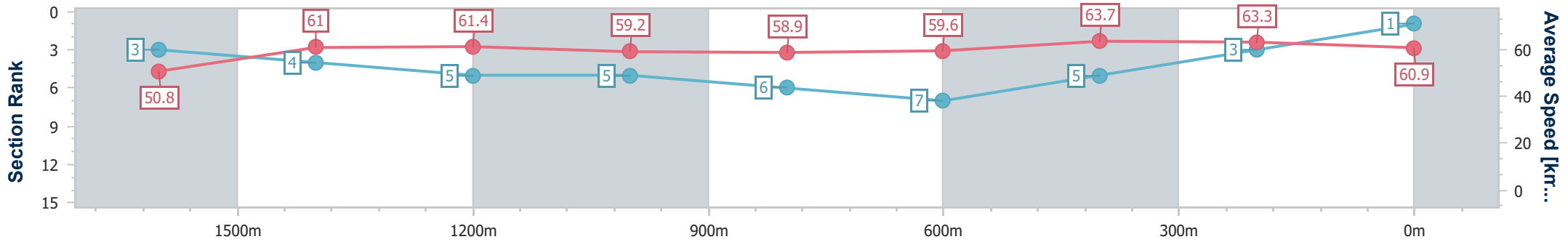
08 January 2025 - 16:34

Track Rating: Good 4, Weather: Fine, Rail Position: +9m Entire



BRISBANE RACING CLUB

| Section                | Overall                  | 1600m                    | 1400m                    | 1200m                    | 1000m                    | 800m                     | 600m                     | 400m                     | 200m                     |
|------------------------|--------------------------|--------------------------|--------------------------|--------------------------|--------------------------|--------------------------|--------------------------|--------------------------|--------------------------|
| Section Times          | 1:51.98 [1]<br>(0:17.29) | 1:34.69 [3]<br>(0:11.77) | 1:22.92 [4]<br>(0:11.77) | 1:11.15 [5]<br>(0:12.14) | 0:59.01 [5]<br>(0:12.35) | 0:46.66 [6]<br>(0:12.09) | 0:34.57 [7]<br>(0:11.28) | 0:23.29 [5]<br>(0:11.39) | 0:11.90 [3]<br>(0:11.90) |
| Average Speed [km/h]   | 50.8                     | 61.0                     | 61.4                     | 59.2                     | 58.9                     | 59.6                     | 63.7                     | 63.3                     | 60.9                     |
| Top Speed [km/h]       | 59.9                     | 62.2                     | 62.3                     | 61.1                     | 59.6                     | 61.3                     | 64.4                     | 64.5                     | 62.1                     |
| Avg. Dist. to Rail [m] | 2.0                      | 0.6                      | 1.1                      | 1.9                      | 1.4                      | 0.8                      | 0.7                      | 1.1                      | 0.7                      |
| Avg. Stride Freq. [Hz] | 2.2                      | 2.2                      | 2.2                      | 2.2                      | 2.1                      | 2.1                      | 2.3                      | 2.3                      | 2.2                      |
| Avg. Stride Length [m] | 6.6                      | 7.6                      | 7.7                      | 7.7                      | 7.7                      | 7.7                      | 7.9                      | 7.8                      | 7.5                      |



- [ ] Ranking at each section and finish
- .-.- No data available at this section
- NA No data available





|                                |                |
|--------------------------------|----------------|
| Horse/Jockey Name              | Naval Seal     |
| Final Rank                     | 2              |
| Fastest Section Time (Section) | 0:11.21 (400m) |
| Top Speed [km/h] (Section)     | 65.7 (400m)    |
| Race State                     | Finished       |



Eagle Farm QLD Professional

Race 5: XXXX GOLD BENCHMARK 78 Handicap - 1845m

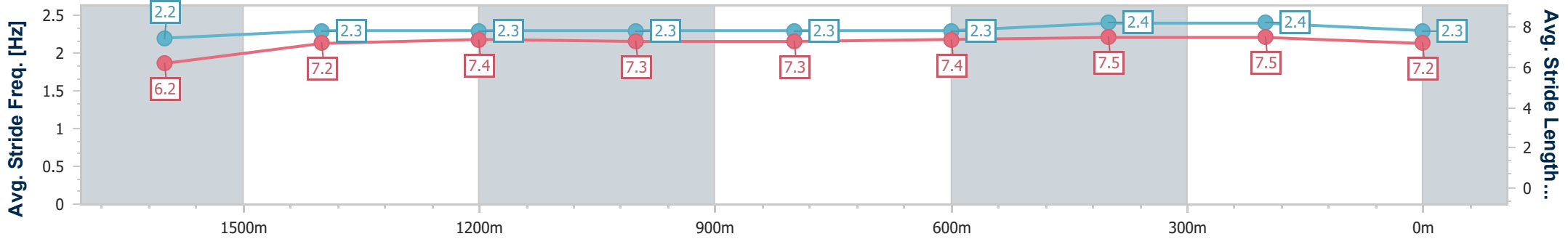
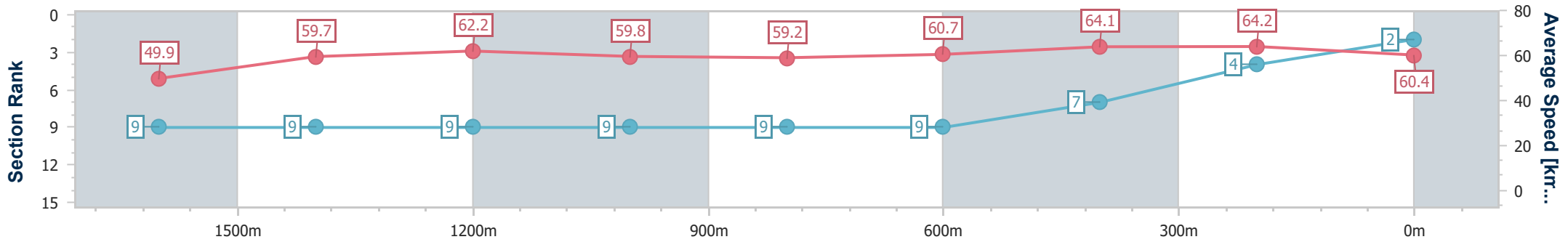
08 January 2025 - 16:34

Track Rating: Good 4, Weather: Fine, Rail Position: +9m Entire



BRISBANE RACING CLUB

| Section                | Overall                  | 1600m                    | 1400m                    | 1200m                    | 1000m                    | 800m                     | 600m                     | 400m                     | 200m                     |
|------------------------|--------------------------|--------------------------|--------------------------|--------------------------|--------------------------|--------------------------|--------------------------|--------------------------|--------------------------|
| Section Times          | 1:52.09 [2]<br>(0:17.83) | 1:34.26 [9]<br>(0:12.07) | 1:22.19 [9]<br>(0:11.61) | 1:10.58 [9]<br>(0:12.03) | 0:58.55 [9]<br>(0:12.16) | 0:46.39 [9]<br>(0:11.90) | 0:34.49 [9]<br>(0:11.27) | 0:23.22 [7]<br>(0:11.21) | 0:12.01 [4]<br>(0:12.01) |
| Average Speed [km/h]   | 49.9                     | 59.7                     | 62.2                     | 59.8                     | 59.2                     | 60.7                     | 64.1                     | 64.2                     | 60.4                     |
| Top Speed [km/h]       | 60.9                     | 60.9                     | 63.0                     | 61.8                     | 60.8                     | 61.8                     | 65.5                     | 65.7                     | 62.6                     |
| Avg. Dist. to Rail [m] | 5.3                      | 1.0                      | 0.4                      | 0.7                      | 0.2                      | 0.7                      | 1.1                      | 5.2                      | 5.7                      |
| Avg. Stride Freq. [Hz] | 2.2                      | 2.3                      | 2.3                      | 2.3                      | 2.3                      | 2.3                      | 2.4                      | 2.4                      | 2.3                      |
| Avg. Stride Length [m] | 6.2                      | 7.2                      | 7.4                      | 7.3                      | 7.3                      | 7.4                      | 7.5                      | 7.5                      | 7.2                      |



- [ ] Ranking at each section and finish
- .-.- No data available at this section
- NA No data available



|                                |                |
|--------------------------------|----------------|
| Horse/Jockey Name              | Artful Girl    |
| Final Rank                     | 3              |
| Fastest Section Time (Section) | 0:11.41 (400m) |
| Top Speed [km/h] (Section)     | 65.3 (600m)    |
| Race State                     | Finished       |



### Eagle Farm QLD Professional

Race 5: XXXX GOLD BENCHMARK 78 Handicap - 1845m

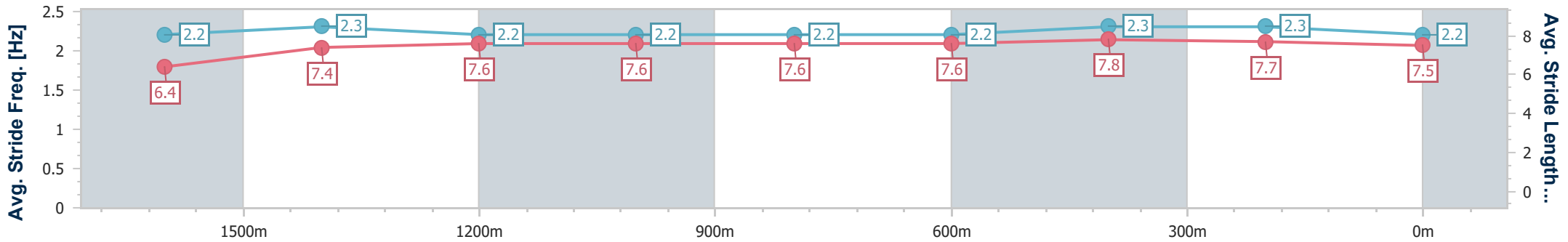
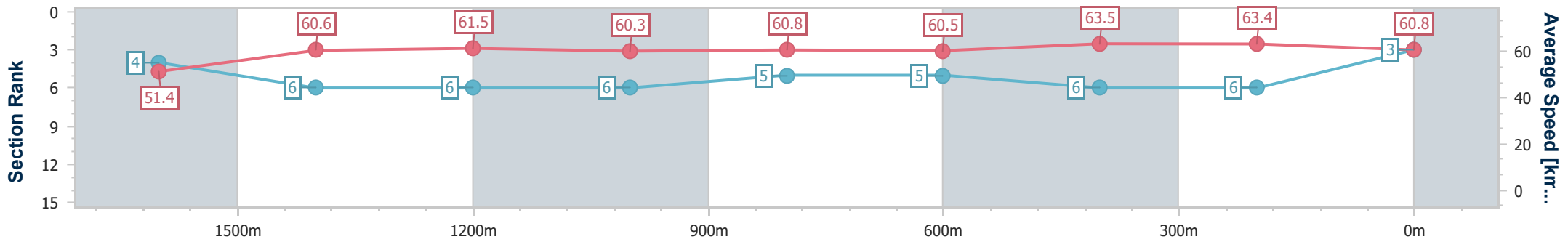
08 January 2025 - 16:34

Track Rating: Good 4, Weather: Fine, Rail Position: +9m Entire



BRISBANE RACING CLUB

| Section                | Overall                  | 1600m                    | 1400m                    | 1200m                    | 1000m                    | 800m                     | 600m                     | 400m                     | 200m                     |
|------------------------|--------------------------|--------------------------|--------------------------|--------------------------|--------------------------|--------------------------|--------------------------|--------------------------|--------------------------|
| Section Times          | 1:52.10 [3]<br>(0:17.41) | 1:34.69 [4]<br>(0:12.04) | 1:22.65 [6]<br>(0:11.74) | 1:10.91 [6]<br>(0:11.97) | 0:58.94 [6]<br>(0:12.01) | 0:46.93 [5]<br>(0:12.06) | 0:34.87 [5]<br>(0:11.57) | 0:23.30 [6]<br>(0:11.41) | 0:11.89 [6]<br>(0:11.89) |
| Average Speed [km/h]   | 51.4                     | 60.6                     | 61.5                     | 60.3                     | 60.8                     | 60.5                     | 63.5                     | 63.4                     | 60.8                     |
| Top Speed [km/h]       | 62.8                     | 61.6                     | 62.3                     | 61.7                     | 62.0                     | 62.1                     | 65.3                     | 64.7                     | 62.3                     |
| Avg. Dist. to Rail [m] | 5.0                      | 3.7                      | 2.9                      | 3.0                      | 2.8                      | 3.8                      | 4.5                      | 7.6                      | 8.3                      |
| Avg. Stride Freq. [Hz] | 2.2                      | 2.3                      | 2.2                      | 2.2                      | 2.2                      | 2.2                      | 2.3                      | 2.3                      | 2.2                      |
| Avg. Stride Length [m] | 6.4                      | 7.4                      | 7.6                      | 7.6                      | 7.6                      | 7.6                      | 7.8                      | 7.7                      | 7.5                      |



- [ ] Ranking at each section and finish
- .-.- No data available at this section
- NA No data available



|                                |                |
|--------------------------------|----------------|
| Horse/Jockey Name              | Texas Fireball |
| Final Rank                     | 4              |
| Fastest Section Time (Section) | 0:11.42 (600m) |
| Top Speed [km/h] (Section)     | 64.3 (600m)    |
| Race State                     | Finished       |



### Eagle Farm QLD Professional

Race 5: XXXX GOLD BENCHMARK 78 Handicap - 1845m

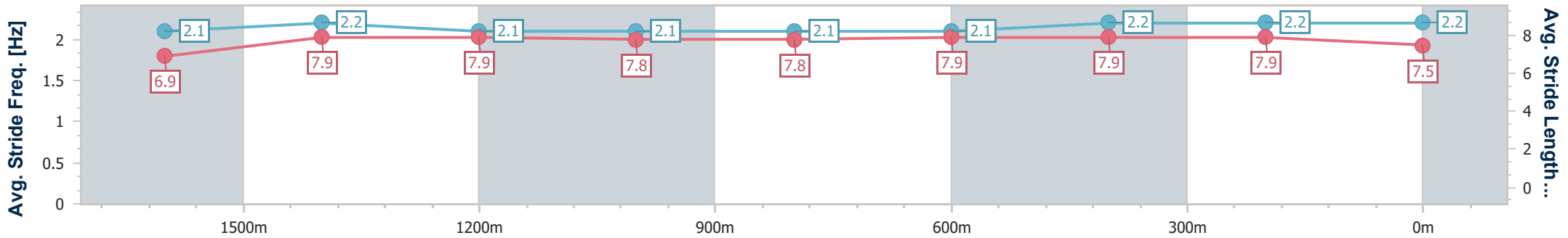
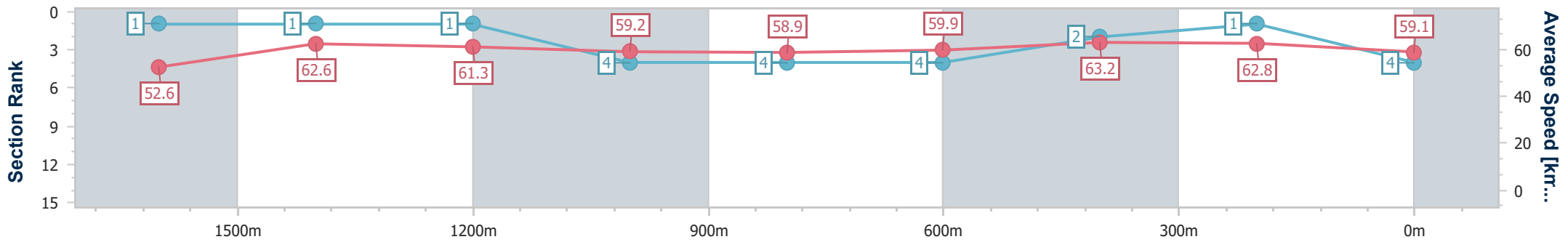
08 January 2025 - 16:34

Track Rating: Good 4, Weather: Fine, Rail Position: +9m Entire



BRISBANE RACING CLUB

| Section                | Overall                  | 1600m                    | 1400m                    | 1200m                    | 1000m                    | 800m                     | 600m                     | 400m                     | 200m                     |
|------------------------|--------------------------|--------------------------|--------------------------|--------------------------|--------------------------|--------------------------|--------------------------|--------------------------|--------------------------|
| Section Times          | 1:52.19 [4]<br>(0:17.20) | 1:34.99 [1]<br>(0:11.62) | 1:23.37 [1]<br>(0:11.77) | 1:11.60 [1]<br>(0:12.16) | 0:59.44 [4]<br>(0:12.31) | 0:47.13 [4]<br>(0:12.00) | 0:35.13 [4]<br>(0:11.42) | 0:23.71 [2]<br>(0:11.45) | 0:12.26 [1]<br>(0:12.26) |
| Average Speed [km/h]   | 52.6                     | 62.6                     | 61.3                     | 59.2                     | 58.9                     | 59.9                     | 63.2                     | 62.8                     | 59.1                     |
| Top Speed [km/h]       | 62.6                     | 63.5                     | 62.3                     | 60.4                     | 60.1                     | 61.6                     | 64.3                     | 63.7                     | 61.3                     |
| Avg. Dist. to Rail [m] | 7.3                      | 3.4                      | 1.2                      | 1.7                      | 0.9                      | 0.6                      | 1.0                      | 3.7                      | 4.5                      |
| Avg. Stride Freq. [Hz] | 2.1                      | 2.2                      | 2.1                      | 2.1                      | 2.1                      | 2.1                      | 2.2                      | 2.2                      | 2.2                      |
| Avg. Stride Length [m] | 6.9                      | 7.9                      | 7.9                      | 7.8                      | 7.8                      | 7.9                      | 7.9                      | 7.9                      | 7.5                      |



- [ ] Ranking at each section and finish
- .-.- No data available at this section
- NA No data available



|                                |                |
|--------------------------------|----------------|
| Horse/Jockey Name              | Twigman        |
| Final Rank                     | 5              |
| Fastest Section Time (Section) | 0:11.35 (400m) |
| Top Speed [km/h] (Section)     | 64.9 (400m)    |
| Race State                     | Finished       |



Eagle Farm QLD Professional

Race 5: XXXX GOLD BENCHMARK 78 Handicap - 1845m

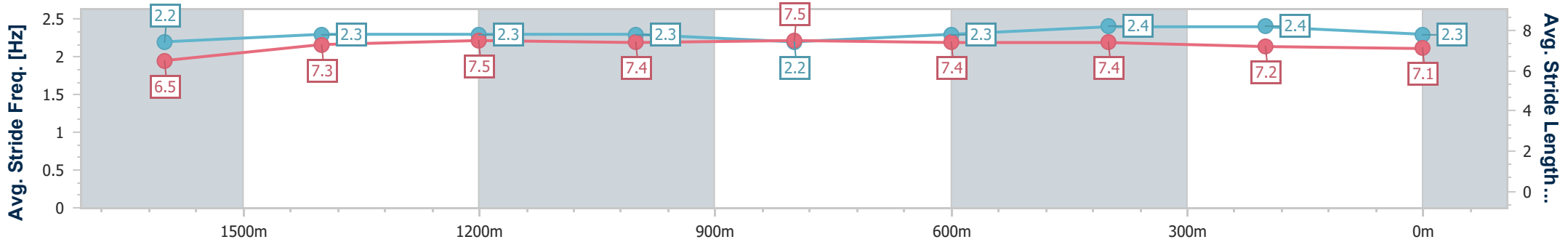
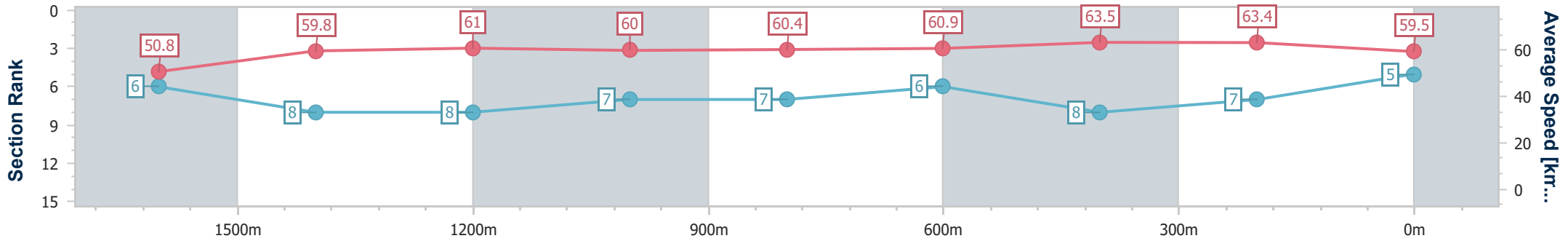
08 January 2025 - 16:34

Track Rating: Good 4, Weather: Fine, Rail Position: +9m Entire



BRISBANE RACING CLUB

| Section                | Overall                  | 1600m                    | 1400m                    | 1200m                    | 1000m                    | 800m                     | 600m                     | 400m                     | 200m                     |
|------------------------|--------------------------|--------------------------|--------------------------|--------------------------|--------------------------|--------------------------|--------------------------|--------------------------|--------------------------|
| Section Times          | 1:52.42 [5]<br>(0:17.46) | 1:34.96 [6]<br>(0:12.07) | 1:22.89 [8]<br>(0:11.84) | 1:11.05 [8]<br>(0:11.98) | 0:59.07 [7]<br>(0:12.07) | 0:47.00 [7]<br>(0:11.95) | 0:35.05 [6]<br>(0:11.51) | 0:23.54 [8]<br>(0:11.35) | 0:12.19 [7]<br>(0:12.19) |
| Average Speed [km/h]   | 50.8                     | 59.8                     | 61.0                     | 60.0                     | 60.4                     | 60.9                     | 63.5                     | 63.4                     | 59.5                     |
| Top Speed [km/h]       | 60.4                     | 61.0                     | 62.1                     | 62.4                     | 61.3                     | 61.9                     | 64.8                     | 64.9                     | 61.7                     |
| Avg. Dist. to Rail [m] | 3.2                      | 1.5                      | 0.8                      | 1.6                      | 2.1                      | 2.2                      | 3.3                      | 7.6                      | 8.9                      |
| Avg. Stride Freq. [Hz] | 2.2                      | 2.3                      | 2.3                      | 2.3                      | 2.2                      | 2.3                      | 2.4                      | 2.4                      | 2.3                      |
| Avg. Stride Length [m] | 6.5                      | 7.3                      | 7.5                      | 7.4                      | 7.5                      | 7.4                      | 7.4                      | 7.2                      | 7.1                      |



- [ ] Ranking at each section and finish
- .-.- No data available at this section
- NA No data available



|                                |                |
|--------------------------------|----------------|
| Horse/Jockey Name              | Cashin' Chex   |
| Final Rank                     | 6              |
| Fastest Section Time (Section) | 0:11.40 (400m) |
| Top Speed [km/h] (Section)     | 64.5 (400m)    |
| Race State                     | Finished       |



Eagle Farm QLD Professional

Race 5: XXXX GOLD BENCHMARK 78 Handicap - 1845m

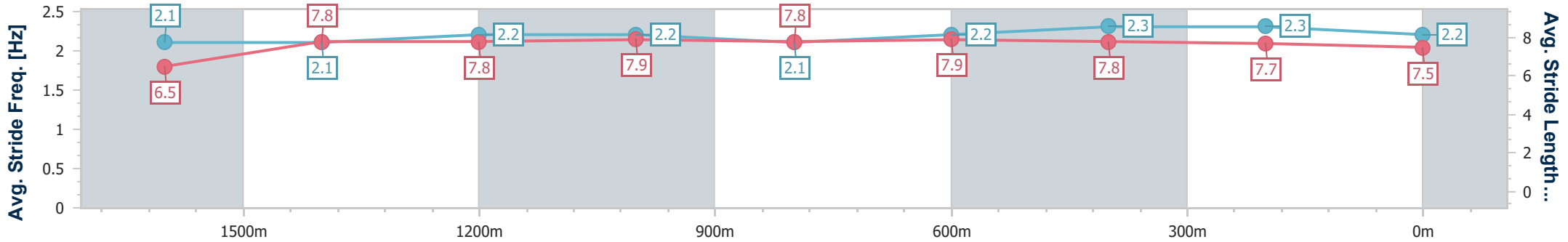
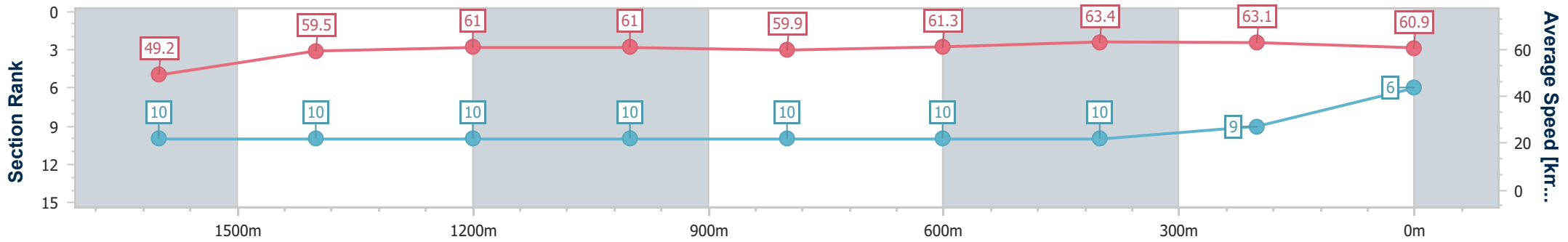
08 January 2025 - 16:34

Track Rating: Good 4, Weather: Fine, Rail Position: +9m Entire



BRISBANE RACING CLUB

| Section                | Overall                  | 1600m                     | 1400m                     | 1200m                     | 1000m                     | 800m                      | 600m                      | 400m                      | 200m                     |
|------------------------|--------------------------|---------------------------|---------------------------|---------------------------|---------------------------|---------------------------|---------------------------|---------------------------|--------------------------|
| Section Times          | 1:52.43 [6]<br>(0:17.96) | 1:34.47 [10]<br>(0:12.09) | 1:22.38 [10]<br>(0:11.83) | 1:10.55 [10]<br>(0:11.83) | 0:58.72 [10]<br>(0:12.10) | 0:46.62 [10]<br>(0:11.83) | 0:34.79 [10]<br>(0:11.49) | 0:23.30 [10]<br>(0:11.40) | 0:11.90 [9]<br>(0:11.90) |
| Average Speed [km/h]   | 49.2                     | 59.5                      | 61.0                      | 61.0                      | 59.9                      | 61.3                      | 63.4                      | 63.1                      | 60.9                     |
| Top Speed [km/h]       | 59.9                     | 60.4                      | 62.5                      | 63.1                      | 61.3                      | 62.5                      | 64.4                      | 64.5                      | 62.9                     |
| Avg. Dist. to Rail [m] | 2.7                      | 0.3                       | 0.7                       | 1.2                       | 1.5                       | 2.2                       | 2.4                       | 4.1                       | 4.9                      |
| Avg. Stride Freq. [Hz] | 2.1                      | 2.1                       | 2.2                       | 2.2                       | 2.1                       | 2.2                       | 2.3                       | 2.3                       | 2.2                      |
| Avg. Stride Length [m] | 6.5                      | 7.8                       | 7.8                       | 7.9                       | 7.8                       | 7.9                       | 7.8                       | 7.7                       | 7.5                      |



- [ ] Ranking at each section and finish
- .-.- No data available at this section
- NA No data available



|                                |                |
|--------------------------------|----------------|
| Horse/Jockey Name              | Vaguer         |
| Final Rank                     | 7              |
| Fastest Section Time (Section) | 0:11.62 (600m) |
| Top Speed [km/h] (Section)     | 63.8 (600m)    |
| Race State                     | Finished       |



Eagle Farm QLD Professional

Race 5: XXXX GOLD BENCHMARK 78 Handicap - 1845m

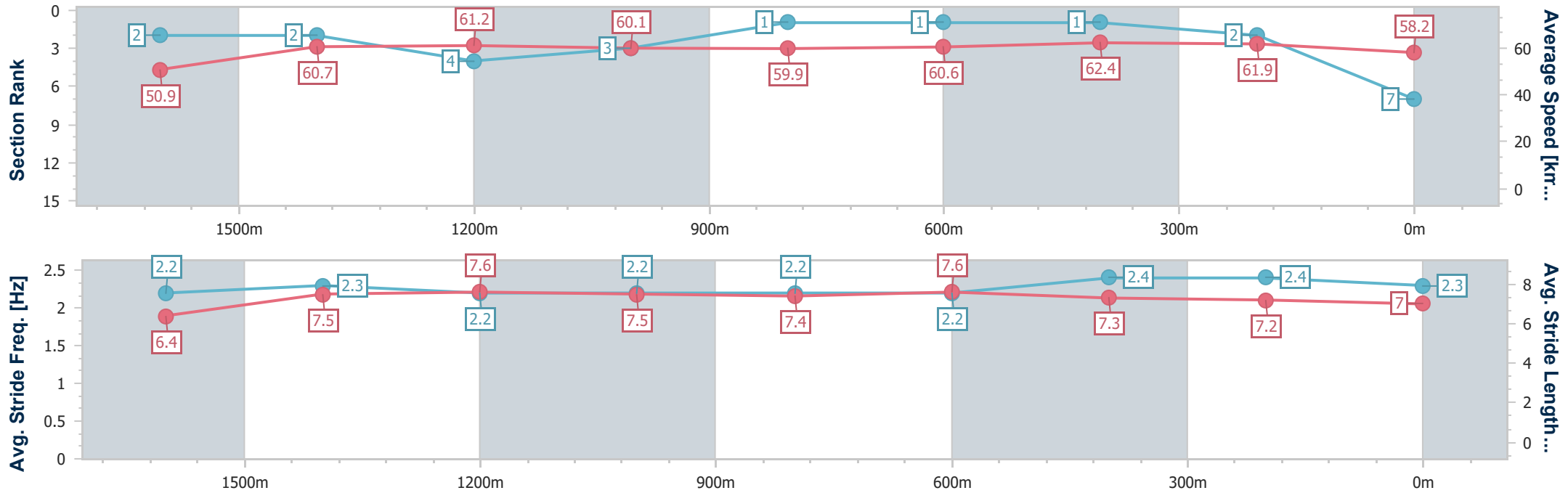
08 January 2025 - 16:34

Track Rating: Good 4, Weather: Fine, Rail Position: +9m Entire



BRISBANE RACING CLUB

| Section                | Overall                  | 1600m                    | 1400m                    | 1200m                    | 1000m                    | 800m                     | 600m                     | 400m                     | 200m                     |
|------------------------|--------------------------|--------------------------|--------------------------|--------------------------|--------------------------|--------------------------|--------------------------|--------------------------|--------------------------|
| Section Times          | 1:52.47 [7]<br>(0:17.24) | 1:35.23 [2]<br>(0:11.76) | 1:23.47 [2]<br>(0:11.75) | 1:11.72 [4]<br>(0:12.00) | 0:59.72 [3]<br>(0:12.06) | 0:47.66 [1]<br>(0:11.97) | 0:35.69 [1]<br>(0:11.62) | 0:24.07 [1]<br>(0:11.62) | 0:12.45 [2]<br>(0:12.45) |
| Average Speed [km/h]   | 50.9                     | 60.7                     | 61.2                     | 60.1                     | 59.9                     | 60.6                     | 62.4                     | 61.9                     | 58.2                     |
| Top Speed [km/h]       | 61.4                     | 62.0                     | 61.9                     | 61.4                     | 60.9                     | 61.8                     | 63.8                     | 63.6                     | 60.3                     |
| Avg. Dist. to Rail [m] | 4.1                      | 1.9                      | 1.1                      | 0.2                      | 0.9                      | 1.2                      | 1.8                      | 2.2                      | 2.3                      |
| Avg. Stride Freq. [Hz] | 2.2                      | 2.3                      | 2.2                      | 2.2                      | 2.2                      | 2.2                      | 2.4                      | 2.4                      | 2.3                      |
| Avg. Stride Length [m] | 6.4                      | 7.5                      | 7.6                      | 7.5                      | 7.4                      | 7.6                      | 7.3                      | 7.2                      | 7.0                      |



- [ ] Ranking at each section and finish
- .-.- No data available at this section
- NA No data available



|                                |                |
|--------------------------------|----------------|
| Horse/Jockey Name              | Lucky Exchange |
| Final Rank                     | 8              |
| Fastest Section Time (Section) | 0:11.42 (600m) |
| Top Speed [km/h] (Section)     | 64.9 (400m)    |
| Race State                     | Finished       |



### Eagle Farm QLD Professional

Race 5: XXXX GOLD BENCHMARK 78 Handicap - 1845m

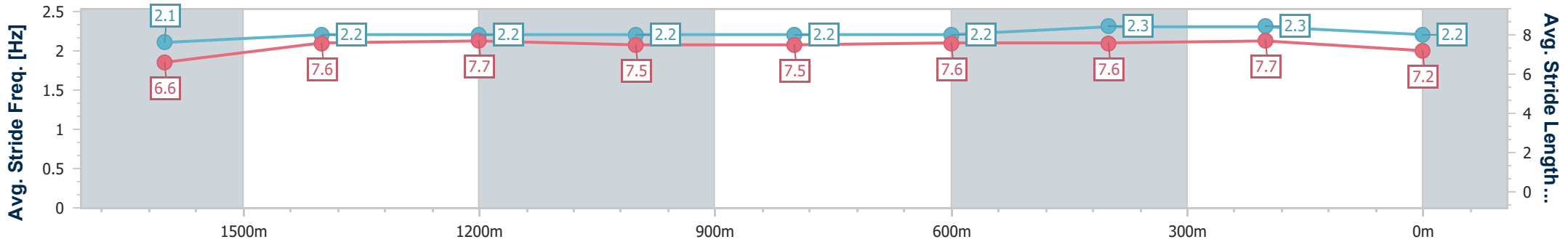
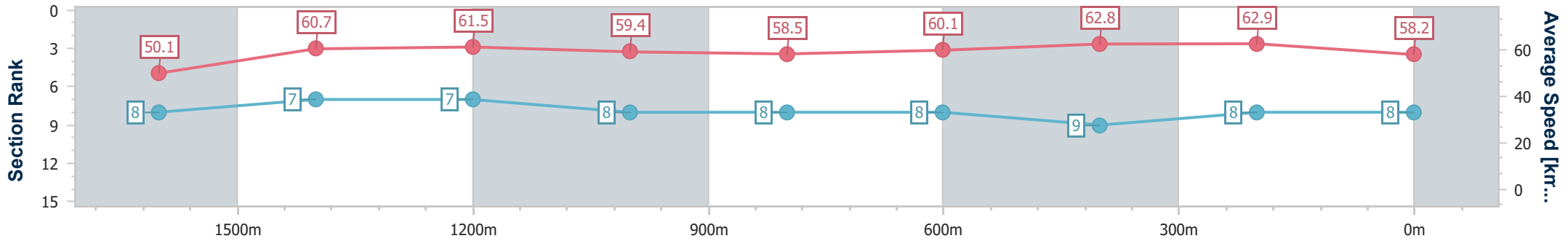
08 January 2025 - 16:34

Track Rating: Good 4, Weather: Fine, Rail Position: +9m Entire



BRISBANE RACING CLUB

| Section                | Overall                  | 1600m                    | 1400m                    | 1200m                    | 1000m                    | 800m                     | 600m                     | 400m                     | 200m                     |
|------------------------|--------------------------|--------------------------|--------------------------|--------------------------|--------------------------|--------------------------|--------------------------|--------------------------|--------------------------|
| Section Times          | 1:52.77 [8]<br>(0:17.66) | 1:35.11 [8]<br>(0:11.87) | 1:23.24 [7]<br>(0:11.72) | 1:11.52 [7]<br>(0:12.13) | 0:59.39 [8]<br>(0:12.26) | 0:47.13 [8]<br>(0:11.88) | 0:35.25 [8]<br>(0:11.42) | 0:23.83 [9]<br>(0:11.45) | 0:12.38 [8]<br>(0:12.38) |
| Average Speed [km/h]   | 50.1                     | 60.7                     | 61.5                     | 59.4                     | 58.5                     | 60.1                     | 62.8                     | 62.9                     | 58.2                     |
| Top Speed [km/h]       | 60.5                     | 62.4                     | 62.7                     | 61.0                     | 59.5                     | 62.3                     | 63.2                     | 64.9                     | 60.9                     |
| Avg. Dist. to Rail [m] | 2.0                      | 0.6                      | 0.8                      | 1.6                      | 0.5                      | 1.7                      | 1.2                      | 2.4                      | 4.4                      |
| Avg. Stride Freq. [Hz] | 2.1                      | 2.2                      | 2.2                      | 2.2                      | 2.2                      | 2.2                      | 2.3                      | 2.3                      | 2.2                      |
| Avg. Stride Length [m] | 6.6                      | 7.6                      | 7.7                      | 7.5                      | 7.5                      | 7.6                      | 7.6                      | 7.7                      | 7.2                      |



- [ ] Ranking at each section and finish
- .-.- No data available at this section
- NA No data available



|                                |                |
|--------------------------------|----------------|
| Horse/Jockey Name              | Tuhinga        |
| Final Rank                     | 9              |
| Fastest Section Time (Section) | 0:11.47 (600m) |
| Top Speed [km/h] (Section)     | 64.8 (600m)    |
| Race State                     | Finished       |



### Eagle Farm QLD Professional

Race 5: XXXX GOLD BENCHMARK 78 Handicap - 1845m

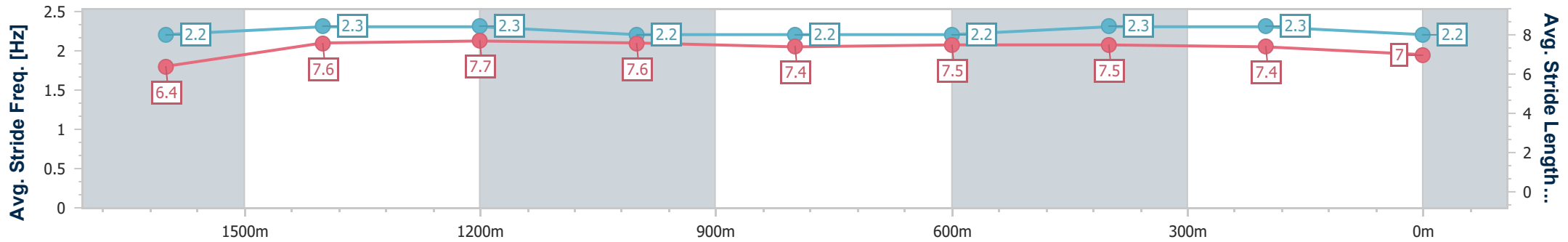
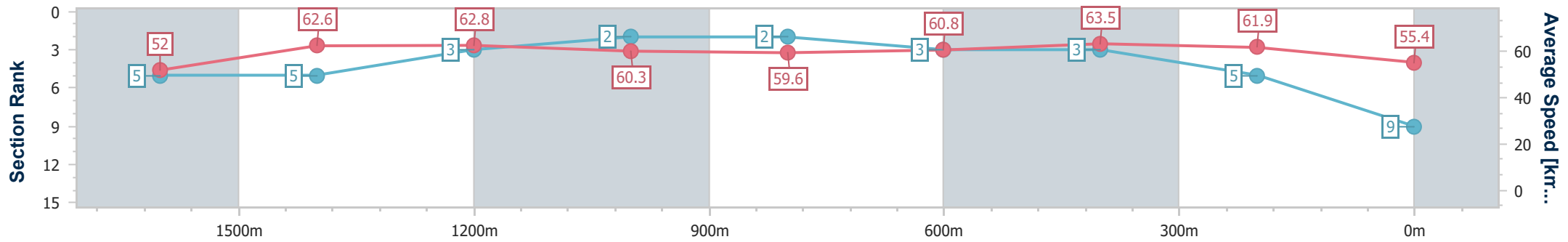
08 January 2025 - 16:34

Track Rating: Good 4, Weather: Fine, Rail Position: +9m Entire



BRISBANE RACING CLUB

| Section                | Overall                  | 1600m                    | 1400m                    | 1200m                    | 1000m                    | 800m                     | 600m                     | 400m                     | 200m                     |
|------------------------|--------------------------|--------------------------|--------------------------|--------------------------|--------------------------|--------------------------|--------------------------|--------------------------|--------------------------|
| Section Times          | 1:53.19 [9]<br>(0:17.43) | 1:35.76 [5]<br>(0:11.67) | 1:24.09 [5]<br>(0:11.54) | 1:12.55 [3]<br>(0:11.99) | 1:00.56 [2]<br>(0:12.35) | 0:48.21 [2]<br>(0:12.04) | 0:36.17 [3]<br>(0:11.47) | 0:24.70 [3]<br>(0:11.67) | 0:13.03 [5]<br>(0:13.03) |
| Average Speed [km/h]   | 52.0                     | 62.6                     | 62.8                     | 60.3                     | 59.6                     | 60.8                     | 63.5                     | 61.9                     | 55.4                     |
| Top Speed [km/h]       | 62.9                     | 63.5                     | 64.5                     | 61.5                     | 61.4                     | 62.5                     | 64.8                     | 63.8                     | 59.1                     |
| Avg. Dist. to Rail [m] | 8.0                      | 5.8                      | 4.5                      | 5.0                      | 4.7                      | 3.5                      | 2.7                      | 3.1                      | 3.3                      |
| Avg. Stride Freq. [Hz] | 2.2                      | 2.3                      | 2.3                      | 2.2                      | 2.2                      | 2.2                      | 2.3                      | 2.3                      | 2.2                      |
| Avg. Stride Length [m] | 6.4                      | 7.6                      | 7.7                      | 7.6                      | 7.4                      | 7.5                      | 7.5                      | 7.4                      | 7.0                      |



- [ ] Ranking at each section and finish
- .-.- No data available at this section
- NA No data available





|                                |                 |
|--------------------------------|-----------------|
| Horse/Jockey Name              | Mozsur          |
| Final Rank                     | 10              |
| Fastest Section Time (Section) | 0:11.56 (1600m) |
| Top Speed [km/h] (Section)     | 64.7 (1600m)    |
| Race State                     | Finished        |



### Eagle Farm QLD Professional

Race 5: XXXX GOLD BENCHMARK 78 Handicap - 1845m

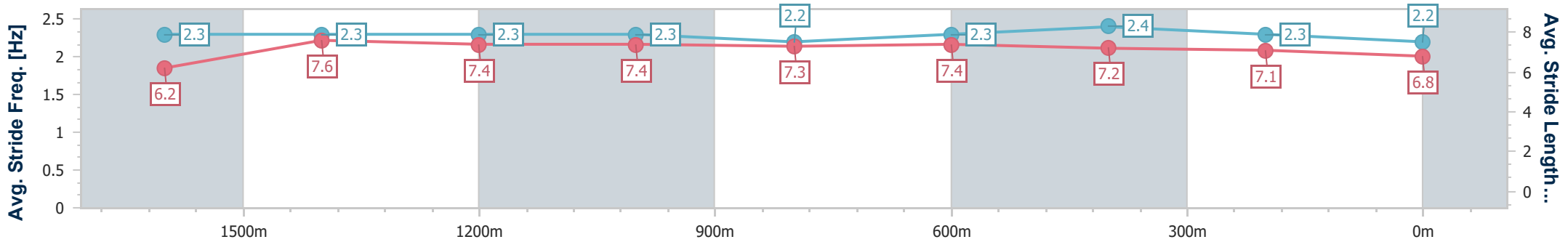
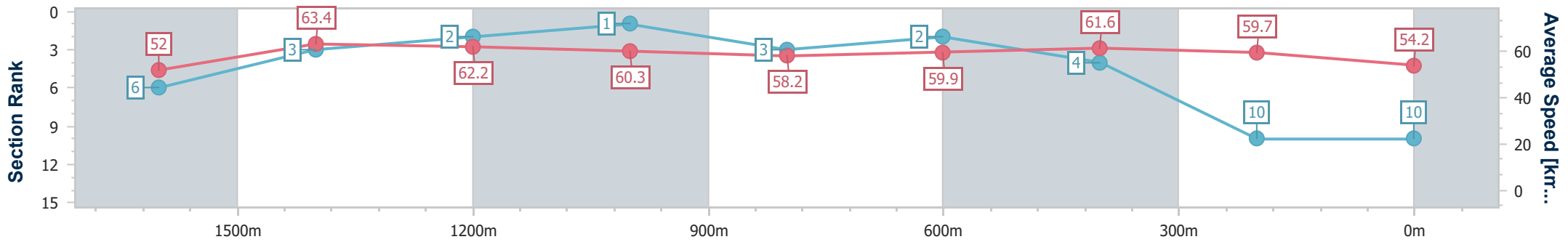
08 January 2025 - 16:34

Track Rating: Good 4, Weather: Fine, Rail Position: +9m Entire



BRISBANE RACING CLUB

| Section                | Overall                   | 1600m                    | 1400m                    | 1200m                    | 1000m                    | 800m                     | 600m                     | 400m                     | 200m                      |  |  |  |  |
|------------------------|---------------------------|--------------------------|--------------------------|--------------------------|--------------------------|--------------------------|--------------------------|--------------------------|---------------------------|--|--|--|--|
| Section Times          | 1:53.97 [10]<br>(0:17.46) | 1:36.51 [6]<br>(0:11.56) | 1:24.95 [3]<br>(0:11.60) | 1:13.35 [2]<br>(0:11.98) | 1:01.37 [1]<br>(0:12.40) | 0:48.97 [3]<br>(0:12.01) | 0:36.96 [2]<br>(0:11.58) | 0:25.38 [4]<br>(0:12.02) | 0:13.36 [10]<br>(0:13.36) |  |  |  |  |
| Average Speed [km/h]   | 52.0                      | 63.4                     | 62.2                     | 60.3                     | 58.2                     | 59.9                     | 61.6                     | 59.7                     | 54.2                      |  |  |  |  |
| Top Speed [km/h]       | 63.5                      | 64.7                     | 64.4                     | 62.1                     | 60.4                     | 60.9                     | 62.3                     | 62.2                     | 58.0                      |  |  |  |  |
| Avg. Dist. to Rail [m] | 9.5                       | 5.3                      | 2.6                      | 2.8                      | 0.9                      | 0.9                      | 2.2                      | 1.0                      | 0.4                       |  |  |  |  |
| Avg. Stride Freq. [Hz] | 2.3                       | 2.3                      | 2.3                      | 2.3                      | 2.2                      | 2.3                      | 2.4                      | 2.3                      | 2.2                       |  |  |  |  |
| Avg. Stride Length [m] | 6.2                       | 7.6                      | 7.4                      | 7.4                      | 7.3                      | 7.4                      | 7.2                      | 7.1                      | 6.8                       |  |  |  |  |



- [ ] Ranking at each section and finish
- .-.- No data available at this section
- NA No data available



# Eagle Farm QLD Professional

## Race 6: GALLOPERS SPORTS CLUB Class 1 Handicap - 1200m

08 January 2025 - 17:14



BRISBANE  
RACING CLUB

Track Rating: Good 4, Weather: Fine, Rail Position: +9m Entire

| Section     |     |                                  |                      |                      |                      |                           |                           |                           |                           |                           |                           | Last 600m |                        |    |
|-------------|-----|----------------------------------|----------------------|----------------------|----------------------|---------------------------|---------------------------|---------------------------|---------------------------|---------------------------|---------------------------|-----------|------------------------|----|
| Field Times |     | Overall                          | 1000m                | 800m                 | 600m                 | 400m                      | 200m                      |                           |                           |                           |                           |           | 0:34.22                |    |
|             |     | 1:09.58<br>(0:13.78)             | 0:55.80<br>(0:10.79) | 0:45.01<br>(0:10.79) | 0:34.22<br>(0:11.12) | 0:23.10<br>(0:10.88)      | 0:12.22<br>(0:12.22)      |                           |                           |                           |                           |           |                        |    |
| Rank        | TAB | Horse/Jockey                     | Barrier              | Top Speed [km/h]     | Fastest Section      |                           |                           |                           |                           |                           |                           | Margin    | Distance Travelled [m] |    |
| 1           | 15  | CASPERNOVA<br>Vlad Duric         | 7                    | 68.9<br>Overall      | 0:10.81<br>800m      | 1:09.58 [1]<br>(0:13.78)  | 0:55.80 [1]<br>(0:10.88)  | 0:44.92 [2]<br>(0:10.81)  | 0:34.11 [2]<br>(0:11.01)  | 0:23.10 [1]<br>(0:10.88)  | 0:12.22 [1]<br>(0:12.22)  | 1:09.58   | 0:34.11                |    |
| 2           | 11  | MIST OF DAWN<br>Ron Stewart      | 8                    | 67.4<br>400m         | 0:10.90<br>800m      | 1:10.03 [2]<br>(0:14.27)  | 0:55.76 [9]<br>(0:11.07)  | 0:44.69 [9]<br>(0:10.90)  | 0:33.79 [9]<br>(0:11.07)  | 0:22.72 [8]<br>(0:10.93)  | 0:11.79 [7]<br>(0:11.79)  | 2.65L     | 0:33.79                | -2 |
| 3           | 1   | BOOMSTER<br>Robbie Dolan         | 9                    | 68.6<br>1000m        | 0:10.84<br>1000m     | 1:10.18 [3]<br>(0:13.84)  | 0:56.34 [4]<br>(0:10.84)  | 0:45.50 [3]<br>(0:10.97)  | 0:34.53 [3]<br>(0:11.15)  | 0:23.38 [3]<br>(0:11.14)  | 0:12.24 [3]<br>(0:12.24)  | 3.54L     | 0:34.53                | +6 |
| 4           | 4   | CERTAINLYCAN<br>James Orman      | 2                    | 68.3<br>1000m        | 0:10.95<br>400m      | 1:10.35 [4]<br>(0:13.80)  | 0:56.55 [3]<br>(0:10.98)  | 0:45.57 [4]<br>(0:11.03)  | 0:34.54 [5]<br>(0:11.05)  | 0:23.49 [4]<br>(0:10.95)  | 0:12.54 [2]<br>(0:12.54)  | 4.53L     | 0:34.54                | +6 |
| 5           | 20  | SUPERZOOM<br>Justin Huxtable     | 5                    | 67.6<br>600m         | 0:10.95<br>400m      | 1:10.37 [5]<br>(0:13.99)  | 0:56.38 [7]<br>(0:10.97)  | 0:45.41 [6]<br>(0:11.11)  | 0:34.30 [7]<br>(0:11.22)  | 0:23.08 [7]<br>(0:10.95)  | 0:12.13 [6]<br>(0:12.13)  | 4.63L     | 0:34.30                | +5 |
| 6           | 3   | SOUTH SEA<br>Boris Thornton      | 3                    | 66.5<br>800m         | 0:10.97<br>800m      | 1:10.37 [6]<br>(0:13.92)  | 0:56.45 [6]<br>(0:11.09)  | 0:45.36 [7]<br>(0:10.97)  | 0:34.39 [6]<br>(0:11.09)  | 0:23.30 [6]<br>(0:11.17)  | 0:12.13 [5]<br>(0:12.13)  | 4.67L     | 0:34.39                | +0 |
| 7           | 10  | BERNICE'S SPIRIT<br>Luke Dempsey | 6                    | 67.0<br>1000m        | 0:11.02<br>800m      | 1:10.48 [7]<br>(0:14.16)  | 0:56.32 [8]<br>(0:11.03)  | 0:45.29 [8]<br>(0:11.02)  | 0:34.27 [8]<br>(0:11.25)  | 0:23.02 [9]<br>(0:11.03)  | 0:11.99 [9]<br>(0:11.99)  | 5.29L     | 0:34.27                | +6 |
| 8           | 8   | CLAIRVUE MOLLY<br>Angela Jones   | 1                    | 67.0<br>800m         | 0:10.83<br>800m      | 1:10.77 [8]<br>(0:13.80)  | 0:56.97 [2]<br>(0:11.09)  | 0:45.88 [5]<br>(0:10.83)  | 0:35.05 [4]<br>(0:11.17)  | 0:23.88 [5]<br>(0:11.38)  | 0:12.50 [8]<br>(0:12.50)  | 7.02L     | 0:35.05                | -2 |
| 9           | 12  | BUCKS FIZZ<br>Damien Thornton    | 10                   | 69.1<br>1000m        | 0:10.71<br>1000m     | 1:10.97 [9]<br>(0:13.86)  | 0:57.11 [5]<br>(0:10.71)  | 0:46.40 [1]<br>(0:10.79)  | 0:35.61 [1]<br>(0:11.22)  | 0:24.39 [2]<br>(0:11.50)  | 0:12.89 [4]<br>(0:12.89)  | 8.15L     | 0:35.61                | +5 |
| 10          | 19  | RUBIX LOVE<br>Elione Chaves      | 4                    | 65.8<br>800m         | 0:11.14<br>800m      | 1:11.37 [10]<br>(0:14.31) | 0:57.06 [10]<br>(0:11.32) | 0:45.74 [10]<br>(0:11.14) | 0:34.60 [10]<br>(0:11.32) | 0:23.28 [10]<br>(0:11.20) | 0:12.08 [10]<br>(0:12.08) | 10.54L    | 0:34.60                | +2 |

Scratched: Express Payment (#2), Fly Fifer (#13), Borrelli (#14), Hell And Back (#16), Cole's Best (#17), Extreme Spirit (#5), Mercian (#6), Jungle Law (#7), Hamilton Brown (#9), Sunshine Highway (#18), Risk

[ ] Ranking at each section and finish  
-:--:- No data available at this section  
NA No data available

SCN Saddle cloth number  
DNF Did not finish  
DNT Did not track



|                                |                |
|--------------------------------|----------------|
| Horse/Jockey Name              | Caspernova     |
| Final Rank                     | 1              |
| Fastest Section Time (Section) | 0:10.81 (800m) |
| Top Speed [km/h] (Section)     | 68.9 (Overall) |
| Race State                     | Finished       |



Eagle Farm QLD Professional

Race 6: GALLOPERS SPORTS CLUB Class 1 Handicap - 1200m

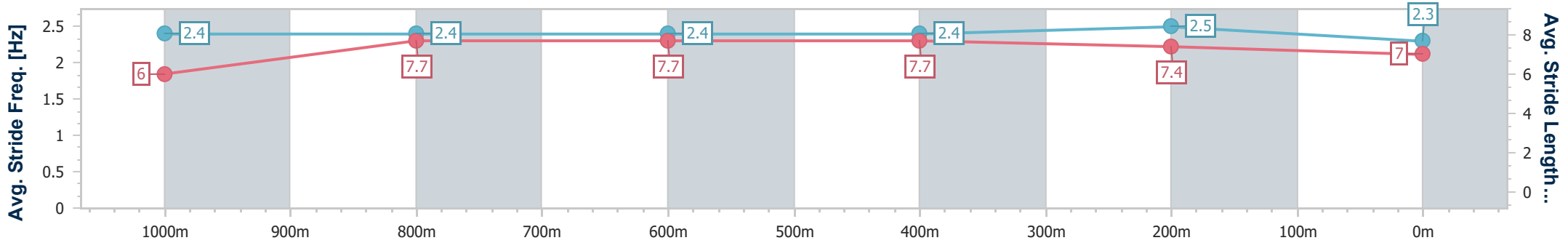
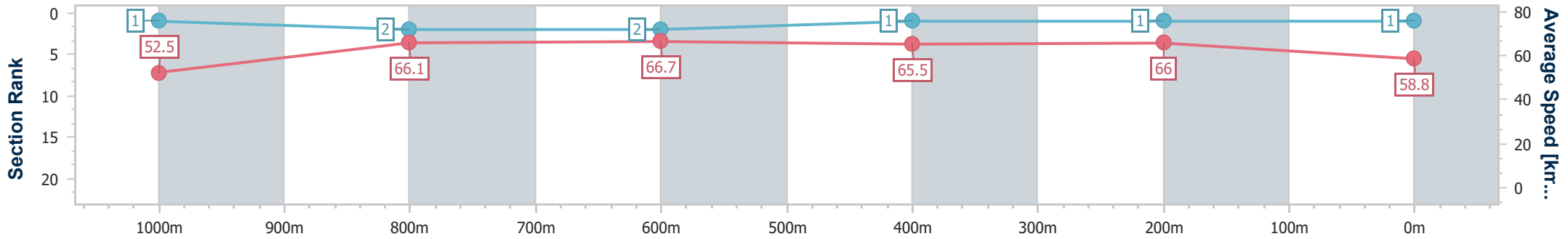
08 January 2025 - 17:14

Track Rating: Good 4, Weather: Fine, Rail Position: +9m Entire



BRISBANE RACING CLUB

| Section                | Overall                  | 1000m                    | 800m                     | 600m                     | 400m                     | 200m                     |
|------------------------|--------------------------|--------------------------|--------------------------|--------------------------|--------------------------|--------------------------|
| Section Times          | 1:09.58 [1]<br>(0:13.78) | 0:55.80 [1]<br>(0:10.88) | 0:44.92 [2]<br>(0:10.81) | 0:34.11 [2]<br>(0:11.01) | 0:23.10 [1]<br>(0:10.88) | 0:12.22 [1]<br>(0:12.22) |
| Average Speed [km/h]   | 52.5                     | 66.1                     | 66.7                     | 65.5                     | 66.0                     | 58.8                     |
| Top Speed [km/h]       | 68.9                     | 68.0                     | 68.3                     | 66.2                     | 67.8                     | 63.1                     |
| Avg. Dist. to Rail [m] | 4.5                      | 0.6                      | 0.6                      | 0.2                      | 0.6                      | 1.2                      |
| Avg. Stride Freq. [Hz] | 2.4                      | 2.4                      | 2.4                      | 2.4                      | 2.5                      | 2.3                      |
| Avg. Stride Length [m] | 6.0                      | 7.7                      | 7.7                      | 7.7                      | 7.4                      | 7.0                      |



- [ ] Ranking at each section and finish
- .-.- No data available at this section
- NA No data available



|                                |                |
|--------------------------------|----------------|
| Horse/Jockey Name              | Mist Of Dawn   |
| Final Rank                     | 2              |
| Fastest Section Time (Section) | 0:10.90 (800m) |
| Top Speed [km/h] (Section)     | 67.4 (400m)    |
| Race State                     | Finished       |



Eagle Farm QLD Professional

Race 6: GALLOPERS SPORTS CLUB Class 1 Handicap - 1200m

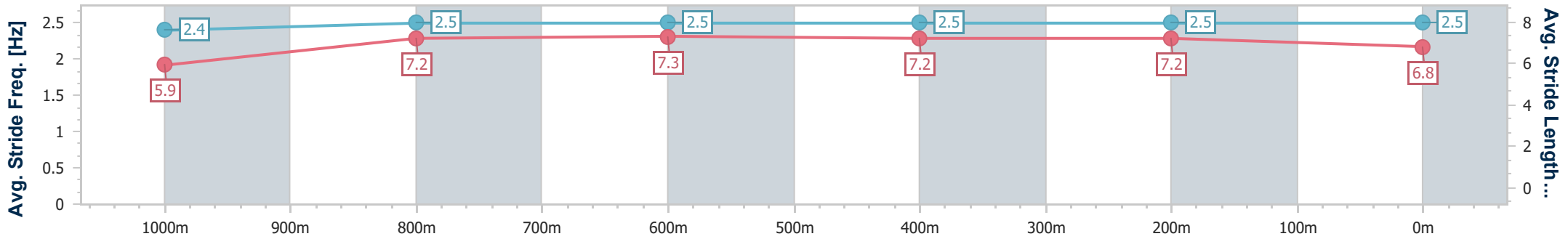
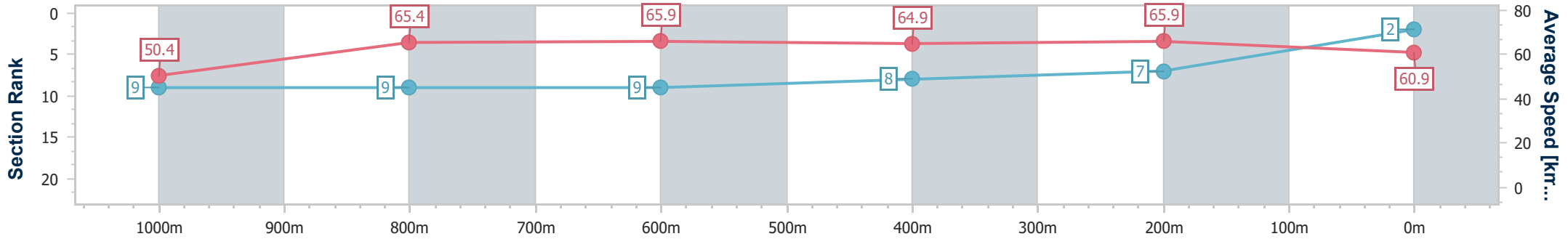
08 January 2025 - 17:14

Track Rating: Good 4, Weather: Fine, Rail Position: +9m Entire



BRISBANE RACING CLUB

| Section                | Overall                  | 1000m                    | 800m                     | 600m                     | 400m                     | 200m                     |
|------------------------|--------------------------|--------------------------|--------------------------|--------------------------|--------------------------|--------------------------|
| Section Times          | 1:10.03 [2]<br>(0:14.27) | 0:55.76 [9]<br>(0:11.07) | 0:44.69 [9]<br>(0:10.90) | 0:33.79 [9]<br>(0:11.07) | 0:22.72 [8]<br>(0:10.93) | 0:11.79 [7]<br>(0:11.79) |
| Average Speed [km/h]   | 50.4                     | 65.4                     | 65.9                     | 64.9                     | 65.9                     | 60.9                     |
| Top Speed [km/h]       | 64.7                     | 66.3                     | 66.4                     | 66.4                     | 67.4                     | 63.6                     |
| Avg. Dist. to Rail [m] | 3.9                      | 0.4                      | 0.4                      | 0.4                      | 1.0                      | 0.4                      |
| Avg. Stride Freq. [Hz] | 2.4                      | 2.5                      | 2.5                      | 2.5                      | 2.5                      | 2.5                      |
| Avg. Stride Length [m] | 5.9                      | 7.2                      | 7.3                      | 7.2                      | 7.2                      | 6.8                      |



- [ ] Ranking at each section and finish
- .-.- No data available at this section
- NA No data available



|                                |                 |
|--------------------------------|-----------------|
| Horse/Jockey Name              | Boomster        |
| Final Rank                     | 3               |
| Fastest Section Time (Section) | 0:10.84 (1000m) |
| Top Speed [km/h] (Section)     | 68.6 (1000m)    |
| Race State                     | Finished        |



Eagle Farm QLD Professional



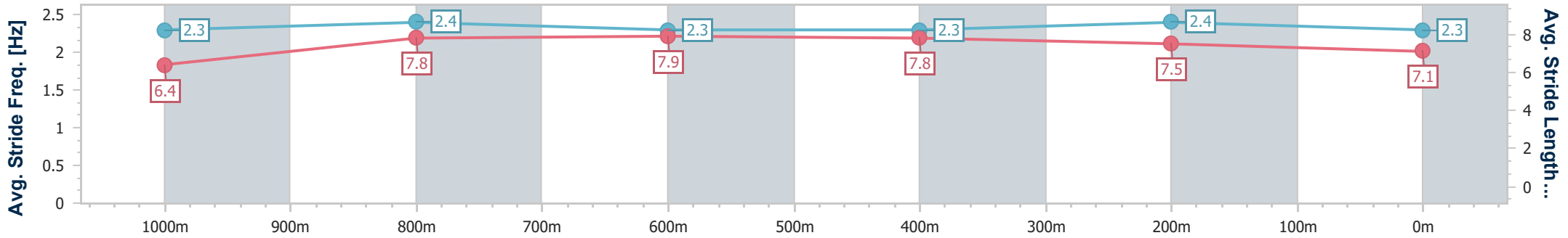
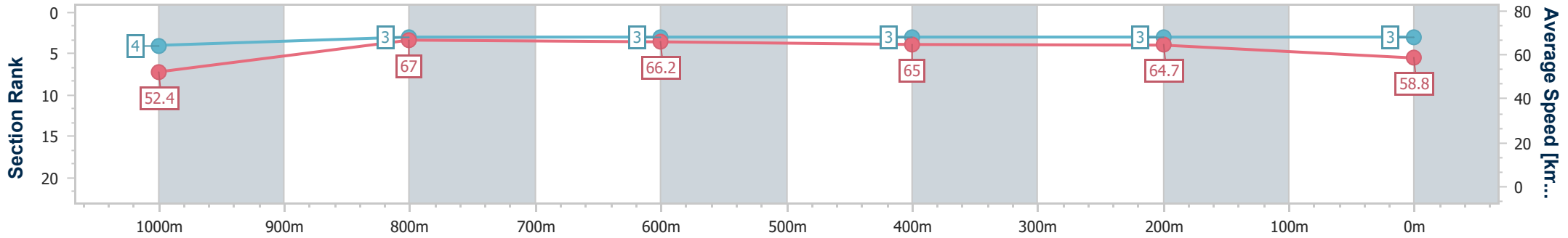
Race 6: GALLOPERS SPORTS CLUB Class 1 Handicap - 1200m

08 January 2025 - 17:14

Track Rating: Good 4, Weather: Fine, Rail Position: +9m Entire

BRISBANE RACING CLUB

| Section                | Overall                  | 1000m                    | 800m                     | 600m                     | 400m                     | 200m                     |
|------------------------|--------------------------|--------------------------|--------------------------|--------------------------|--------------------------|--------------------------|
| Section Times          | 1:10.18 [3]<br>(0:13.84) | 0:56.34 [4]<br>(0:10.84) | 0:45.50 [3]<br>(0:10.97) | 0:34.53 [3]<br>(0:11.15) | 0:23.38 [3]<br>(0:11.14) | 0:12.24 [3]<br>(0:12.24) |
| Average Speed [km/h]   | 52.4                     | 67.0                     | 66.2                     | 65.0                     | 64.7                     | 58.8                     |
| Top Speed [km/h]       | 68.4                     | 68.6                     | 67.8                     | 66.8                     | 66.9                     | 62.1                     |
| Avg. Dist. to Rail [m] | 6.0                      | 2.6                      | 2.0                      | 1.3                      | 3.2                      | 1.3                      |
| Avg. Stride Freq. [Hz] | 2.3                      | 2.4                      | 2.3                      | 2.3                      | 2.4                      | 2.3                      |
| Avg. Stride Length [m] | 6.4                      | 7.8                      | 7.9                      | 7.8                      | 7.5                      | 7.1                      |



- [ ] Ranking at each section and finish
- .-.- No data available at this section
- NA No data available



|                                |                |
|--------------------------------|----------------|
| Horse/Jockey Name              | Certainlycan   |
| Final Rank                     | 4              |
| Fastest Section Time (Section) | 0:10.95 (400m) |
| Top Speed [km/h] (Section)     | 68.3 (1000m)   |
| Race State                     | Finished       |



Eagle Farm QLD Professional

Race 6: GALLOPERS SPORTS CLUB Class 1 Handicap - 1200m

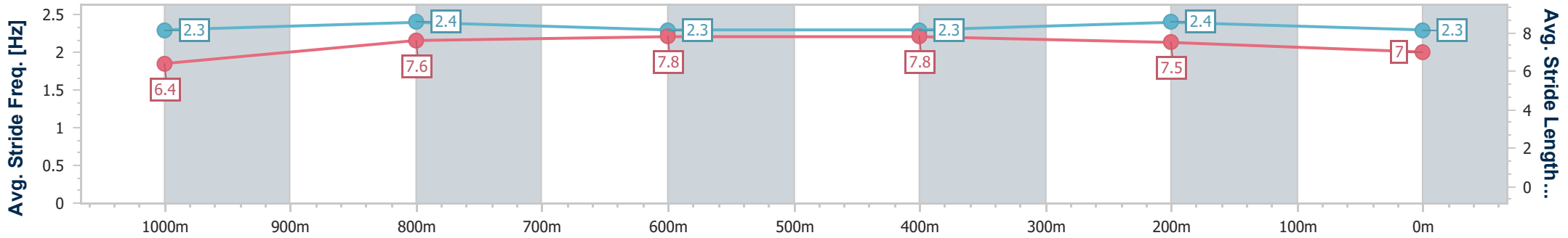
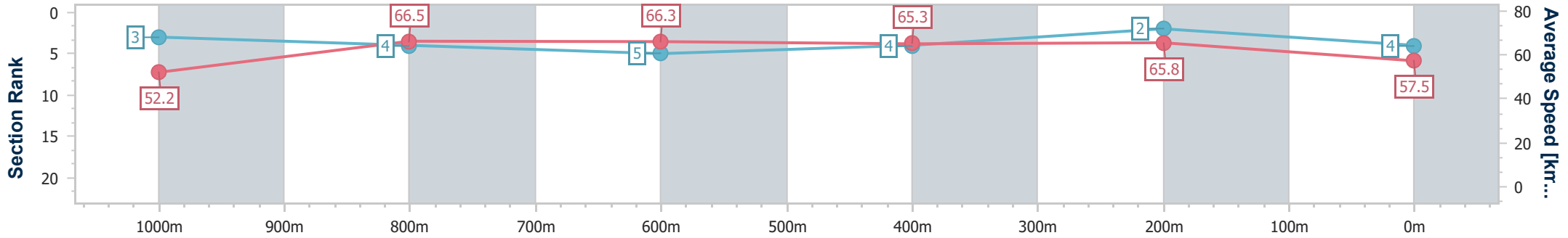
08 January 2025 - 17:14

Track Rating: Good 4, Weather: Fine, Rail Position: +9m Entire



BRISBANE RACING CLUB

| Section                | Overall                  | 1000m                    | 800m                     | 600m                     | 400m                     | 200m                     |
|------------------------|--------------------------|--------------------------|--------------------------|--------------------------|--------------------------|--------------------------|
| Section Times          | 1:10.35 [4]<br>(0:13.80) | 0:56.55 [3]<br>(0:10.98) | 0:45.57 [4]<br>(0:11.03) | 0:34.54 [5]<br>(0:11.05) | 0:23.49 [4]<br>(0:10.95) | 0:12.54 [2]<br>(0:12.54) |
| Average Speed [km/h]   | 52.2                     | 66.5                     | 66.3                     | 65.3                     | 65.8                     | 57.5                     |
| Top Speed [km/h]       | 66.5                     | 68.3                     | 67.8                     | 67.3                     | 67.5                     | 61.9                     |
| Avg. Dist. to Rail [m] | 2.4                      | 2.4                      | 2.7                      | 0.9                      | 4.1                      | 3.8                      |
| Avg. Stride Freq. [Hz] | 2.3                      | 2.4                      | 2.3                      | 2.3                      | 2.4                      | 2.3                      |
| Avg. Stride Length [m] | 6.4                      | 7.6                      | 7.8                      | 7.8                      | 7.5                      | 7.0                      |



- [ ] Ranking at each section and finish
- .-.- No data available at this section
- NA No data available



|                                |                |
|--------------------------------|----------------|
| Horse/Jockey Name              | Superzoom      |
| Final Rank                     | 5              |
| Fastest Section Time (Section) | 0:10.95 (400m) |
| Top Speed [km/h] (Section)     | 67.6 (600m)    |
| Race State                     | Finished       |



### Eagle Farm QLD Professional



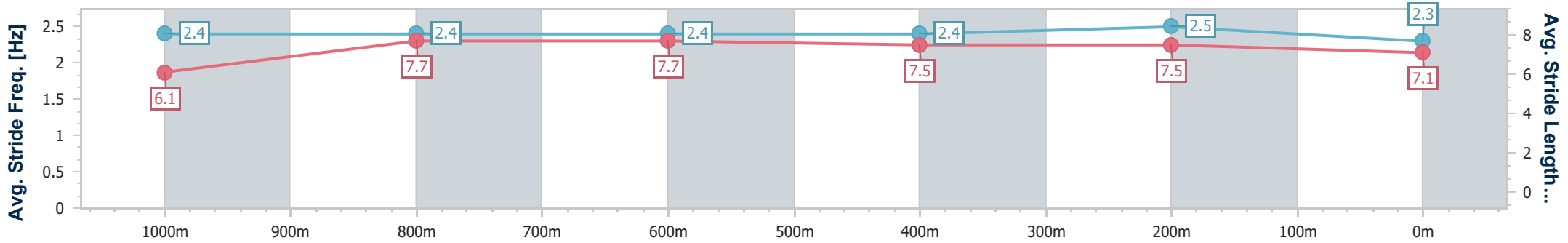
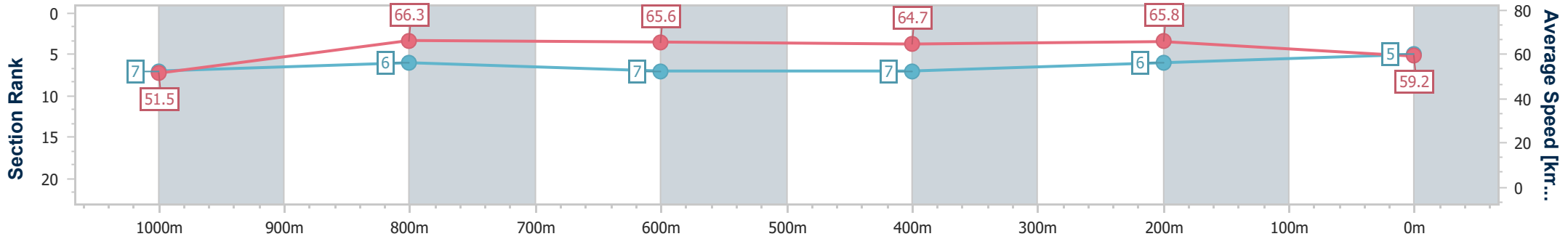
Race 6: GALLOPERS SPORTS CLUB Class 1 Handicap - 1200m

08 January 2025 - 17:14

Track Rating: Good 4, Weather: Fine, Rail Position: +9m Entire

BRISBANE RACING CLUB

| Section                | Overall                  | 1000m                    | 800m                     | 600m                     | 400m                     | 200m                     |
|------------------------|--------------------------|--------------------------|--------------------------|--------------------------|--------------------------|--------------------------|
| Section Times          | 1:10.37 [5]<br>(0:13.99) | 0:56.38 [7]<br>(0:10.97) | 0:45.41 [6]<br>(0:11.11) | 0:34.30 [7]<br>(0:11.22) | 0:23.08 [7]<br>(0:10.95) | 0:12.13 [6]<br>(0:12.13) |
| Average Speed [km/h]   | 51.5                     | 66.3                     | 65.6                     | 64.7                     | 65.8                     | 59.2                     |
| Top Speed [km/h]       | 66.6                     | 67.5                     | 66.2                     | 67.6                     | 67.5                     | 65.1                     |
| Avg. Dist. to Rail [m] | 3.1                      | 1.3                      | 2.4                      | 2.1                      | 4.8                      | 6.0                      |
| Avg. Stride Freq. [Hz] | 2.4                      | 2.4                      | 2.4                      | 2.4                      | 2.5                      | 2.3                      |
| Avg. Stride Length [m] | 6.1                      | 7.7                      | 7.7                      | 7.5                      | 7.5                      | 7.1                      |



- [ ] Ranking at each section and finish
- .-.- No data available at this section
- NA No data available



|                                |                |
|--------------------------------|----------------|
| Horse/Jockey Name              | South Sea      |
| Final Rank                     | 6              |
| Fastest Section Time (Section) | 0:10.97 (800m) |
| Top Speed [km/h] (Section)     | 66.5 (800m)    |
| Race State                     | Finished       |



Eagle Farm QLD Professional

Race 6: GALLOPERS SPORTS CLUB Class 1 Handicap - 1200m

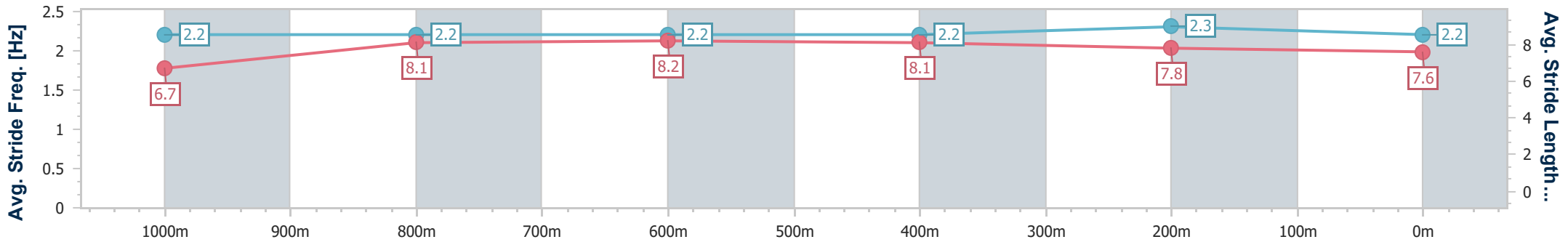
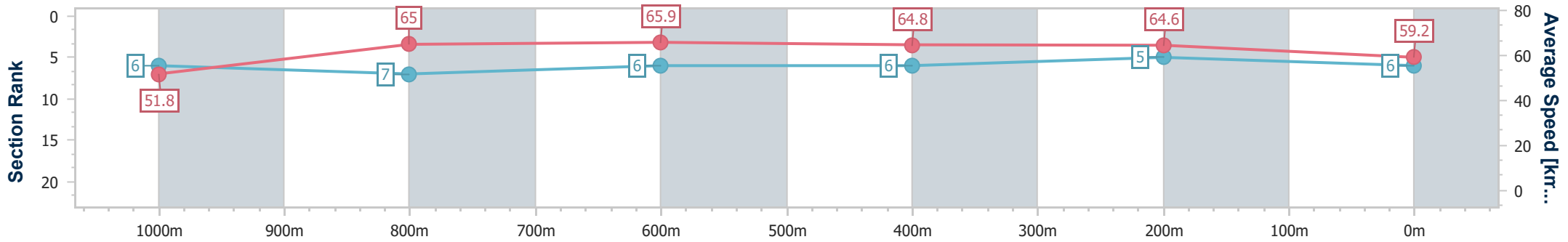
08 January 2025 - 17:14

Track Rating: Good 4, Weather: Fine, Rail Position: +9m Entire



BRISBANE RACING CLUB

| Section                | Overall                  | 1000m                    | 800m                     | 600m                     | 400m                     | 200m                     |
|------------------------|--------------------------|--------------------------|--------------------------|--------------------------|--------------------------|--------------------------|
| Section Times          | 1:10.37 [6]<br>(0:13.92) | 0:56.45 [6]<br>(0:11.09) | 0:45.36 [7]<br>(0:10.97) | 0:34.39 [6]<br>(0:11.09) | 0:23.30 [6]<br>(0:11.17) | 0:12.13 [5]<br>(0:12.13) |
| Average Speed [km/h]   | 51.8                     | 65.0                     | 65.9                     | 64.8                     | 64.6                     | 59.2                     |
| Top Speed [km/h]       | 64.7                     | 66.1                     | 66.5                     | 65.5                     | 65.6                     | 63.0                     |
| Avg. Dist. to Rail [m] | 2.3                      | 0.5                      | 0.6                      | 0.5                      | 1.1                      | 1.1                      |
| Avg. Stride Freq. [Hz] | 2.2                      | 2.2                      | 2.2                      | 2.2                      | 2.3                      | 2.2                      |
| Avg. Stride Length [m] | 6.7                      | 8.1                      | 8.2                      | 8.1                      | 7.8                      | 7.6                      |



- [ ] Ranking at each section and finish
- .-.- No data available at this section
- NA No data available





|                                |                  |
|--------------------------------|------------------|
| Horse/Jockey Name              | Bernice's Spirit |
| Final Rank                     | 7                |
| Fastest Section Time (Section) | 0:11.02 (800m)   |
| Top Speed [km/h] (Section)     | 67.0 (1000m)     |
| Race State                     | Finished         |



### Eagle Farm QLD Professional

Race 6: GALLOPERS SPORTS CLUB Class 1 Handicap - 1200m

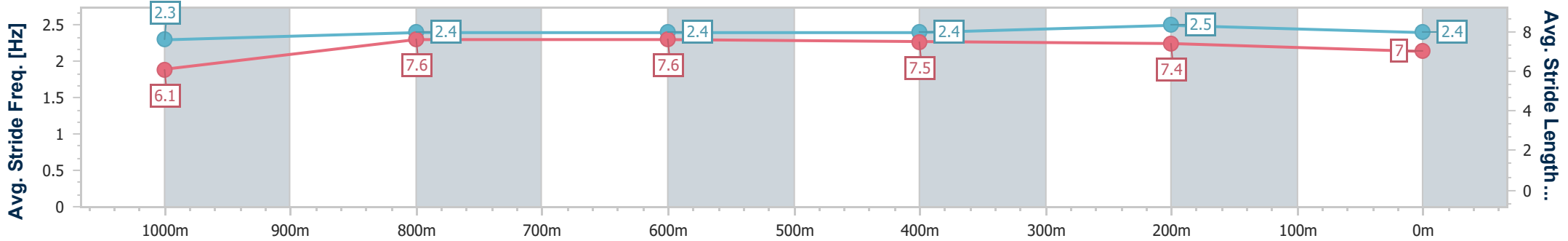
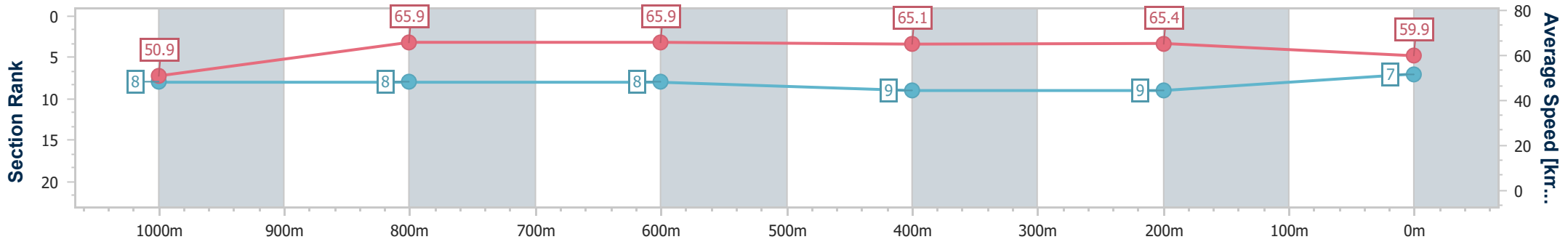
08 January 2025 - 17:14

Track Rating: Good 4, Weather: Fine, Rail Position: +9m Entire



BRISBANE RACING CLUB

| Section                | Overall                  | 1000m                    | 800m                     | 600m                     | 400m                     | 200m                     |
|------------------------|--------------------------|--------------------------|--------------------------|--------------------------|--------------------------|--------------------------|
| Section Times          | 1:10.48 [7]<br>(0:14.16) | 0:56.32 [8]<br>(0:11.03) | 0:45.29 [8]<br>(0:11.02) | 0:34.27 [8]<br>(0:11.25) | 0:23.02 [9]<br>(0:11.03) | 0:11.99 [9]<br>(0:11.99) |
| Average Speed [km/h]   | 50.9                     | 65.9                     | 65.9                     | 65.1                     | 65.4                     | 59.9                     |
| Top Speed [km/h]       | 65.1                     | 67.0                     | 66.6                     | 66.1                     | 66.7                     | 63.4                     |
| Avg. Dist. to Rail [m] | 4.2                      | 1.7                      | 2.3                      | 3.4                      | 3.2                      | 3.6                      |
| Avg. Stride Freq. [Hz] | 2.3                      | 2.4                      | 2.4                      | 2.4                      | 2.5                      | 2.4                      |
| Avg. Stride Length [m] | 6.1                      | 7.6                      | 7.6                      | 7.5                      | 7.4                      | 7.0                      |



- [ ] Ranking at each section and finish
- .-.- No data available at this section
- NA No data available



|                                |                |
|--------------------------------|----------------|
| Horse/Jockey Name              | Clairvue Molly |
| Final Rank                     | 8              |
| Fastest Section Time (Section) | 0:10.83 (800m) |
| Top Speed [km/h] (Section)     | 67.0 (800m)    |
| Race State                     | Finished       |



Eagle Farm QLD Professional



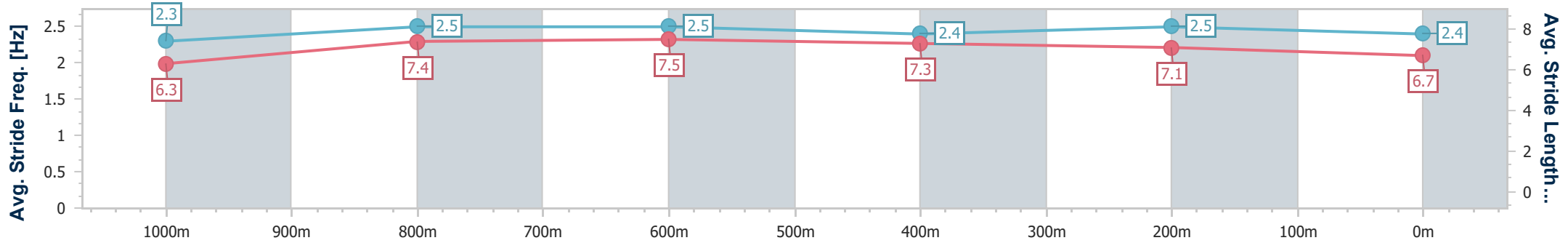
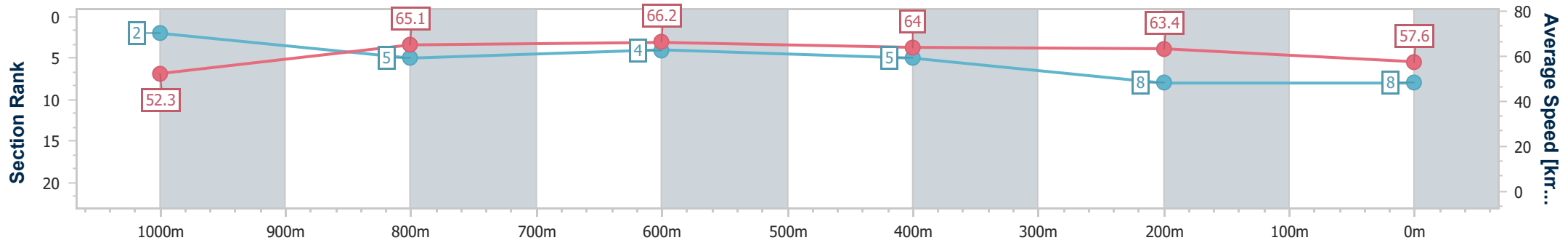
Race 6: GALLOPERS SPORTS CLUB Class 1 Handicap - 1200m

08 January 2025 - 17:14

Track Rating: Good 4, Weather: Fine, Rail Position: +9m Entire

BRISBANE RACING CLUB

| Section                | Overall                  | 1000m                    | 800m                     | 600m                     | 400m                     | 200m                     |
|------------------------|--------------------------|--------------------------|--------------------------|--------------------------|--------------------------|--------------------------|
| Section Times          | 1:10.77 [8]<br>(0:13.80) | 0:56.97 [2]<br>(0:11.09) | 0:45.88 [5]<br>(0:10.83) | 0:35.05 [4]<br>(0:11.17) | 0:23.88 [5]<br>(0:11.38) | 0:12.50 [8]<br>(0:12.50) |
| Average Speed [km/h]   | 52.3                     | 65.1                     | 66.2                     | 64.0                     | 63.4                     | 57.6                     |
| Top Speed [km/h]       | 66.2                     | 66.0                     | 67.0                     | 65.6                     | 65.3                     | 60.3                     |
| Avg. Dist. to Rail [m] | 1.3                      | 0.4                      | 0.5                      | 1.1                      | 0.5                      | 0.8                      |
| Avg. Stride Freq. [Hz] | 2.3                      | 2.5                      | 2.5                      | 2.4                      | 2.5                      | 2.4                      |
| Avg. Stride Length [m] | 6.3                      | 7.4                      | 7.5                      | 7.3                      | 7.1                      | 6.7                      |



- [ ] Ranking at each section and finish
- .-.- No data available at this section
- NA No data available



|                                |                 |
|--------------------------------|-----------------|
| Horse/Jockey Name              | Bucks Fizz      |
| Final Rank                     | 9               |
| Fastest Section Time (Section) | 0:10.71 (1000m) |
| Top Speed [km/h] (Section)     | 69.1 (1000m)    |
| Race State                     | Finished        |



### Eagle Farm QLD Professional

Race 6: GALLOPERS SPORTS CLUB Class 1 Handicap - 1200m

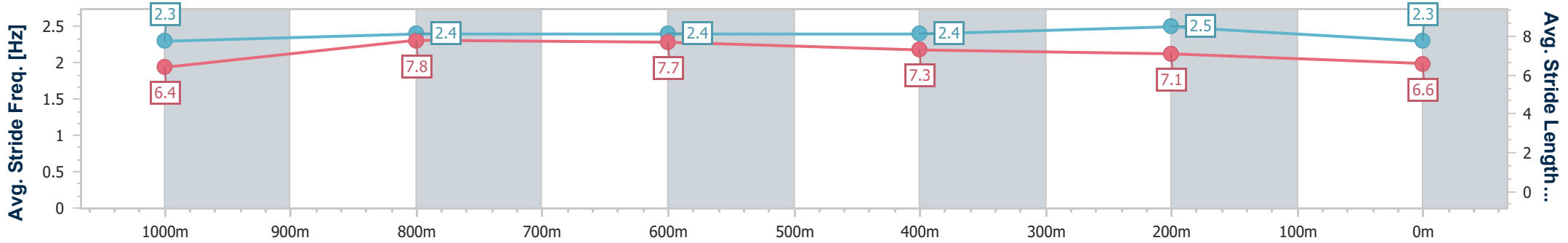
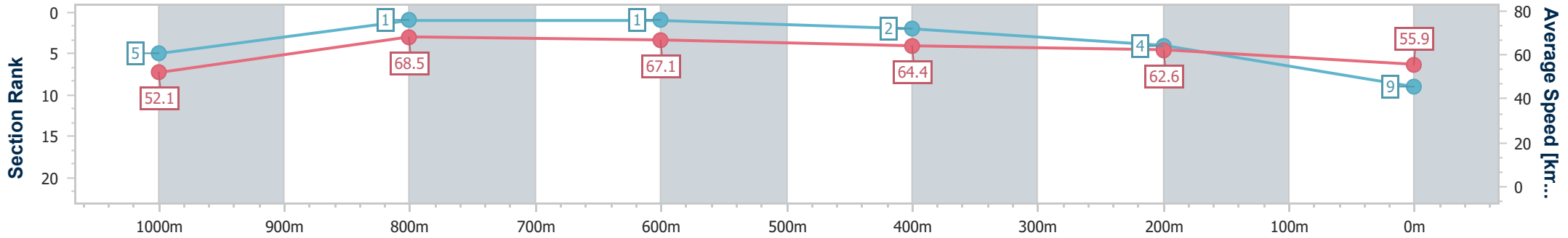
08 January 2025 - 17:14

Track Rating: Good 4, Weather: Fine, Rail Position: +9m Entire



BRISBANE RACING CLUB

| Section                | Overall                  | 1000m                    | 800m                     | 600m                     | 400m                     | 200m                     |
|------------------------|--------------------------|--------------------------|--------------------------|--------------------------|--------------------------|--------------------------|
| Section Times          | 1:10.97 [9]<br>(0:13.86) | 0:57.11 [5]<br>(0:10.71) | 0:46.40 [1]<br>(0:10.79) | 0:35.61 [1]<br>(0:11.22) | 0:24.39 [2]<br>(0:11.50) | 0:12.89 [4]<br>(0:12.89) |
| Average Speed [km/h]   | 52.1                     | 68.5                     | 67.1                     | 64.4                     | 62.6                     | 55.9                     |
| Top Speed [km/h]       | 68.3                     | 69.1                     | 68.5                     | 65.3                     | 65.1                     | 59.4                     |
| Avg. Dist. to Rail [m] | 8.5                      | 3.0                      | 1.3                      | 1.2                      | 2.2                      | 1.5                      |
| Avg. Stride Freq. [Hz] | 2.3                      | 2.4                      | 2.4                      | 2.4                      | 2.5                      | 2.3                      |
| Avg. Stride Length [m] | 6.4                      | 7.8                      | 7.7                      | 7.3                      | 7.1                      | 6.6                      |



- [ ] Ranking at each section and finish
- .-.- No data available at this section
- NA No data available



|                                |                |
|--------------------------------|----------------|
| Horse/Jockey Name              | Rubix Love     |
| Final Rank                     | 10             |
| Fastest Section Time (Section) | 0:11.14 (800m) |
| Top Speed [km/h] (Section)     | 65.8 (800m)    |
| Race State                     | Finished       |



### Eagle Farm QLD Professional

Race 6: GALLOPERS SPORTS CLUB Class 1 Handicap - 1200m

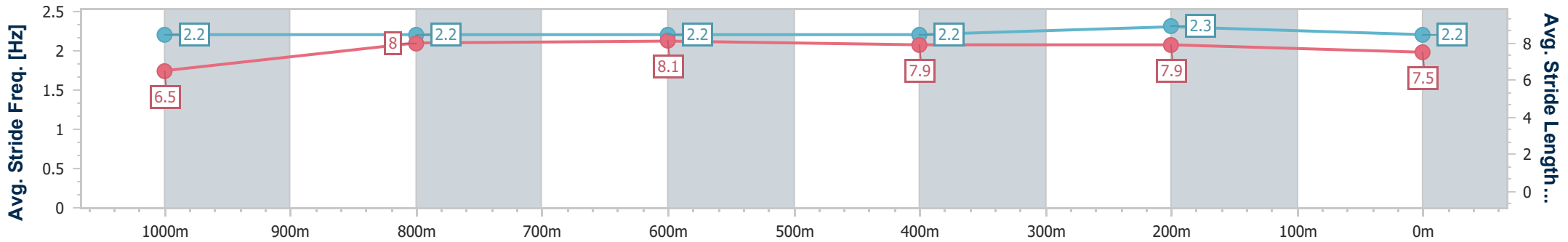
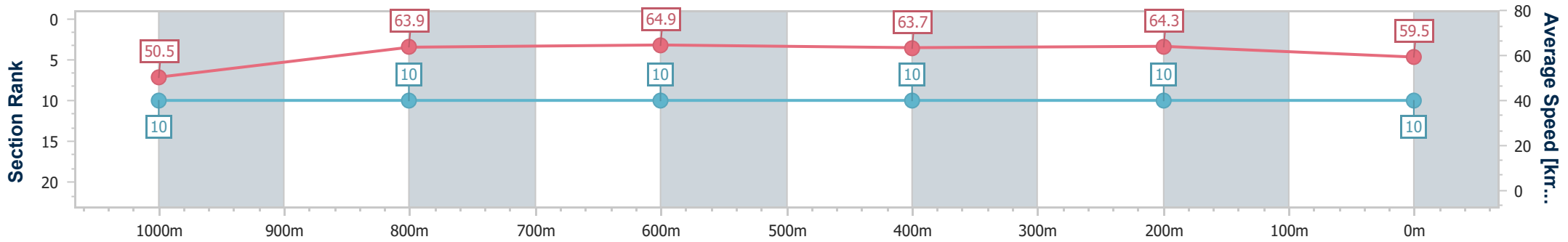
08 January 2025 - 17:14

Track Rating: Good 4, Weather: Fine, Rail Position: +9m Entire



BRISBANE RACING CLUB

| Section                | Overall                   | 1000m                     | 800m                      | 600m                      | 400m                      | 200m                      |
|------------------------|---------------------------|---------------------------|---------------------------|---------------------------|---------------------------|---------------------------|
| Section Times          | 1:11.37 [10]<br>(0:14.31) | 0:57.06 [10]<br>(0:11.32) | 0:45.74 [10]<br>(0:11.14) | 0:34.60 [10]<br>(0:11.32) | 0:23.28 [10]<br>(0:11.20) | 0:12.08 [10]<br>(0:12.08) |
| Average Speed [km/h]   | 50.5                      | 63.9                      | 64.9                      | 63.7                      | 64.3                      | 59.5                      |
| Top Speed [km/h]       | 64.1                      | 65.1                      | 65.8                      | 65.2                      | 65.0                      | 63.0                      |
| Avg. Dist. to Rail [m] | 3.2                       | 1.6                       | 0.8                       | 0.6                       | 4.4                       | 2.0                       |
| Avg. Stride Freq. [Hz] | 2.2                       | 2.2                       | 2.2                       | 2.2                       | 2.3                       | 2.2                       |
| Avg. Stride Length [m] | 6.5                       | 8.0                       | 8.1                       | 7.9                       | 7.9                       | 7.5                       |



- [ ] Ranking at each section and finish
- .-.- No data available at this section
- NA No data available



# Eagle Farm QLD Professional

## Race 7: LADBROKES BLACKBOOK BENCHMARK 68 Handicap - 1400m

08 January 2025 - 17:46



BRISBANE  
RACING CLUB

Track Rating: Good 4, Weather: Fine, Rail Position: +9m Entire

| Section     |                                    |                      |                      |                      |                           |                           |                           |                           |                           |                           |            |                        |
|-------------|------------------------------------|----------------------|----------------------|----------------------|---------------------------|---------------------------|---------------------------|---------------------------|---------------------------|---------------------------|------------|------------------------|
| Field Times |                                    | Overall              | 1200m                | 1000m                | 800m                      | 600m                      | 400m                      | Last 600m                 |                           |                           |            |                        |
|             |                                    | 1:26.64<br>(0:17.18) | 1:09.46<br>(0:11.11) | 0:58.35<br>(0:11.53) | 0:46.82<br>(0:11.72)      | 0:35.10<br>(0:11.69)      | 0:23.41<br>(0:11.38)      | 0:35.10                   |                           |                           |            |                        |
| Rank        | TAB Horse/Jockey                   | Barrier              | Top Speed [km/h]     | Fastest Section      |                           |                           |                           |                           |                           |                           |            | Distance Travelled [m] |
| 1           | 1 TREPORTI<br>Emily Lang           | 5                    | 65.9<br>1200m        | 0:11.23<br>1200m     | 1:26.64 [1]<br>(0:17.20)  | 1:09.44 [2]<br>(0:11.23)  | 0:58.21 [4]<br>(0:11.73)  | 0:46.48 [4]<br>(0:11.75)  | 0:34.73 [4]<br>(0:11.58)  | 0:23.15 [3]<br>(0:11.26)  | 0:34.73    |                        |
| 2           | 2 RUNWITHTHETIDE<br>Bailey Wheeler | 7                    | 66.9<br>1200m        | 0:11.06<br>1200m     | 1:26.69 [2]<br>(0:17.23)  | 1:09.46 [3]<br>(0:11.06)  | 0:58.40 [1]<br>(0:11.53)  | 0:46.87 [1]<br>(0:11.72)  | 0:35.15 [1]<br>(0:11.69)  | 0:23.46 [1]<br>(0:11.38)  | 0:35.15 -9 |                        |
| 3           | 3 BANDASHA<br>Martin Harley        | 1                    | 65.8<br>1200m        | 0:11.11<br>1200m     | 1:26.77 [3]<br>(0:17.35)  | 1:09.42 [4]<br>(0:11.11)  | 0:58.31 [5]<br>(0:11.73)  | 0:46.58 [5]<br>(0:11.82)  | 0:34.76 [5]<br>(0:11.67)  | 0:23.09 [6]<br>(0:11.39)  | 0:34.76 -4 |                        |
| 4           | 8 DEMITASSE<br>Brandon Lerena      | 4                    | 65.3<br>1200m        | 0:11.21<br>1200m     | 1:26.83 [4]<br>(0:17.46)  | 1:09.37 [6]<br>(0:11.21)  | 0:58.16 [6]<br>(0:11.65)  | 0:46.51 [7]<br>(0:11.83)  | 0:34.68 [7]<br>(0:11.55)  | 0:23.13 [7]<br>(0:11.33)  | 0:34.68 -2 |                        |
| 5           | 6 OCEAN ZAR<br>Jasper Franklin     | 10                   | 67.3<br>400m         | 0:10.88<br>400m      | 1:26.94 [5]<br>(0:17.98)  | 1:08.96 [11]<br>(0:11.64) | 0:57.32 [14]<br>(0:11.69) | 0:45.63 [14]<br>(0:11.70) | 0:33.93 [14]<br>(0:11.30) | 0:22.63 [14]<br>(0:10.88) | 0:33.93 -7 |                        |
| 6           | 18 GOOGAZ<br>Michael Rodd          | 14                   | 66.9<br>400m         | 0:10.97<br>400m      | 1:26.96 [6]<br>(0:17.99)  | 1:08.97 [13]<br>(0:11.62) | 0:57.35 [13]<br>(0:11.41) | 0:45.94 [13]<br>(0:11.76) | 0:34.18 [13]<br>(0:11.37) | 0:22.81 [12]<br>(0:10.97) | 0:34.18 +2 |                        |
| 7           | 14 GRAND METEOR<br>Angela Jones    | 3                    | 65.9<br>1200m        | 0:11.12<br>1200m     | 1:27.02 [7]<br>(0:17.18)  | 1:09.84 [1]<br>(0:11.12)  | 0:58.72 [2]<br>(0:11.72)  | 0:47.00 [2]<br>(0:11.75)  | 0:35.25 [2]<br>(0:11.71)  | 0:23.54 [2]<br>(0:11.56)  | 0:35.25 -7 |                        |
| 8           | 13 KAREEM<br>Madeleine Wishart     | 12                   | 65.3<br>400m         | 0:11.28<br>1200m     | 1:27.18 [8]<br>(0:17.80)  | 1:09.38 [10]<br>(0:11.28) | 0:58.10 [10]<br>(0:11.67) | 0:46.43 [11]<br>(0:11.83) | 0:34.60 [11]<br>(0:11.41) | 0:23.19 [10]<br>(0:11.28) | 0:34.60 +1 |                        |
| 9           | 19 TRAPEDO<br>Cejay Graham         | 2                    | 66.7<br>1200m        | 0:11.08<br>1200m     | 1:27.19 [9]<br>(0:17.69)  | 1:09.50 [8]<br>(0:11.08)  | 0:58.42 [8]<br>(0:11.69)  | 0:46.73 [8]<br>(0:11.81)  | 0:34.92 [8]<br>(0:11.64)  | 0:23.28 [8]<br>(0:11.39)  | 0:34.92 -2 |                        |
| 10          | 12 JOVITA<br>Taylor Marshall       | 13                   | 65.1<br>400m         | 0:11.14<br>400m      | 1:27.26 [10]<br>(0:18.01) | 1:09.25 [14]<br>(0:11.35) | 0:57.90 [12]<br>(0:11.59) | 0:46.31 [12]<br>(0:11.80) | 0:34.51 [12]<br>(0:11.56) | 0:22.95 [13]<br>(0:11.14) | 0:34.51 -3 |                        |

Scratched: Executive Stress (#9), Moonan Me (#5), Can't Recall One (#7), Poutchek (#15), Russian Mystic (#17), Godzilla (#20), Hussy Empress (#21)

[ ] Ranking at each section and finish  
 -:-:- No data available at this section  
 NA No data available

SCN Saddle cloth number  
 DNF Did not finish  
 DNT Did not track



# Eagle Farm QLD Professional

## Race 7: LADBROKES BLACKBOOK BENCHMARK 68 Handicap - 1400m

08 January 2025 - 17:46



BRISBANE  
RACING CLUB

Track Rating: Good 4, Weather: Fine, Rail Position: +9m Entire

| Section     |                                          | Overall              | 1200m                | 1000m                | 800m                      | 600m                      | 400m                      | Last 600m                 |                           |                           |         |    |
|-------------|------------------------------------------|----------------------|----------------------|----------------------|---------------------------|---------------------------|---------------------------|---------------------------|---------------------------|---------------------------|---------|----|
| Field Times |                                          | 1:26.64<br>(0:17.18) | 1:09.46<br>(0:11.11) | 0:58.35<br>(0:11.53) | 0:46.82<br>(0:11.72)      | 0:35.10<br>(0:11.69)      | 0:23.41<br>(0:11.38)      | 0:35.10                   |                           |                           |         |    |
| Rank        | TAB Horse/Jockey                         | Barrier              | Top Speed [km/h]     | Fastest Section      | Distance Travelled [m]    |                           |                           |                           |                           |                           |         |    |
| 11          | 11 <b>REBEL'S EDGE</b><br>Boris Thornton | 9                    | 65.6<br>1200m        | 0:11.16<br>1200m     | 1:27.30 [11]<br>(0:17.54) | 1:09.76 [7]<br>(0:11.16)  | 0:58.60 [7]<br>(0:11.61)  | 0:46.99 [6]<br>(0:11.80)  | 0:35.19 [6]<br>(0:11.48)  | 0:23.71 [4]<br>(0:11.33)  | 0:35.19 | +3 |
| 12          | 4 <b>COUNTER</b><br>James Orman          | 11                   | 66.6<br>1200m        | 0:11.12<br>1200m     | 1:27.34 [12]<br>(0:17.72) | 1:09.62 [9]<br>(0:11.12)  | 0:58.50 [9]<br>(0:11.71)  | 0:46.79 [9]<br>(0:11.83)  | 0:34.96 [9]<br>(0:11.60)  | 0:23.36 [9]<br>(0:11.24)  | 0:34.96 | +1 |
| 13          | 10 <b>NEW LEVEL</b><br>Justin Huxtable   | 6                    | 66.5<br>1200m        | 0:10.93<br>1200m     | 1:27.48 [13]<br>(0:17.43) | 1:10.05 [5]<br>(0:10.93)  | 0:59.12 [3]<br>(0:11.68)  | 0:47.44 [3]<br>(0:11.86)  | 0:35.58 [3]<br>(0:11.70)  | 0:23.88 [5]<br>(0:11.45)  | 0:35.58 | -3 |
| 14          | 16 <b>SKYWRITER</b><br>Damien Thornton   | 8                    | 65.5<br>1200m        | 0:11.14<br>1200m     | 1:27.50 [14]<br>(0:17.99) | 1:09.51 [12]<br>(0:11.14) | 0:58.37 [11]<br>(0:11.54) | 0:46.83 [10]<br>(0:11.84) | 0:34.99 [10]<br>(0:11.55) | 0:23.44 [11]<br>(0:11.22) | 0:34.99 | -3 |

Scratched: Executive Stress (#9), Moonan Me (#5), Can't Recall One (#7), Poutchek (#15), Russian Mystic (#17), Godzilla (#20), Hussy Empress (#21)

[ ] Ranking at each section and finish  
 -:-:-:- No data available at this section  
 NA No data available

SCN Saddle cloth number  
 DNF Did not finish  
 DNT Did not track



# Eagle Farm QLD Professional

## Race 7: LADBROKES BLACKBOOK BENCHMARK 68 Handicap - 1400m

08 January 2025 - 17:46



BRISBANE  
RACING CLUB

Track Rating: Good 4, Weather: Fine, Rail Position: +9m Entire

| Section     |     |                                         |         | 200m                 |                  |                           |         | Last 600m |                        |
|-------------|-----|-----------------------------------------|---------|----------------------|------------------|---------------------------|---------|-----------|------------------------|
| Field Times |     |                                         |         | 0:12.03<br>(0:12.03) |                  |                           |         | 0:35.10   |                        |
| Rank        | TAB | Horse/Jockey                            | Barrier | Top Speed [km/h]     | Fastest Section  | Margin                    |         |           | Distance Travelled [m] |
| 1           | 1   | <b>TREPORTI</b><br>Emily Lang           | 5       | 65.9<br>1200m        | 0:11.23<br>1200m | 0:11.89 [2]<br>(0:11.89)  | 1:26.64 |           | 0:34.73                |
| 2           | 2   | <b>RUNWITHTHETIDE</b><br>Bailey Wheeler | 7       | 66.9<br>1200m        | 0:11.06<br>1200m | 0:12.08 [1]<br>(0:12.08)  | 0.3L    |           | 0:35.15 -9             |
| 3           | 3   | <b>BANDASHA</b><br>Martin Harley        | 1       | 65.8<br>1200m        | 0:11.11<br>1200m | 0:11.70 [7]<br>(0:11.70)  | 0.74L   |           | 0:34.76 -4             |
| 4           | 8   | <b>DEMITASSE</b><br>Brandon Lerena      | 4       | 65.3<br>1200m        | 0:11.21<br>1200m | 0:11.80 [4]<br>(0:11.80)  | 1.1L    |           | 0:34.68 -2             |
| 5           | 6   | <b>OCEAN ZAR</b><br>Jasper Franklin     | 10      | 67.3<br>400m         | 0:10.88<br>400m  | 0:11.75 [9]<br>(0:11.75)  | 1.72L   |           | 0:33.93 -7             |
| 6           | 18  | <b>GOOGAZ</b><br>Michael Rodd           | 14      | 66.9<br>400m         | 0:10.97<br>400m  | 0:11.84 [8]<br>(0:11.84)  | 1.83L   |           | 0:34.18 +2             |
| 7           | 14  | <b>GRAND METEOR</b><br>Angela Jones     | 3       | 65.9<br>1200m        | 0:11.12<br>1200m | 0:11.98 [5]<br>(0:11.98)  | 2.2L    |           | 0:35.25 -7             |
| 8           | 13  | <b>KAREEM</b><br>Madeleine Wishart      | 12      | 65.3<br>400m         | 0:11.28<br>1200m | 0:11.91 [11]<br>(0:11.91) | 3.13L   |           | 0:34.60 +1             |
| 9           | 19  | <b>TRAPEDO</b><br>Cejay Graham          | 2       | 66.7<br>1200m        | 0:11.08<br>1200m | 0:11.89 [13]<br>(0:11.89) | 3.23L   |           | 0:34.92 -2             |
| 10          | 12  | <b>JOVITA</b><br>Taylor Marshall        | 13      | 65.1<br>400m         | 0:11.14<br>400m  | 0:11.81 [14]<br>(0:11.81) | 3.64L   |           | 0:34.51 -3             |

Scratched: Executive Stress (#9), Moonan Me (#5), Can't Recall One (#7), Poutchek (#15), Russian Mystic (#17), Godzilla (#20), Hussy Empress (#21)

[ ] Ranking at each section and finish  
 -:-:- No data available at this section  
 NA No data available

SCN Saddle cloth number  
 DNF Did not finish  
 DNT Did not track



# Eagle Farm QLD Professional

## Race 7: LADBROKES BLACKBOOK BENCHMARK 68 Handicap - 1400m

08 January 2025 - 17:46



BRISBANE  
RACING CLUB

Track Rating: Good 4, Weather: Fine, Rail Position: +9m Entire

| Section     |     |                     |         | 200m                 |                 |              |       | Last 600m |                        |    |
|-------------|-----|---------------------|---------|----------------------|-----------------|--------------|-------|-----------|------------------------|----|
| Field Times |     |                     |         | 0:12.03<br>(0:12.03) |                 |              |       | 0:35.10   |                        |    |
| Rank        | TAB | Horse/Jockey        | Barrier | Top Speed [km/h]     | Fastest Section | Margin       |       |           | Distance Travelled [m] |    |
| 11          | 11  | <b>REBEL'S EDGE</b> | 9       | 65.6                 | 0:11.16         | 0:12.38 [3]  | 3.84L |           | 0:35.19                | +3 |
|             |     | Boris Thornton      |         | 1200m                | 1200m           | (0:12.38)    |       |           |                        |    |
| 12          | 4   | <b>COUNTER</b>      | 11      | 66.6                 | 0:11.12         | 0:12.12 [10] | 4.09L |           | 0:34.96                | +1 |
|             |     | James Orman         |         | 1200m                | 1200m           | (0:12.12)    |       |           |                        |    |
| 13          | 10  | <b>NEW LEVEL</b>    | 6       | 66.5                 | 0:10.93         | 0:12.43 [6]  | 4.92L |           | 0:35.58                | -3 |
|             |     | Justin Huxtable     |         | 1200m                | 1200m           | (0:12.43)    |       |           |                        |    |
| 14          | 16  | <b>SKYWRITER</b>    | 8       | 65.5                 | 0:11.14         | 0:12.22 [12] | 5.05L |           | 0:34.99                | -3 |
|             |     | Damien Thornton     |         | 1200m                | 1200m           | (0:12.22)    |       |           |                        |    |

Scratched: Executive Stress (#9), Moonan Me (#5), Can't Recall One (#7), Poutchek (#15), Russian Mystic (#17), Godzilla (#20), Hussy Empress (#21)





|                                |                 |
|--------------------------------|-----------------|
| Horse/Jockey Name              | Treporti        |
| Final Rank                     | 1               |
| Fastest Section Time (Section) | 0:11.23 (1200m) |
| Top Speed [km/h] (Section)     | 65.9 (1200m)    |
| Race State                     | Finished        |



Eagle Farm QLD Professional  
Race 7: LADBROKES BLACKBOOK BENCHMARK 68 Handicap  
- 1400m

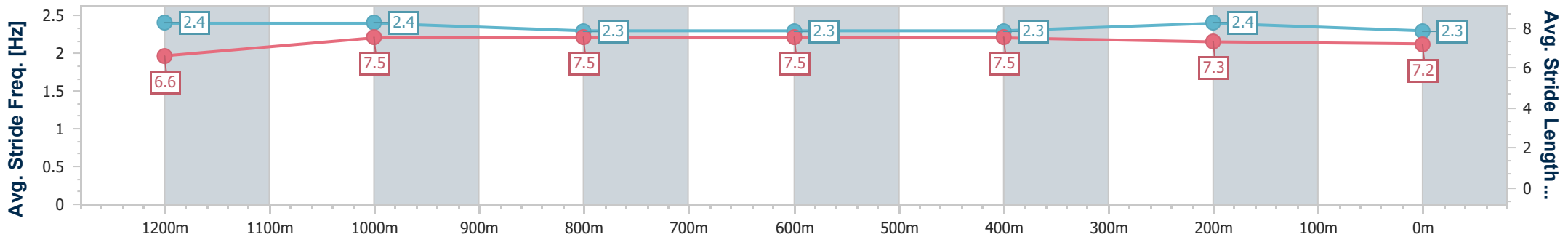
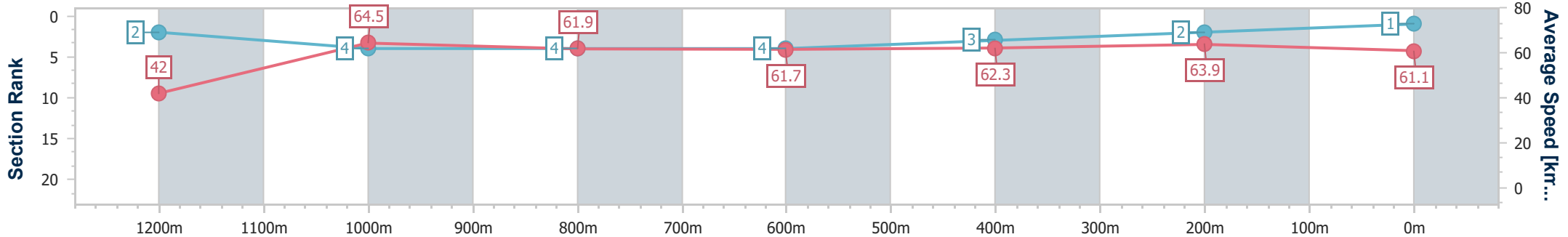


08 January 2025 - 17:46

BRISBANE  
RACING CLUB

Track Rating: Good 4, Weather: Fine, Rail Position: +9m Entire

| Section                | Overall                  | 1200m                    | 1000m                    | 800m                     | 600m                     | 400m                     | 200m                     |
|------------------------|--------------------------|--------------------------|--------------------------|--------------------------|--------------------------|--------------------------|--------------------------|
| Section Times          | 1:26.64 [1]<br>(0:17.20) | 1:09.44 [2]<br>(0:11.23) | 0:58.21 [4]<br>(0:11.73) | 0:46.48 [4]<br>(0:11.75) | 0:34.73 [4]<br>(0:11.58) | 0:23.15 [3]<br>(0:11.26) | 0:11.89 [2]<br>(0:11.89) |
| Average Speed [km/h]   | 42.0                     | 64.5                     | 61.9                     | 61.7                     | 62.3                     | 63.9                     | 61.1                     |
| Top Speed [km/h]       | 64.1                     | 65.9                     | 63.2                     | 62.3                     | 64.8                     | 65.4                     | 62.2                     |
| Avg. Dist. to Rail [m] | 4.3                      | 3.4                      | 2.3                      | 0.6                      | 0.9                      | 2.5                      | 1.5                      |
| Avg. Stride Freq. [Hz] | 2.4                      | 2.4                      | 2.3                      | 2.3                      | 2.3                      | 2.4                      | 2.3                      |
| Avg. Stride Length [m] | 6.6                      | 7.5                      | 7.5                      | 7.5                      | 7.5                      | 7.3                      | 7.2                      |



- [ ] Ranking at each section and finish
- .-.- No data available at this section
- NA No data available



|                                |                 |
|--------------------------------|-----------------|
| Horse/Jockey Name              | Runwiththetide  |
| Final Rank                     | 2               |
| Fastest Section Time (Section) | 0:11.06 (1200m) |
| Top Speed [km/h] (Section)     | 66.9 (1200m)    |
| Race State                     | Finished        |



Eagle Farm QLD Professional  
Race 7: LADBROKES BLACKBOOK BENCHMARK 68 Handicap  
- 1400m

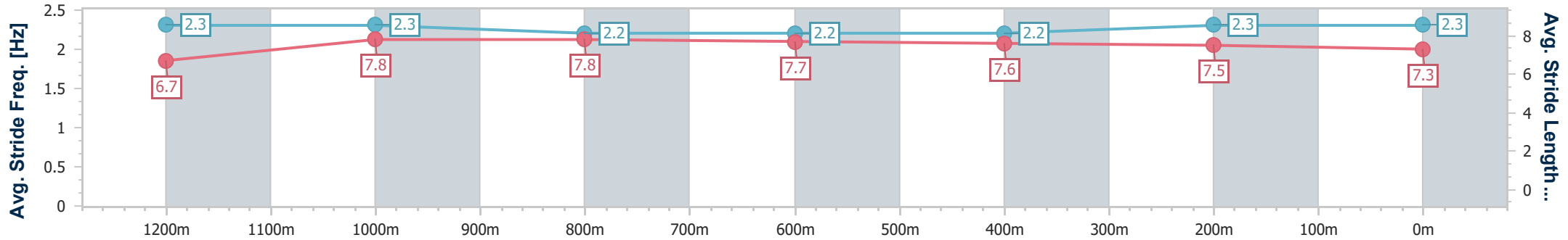
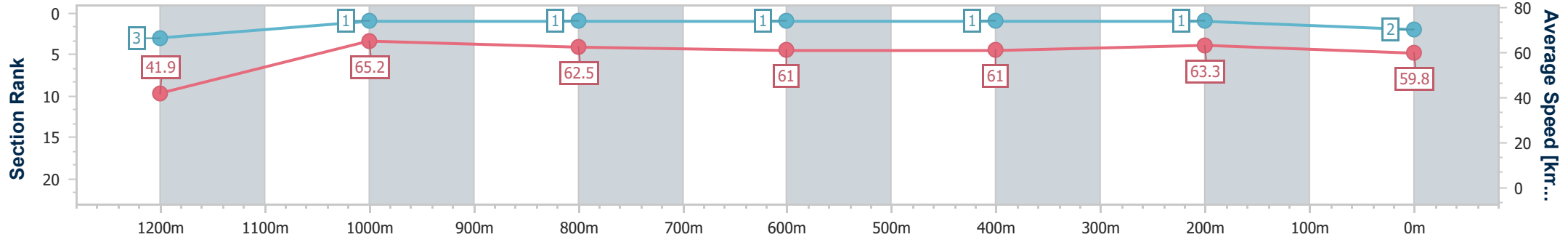


08 January 2025 - 17:46

BRISBANE  
RACING CLUB

Track Rating: Good 4, Weather: Fine, Rail Position: +9m Entire

| Section                | Overall                  | 1200m                    | 1000m                    | 800m                     | 600m                     | 400m                     | 200m                     |
|------------------------|--------------------------|--------------------------|--------------------------|--------------------------|--------------------------|--------------------------|--------------------------|
| Section Times          | 1:26.69 [2]<br>(0:17.23) | 1:09.46 [3]<br>(0:11.06) | 0:58.40 [1]<br>(0:11.53) | 0:46.87 [1]<br>(0:11.72) | 0:35.15 [1]<br>(0:11.69) | 0:23.46 [1]<br>(0:11.38) | 0:12.08 [1]<br>(0:12.08) |
| Average Speed [km/h]   | 41.9                     | 65.2                     | 62.5                     | 61.0                     | 61.0                     | 63.3                     | 59.8                     |
| Top Speed [km/h]       | 64.0                     | 66.9                     | 64.1                     | 61.4                     | 63.1                     | 64.1                     | 62.0                     |
| Avg. Dist. to Rail [m] | 4.6                      | 2.7                      | 0.6                      | 1.7                      | 1.5                      | 0.6                      | 0.7                      |
| Avg. Stride Freq. [Hz] | 2.3                      | 2.3                      | 2.2                      | 2.2                      | 2.2                      | 2.3                      | 2.3                      |
| Avg. Stride Length [m] | 6.7                      | 7.8                      | 7.8                      | 7.7                      | 7.6                      | 7.5                      | 7.3                      |



- [ ] Ranking at each section and finish
- .-.- No data available at this section
- NA No data available



|                                |                 |
|--------------------------------|-----------------|
| Horse/Jockey Name              | Bandasha        |
| Final Rank                     | 3               |
| Fastest Section Time (Section) | 0:11.11 (1200m) |
| Top Speed [km/h] (Section)     | 65.8 (1200m)    |
| Race State                     | Finished        |



Eagle Farm QLD Professional  
Race 7: LADBROKES BLACKBOOK BENCHMARK 68 Handicap  
- 1400m

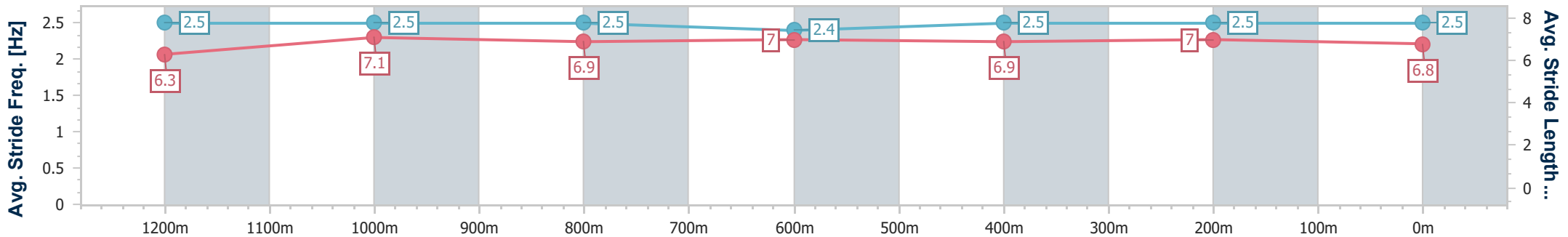
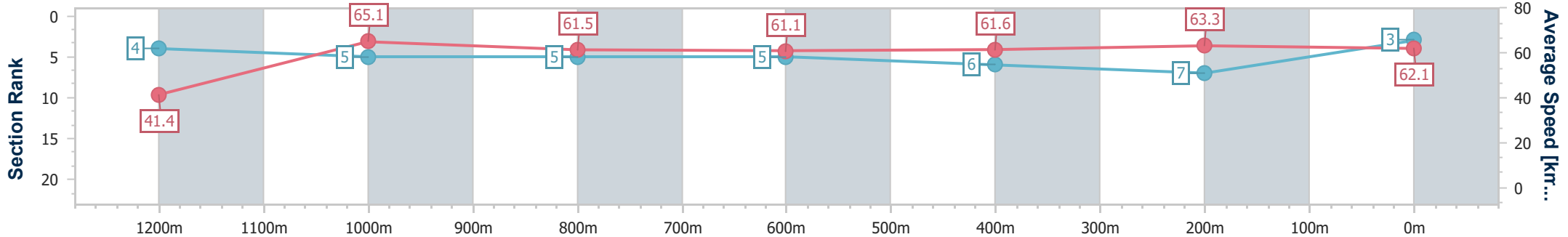


08 January 2025 - 17:46

BRISBANE  
RACING CLUB

Track Rating: Good 4, Weather: Fine, Rail Position: +9m Entire

| Section                | Overall                  | 1200m                    | 1000m                    | 800m                     | 600m                     | 400m                     | 200m                     |
|------------------------|--------------------------|--------------------------|--------------------------|--------------------------|--------------------------|--------------------------|--------------------------|
| Section Times          | 1:26.77 [3]<br>(0:17.35) | 1:09.42 [4]<br>(0:11.11) | 0:58.31 [5]<br>(0:11.73) | 0:46.58 [5]<br>(0:11.82) | 0:34.76 [5]<br>(0:11.67) | 0:23.09 [6]<br>(0:11.39) | 0:11.70 [7]<br>(0:11.70) |
| Average Speed [km/h]   | 41.4                     | 65.1                     | 61.5                     | 61.1                     | 61.6                     | 63.3                     | 62.1                     |
| Top Speed [km/h]       | 65.1                     | 65.8                     | 62.4                     | 61.9                     | 62.5                     | 63.5                     | 62.9                     |
| Avg. Dist. to Rail [m] | 2.4                      | 1.7                      | 1.0                      | 0.3                      | 0.5                      | 0.9                      | 1.6                      |
| Avg. Stride Freq. [Hz] | 2.5                      | 2.5                      | 2.5                      | 2.4                      | 2.5                      | 2.5                      | 2.5                      |
| Avg. Stride Length [m] | 6.3                      | 7.1                      | 6.9                      | 7.0                      | 6.9                      | 7.0                      | 6.8                      |



- [ ] Ranking at each section and finish
- .-.- No data available at this section
- NA No data available



|                                |                 |
|--------------------------------|-----------------|
| Horse/Jockey Name              | Demitasse       |
| Final Rank                     | 4               |
| Fastest Section Time (Section) | 0:11.21 (1200m) |
| Top Speed [km/h] (Section)     | 65.3 (1200m)    |
| Race State                     | Finished        |



Eagle Farm QLD Professional  
Race 7: LADBROKES BLACKBOOK BENCHMARK 68 Handicap  
- 1400m

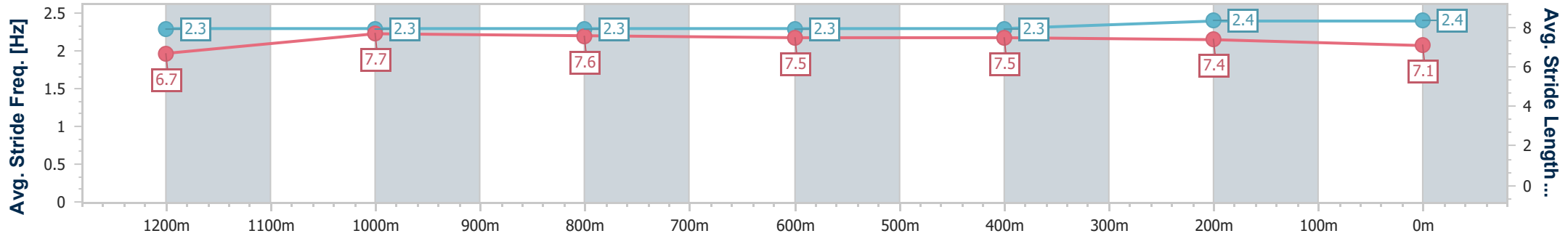
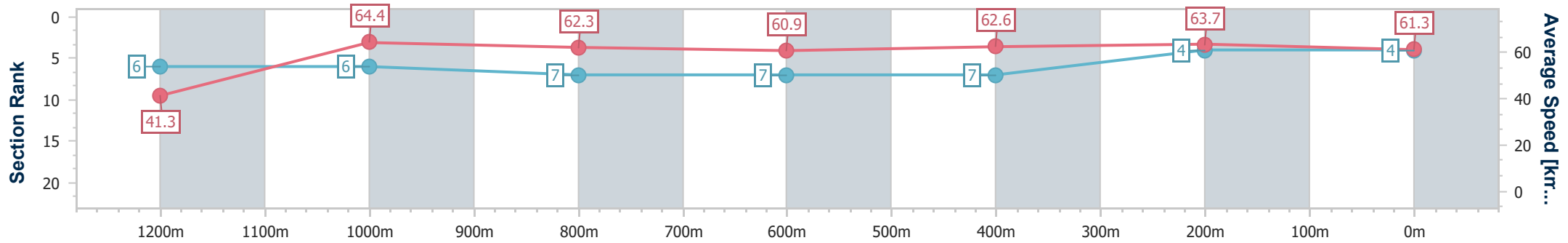


08 January 2025 - 17:46

BRISBANE  
RACING CLUB

Track Rating: Good 4, Weather: Fine, Rail Position: +9m Entire

| Section                | Overall                  | 1200m                    | 1000m                    | 800m                     | 600m                     | 400m                     | 200m                     |
|------------------------|--------------------------|--------------------------|--------------------------|--------------------------|--------------------------|--------------------------|--------------------------|
| Section Times          | 1:26.83 [4]<br>(0:17.46) | 1:09.37 [6]<br>(0:11.21) | 0:58.16 [6]<br>(0:11.65) | 0:46.51 [7]<br>(0:11.83) | 0:34.68 [7]<br>(0:11.55) | 0:23.13 [7]<br>(0:11.33) | 0:11.80 [4]<br>(0:11.80) |
| Average Speed [km/h]   | 41.3                     | 64.4                     | 62.3                     | 60.9                     | 62.6                     | 63.7                     | 61.3                     |
| Top Speed [km/h]       | 64.8                     | 65.3                     | 63.4                     | 61.8                     | 63.7                     | 64.0                     | 63.2                     |
| Avg. Dist. to Rail [m] | 3.9                      | 2.7                      | 1.3                      | 0.6                      | 0.5                      | 3.0                      | 3.8                      |
| Avg. Stride Freq. [Hz] | 2.3                      | 2.3                      | 2.3                      | 2.3                      | 2.3                      | 2.4                      | 2.4                      |
| Avg. Stride Length [m] | 6.7                      | 7.7                      | 7.6                      | 7.5                      | 7.5                      | 7.4                      | 7.1                      |



- [ ] Ranking at each section and finish
- .-.- No data available at this section
- NA No data available



|                                |                |
|--------------------------------|----------------|
| Horse/Jockey Name              | Ocean Zar      |
| Final Rank                     | 5              |
| Fastest Section Time (Section) | 0:10.88 (400m) |
| Top Speed [km/h] (Section)     | 67.3 (400m)    |
| Race State                     | Finished       |



Eagle Farm QLD Professional  
Race 7: LADBROKES BLACKBOOK BENCHMARK 68 Handicap  
- 1400m

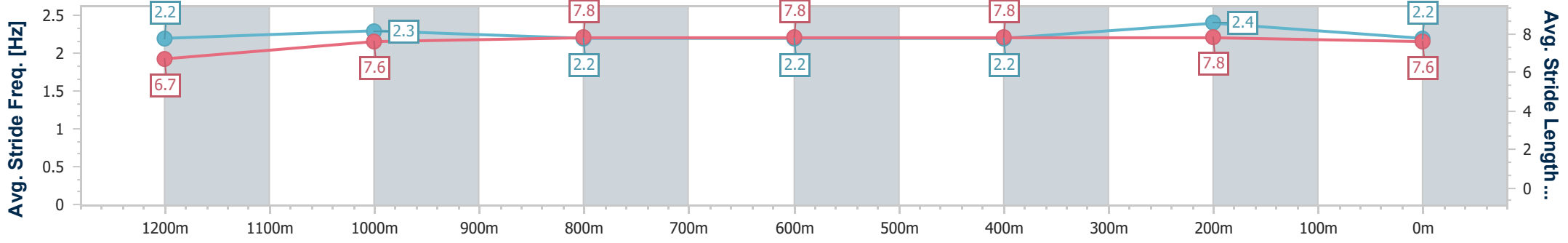
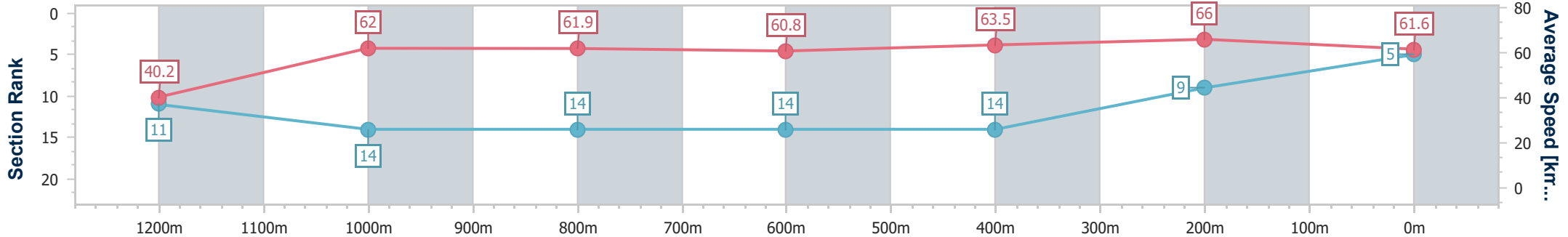


08 January 2025 - 17:46

BRISBANE  
RACING CLUB

Track Rating: Good 4, Weather: Fine, Rail Position: +9m Entire

| Section                | Overall                  | 1200m                     | 1000m                     | 800m                      | 600m                      | 400m                      | 200m                     |
|------------------------|--------------------------|---------------------------|---------------------------|---------------------------|---------------------------|---------------------------|--------------------------|
| Section Times          | 1:26.94 [5]<br>(0:17.98) | 1:08.96 [11]<br>(0:11.64) | 0:57.32 [14]<br>(0:11.69) | 0:45.63 [14]<br>(0:11.70) | 0:33.93 [14]<br>(0:11.30) | 0:22.63 [14]<br>(0:10.88) | 0:11.75 [9]<br>(0:11.75) |
| Average Speed [km/h]   | 40.2                     | 62.0                      | 61.9                      | 60.8                      | 63.5                      | 66.0                      | 61.6                     |
| Top Speed [km/h]       | 61.2                     | 64.4                      | 63.1                      | 62.5                      | 66.5                      | 67.3                      | 64.4                     |
| Avg. Dist. to Rail [m] | 7.9                      | 3.5                       | 1.0                       | 2.5                       | 1.6                       | 4.8                       | 5.9                      |
| Avg. Stride Freq. [Hz] | 2.2                      | 2.3                       | 2.2                       | 2.2                       | 2.2                       | 2.4                       | 2.2                      |
| Avg. Stride Length [m] | 6.7                      | 7.6                       | 7.8                       | 7.8                       | 7.8                       | 7.8                       | 7.6                      |



- [ ] Ranking at each section and finish
- .-.- No data available at this section
- NA No data available



|                                |                |
|--------------------------------|----------------|
| Horse/Jockey Name              | Googaz         |
| Final Rank                     | 6              |
| Fastest Section Time (Section) | 0:10.97 (400m) |
| Top Speed [km/h] (Section)     | 66.9 (400m)    |
| Race State                     | Finished       |



Eagle Farm QLD Professional  
Race 7: LADBROKES BLACKBOOK BENCHMARK 68 Handicap  
- 1400m

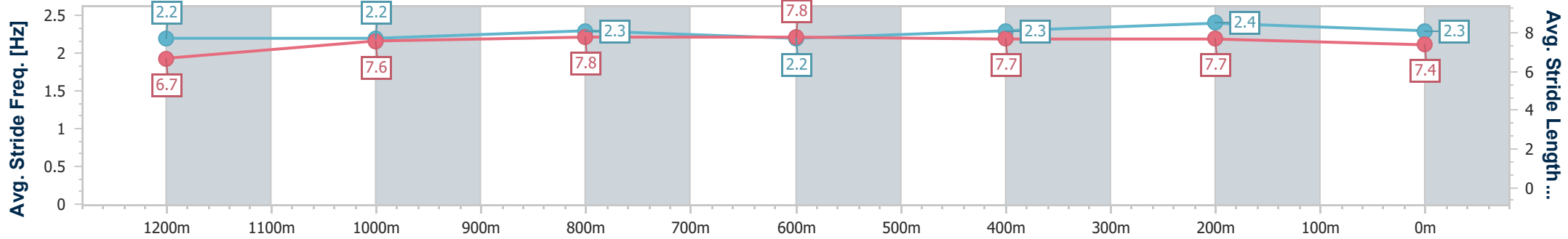
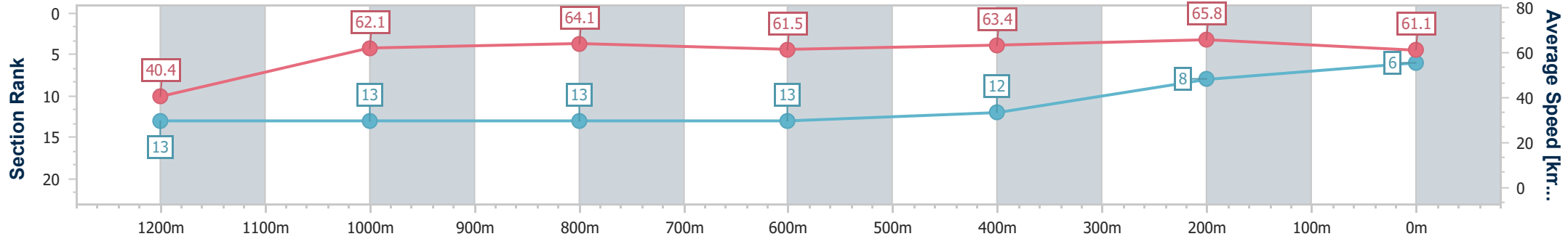


08 January 2025 - 17:46

BRISBANE  
RACING CLUB

Track Rating: Good 4, Weather: Fine, Rail Position: +9m Entire

| Section                | Overall                  | 1200m                     | 1000m                     | 800m                      | 600m                      | 400m                      | 200m                     |
|------------------------|--------------------------|---------------------------|---------------------------|---------------------------|---------------------------|---------------------------|--------------------------|
| Section Times          | 1:26.96 [6]<br>(0:17.99) | 1:08.97 [13]<br>(0:11.62) | 0:57.35 [13]<br>(0:11.41) | 0:45.94 [13]<br>(0:11.76) | 0:34.18 [13]<br>(0:11.37) | 0:22.81 [12]<br>(0:10.97) | 0:11.84 [8]<br>(0:11.84) |
| Average Speed [km/h]   | 40.4                     | 62.1                      | 64.1                      | 61.5                      | 63.4                      | 65.8                      | 61.1                     |
| Top Speed [km/h]       | 60.5                     | 63.9                      | 66.5                      | 62.5                      | 65.9                      | 66.9                      | 64.6                     |
| Avg. Dist. to Rail [m] | 11.0                     | 4.2                       | 2.8                       | 1.2                       | 0.8                       | 5.1                       | 5.9                      |
| Avg. Stride Freq. [Hz] | 2.2                      | 2.2                       | 2.3                       | 2.2                       | 2.3                       | 2.4                       | 2.3                      |
| Avg. Stride Length [m] | 6.7                      | 7.6                       | 7.8                       | 7.8                       | 7.7                       | 7.7                       | 7.4                      |



- [ ] Ranking at each section and finish
- .-.- No data available at this section
- NA No data available



|                                |                 |
|--------------------------------|-----------------|
| Horse/Jockey Name              | Grand Meteor    |
| Final Rank                     | 7               |
| Fastest Section Time (Section) | 0:11.12 (1200m) |
| Top Speed [km/h] (Section)     | 65.9 (1200m)    |
| Race State                     | Finished        |



Eagle Farm QLD Professional  
Race 7: LADBROKES BLACKBOOK BENCHMARK 68 Handicap  
- 1400m

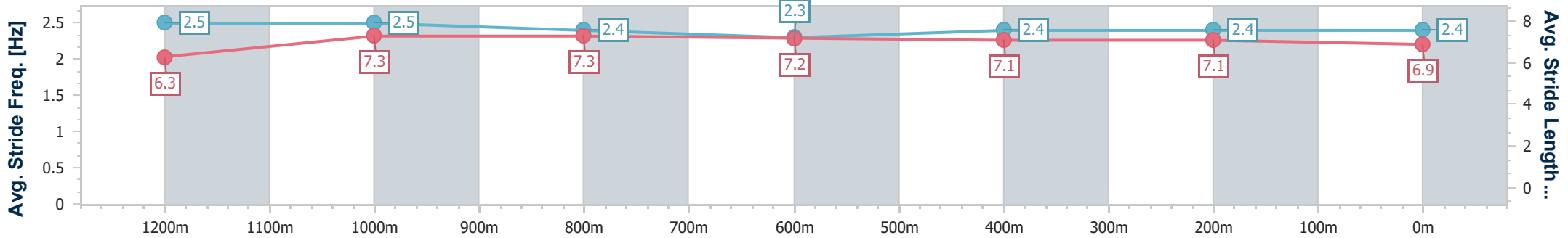
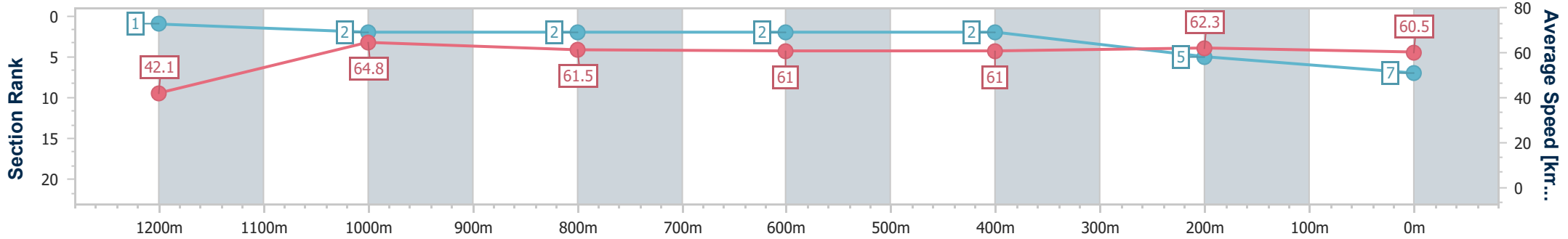


08 January 2025 - 17:46

BRISBANE  
RACING CLUB

Track Rating: Good 4, Weather: Fine, Rail Position: +9m Entire

| Section                | Overall                  | 1200m                    | 1000m                    | 800m                     | 600m                     | 400m                     | 200m                     |
|------------------------|--------------------------|--------------------------|--------------------------|--------------------------|--------------------------|--------------------------|--------------------------|
| Section Times          | 1:27.02 [7]<br>(0:17.18) | 1:09.84 [1]<br>(0:11.12) | 0:58.72 [2]<br>(0:11.72) | 0:47.00 [2]<br>(0:11.75) | 0:35.25 [2]<br>(0:11.71) | 0:23.54 [2]<br>(0:11.56) | 0:11.98 [5]<br>(0:11.98) |
| Average Speed [km/h]   | 42.1                     | 64.8                     | 61.5                     | 61.0                     | 61.0                     | 62.3                     | 60.5                     |
| Top Speed [km/h]       | 65.9                     | 65.9                     | 62.9                     | 61.6                     | 62.8                     | 63.5                     | 61.6                     |
| Avg. Dist. to Rail [m] | 3.4                      | 1.7                      | 0.6                      | 1.1                      | 1.4                      | 1.4                      | 1.7                      |
| Avg. Stride Freq. [Hz] | 2.5                      | 2.5                      | 2.4                      | 2.3                      | 2.4                      | 2.4                      | 2.4                      |
| Avg. Stride Length [m] | 6.3                      | 7.3                      | 7.3                      | 7.2                      | 7.1                      | 7.1                      | 6.9                      |



- [ ] Ranking at each section and finish
- .-.- No data available at this section
- NA No data available



|                                |                 |
|--------------------------------|-----------------|
| Horse/Jockey Name              | Kareem          |
| Final Rank                     | 8               |
| Fastest Section Time (Section) | 0:11.28 (1200m) |
| Top Speed [km/h] (Section)     | 65.3 (400m)     |
| Race State                     | Finished        |



Eagle Farm QLD Professional  
Race 7: LADBROKES BLACKBOOK BENCHMARK 68 Handicap  
- 1400m

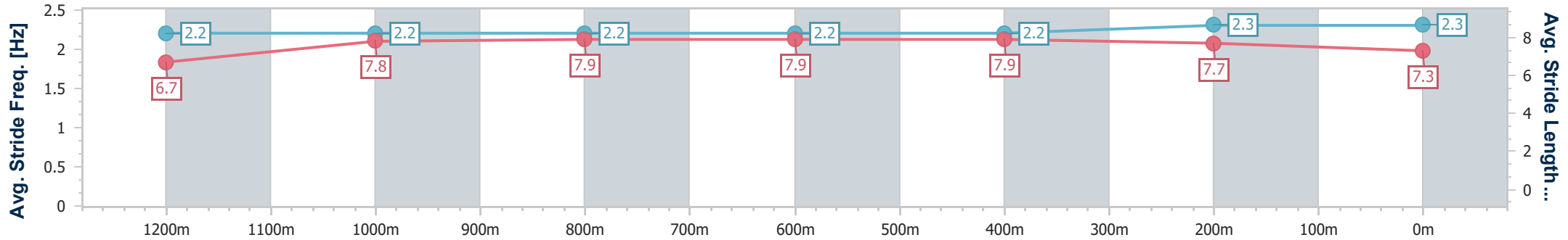
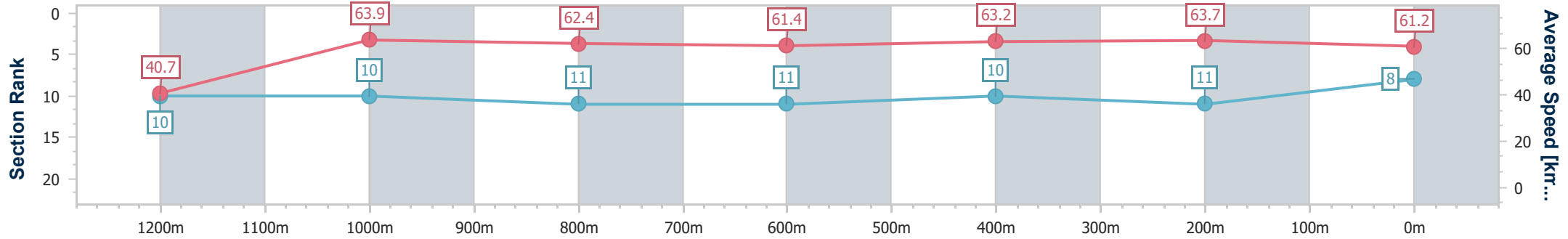


08 January 2025 - 17:46

BRISBANE  
RACING CLUB

Track Rating: Good 4, Weather: Fine, Rail Position: +9m Entire

| Section                | Overall                  | 1200m                     | 1000m                     | 800m                      | 600m                      | 400m                      | 200m                      |
|------------------------|--------------------------|---------------------------|---------------------------|---------------------------|---------------------------|---------------------------|---------------------------|
| Section Times          | 1:27.18 [8]<br>(0:17.80) | 1:09.38 [10]<br>(0:11.28) | 0:58.10 [10]<br>(0:11.67) | 0:46.43 [11]<br>(0:11.83) | 0:34.60 [11]<br>(0:11.41) | 0:23.19 [10]<br>(0:11.28) | 0:11.91 [11]<br>(0:11.91) |
| Average Speed [km/h]   | 40.7                     | 63.9                      | 62.4                      | 61.4                      | 63.2                      | 63.7                      | 61.2                      |
| Top Speed [km/h]       | 62.8                     | 65.2                      | 63.5                      | 62.0                      | 64.8                      | 65.3                      | 61.7                      |
| Avg. Dist. to Rail [m] | 8.7                      | 3.1                       | 2.8                       | 1.5                       | 0.4                       | 2.7                       | 3.0                       |
| Avg. Stride Freq. [Hz] | 2.2                      | 2.2                       | 2.2                       | 2.2                       | 2.2                       | 2.3                       | 2.3                       |
| Avg. Stride Length [m] | 6.7                      | 7.8                       | 7.9                       | 7.9                       | 7.9                       | 7.7                       | 7.3                       |



- [ ] Ranking at each section and finish
- .-.- No data available at this section
- NA No data available





|                                |                 |
|--------------------------------|-----------------|
| Horse/Jockey Name              | Trapedo         |
| Final Rank                     | 9               |
| Fastest Section Time (Section) | 0:11.08 (1200m) |
| Top Speed [km/h] (Section)     | 66.7 (1200m)    |
| Race State                     | Finished        |



Eagle Farm QLD Professional  
Race 7: LADBROKES BLACKBOOK BENCHMARK 68 Handicap  
- 1400m

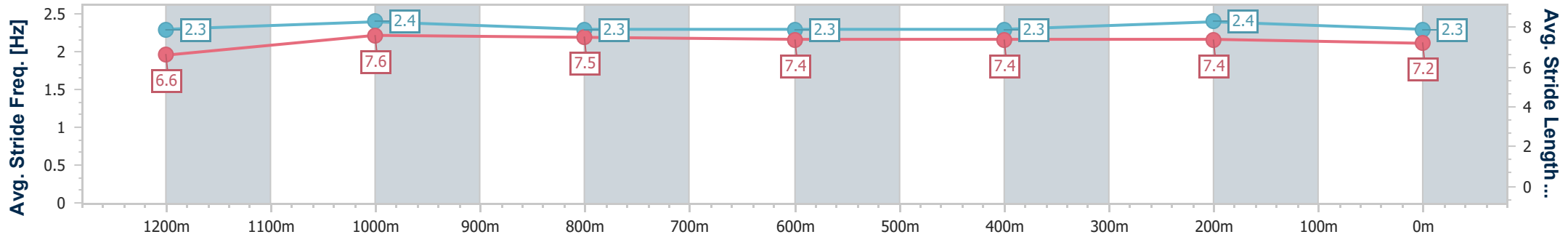
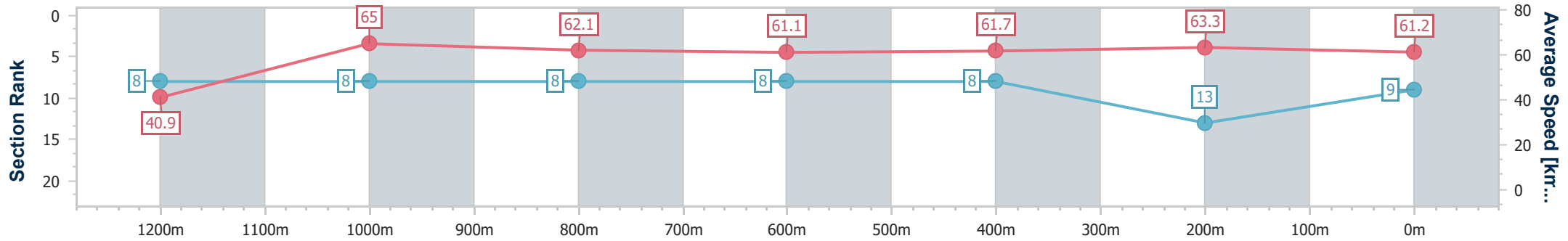


08 January 2025 - 17:46

BRISBANE  
RACING CLUB

Track Rating: Good 4, Weather: Fine, Rail Position: +9m Entire

| Section                | Overall                  | 1200m                    | 1000m                    | 800m                     | 600m                     | 400m                     | 200m                      |
|------------------------|--------------------------|--------------------------|--------------------------|--------------------------|--------------------------|--------------------------|---------------------------|
| Section Times          | 1:27.19 [9]<br>(0:17.69) | 1:09.50 [8]<br>(0:11.08) | 0:58.42 [8]<br>(0:11.69) | 0:46.73 [8]<br>(0:11.81) | 0:34.92 [8]<br>(0:11.64) | 0:23.28 [8]<br>(0:11.39) | 0:11.89 [13]<br>(0:11.89) |
| Average Speed [km/h]   | 40.9                     | 65.0                     | 62.1                     | 61.1                     | 61.7                     | 63.3                     | 61.2                      |
| Top Speed [km/h]       | 64.7                     | 66.7                     | 63.9                     | 61.7                     | 63.5                     | 64.4                     | 61.6                      |
| Avg. Dist. to Rail [m] | 2.8                      | 1.9                      | 1.3                      | 0.6                      | 0.3                      | 2.0                      | 2.7                       |
| Avg. Stride Freq. [Hz] | 2.3                      | 2.4                      | 2.3                      | 2.3                      | 2.3                      | 2.4                      | 2.3                       |
| Avg. Stride Length [m] | 6.6                      | 7.6                      | 7.5                      | 7.4                      | 7.4                      | 7.4                      | 7.2                       |



- [ ] Ranking at each section and finish
- .-.- No data available at this section
- NA No data available



|                                |                |
|--------------------------------|----------------|
| Horse/Jockey Name              | Jovita         |
| Final Rank                     | 10             |
| Fastest Section Time (Section) | 0:11.14 (400m) |
| Top Speed [km/h] (Section)     | 65.1 (400m)    |
| Race State                     | Finished       |



Eagle Farm QLD Professional  
Race 7: LADBROKES BLACKBOOK BENCHMARK 68 Handicap  
- 1400m

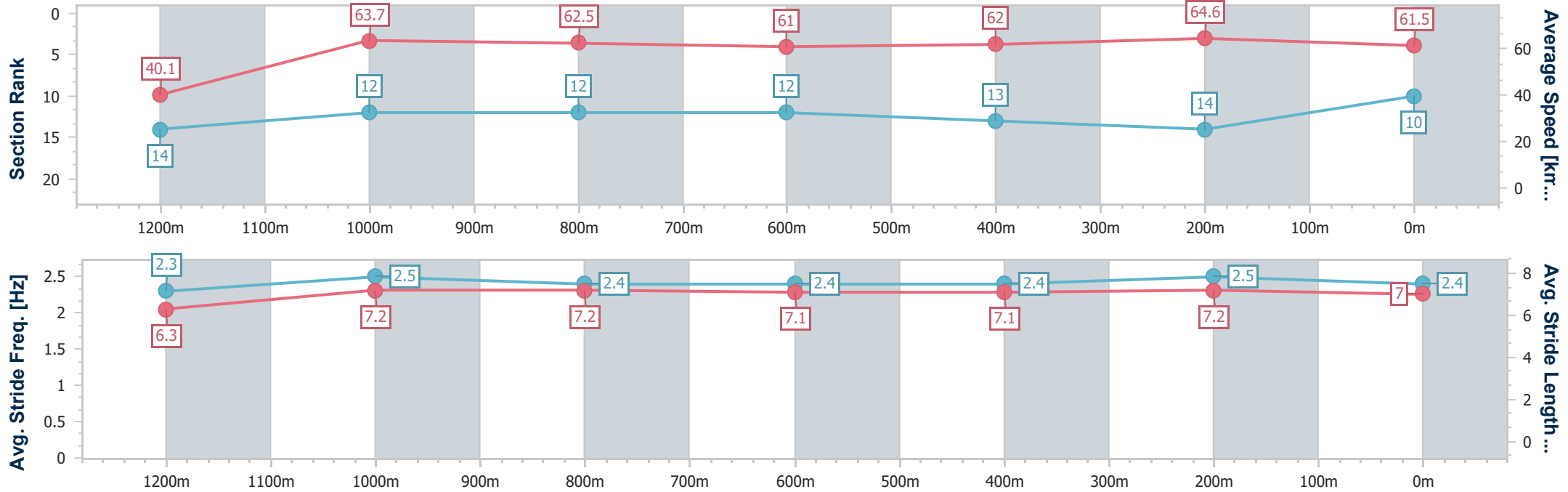


08 January 2025 - 17:46

BRISBANE  
RACING CLUB

Track Rating: Good 4, Weather: Fine, Rail Position: +9m Entire

| Section                | Overall                   | 1200m                     | 1000m                     | 800m                      | 600m                      | 400m                      | 200m                      |
|------------------------|---------------------------|---------------------------|---------------------------|---------------------------|---------------------------|---------------------------|---------------------------|
| Section Times          | 1:27.26 [10]<br>(0:18.01) | 1:09.25 [14]<br>(0:11.35) | 0:57.90 [12]<br>(0:11.59) | 0:46.31 [12]<br>(0:11.80) | 0:34.51 [12]<br>(0:11.56) | 0:22.95 [13]<br>(0:11.14) | 0:11.81 [14]<br>(0:11.81) |
| Average Speed [km/h]   | 40.1                      | 63.7                      | 62.5                      | 61.0                      | 62.0                      | 64.6                      | 61.5                      |
| Top Speed [km/h]       | 64.1                      | 63.9                      | 63.5                      | 62.4                      | 64.8                      | 65.1                      | 63.1                      |
| Avg. Dist. to Rail [m] | 8.5                       | 2.5                       | 1.2                       | 0.4                       | 0.9                       | 2.1                       | 6.4                       |
| Avg. Stride Freq. [Hz] | 2.3                       | 2.5                       | 2.4                       | 2.4                       | 2.4                       | 2.5                       | 2.4                       |
| Avg. Stride Length [m] | 6.3                       | 7.2                       | 7.2                       | 7.1                       | 7.1                       | 7.2                       | 7.0                       |



- [ ] Ranking at each section and finish
- .-.- No data available at this section
- NA No data available



|                                |                 |
|--------------------------------|-----------------|
| Horse/Jockey Name              | Rebel's Edge    |
| Final Rank                     | 11              |
| Fastest Section Time (Section) | 0:11.16 (1200m) |
| Top Speed [km/h] (Section)     | 65.6 (1200m)    |
| Race State                     | Finished        |



Eagle Farm QLD Professional  
Race 7: LADBROKES BLACKBOOK BENCHMARK 68 Handicap  
- 1400m

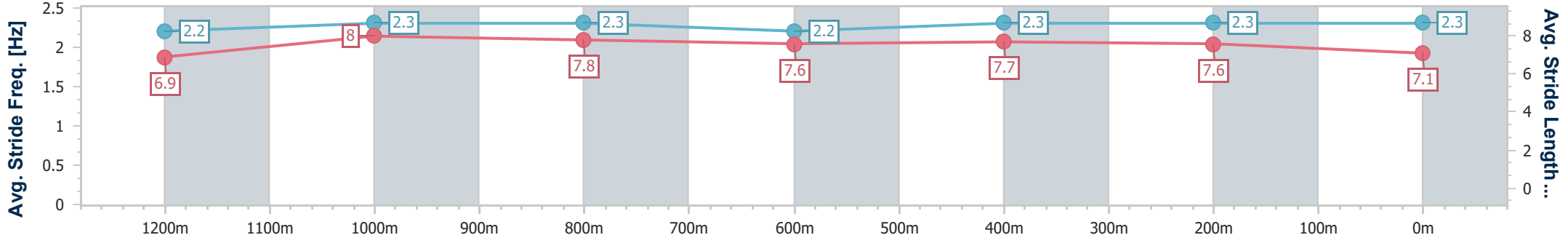
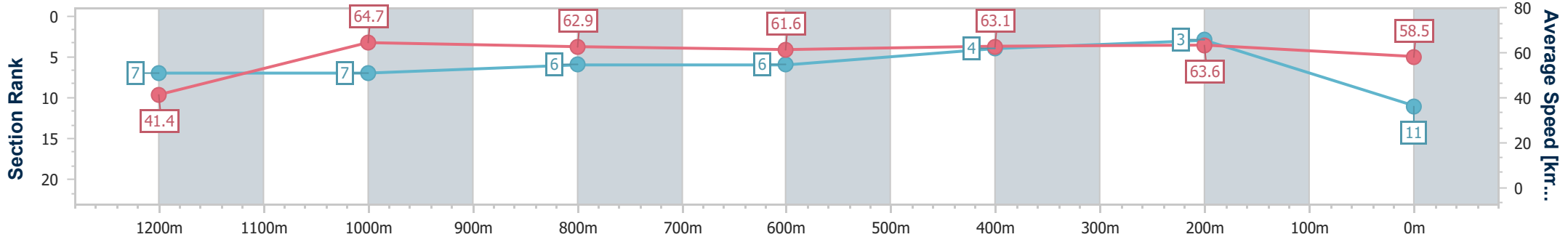


BRISBANE  
RACING CLUB

08 January 2025 - 17:46

Track Rating: Good 4, Weather: Fine, Rail Position: +9m Entire

| Section                | Overall                   | 1200m                    | 1000m                    | 800m                     | 600m                     | 400m                     | 200m                     |
|------------------------|---------------------------|--------------------------|--------------------------|--------------------------|--------------------------|--------------------------|--------------------------|
| Section Times          | 1:27.30 [11]<br>(0:17.54) | 1:09.76 [7]<br>(0:11.16) | 0:58.60 [7]<br>(0:11.61) | 0:46.99 [6]<br>(0:11.80) | 0:35.19 [6]<br>(0:11.48) | 0:23.71 [4]<br>(0:11.33) | 0:12.38 [3]<br>(0:12.38) |
| Average Speed [km/h]   | 41.4                      | 64.7                     | 62.9                     | 61.6                     | 63.1                     | 63.6                     | 58.5                     |
| Top Speed [km/h]       | 63.8                      | 65.6                     | 64.0                     | 62.9                     | 64.3                     | 64.9                     | 61.4                     |
| Avg. Dist. to Rail [m] | 7.6                       | 3.8                      | 3.2                      | 2.1                      | 1.6                      | 4.0                      | 4.3                      |
| Avg. Stride Freq. [Hz] | 2.2                       | 2.3                      | 2.3                      | 2.2                      | 2.3                      | 2.3                      | 2.3                      |
| Avg. Stride Length [m] | 6.9                       | 8.0                      | 7.8                      | 7.6                      | 7.7                      | 7.6                      | 7.1                      |



- [ ] Ranking at each section and finish
- .-.- No data available at this section
- NA No data available



|                                |                 |
|--------------------------------|-----------------|
| Horse/Jockey Name              | Counter         |
| Final Rank                     | 12              |
| Fastest Section Time (Section) | 0:11.12 (1200m) |
| Top Speed [km/h] (Section)     | 66.6 (1200m)    |
| Race State                     | Finished        |



Eagle Farm QLD Professional  
Race 7: LADBROKES BLACKBOOK BENCHMARK 68 Handicap  
- 1400m

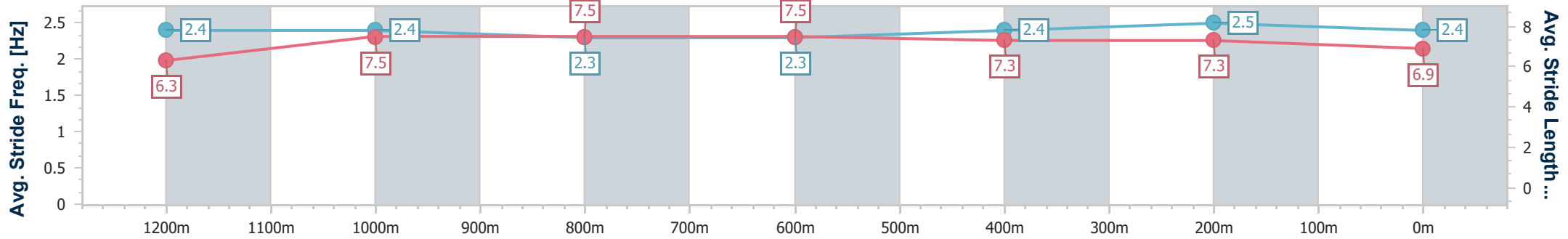
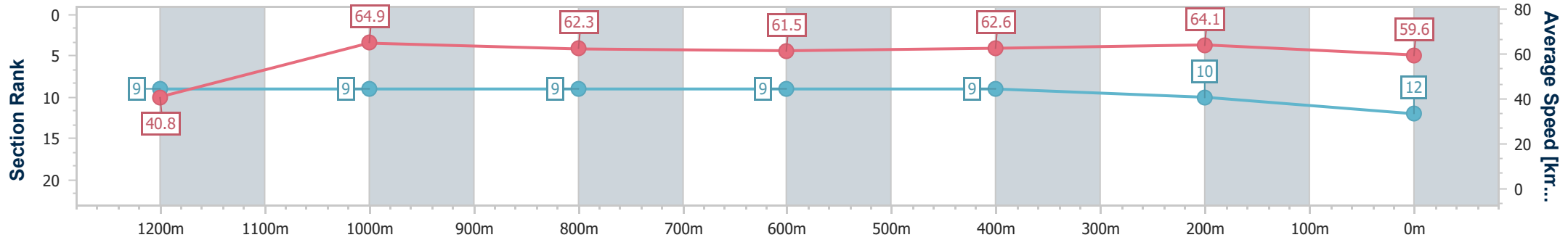


08 January 2025 - 17:46

BRISBANE  
RACING CLUB

Track Rating: Good 4, Weather: Fine, Rail Position: +9m Entire

| Section                | Overall                   | 1200m                    | 1000m                    | 800m                     | 600m                     | 400m                     | 200m                      |
|------------------------|---------------------------|--------------------------|--------------------------|--------------------------|--------------------------|--------------------------|---------------------------|
| Section Times          | 1:27.34 [12]<br>(0:17.72) | 1:09.62 [9]<br>(0:11.12) | 0:58.50 [9]<br>(0:11.71) | 0:46.79 [9]<br>(0:11.83) | 0:34.96 [9]<br>(0:11.60) | 0:23.36 [9]<br>(0:11.24) | 0:12.12 [10]<br>(0:12.12) |
| Average Speed [km/h]   | 40.8                      | 64.9                     | 62.3                     | 61.5                     | 62.6                     | 64.1                     | 59.6                      |
| Top Speed [km/h]       | 65.8                      | 66.6                     | 63.8                     | 62.8                     | 64.9                     | 65.9                     | 62.1                      |
| Avg. Dist. to Rail [m] | 6.7                       | 2.7                      | 2.2                      | 2.4                      | 2.2                      | 4.3                      | 6.1                       |
| Avg. Stride Freq. [Hz] | 2.4                       | 2.4                      | 2.3                      | 2.3                      | 2.4                      | 2.5                      | 2.4                       |
| Avg. Stride Length [m] | 6.3                       | 7.5                      | 7.5                      | 7.5                      | 7.3                      | 7.3                      | 6.9                       |



- [ ] Ranking at each section and finish
- .-.- No data available at this section
- NA No data available



|                                |                 |
|--------------------------------|-----------------|
| Horse/Jockey Name              | New Level       |
| Final Rank                     | 13              |
| Fastest Section Time (Section) | 0:10.93 (1200m) |
| Top Speed [km/h] (Section)     | 66.5 (1200m)    |
| Race State                     | Finished        |



Eagle Farm QLD Professional  
Race 7: LADBROKES BLACKBOOK BENCHMARK 68 Handicap  
- 1400m

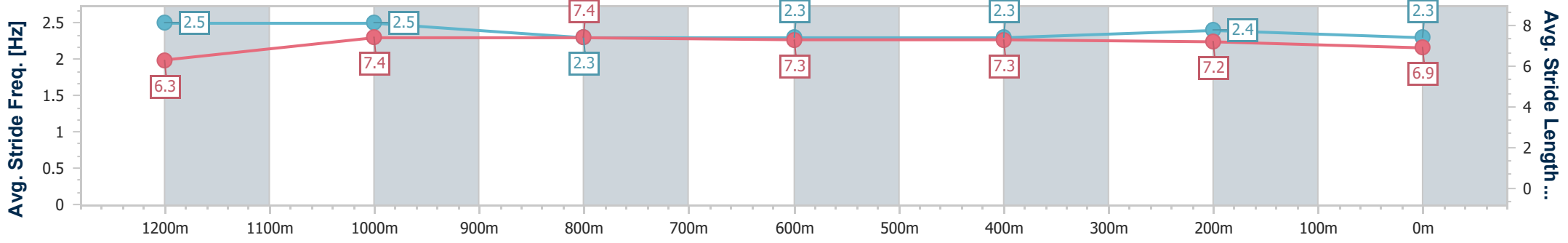
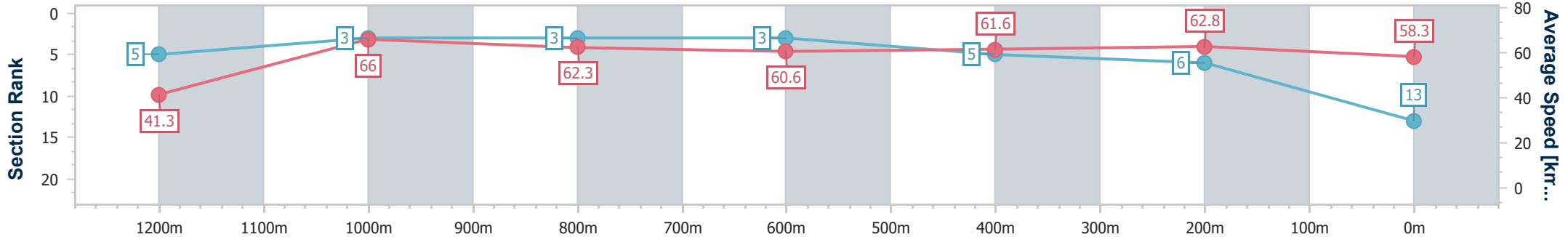


08 January 2025 - 17:46

BRISBANE  
RACING CLUB

Track Rating: Good 4, Weather: Fine, Rail Position: +9m Entire

| Section                | Overall                   | 1200m                    | 1000m                    | 800m                     | 600m                     | 400m                     | 200m                     |
|------------------------|---------------------------|--------------------------|--------------------------|--------------------------|--------------------------|--------------------------|--------------------------|
| Section Times          | 1:27.48 [13]<br>(0:17.43) | 1:10.05 [5]<br>(0:10.93) | 0:59.12 [3]<br>(0:11.68) | 0:47.44 [3]<br>(0:11.86) | 0:35.58 [3]<br>(0:11.70) | 0:23.88 [5]<br>(0:11.45) | 0:12.43 [6]<br>(0:12.43) |
| Average Speed [km/h]   | 41.3                      | 66.0                     | 62.3                     | 60.6                     | 61.6                     | 62.8                     | 58.3                     |
| Top Speed [km/h]       | 65.8                      | 66.5                     | 65.9                     | 62.3                     | 62.7                     | 64.4                     | 60.7                     |
| Avg. Dist. to Rail [m] | 4.4                       | 3.1                      | 1.6                      | 0.9                      | 0.5                      | 0.4                      | 0.2                      |
| Avg. Stride Freq. [Hz] | 2.5                       | 2.5                      | 2.3                      | 2.3                      | 2.3                      | 2.4                      | 2.3                      |
| Avg. Stride Length [m] | 6.3                       | 7.4                      | 7.4                      | 7.3                      | 7.3                      | 7.2                      | 6.9                      |



- [ ] Ranking at each section and finish
- .-.- No data available at this section
- NA No data available



|                                |                 |
|--------------------------------|-----------------|
| Horse/Jockey Name              | Skywriter       |
| Final Rank                     | 14              |
| Fastest Section Time (Section) | 0:11.14 (1200m) |
| Top Speed [km/h] (Section)     | 65.5 (1200m)    |
| Race State                     | Finished        |



Eagle Farm QLD Professional  
Race 7: LADBROKES BLACKBOOK BENCHMARK 68 Handicap  
- 1400m

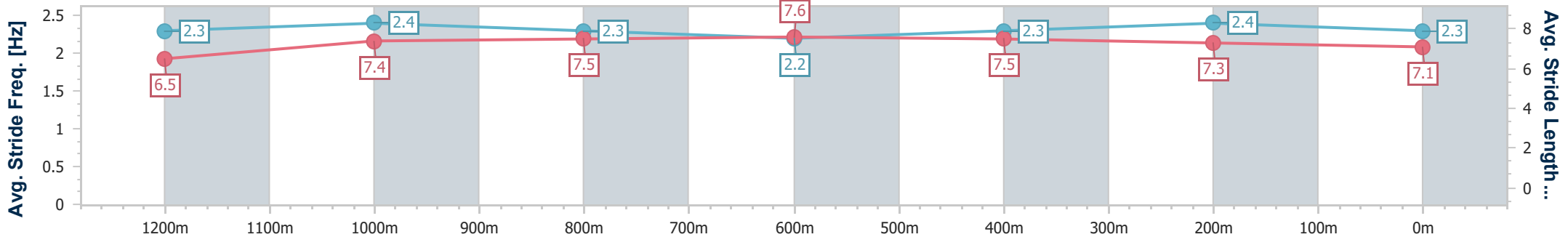
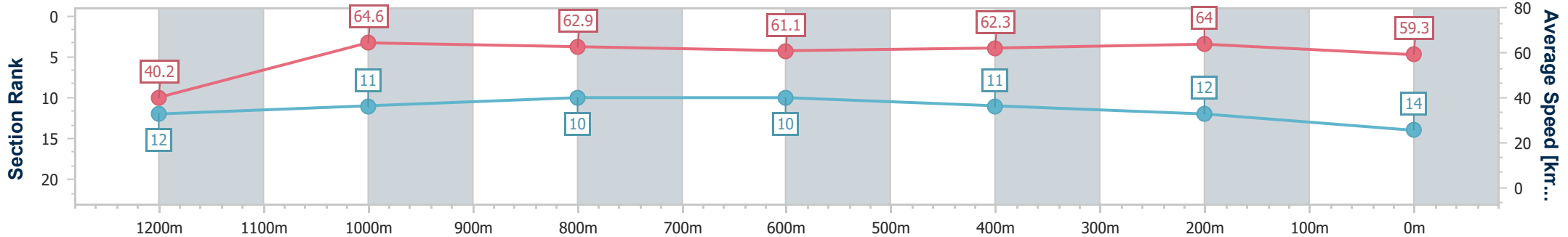


08 January 2025 - 17:46

BRISBANE  
RACING CLUB

Track Rating: Good 4, Weather: Fine, Rail Position: +9m Entire

| Section                | Overall                   | 1200m                     | 1000m                     | 800m                      | 600m                      | 400m                      | 200m                      |
|------------------------|---------------------------|---------------------------|---------------------------|---------------------------|---------------------------|---------------------------|---------------------------|
| Section Times          | 1:27.50 [14]<br>(0:17.99) | 1:09.51 [12]<br>(0:11.14) | 0:58.37 [11]<br>(0:11.54) | 0:46.83 [10]<br>(0:11.84) | 0:34.99 [10]<br>(0:11.55) | 0:23.44 [11]<br>(0:11.22) | 0:12.22 [12]<br>(0:12.22) |
| Average Speed [km/h]   | 40.2                      | 64.6                      | 62.9                      | 61.1                      | 62.3                      | 64.0                      | 59.3                      |
| Top Speed [km/h]       | 63.2                      | 65.5                      | 64.5                      | 61.6                      | 64.7                      | 65.4                      | 61.9                      |
| Avg. Dist. to Rail [m] | 4.9                       | 1.8                       | 1.3                       | 0.7                       | 0.3                       | 0.2                       | 0.4                       |
| Avg. Stride Freq. [Hz] | 2.3                       | 2.4                       | 2.3                       | 2.2                       | 2.3                       | 2.4                       | 2.3                       |
| Avg. Stride Length [m] | 6.5                       | 7.4                       | 7.5                       | 7.6                       | 7.5                       | 7.3                       | 7.1                       |



- [ ] Ranking at each section and finish
- .-.- No data available at this section
- NA No data available