



# Ipswich QLD Professional

## Race 1: RAY WHITE IPSWICH QTIS Two-Years-Old Maiden Plate - 1200m

07 January 2025 - 13:48



Track Rating: Soft 5, Weather: Fine, Rail Position: +3m Entire

Section		Overall	1000m	800m	600m	400m	200m	Last 600m					
Field Times		1:10.92 (0:13.80)	0:57.12 (0:10.92)	0:46.20 (0:11.24)	0:34.96 (0:11.51)	0:23.45 (0:11.56)	0:11.89 (0:11.89)	0:34.96					
Rank	TAB Horse/Jockey	Barrier	Top Speed [km/h]	Fastest Section	Margin								Distance Travelled [m]
1	8 WOLLZEILE Damien Thornton	4	66.8 1000m	0:10.92 1000m	1:10.92 [1] (0:13.80)	0:57.12 [1] (0:10.92)	0:46.20 [1] (0:11.24)	0:34.96 [1] (0:11.51)	0:23.45 [1] (0:11.56)	0:11.89 [1] (0:11.89)	1:10.92	0:34.96	
2	5 DECEITFUL MISS Georgina Cartwright	1	66.1 1000m	0:10.97 1000m	1:11.69 [2] (0:14.13)	0:57.56 [4] (0:10.97)	0:46.59 [3] (0:11.11)	0:35.48 [3] (0:11.50)	0:23.98 [3] (0:11.59)	0:12.39 [2] (0:12.39)	4.52L	0:35.48	+0
3	7 REDMISS Les Tilley	6	67.9 1000m	0:10.88 1000m	1:12.31 [3] (0:13.96)	0:58.35 [2] (0:10.88)	0:47.47 [2] (0:11.17)	0:36.30 [2] (0:11.52)	0:24.78 [2] (0:12.00)	0:12.78 [3] (0:12.78)	8.19L	0:36.30	+4
4	3 TORQUE SO RARE Jake Bayliss	3	65.7 1000m	0:11.03 1000m	1:12.35 [4] (0:14.11)	0:58.24 [3] (0:11.03)	0:47.21 [4] (0:11.21)	0:36.00 [4] (0:11.52)	0:24.48 [4] (0:12.13)	0:12.35 [4] (0:12.35)	8.39L	0:36.00	+3
5	2 SHIP HAPPENS Gabrielle Semmens	7	65.3 800m	0:11.17 800m	1:12.39 [5] (0:14.19)	0:58.20 [5] (0:11.35)	0:46.85 [6] (0:11.17)	0:35.68 [6] (0:11.63)	0:24.05 [6] (0:12.03)	0:12.02 [6] (0:12.02)	8.63L	0:35.68	+2
6	1 INSIDE PASSAGE Kyle Wilson-Taylor	5	65.6 1000m	0:11.04 800m	1:13.18 [6] (0:14.34)	0:58.84 [6] (0:11.06)	0:47.78 [5] (0:11.04)	0:36.74 [5] (0:11.61)	0:25.13 [5] (0:12.20)	0:12.93 [5] (0:12.93)	13.32L	0:36.74	+3

Scratched: Insain Lady (#6), Whatta Mission (#4)

[ ] Ranking at each section and finish  
 -:-:- No data available at this section  
 NA No data available

SCN Saddle cloth number  
 DNF Did not finish  
 DNT Did not track



Horse/Jockey Name	Wollzeile
Final Rank	1
Fastest Section Time (Section)	0:10.92 (1000m)
Top Speed [km/h] (Section)	66.8 (1000m)
Race State	Finished



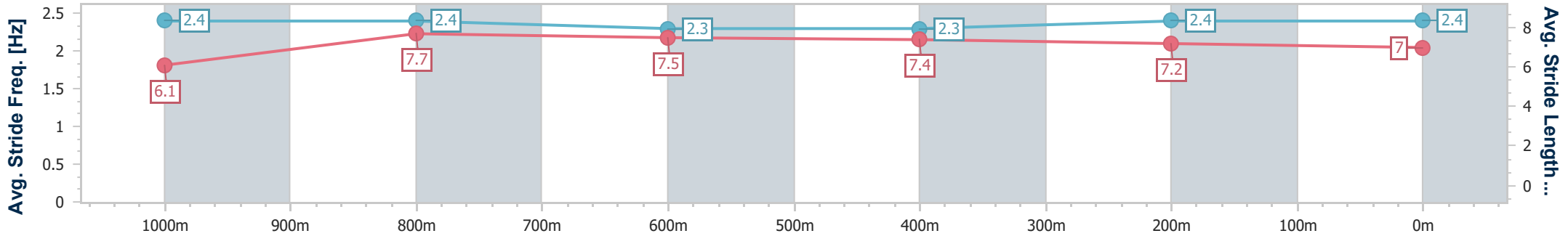
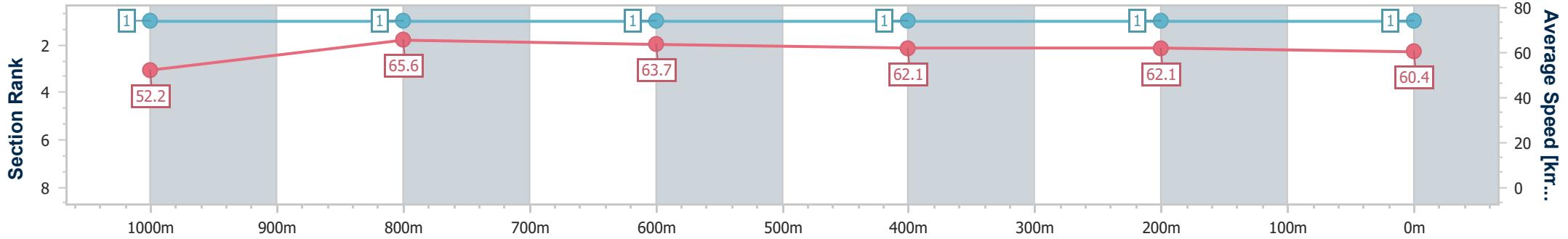
Ipswich QLD Professional  
Race 1: RAY WHITE IPSWICH QTIS Two-Years-Old Maiden Plate - 1200m



07 January 2025 - 13:48

Track Rating: Soft 5, Weather: Fine, Rail Position: +3m Entire

Section	Overall	1000m	800m	600m	400m	200m
Section Times	1:10.92 [1] (0:13.80)	0:57.12 [1] (0:10.92)	0:46.20 [1] (0:11.24)	0:34.96 [1] (0:11.51)	0:23.45 [1] (0:11.56)	0:11.89 [1] (0:11.89)
Average Speed [km/h]	52.2	65.6	63.7	62.1	62.1	60.4
Top Speed [km/h]	66.1	66.8	64.7	63.8	63.0	63.3
Avg. Dist. to Rail [m]	3.1	1.0	1.5	1.6	1.1	0.5
Avg. Stride Freq. [Hz]	2.4	2.4	2.3	2.3	2.4	2.4
Avg. Stride Length [m]	6.1	7.7	7.5	7.4	7.2	7.0



- [ ] Ranking at each section and finish
- .-.- No data available at this section
- NA No data available



Horse/Jockey Name	Deceitful Miss
Final Rank	2
Fastest Section Time (Section)	0:10.97 (1000m)
Top Speed [km/h] (Section)	66.1 (1000m)
Race State	Finished



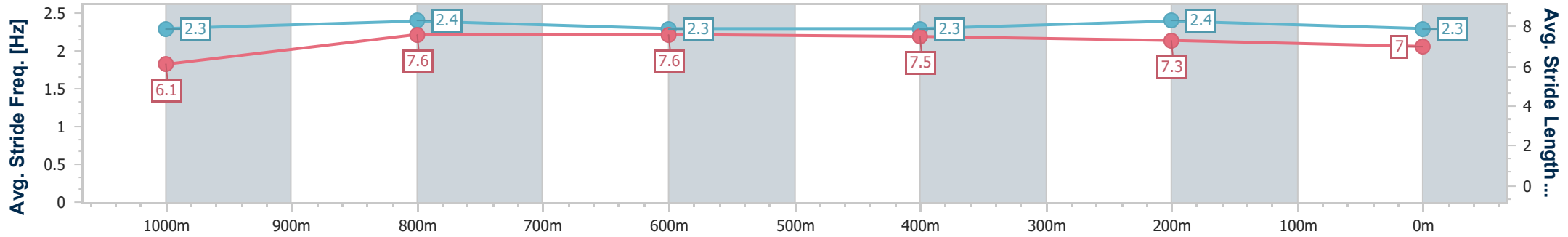
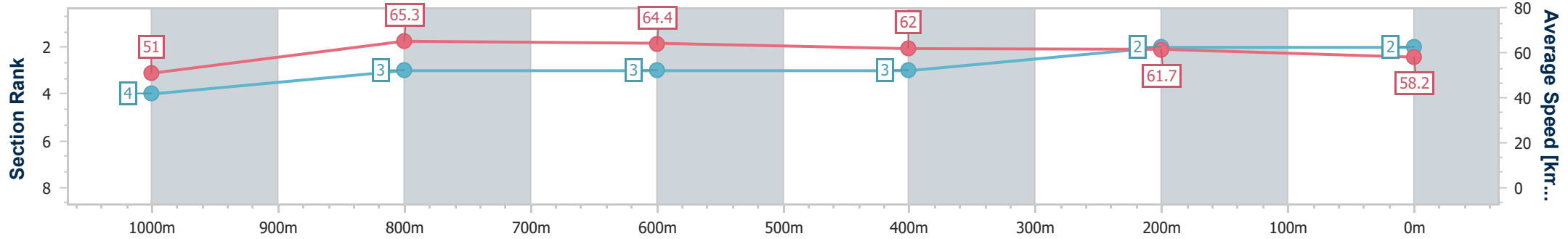
Ipswich QLD Professional  
Race 1: RAY WHITE IPSWICH QTIS Two-Years-Old Maiden Plate - 1200m



07 January 2025 - 13:48

Track Rating: Soft 5, Weather: Fine, Rail Position: +3m Entire

Section	Overall	1000m	800m	600m	400m	200m
Section Times	1:11.69 [2] (0:14.13)	0:57.56 [4] (0:10.97)	0:46.59 [3] (0:11.11)	0:35.48 [3] (0:11.50)	0:23.98 [3] (0:11.59)	0:12.39 [2] (0:12.39)
Average Speed [km/h]	51.0	65.3	64.4	62.0	61.7	58.2
Top Speed [km/h]	64.5	66.1	65.5	63.2	62.4	60.9
Avg. Dist. to Rail [m]	1.5	0.9	2.2	2.2	1.6	0.6
Avg. Stride Freq. [Hz]	2.3	2.4	2.3	2.3	2.4	2.3
Avg. Stride Length [m]	6.1	7.6	7.6	7.5	7.3	7.0



- [ ] Ranking at each section and finish
- .-.- No data available at this section
- NA No data available



Horse/Jockey Name	Redmiss
Final Rank	3
Fastest Section Time (Section)	0:10.88 (1000m)
Top Speed [km/h] (Section)	67.9 (1000m)
Race State	Finished



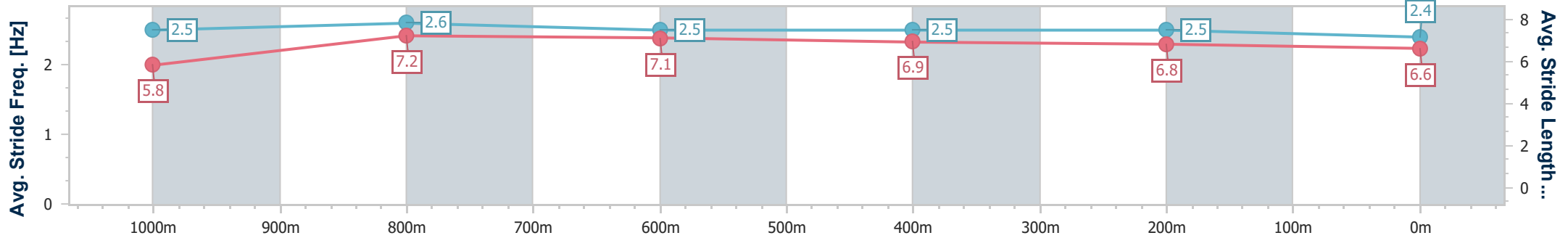
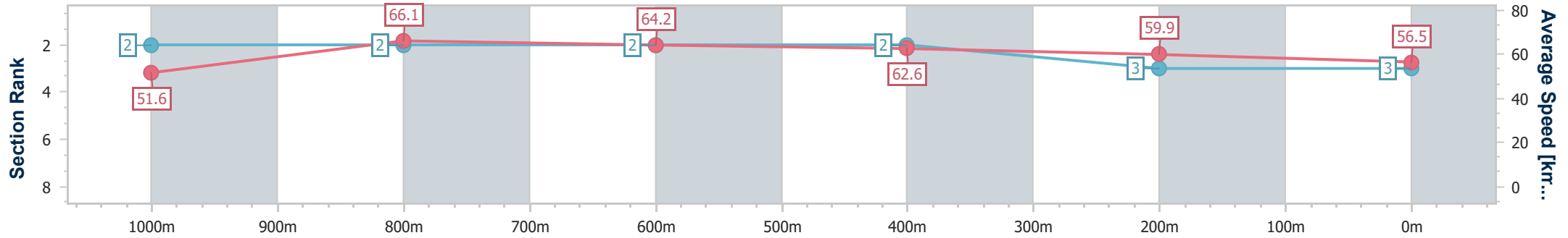
Ipswich QLD Professional  
Race 1: RAY WHITE IPSWICH QTIS Two-Years-Old Maiden Plate  
- 1200m



07 January 2025 - 13:48

Track Rating: Soft 5, Weather: Fine, Rail Position: +3m Entire

Section	Overall	1000m	800m	600m	400m	200m
Section Times	1:12.31 [3] (0:13.96)	0:58.35 [2] (0:10.88)	0:47.47 [2] (0:11.17)	0:36.30 [2] (0:11.52)	0:24.78 [2] (0:12.00)	0:12.78 [3] (0:12.78)
Average Speed [km/h]	51.6	66.1	64.2	62.6	59.9	56.5
Top Speed [km/h]	67.8	67.9	65.8	63.9	62.7	59.3
Avg. Dist. to Rail [m]	4.9	0.6	0.9	0.3	0.6	0.6
Avg. Stride Freq. [Hz]	2.5	2.6	2.5	2.5	2.5	2.4
Avg. Stride Length [m]	5.8	7.2	7.1	6.9	6.8	6.6



- [ ] Ranking at each section and finish
- .-.- No data available at this section
- NA No data available



Horse/Jockey Name	Torque So Rare
Final Rank	4
Fastest Section Time (Section)	0:11.03 (1000m)
Top Speed [km/h] (Section)	65.7 (1000m)
Race State	Finished



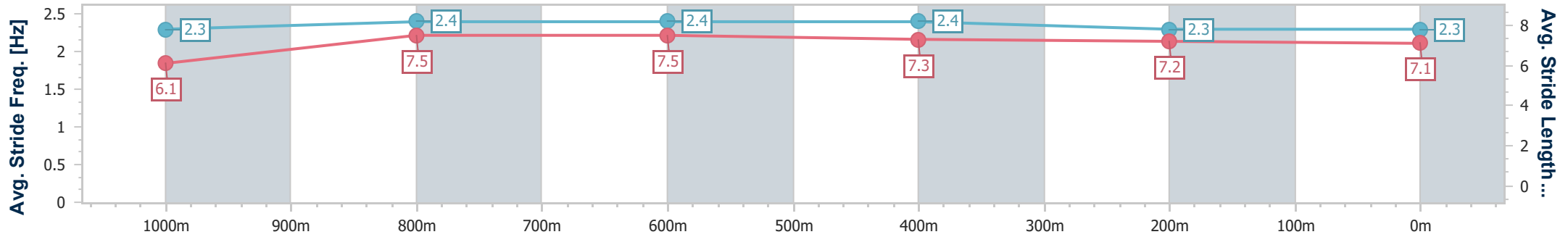
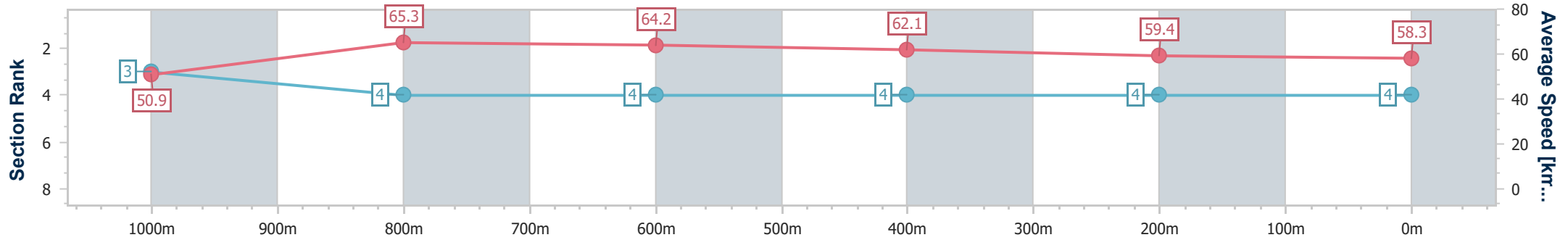
Ipswich QLD Professional  
 Race 1: RAY WHITE IPSWICH QTIS Two-Years-Old Maiden Plate  
 - 1200m



07 January 2025 - 13:48

Track Rating: Soft 5, Weather: Fine, Rail Position: +3m Entire

Section	Overall	1000m	800m	600m	400m	200m
Section Times	1:12.35 [4] (0:14.11)	0:58.24 [3] (0:11.03)	0:47.21 [4] (0:11.21)	0:36.00 [4] (0:11.52)	0:24.48 [4] (0:12.13)	0:12.35 [4] (0:12.35)
Average Speed [km/h]	50.9	65.3	64.2	62.1	59.4	58.3
Top Speed [km/h]	65.3	65.7	65.0	63.1	61.7	59.0
Avg. Dist. to Rail [m]	2.7	0.5	0.9	1.0	0.6	1.4
Avg. Stride Freq. [Hz]	2.3	2.4	2.4	2.4	2.3	2.3
Avg. Stride Length [m]	6.1	7.5	7.5	7.3	7.2	7.1



- [ ] Ranking at each section and finish
- .-.- No data available at this section
- NA No data available



Horse/Jockey Name	Ship Happens
Final Rank	5
Fastest Section Time (Section)	0:11.17 (800m)
Top Speed [km/h] (Section)	65.3 (800m)
Race State	Finished



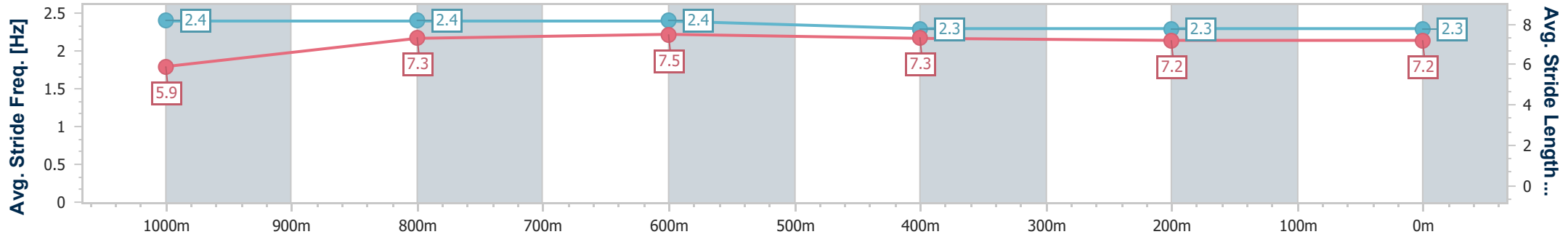
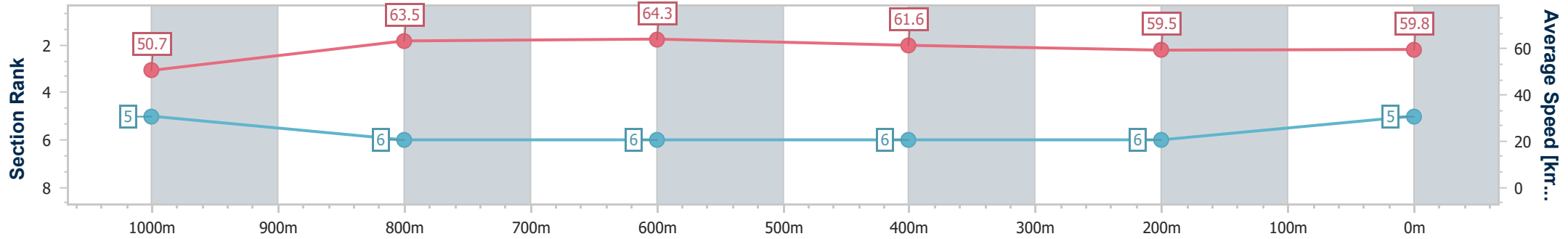
Ipswich QLD Professional  
 Race 1: RAY WHITE IPSWICH QTIS Two-Years-Old Maiden Plate  
 - 1200m



07 January 2025 - 13:48

Track Rating: Soft 5, Weather: Fine, Rail Position: +3m Entire

Section	Overall	1000m	800m	600m	400m	200m
Section Times	1:12.39 [5] (0:14.19)	0:58.20 [5] (0:11.35)	0:46.85 [6] (0:11.17)	0:35.68 [6] (0:11.63)	0:24.05 [6] (0:12.03)	0:12.02 [6] (0:12.02)
Average Speed [km/h]	50.7	63.5	64.3	61.6	59.5	59.8
Top Speed [km/h]	64.4	65.2	65.3	62.9	61.1	60.9
Avg. Dist. to Rail [m]	6.5	1.3	1.0	1.5	0.9	3.0
Avg. Stride Freq. [Hz]	2.4	2.4	2.4	2.3	2.3	2.3
Avg. Stride Length [m]	5.9	7.3	7.5	7.3	7.2	7.2



- [ ] Ranking at each section and finish
- .-.- No data available at this section
- NA No data available



Horse/Jockey Name	Inside Passage
Final Rank	6
Fastest Section Time (Section)	0:11.04 (800m)
Top Speed [km/h] (Section)	65.6 (1000m)
Race State	Finished



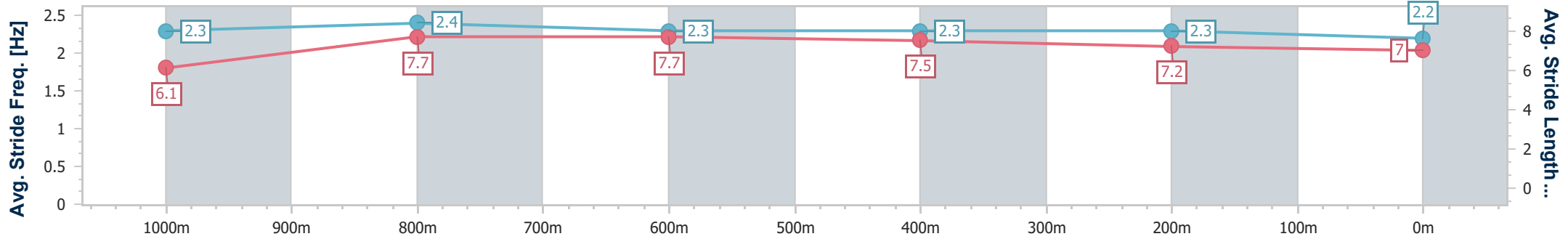
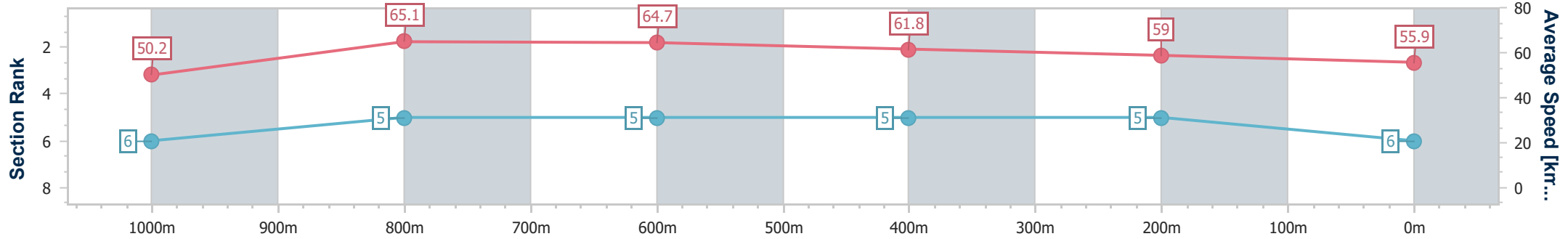
Ipswich QLD Professional  
 Race 1: RAY WHITE IPSWICH QTIS Two-Years-Old Maiden Plate  
 - 1200m



07 January 2025 - 13:48

Track Rating: Soft 5, Weather: Fine, Rail Position: +3m Entire

Section	Overall	1000m	800m	600m	400m	200m
Section Times	1:13.18 [6] (0:14.34)	0:58.84 [6] (0:11.06)	0:47.78 [5] (0:11.04)	0:36.74 [5] (0:11.61)	0:25.13 [5] (0:12.20)	0:12.93 [5] (0:12.93)
Average Speed [km/h]	50.2	65.1	64.7	61.8	59.0	55.9
Top Speed [km/h]	65.0	65.6	65.2	63.5	60.6	58.7
Avg. Dist. to Rail [m]	4.5	1.0	1.7	0.6	0.3	0.7
Avg. Stride Freq. [Hz]	2.3	2.4	2.3	2.3	2.3	2.2
Avg. Stride Length [m]	6.1	7.7	7.7	7.5	7.2	7.0



- [ ] Ranking at each section and finish
- .-.- No data available at this section
- NA No data available



# Ipswich QLD Professional

## Race 2: IMPERIAL RACING Fillies and Mares Maiden Handicap - 1200m

07 January 2025 - 14:20



Track Rating: Good 4, Weather: Fine, Rail Position: +3m Entire

Section		Overall	1000m	800m	600m	400m	200m	Last 600m					
Field Times		1:11.37 (0:13.72)	0:57.65 (0:11.03)	0:46.62 (0:11.29)	0:35.33 (0:11.55)	0:23.78 (0:11.80)	0:11.98 (0:11.98)	0:35.33					
Rank	TAB Horse/Jockey	Barrier	Top Speed [km/h]	Fastest Section							Margin	Distance Travelled [m]	
1	10 CHEMIOSMOSIS Jace McMurray	2	67.3 Overall	0:11.19 1000m	1:11.37 [1] (0:14.13)	0:57.24 [5] (0:11.19)	0:46.05 [6] (0:11.33)	0:34.72 [5] (0:11.46)	0:23.26 [5] (0:11.46)	0:11.80 [3] (0:11.80)	1:11.37	0:34.72	
2	2 DAISY'S PRIDE Siobhan Rutledge	5	68.2 1000m	0:11.13 1000m	1:11.43 [2] (0:14.44)	0:56.99 [7] (0:11.13)	0:45.86 [7] (0:11.26)	0:34.60 [7] (0:11.44)	0:23.16 [7] (0:11.44)	0:11.72 [5] (0:11.72)	0.35L	0:34.60	-1
3	11 VALLEY OF OWLS Samantha Collett	7	67.0 1000m	0:11.03 1000m	1:11.72 [3] (0:13.72)	0:58.00 [1] (0:11.03)	0:46.97 [1] (0:11.29)	0:35.68 [1] (0:11.55)	0:24.13 [1] (0:11.80)	0:12.33 [1] (0:12.33)	2.03L	0:35.68	-5
4	1 TAJALAT Kyle Wilson-Taylor	4	67.3 1000m	0:11.06 1000m	1:11.76 [4] (0:14.00)	0:57.76 [4] (0:11.06)	0:46.70 [4] (0:11.35)	0:35.35 [3] (0:11.49)	0:23.86 [4] (0:11.67)	0:12.19 [4] (0:12.19)	2.31L	0:35.35	+0
5	5 CHARME DE ROSEY Angela Jones	6	68.3 Overall	0:10.99 1000m	1:11.94 [5] (0:13.83)	0:58.11 [2] (0:10.99)	0:47.12 [2] (0:11.38)	0:35.74 [2] (0:11.52)	0:24.22 [2] (0:11.73)	0:12.49 [2] (0:12.49)	3.37L	0:35.74	-2
6	9 BEGORRA Georgina Cartwright	1	67.1 Overall	0:11.16 1000m	1:11.99 [6] (0:14.15)	0:57.84 [6] (0:11.16)	0:46.68 [5] (0:11.34)	0:35.34 [6] (0:11.56)	0:23.78 [6] (0:11.72)	0:12.06 [7] (0:12.06)	3.65L	0:35.34	-4
7	7 DAULAT ROTINIKUDA Rob Thorburn	3	66.3 Overall	0:11.13 1000m	1:12.19 [7] (0:13.92)	0:58.27 [3] (0:11.13)	0:47.14 [3] (0:11.37)	0:35.77 [4] (0:11.44)	0:24.33 [3] (0:11.93)	0:12.40 [6] (0:12.40)	4.82L	0:35.77	-8

Scratched: Acapulco Girl (#4), Lethally Stella (#6), Late Night Talking (#3), Aquatempo (#8)

[ ] Ranking at each section and finish  
 -:-:- No data available at this section  
 NA No data available

SCN Saddle cloth number  
 DNF Did not finish  
 DNT Did not track





Horse/Jockey Name	Chemiosmosis
Final Rank	1
Fastest Section Time (Section)	0:11.19 (1000m)
Top Speed [km/h] (Section)	67.3 (Overall)
Race State	Finished



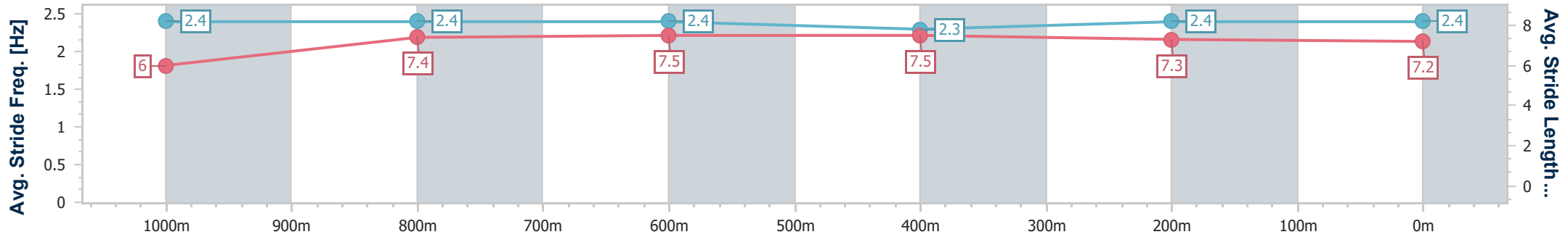
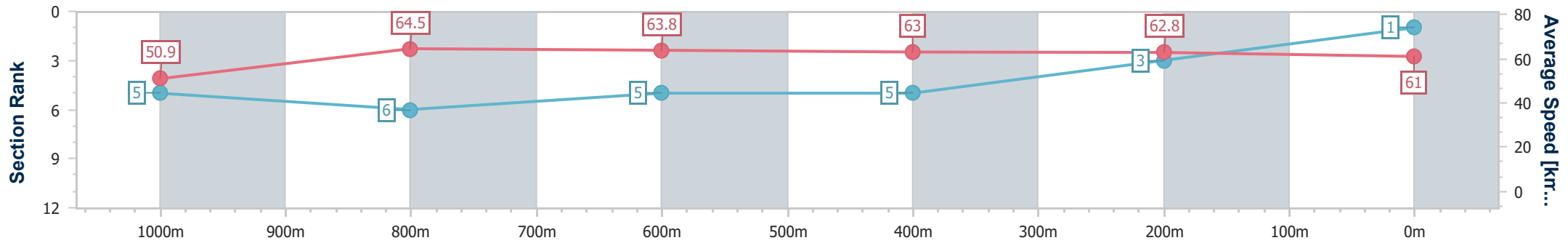
Ipswich QLD Professional  
Race 2: IMPERIAL RACING Fillies and Mares Maiden Handicap  
- 1200m



07 January 2025 - 14:20

Track Rating: Good 4, Weather: Fine, Rail Position: +3m Entire

Section	Overall	1000m	800m	600m	400m	200m
Section Times	1:11.37 [1] (0:14.13)	0:57.24 [5] (0:11.19)	0:46.05 [6] (0:11.33)	0:34.72 [5] (0:11.46)	0:23.26 [5] (0:11.46)	0:11.80 [3] (0:11.80)
Average Speed [km/h]	50.9	64.5	63.8	63.0	62.8	61.0
Top Speed [km/h]	67.3	66.4	64.7	64.2	64.2	62.0
Avg. Dist. to Rail [m]	2.2	0.2	0.6	1.0	0.3	1.8
Avg. Stride Freq. [Hz]	2.4	2.4	2.4	2.3	2.4	2.4
Avg. Stride Length [m]	6.0	7.4	7.5	7.5	7.3	7.2



- [ ] Ranking at each section and finish
- .-.- No data available at this section
- NA No data available



Horse/Jockey Name	Daisy's Pride
Final Rank	2
Fastest Section Time (Section)	0:11.13 (1000m)
Top Speed [km/h] (Section)	68.2 (1000m)
Race State	Finished



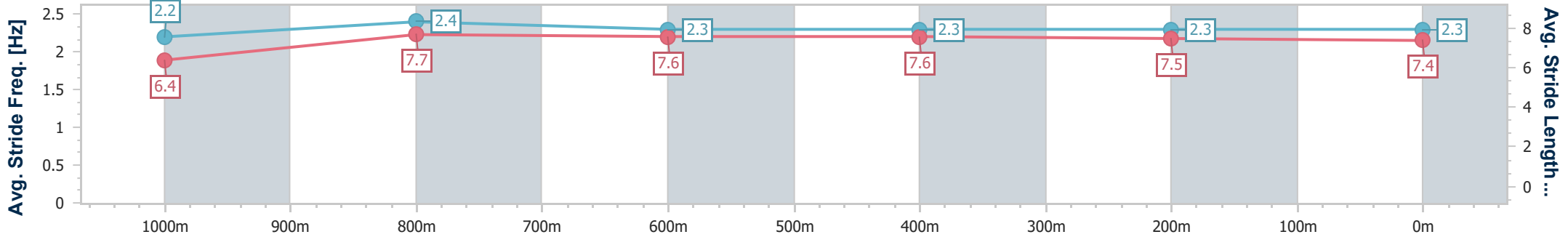
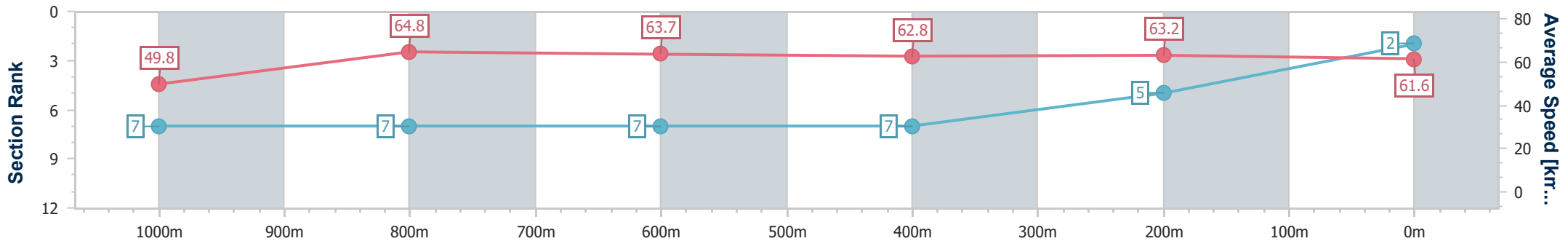
Ipswich QLD Professional  
Race 2: IMPERIAL RACING Fillies and Mares Maiden Handicap - 1200m



07 January 2025 - 14:20

Track Rating: Good 4, Weather: Fine, Rail Position: +3m Entire

Section	Overall	1000m	800m	600m	400m	200m
Section Times	1:11.43 [2] (0:14.44)	0:56.99 [7] (0:11.13)	0:45.86 [7] (0:11.26)	0:34.60 [7] (0:11.44)	0:23.16 [7] (0:11.44)	0:11.72 [5] (0:11.72)
Average Speed [km/h]	49.8	64.8	63.7	62.8	63.2	61.6
Top Speed [km/h]	67.5	68.2	65.0	64.3	64.1	63.1
Avg. Dist. to Rail [m]	3.6	0.5	0.9	0.7	2.7	6.3
Avg. Stride Freq. [Hz]	2.2	2.4	2.3	2.3	2.3	2.3
Avg. Stride Length [m]	6.4	7.7	7.6	7.6	7.5	7.4



- [ ] Ranking at each section and finish
- .-.- No data available at this section
- NA No data available



Horse/Jockey Name	Valley Of Owls
Final Rank	3
Fastest Section Time (Section)	0:11.03 (1000m)
Top Speed [km/h] (Section)	67.0 (1000m)
Race State	Finished



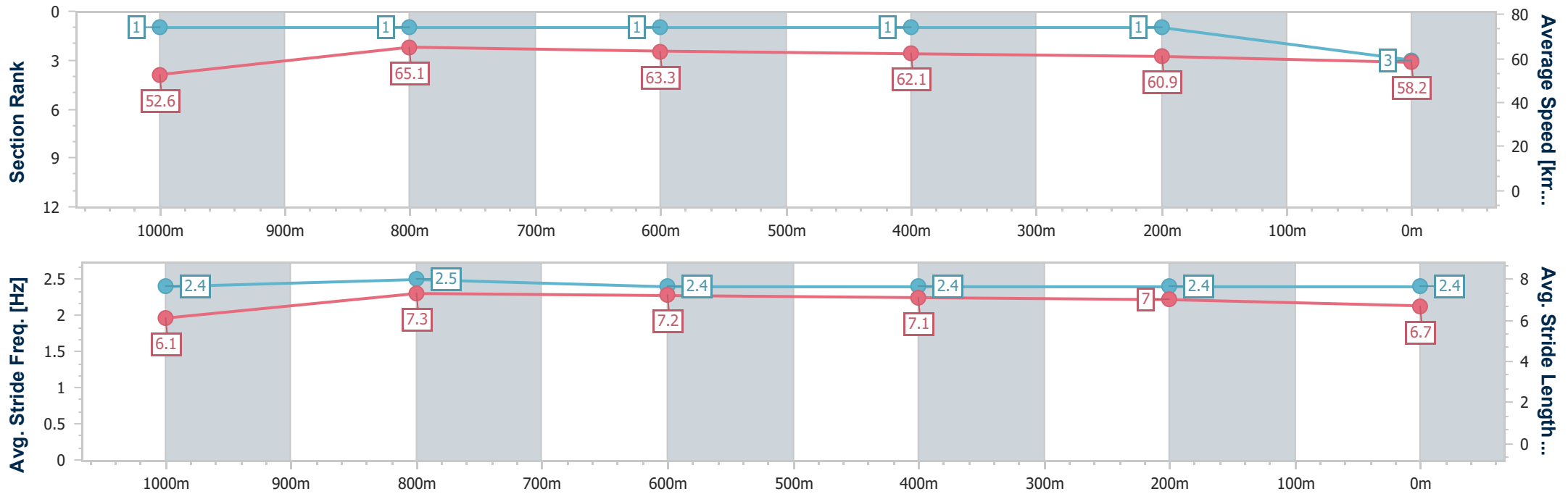
Ipswich QLD Professional  
Race 2: IMPERIAL RACING Fillies and Mares Maiden Handicap  
- 1200m



07 January 2025 - 14:20

Track Rating: Good 4, Weather: Fine, Rail Position: +3m Entire

Section	Overall	1000m	800m	600m	400m	200m
Section Times	1:11.72 [3] (0:13.72)	0:58.00 [1] (0:11.03)	0:46.97 [1] (0:11.29)	0:35.68 [1] (0:11.55)	0:24.13 [1] (0:11.80)	0:12.33 [1] (0:12.33)
Average Speed [km/h]	52.6	65.1	63.3	62.1	60.9	58.2
Top Speed [km/h]	66.8	67.0	64.2	62.8	62.6	60.5
Avg. Dist. to Rail [m]	4.8	1.3	2.2	0.8	0.5	0.4
Avg. Stride Freq. [Hz]	2.4	2.5	2.4	2.4	2.4	2.4
Avg. Stride Length [m]	6.1	7.3	7.2	7.1	7.0	6.7



- [ ] Ranking at each section and finish
- .-.- No data available at this section
- NA No data available



Horse/Jockey Name	Tajalat
Final Rank	4
Fastest Section Time (Section)	0:11.06 (1000m)
Top Speed [km/h] (Section)	67.3 (1000m)
Race State	Finished



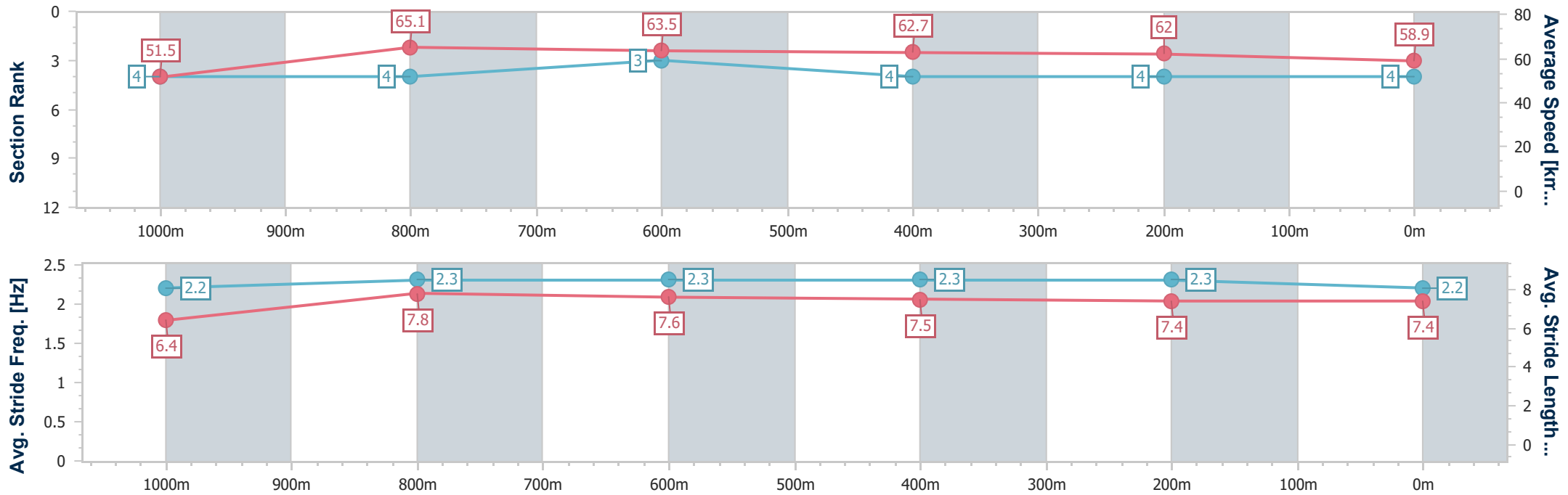
Ipswich QLD Professional  
Race 2: IMPERIAL RACING Fillies and Mares Maiden Handicap - 1200m



07 January 2025 - 14:20

Track Rating: Good 4, Weather: Fine, Rail Position: +3m Entire

Section	Overall	1000m	800m	600m	400m	200m
Section Times	1:11.76 [4] (0:14.00)	0:57.76 [4] (0:11.06)	0:46.70 [4] (0:11.35)	0:35.35 [3] (0:11.49)	0:23.86 [4] (0:11.67)	0:12.19 [4] (0:12.19)
Average Speed [km/h]	51.5	65.1	63.5	62.7	62.0	58.9
Top Speed [km/h]	67.1	67.3	64.1	63.6	64.2	60.8
Avg. Dist. to Rail [m]	3.5	0.3	0.5	0.5	1.3	3.0
Avg. Stride Freq. [Hz]	2.2	2.3	2.3	2.3	2.3	2.2
Avg. Stride Length [m]	6.4	7.8	7.6	7.5	7.4	7.4



- [ ] Ranking at each section and finish
- .-.- No data available at this section
- NA No data available



Horse/Jockey Name	Charme De Rosey
Final Rank	5
Fastest Section Time (Section)	0:10.99 (1000m)
Top Speed [km/h] (Section)	68.3 (Overall)
Race State	Finished



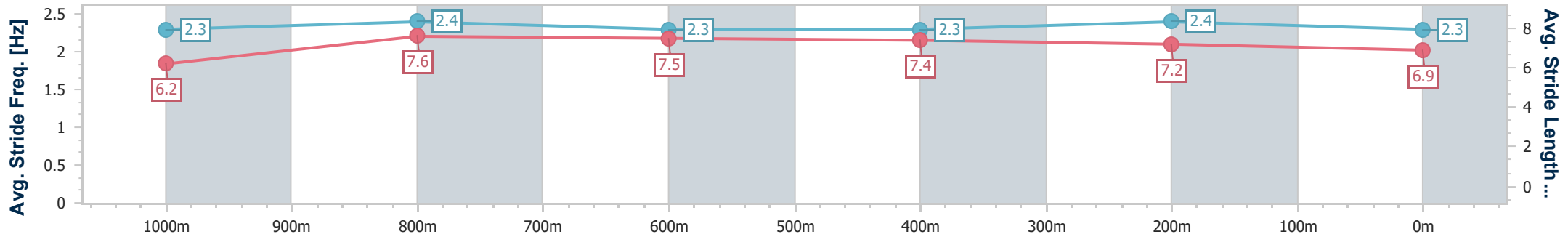
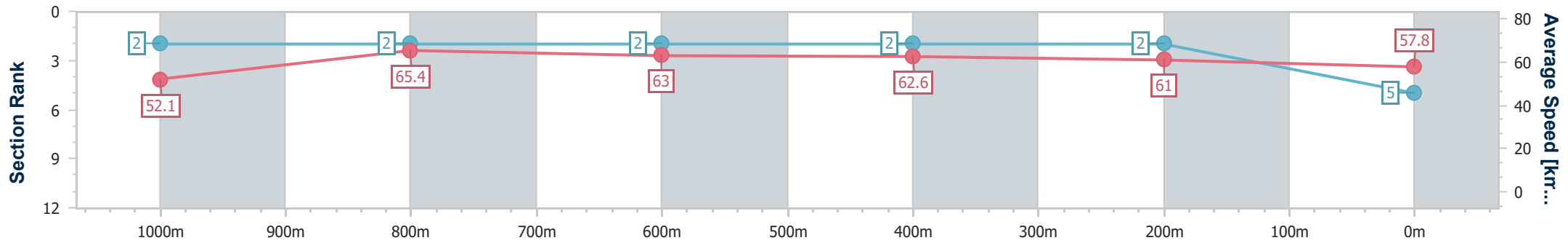
Ipswich QLD Professional  
Race 2: IMPERIAL RACING Fillies and Mares Maiden Handicap - 1200m



07 January 2025 - 14:20

Track Rating: Good 4, Weather: Fine, Rail Position: +3m Entire

Section	Overall	1000m	800m	600m	400m	200m
Section Times	1:11.94 [5] (0:13.83)	0:58.11 [2] (0:10.99)	0:47.12 [2] (0:11.38)	0:35.74 [2] (0:11.52)	0:24.22 [2] (0:11.73)	0:12.49 [2] (0:12.49)
Average Speed [km/h]	52.1	65.4	63.0	62.6	61.0	57.8
Top Speed [km/h]	68.3	67.3	64.4	63.3	62.9	60.2
Avg. Dist. to Rail [m]	4.1	0.9	0.4	0.4	0.5	0.8
Avg. Stride Freq. [Hz]	2.3	2.4	2.3	2.3	2.4	2.3
Avg. Stride Length [m]	6.2	7.6	7.5	7.4	7.2	6.9



- [ ] Ranking at each section and finish
- .-.-.- No data available at this section
- NA No data available



Horse/Jockey Name	Begorra
Final Rank	6
Fastest Section Time (Section)	0:11.16 (1000m)
Top Speed [km/h] (Section)	67.1 (Overall)
Race State	Finished



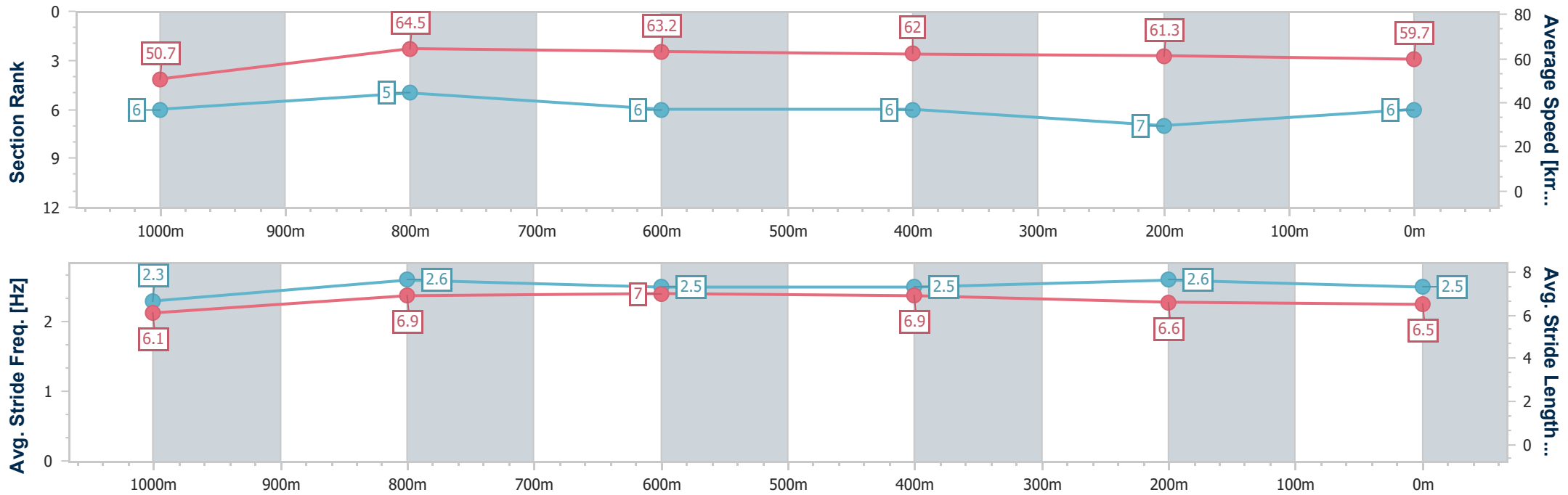
Ipswich QLD Professional  
Race 2: IMPERIAL RACING Fillies and Mares Maiden Handicap  
- 1200m



07 January 2025 - 14:20

Track Rating: Good 4, Weather: Fine, Rail Position: +3m Entire

Section	Overall	1000m	800m	600m	400m	200m
Section Times	1:11.99 [6] (0:14.15)	0:57.84 [6] (0:11.16)	0:46.68 [5] (0:11.34)	0:35.34 [6] (0:11.56)	0:23.78 [6] (0:11.72)	0:12.06 [7] (0:12.06)
Average Speed [km/h]	50.7	64.5	63.2	62.0	61.3	59.7
Top Speed [km/h]	67.1	66.8	63.9	64.5	63.3	62.0
Avg. Dist. to Rail [m]	1.3	0.7	1.5	1.2	0.5	1.5
Avg. Stride Freq. [Hz]	2.3	2.6	2.5	2.5	2.6	2.5
Avg. Stride Length [m]	6.1	6.9	7.0	6.9	6.6	6.5



- [ ] Ranking at each section and finish
- .-.- No data available at this section
- NA No data available



Horse/Jockey Name	Daulat Rotinikuda
Final Rank	7
Fastest Section Time (Section)	0:11.13 (1000m)
Top Speed [km/h] (Section)	66.3 (Overall)
Race State	Finished



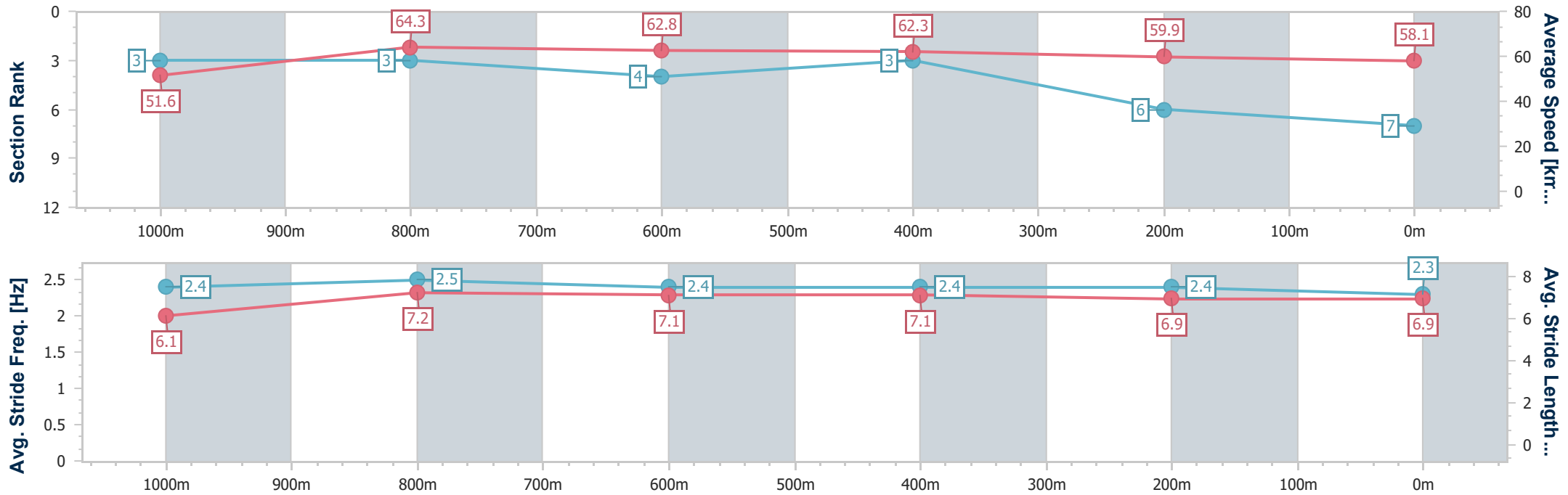
Ipswich QLD Professional  
Race 2: IMPERIAL RACING Fillies and Mares Maiden Handicap  
- 1200m



07 January 2025 - 14:20

Track Rating: Good 4, Weather: Fine, Rail Position: +3m Entire

Section	Overall	1000m	800m	600m	400m	200m
Section Times	1:12.19 [7] (0:13.92)	0:58.27 [3] (0:11.13)	0:47.14 [3] (0:11.37)	0:35.77 [4] (0:11.44)	0:24.33 [3] (0:11.93)	0:12.40 [6] (0:12.40)
Average Speed [km/h]	51.6	64.3	62.8	62.3	59.9	58.1
Top Speed [km/h]	66.3	65.8	64.8	63.9	61.6	60.5
Avg. Dist. to Rail [m]	1.2	3.4	2.2	2.6	1.2	0.3
Avg. Stride Freq. [Hz]	2.4	2.5	2.4	2.4	2.4	2.3
Avg. Stride Length [m]	6.1	7.2	7.1	7.1	6.9	6.9



- [ ] Ranking at each section and finish
- .-.- No data available at this section
- NA No data available

Track Rating: Good 4, Weather: Fine, Rail Position: +3m Entire

Section		Overall	1200m	1000m	800m	600m	400m	Last 600m				
Field Times		1:20.80 (0:11.23)	1:09.57 (0:11.01)	0:58.56 (0:11.32)	0:47.24 (0:11.60)	0:35.64 (0:11.68)	0:23.96 (0:11.99)	0:35.64				
Rank	TAB Horse/Jockey	Barrier	Top Speed [km/h]	Fastest Section					Distance Travelled [m]			
1	3 <b>IOANE</b> Kyle Wilson-Taylor	6	66.0 1200m	0:11.06 1200m	1:20.80 [1] (0:11.98)	1:08.82 [6] (0:11.06)	0:57.76 [6] (0:11.32)	0:46.44 [6] (0:11.54)	0:34.90 [6] (0:11.40)	0:23.50 [5] (0:11.58)	0:34.90	
2	4 <b>SOBUTE</b> Mark Du Plessis	3	66.5 1200m	0:11.12 1200m	1:20.85 [2] (0:11.56)	1:09.29 [4] (0:11.12)	0:58.17 [5] (0:11.32)	0:46.85 [4] (0:11.55)	0:35.30 [4] (0:11.52)	0:23.78 [4] (0:11.76)	0:35.30	+3
3	1 <b>CAN'T RECALL ONE</b> Jace McMurray	5	67.1 1000m	0:11.06 1000m	1:21.05 [3] (0:12.36)	1:08.69 [7] (0:11.10)	0:57.59 [7] (0:11.06)	0:46.53 [7] (0:11.46)	0:35.07 [7] (0:11.54)	0:23.53 [7] (0:11.68)	0:35.07	+2
4	5 <b>GREY IMPACT</b> Georgina Cartwright	2	65.7 1200m	0:11.10 1200m	1:21.32 [4] (0:11.32)	1:10.00 [2] (0:11.10)	0:58.90 [2] (0:11.38)	0:47.52 [3] (0:11.64)	0:35.88 [3] (0:11.60)	0:24.28 [3] (0:12.03)	0:35.88	-3
5	7 <b>HURRICANE HARLOW</b> Damien Thornton	4	67.5 1200m	0:10.91 1200m	1:21.37 [5] (0:11.52)	1:09.85 [3] (0:10.91)	0:58.94 [3] (0:11.34)	0:47.60 [2] (0:11.56)	0:36.04 [2] (0:11.70)	0:24.34 [2] (0:11.98)	0:36.04	+3
6	9 <b>SOOZIE MAREE</b> Luke Tarrant	7	66.4 1200m	0:11.01 1200m	1:21.59 [6] (0:11.23)	1:10.36 [1] (0:11.01)	0:59.35 [1] (0:11.32)	0:48.03 [1] (0:11.60)	0:36.43 [1] (0:11.68)	0:24.75 [1] (0:12.02)	0:36.43	-1
7	6 <b>SMOKIN' DE QUO</b> Dale Smith	1	66.1 1200m	0:11.02 1200m	1:22.12 [7] (0:11.66)	1:10.46 [5] (0:11.02)	0:59.44 [4] (0:11.49)	0:47.95 [5] (0:11.48)	0:36.47 [5] (0:11.74)	0:24.73 [6] (0:12.33)	0:36.47	-3

Scratched: Guarded Optimist (#2), Starlea (#8)



Track Rating: Good 4, Weather: Fine, Rail Position: +3m Entire

Section				200m				Last 600m		
Field Times				0:11.97 (0:11.97)				0:35.64		
Rank	TAB	Horse/Jockey	Barrier	Top Speed [km/h]	Fastest Section	Margin			Distance Travelled [m]	
1	3	<b>IOANE</b> Kyle Wilson-Taylor	6	66.0 1200m	0:11.06 1200m	0:11.92 [3] (0:11.92)	1:20.80		0:34.90	
2	4	<b>SOBUTE</b> Mark Du Plessis	3	66.5 1200m	0:11.12 1200m	0:12.02 [1] (0:12.02)	0.28L		0:35.30	+3
3	1	<b>CAN'T RECALL ONE</b> Jace McMurray	5	67.1 1000m	0:11.06 1000m	0:11.85 [6] (0:11.85)	1.47L		0:35.07	+2
4	5	<b>GREY IMPACT</b> Georgina Cartwright	2	65.7 1200m	0:11.10 1200m	0:12.25 [5] (0:12.25)	3.08L		0:35.88	-3
5	7	<b>HURRICANE HARLOW</b> Damien Thornton	4	67.5 1200m	0:10.91 1200m	0:12.36 [4] (0:12.36)	3.39L		0:36.04	+3
6	9	<b>SOOZIE MAREE</b> Luke Tarrant	7	66.4 1200m	0:11.01 1200m	0:12.73 [2] (0:12.73)	4.64L		0:36.43	-1
7	6	<b>SMOKIN' DE QUO</b> Dale Smith	1	66.1 1200m	0:11.02 1200m	0:12.40 [7] (0:12.40)	7.75L		0:36.47	-3

Scratched: Guarded Optimist (#2), Starlea (#8)



Horse/Jockey Name	loane
Final Rank	1
Fastest Section Time (Section)	0:11.06 (1200m)
Top Speed [km/h] (Section)	66.0 (1200m)
Race State	Finished



### Ipswich QLD Professional

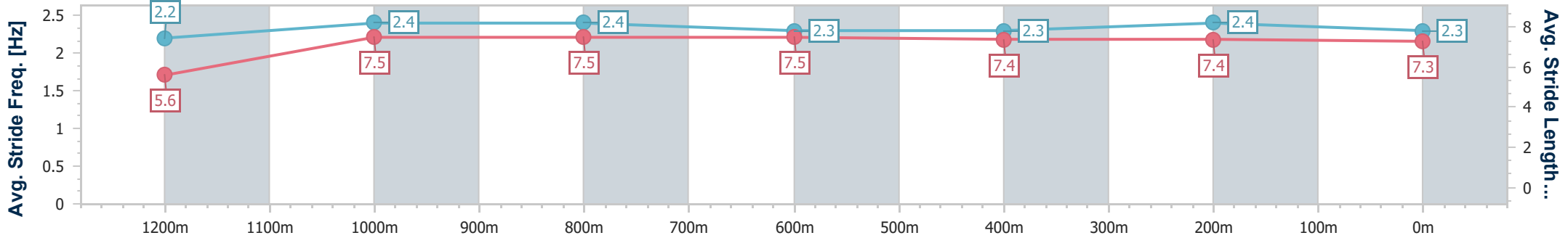
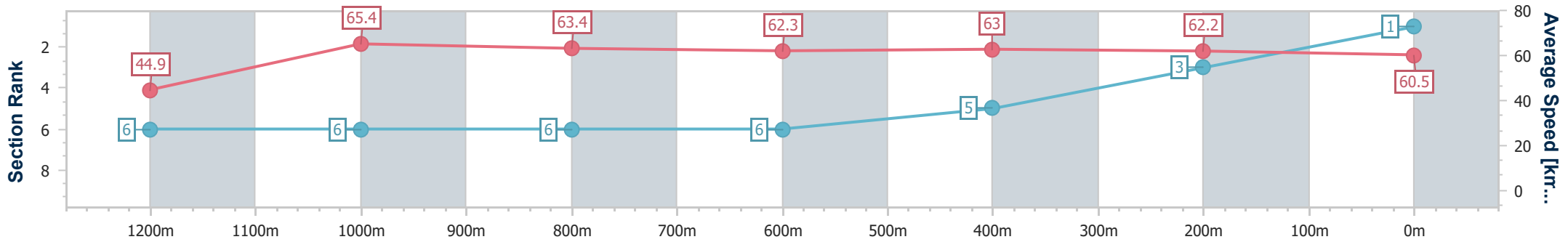
Race 3: TAB Class 2 Handicap - 1350m

07 January 2025 - 14:55



Track Rating: Good 4, Weather: Fine, Rail Position: +3m Entire

Section	Overall	1200m	1000m	800m	600m	400m	200m
Section Times	1:20.80 [1] (0:11.98)	1:08.82 [6] (0:11.06)	0:57.76 [6] (0:11.32)	0:46.44 [6] (0:11.54)	0:34.90 [6] (0:11.40)	0:23.50 [5] (0:11.58)	0:11.92 [3] (0:11.92)
Average Speed [km/h]	44.9	65.4	63.4	62.3	63.0	62.2	60.5
Top Speed [km/h]	63.8	66.0	65.0	63.5	63.7	63.5	62.7
Avg. Dist. to Rail [m]	1.8	0.9	0.4	0.7	0.4	1.5	5.2
Avg. Stride Freq. [Hz]	2.2	2.4	2.4	2.3	2.3	2.4	2.3
Avg. Stride Length [m]	5.6	7.5	7.5	7.5	7.4	7.4	7.3



- [ ] Ranking at each section and finish
- .-.- No data available at this section
- NA No data available



Horse/Jockey Name	Sobute
Final Rank	2
Fastest Section Time (Section)	0:11.12 (1200m)
Top Speed [km/h] (Section)	66.5 (1200m)
Race State	Finished



### Ipswich QLD Professional

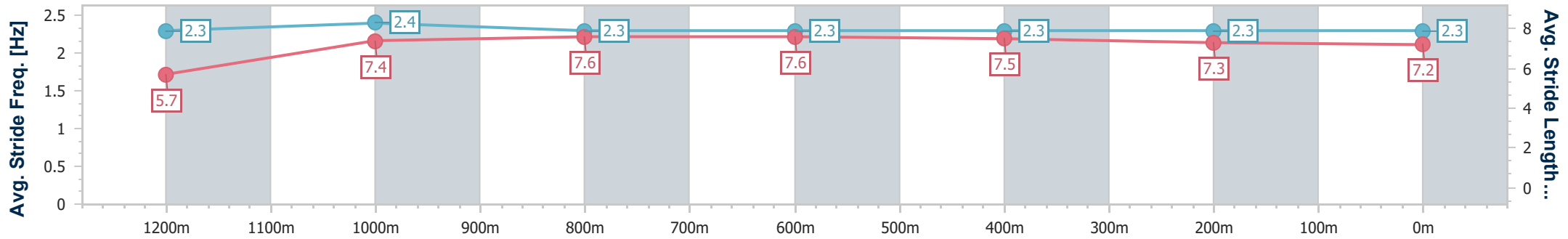
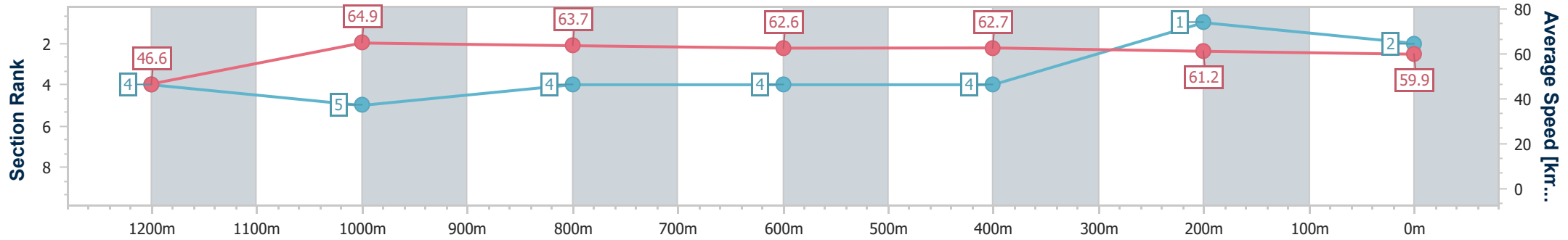
Race 3: TAB Class 2 Handicap - 1350m

07 January 2025 - 14:55



Track Rating: Good 4, Weather: Fine, Rail Position: +3m Entire

Section	Overall	1200m	1000m	800m	600m	400m	200m
Section Times	1:20.85 [2] (0:11.56)	1:09.29 [4] (0:11.12)	0:58.17 [5] (0:11.32)	0:46.85 [4] (0:11.55)	0:35.30 [4] (0:11.52)	0:23.78 [4] (0:11.76)	0:12.02 [1] (0:12.02)
Average Speed [km/h]	46.6	64.9	63.7	62.6	62.7	61.2	59.9
Top Speed [km/h]	64.4	66.5	66.4	63.1	63.4	62.7	61.6
Avg. Dist. to Rail [m]	0.7	1.5	1.1	0.6	0.8	0.3	1.9
Avg. Stride Freq. [Hz]	2.3	2.4	2.3	2.3	2.3	2.3	2.3
Avg. Stride Length [m]	5.7	7.4	7.6	7.6	7.5	7.3	7.2



- [ ] Ranking at each section and finish
- .-.- No data available at this section
- NA No data available



Horse/Jockey Name	Can't Recall One
Final Rank	3
Fastest Section Time (Section)	0:11.06 (1000m)
Top Speed [km/h] (Section)	67.1 (1000m)
Race State	Finished



### Ipswich QLD Professional

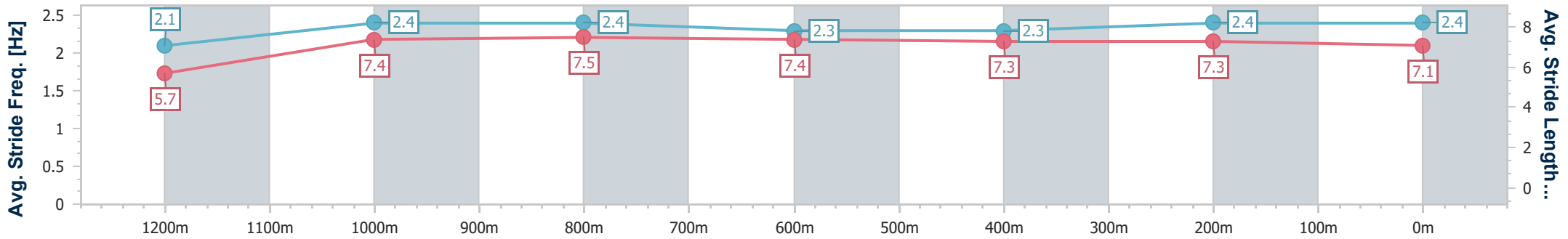
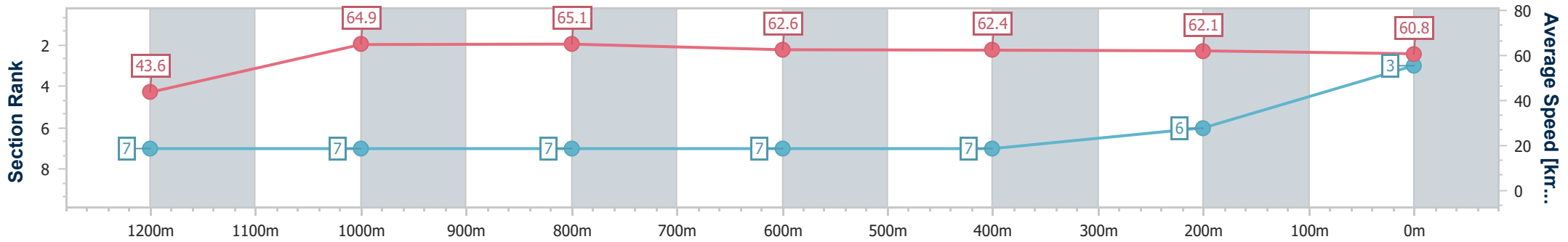
Race 3: TAB Class 2 Handicap - 1350m

07 January 2025 - 14:55



Track Rating: Good 4, Weather: Fine, Rail Position: +3m Entire

Section	Overall	1200m	1000m	800m	600m	400m	200m
Section Times	1:21.05 [3] (0:12.36)	1:08.69 [7] (0:11.10)	0:57.59 [7] (0:11.06)	0:46.53 [7] (0:11.46)	0:35.07 [7] (0:11.54)	0:23.53 [7] (0:11.68)	0:11.85 [6] (0:11.85)
Average Speed [km/h]	43.6	64.9	65.1	62.6	62.4	62.1	60.8
Top Speed [km/h]	61.1	67.1	67.1	63.9	63.2	62.8	62.7
Avg. Dist. to Rail [m]	1.5	1.0	0.3	0.5	0.4	2.4	5.5
Avg. Stride Freq. [Hz]	2.1	2.4	2.4	2.3	2.3	2.4	2.4
Avg. Stride Length [m]	5.7	7.4	7.5	7.4	7.3	7.3	7.1



- [ ] Ranking at each section and finish
- .-.- No data available at this section
- NA No data available



Horse/Jockey Name	Grey Impact
Final Rank	4
Fastest Section Time (Section)	0:11.10 (1200m)
Top Speed [km/h] (Section)	65.7 (1200m)
Race State	Finished



### Ipswich QLD Professional

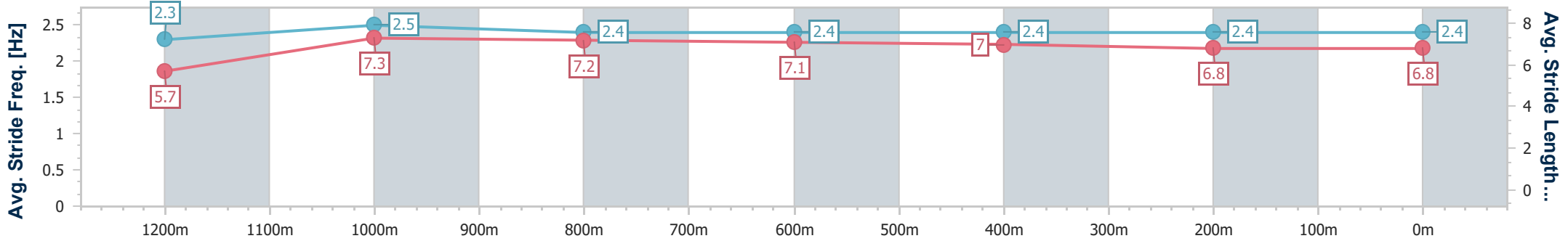
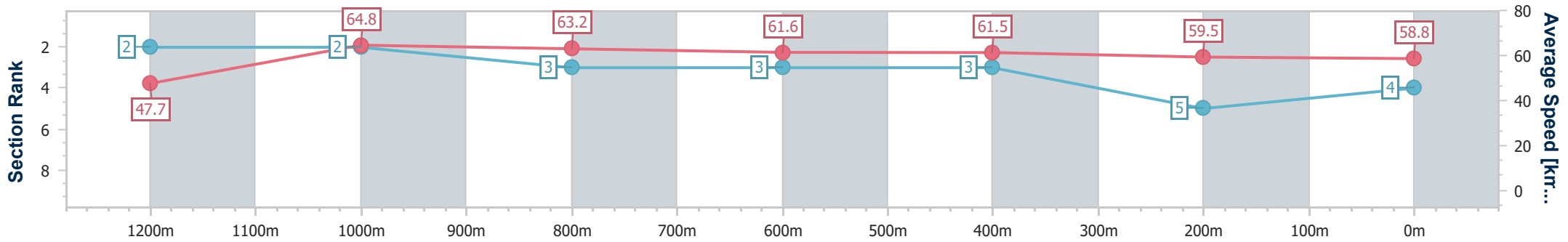
Race 3: TAB Class 2 Handicap - 1350m

07 January 2025 - 14:55



Track Rating: Good 4, Weather: Fine, Rail Position: +3m Entire

Section	Overall	1200m	1000m	800m	600m	400m	200m
Section Times	1:21.32 [4] (0:11.32)	1:10.00 [2] (0:11.10)	0:58.90 [2] (0:11.38)	0:47.52 [3] (0:11.64)	0:35.88 [3] (0:11.60)	0:24.28 [3] (0:12.03)	0:12.25 [5] (0:12.25)
Average Speed [km/h]	47.7	64.8	63.2	61.6	61.5	59.5	58.8
Top Speed [km/h]	63.9	65.7	65.1	62.3	62.3	61.0	60.8
Avg. Dist. to Rail [m]	1.0	0.7	0.4	1.0	1.5	1.9	1.9
Avg. Stride Freq. [Hz]	2.3	2.5	2.4	2.4	2.4	2.4	2.4
Avg. Stride Length [m]	5.7	7.3	7.2	7.1	7.0	6.8	6.8



- [ ] Ranking at each section and finish
- .-.- No data available at this section
- NA No data available



Horse/Jockey Name	Hurricane Harlow
Final Rank	5
Fastest Section Time (Section)	0:10.91 (1200m)
Top Speed [km/h] (Section)	67.5 (1200m)
Race State	Finished



### Ipswich QLD Professional

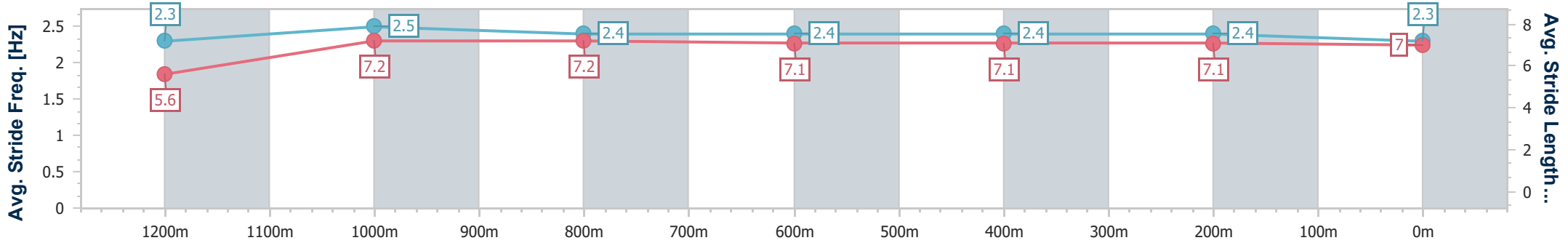
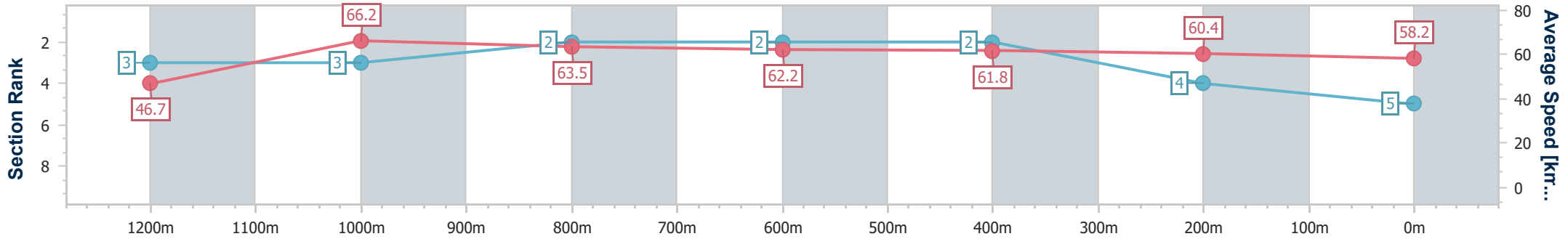
Race 3: TAB Class 2 Handicap - 1350m

07 January 2025 - 14:55



Track Rating: Good 4, Weather: Fine, Rail Position: +3m Entire

Section	Overall	1200m	1000m	800m	600m	400m	200m
Section Times	1:21.37 [5] (0:11.52)	1:09.85 [3] (0:10.91)	0:58.94 [3] (0:11.34)	0:47.60 [2] (0:11.56)	0:36.04 [2] (0:11.70)	0:24.34 [2] (0:11.98)	0:12.36 [4] (0:12.36)
Average Speed [km/h]	46.7	66.2	63.5	62.2	61.8	60.4	58.2
Top Speed [km/h]	63.9	67.5	65.1	63.2	63.2	61.6	59.9
Avg. Dist. to Rail [m]	0.7	1.2	0.7	0.2	1.0	0.9	1.3
Avg. Stride Freq. [Hz]	2.3	2.5	2.4	2.4	2.4	2.4	2.3
Avg. Stride Length [m]	5.6	7.2	7.2	7.1	7.1	7.1	7.0



- [ ] Ranking at each section and finish
- .-.- No data available at this section
- NA No data available



Horse/Jockey Name	Soozie Maree
Final Rank	6
Fastest Section Time (Section)	0:11.01 (1200m)
Top Speed [km/h] (Section)	66.4 (1200m)
Race State	Finished



### Ipswich QLD Professional

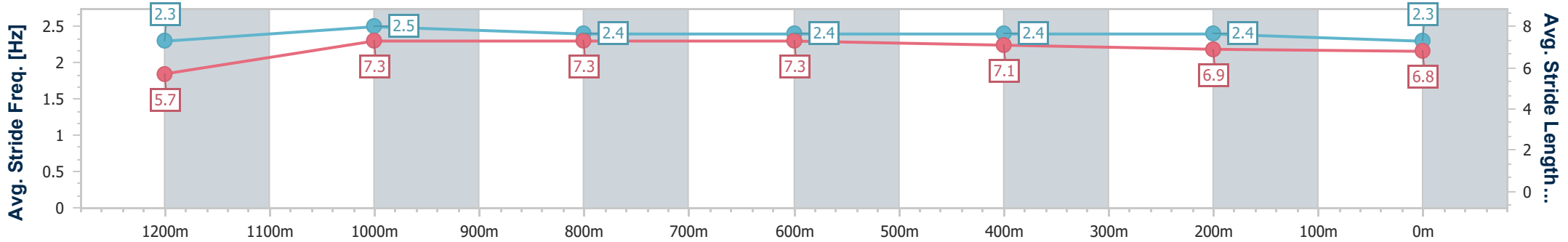
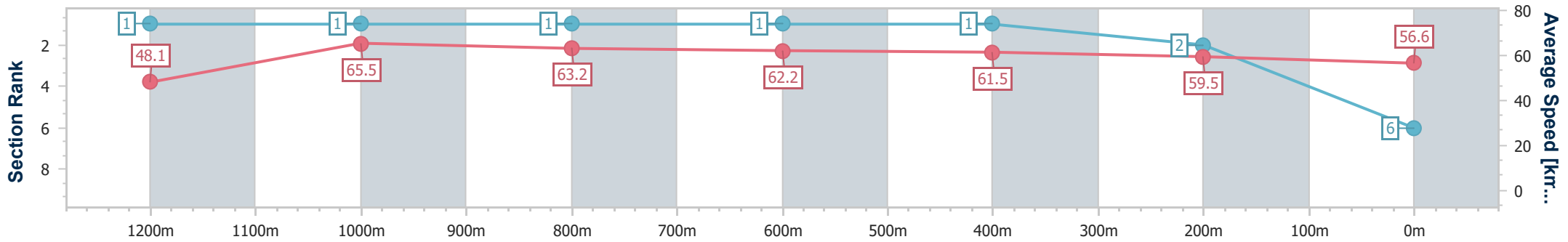
Race 3: TAB Class 2 Handicap - 1350m

07 January 2025 - 14:55



Track Rating: Good 4, Weather: Fine, Rail Position: +3m Entire

Section	Overall	1200m	1000m	800m	600m	400m	200m
Section Times	1:21.59 [6] (0:11.23)	1:10.36 [1] (0:11.01)	0:59.35 [1] (0:11.32)	0:48.03 [1] (0:11.60)	0:36.43 [1] (0:11.68)	0:24.75 [1] (0:12.02)	0:12.73 [2] (0:12.73)
Average Speed [km/h]	48.1	65.5	63.2	62.2	61.5	59.5	56.6
Top Speed [km/h]	64.3	66.4	65.1	62.8	63.3	61.9	59.1
Avg. Dist. to Rail [m]	2.3	0.7	0.7	0.2	0.3	1.2	0.3
Avg. Stride Freq. [Hz]	2.3	2.5	2.4	2.4	2.4	2.4	2.3
Avg. Stride Length [m]	5.7	7.3	7.3	7.3	7.1	6.9	6.8



- [ ] Ranking at each section and finish
- .-.- No data available at this section
- NA No data available



Horse/Jockey Name	Smokin' De Quo
Final Rank	7
Fastest Section Time (Section)	0:11.02 (1200m)
Top Speed [km/h] (Section)	66.1 (1200m)
Race State	Finished



### Ipswich QLD Professional

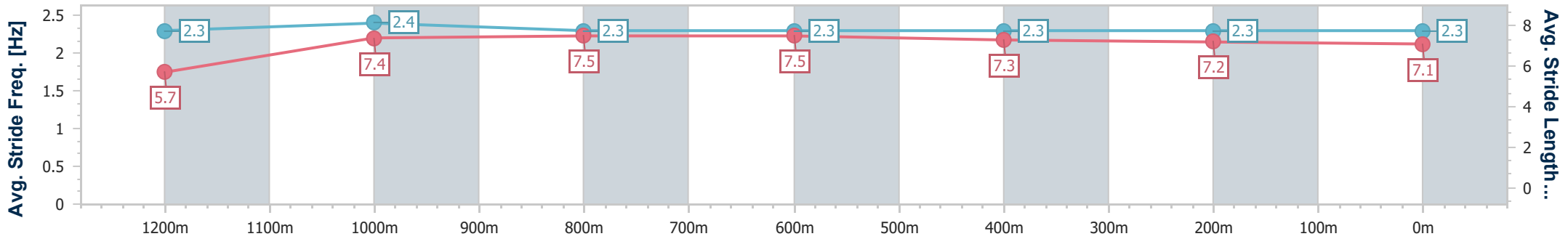
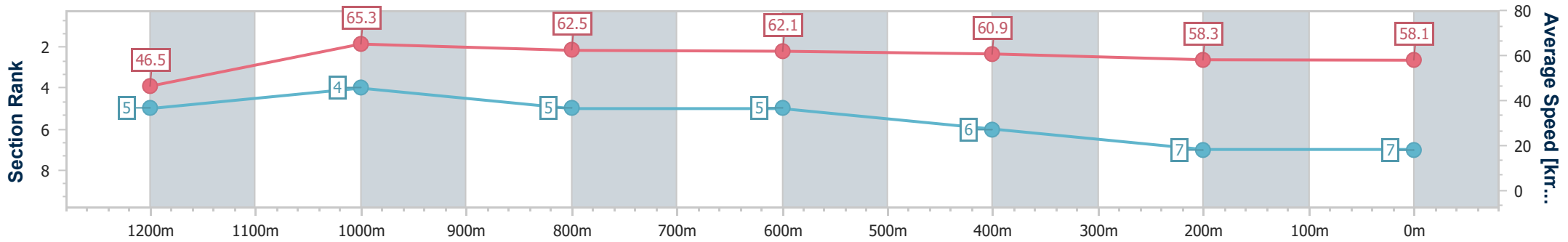
Race 3: TAB Class 2 Handicap - 1350m

07 January 2025 - 14:55



Track Rating: Good 4, Weather: Fine, Rail Position: +3m Entire

Section	Overall	1200m	1000m	800m	600m	400m	200m
Section Times	1:22.12 [7] (0:11.66)	1:10.46 [5] (0:11.02)	0:59.44 [4] (0:11.49)	0:47.95 [5] (0:11.48)	0:36.47 [5] (0:11.74)	0:24.73 [6] (0:12.33)	0:12.40 [7] (0:12.40)
Average Speed [km/h]	46.5	65.3	62.5	62.1	60.9	58.3	58.1
Top Speed [km/h]	64.6	66.1	64.8	63.8	62.5	58.8	59.2
Avg. Dist. to Rail [m]	1.8	0.9	0.8	1.5	1.8	0.9	1.7
Avg. Stride Freq. [Hz]	2.3	2.4	2.3	2.3	2.3	2.3	2.3
Avg. Stride Length [m]	5.7	7.4	7.5	7.5	7.3	7.2	7.1



- [ ] Ranking at each section and finish
- .-.- No data available at this section
- NA No data available



Track Rating: Good 4, Weather: Fine, Rail Position: +3m Entire

Section		Overall	1000m	800m	600m	400m	200m	Last 600m					
Field Times		1:09.99 (0:13.63)	0:56.36 (0:10.77)	0:45.59 (0:11.08)	0:34.51 (0:11.15)	0:23.36 (0:11.51)	0:11.85 (0:11.85)	0:34.51					
Rank	TAB Horse/Jockey	Barrier	Top Speed [km/h]	Fastest Section								Margin	Distance Travelled [m]
1	3 NEVER GIVE UP Justin Huxtable	4	67.4 1000m	0:10.89 1000m	1:09.99 [1] (0:14.01)	0:55.98 [5] (0:10.89)	0:45.09 [4] (0:11.14)	0:33.95 [4] (0:11.20)	0:22.75 [4] (0:11.10)	0:11.65 [3] (0:11.65)	1:09.99	0:33.95	
2	4 LION CLASS Taylor Marshall	6	67.7 1000m	0:10.69 1000m	1:10.20 [2] (0:14.40)	0:55.80 [7] (0:10.69)	0:45.11 [6] (0:11.05)	0:34.06 [7] (0:11.14)	0:22.92 [6] (0:11.21)	0:11.71 [4] (0:11.71)	1.23L	0:34.06	-2
3	9 ARDERN Emily Lang	2	68.2 1000m	0:10.77 1000m	1:10.32 [3] (0:13.63)	0:56.69 [1] (0:10.77)	0:45.92 [1] (0:11.08)	0:34.84 [1] (0:11.15)	0:23.69 [1] (0:11.51)	0:12.18 [1] (0:12.18)	1.92L	0:34.84	-3
4	8 ROSE OF SHIRAZ Jake Bayliss	5	68.0 1000m	0:10.89 1000m	1:10.44 [4] (0:13.64)	0:56.80 [2] (0:10.89)	0:45.91 [2] (0:11.05)	0:34.86 [2] (0:11.20)	0:23.66 [2] (0:11.51)	0:12.15 [2] (0:12.15)	2.65L	0:34.86	+1
5	1 BALTRAY Georgina Cartwright	3	67.3 1000m	0:10.91 1000m	1:10.46 [5] (0:13.99)	0:56.47 [4] (0:10.91)	0:45.55 [5] (0:11.19)	0:34.36 [5] (0:11.18)	0:23.18 [5] (0:11.44)	0:11.74 [6] (0:11.74)	2.77L	0:34.36	-3
6	6 TORONADO ROUGE Damien Thornton	1	68.1 1000m	0:10.98 1000m	1:11.10 [6] (0:13.66)	0:57.44 [3] (0:10.98)	0:46.46 [3] (0:11.17)	0:35.29 [3] (0:11.28)	0:24.01 [3] (0:11.55)	0:12.46 [5] (0:12.46)	6.56L	0:35.29	-3
7	2 EXECUTIVE STRESS Angela Jones	5	67.7 1000m	0:10.94 1000m	1:11.17 [7] (0:14.15)	0:57.02 [6] (0:10.94)	0:46.08 [7] (0:11.04)	0:35.04 [6] (0:11.25)	0:23.89 [7] (0:11.57)	0:12.32 [7] (0:12.32)	6.93L	0:35.14	+2

Scratched: Demon Delivera (#5), Pink Cashmere (#7)



Horse/Jockey Name	Never Give Up
Final Rank	1
Fastest Section Time (Section)	0:10.89 (1000m)
Top Speed [km/h] (Section)	67.4 (1000m)
Race State	Finished



### Ipswich QLD Professional

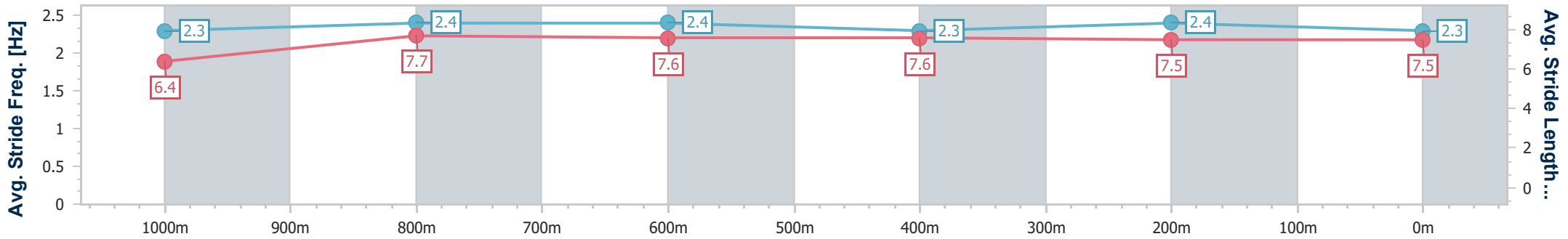
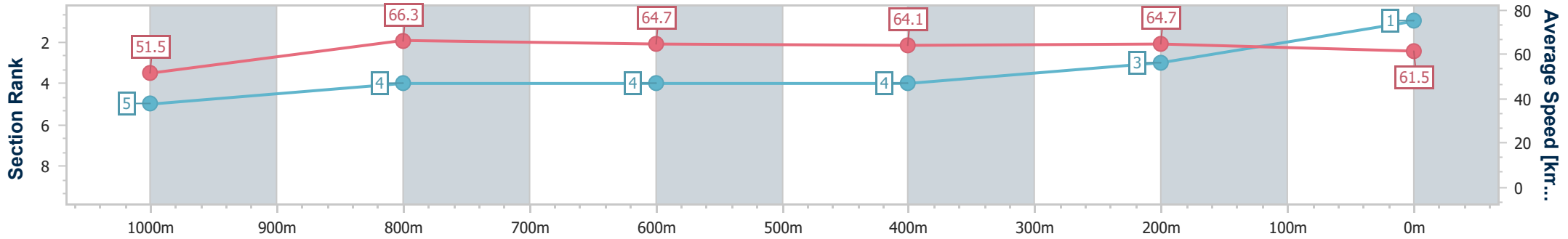
Race 4: GREAT NORTHERN BM68 Handicap - 1200m

07 January 2025 - 15:36



Track Rating: Good 4, Weather: Fine, Rail Position: +3m Entire

Section	Overall	1000m	800m	600m	400m	200m
Section Times	1:09.99 [1] (0:14.01)	0:55.98 [5] (0:10.89)	0:45.09 [4] (0:11.14)	0:33.95 [4] (0:11.20)	0:22.75 [4] (0:11.10)	0:11.65 [3] (0:11.65)
Average Speed [km/h]	51.5	66.3	64.7	64.1	64.7	61.5
Top Speed [km/h]	67.0	67.4	65.9	64.8	65.4	65.7
Avg. Dist. to Rail [m]	4.1	1.2	0.3	0.6	0.8	0.6
Avg. Stride Freq. [Hz]	2.3	2.4	2.4	2.3	2.4	2.3
Avg. Stride Length [m]	6.4	7.7	7.6	7.6	7.5	7.5



- [ ] Ranking at each section and finish
- .-.- No data available at this section
- NA No data available



Horse/Jockey Name	Lion Class
Final Rank	2
Fastest Section Time (Section)	0:10.69 (1000m)
Top Speed [km/h] (Section)	67.7 (1000m)
Race State	Finished



### Ipswich QLD Professional

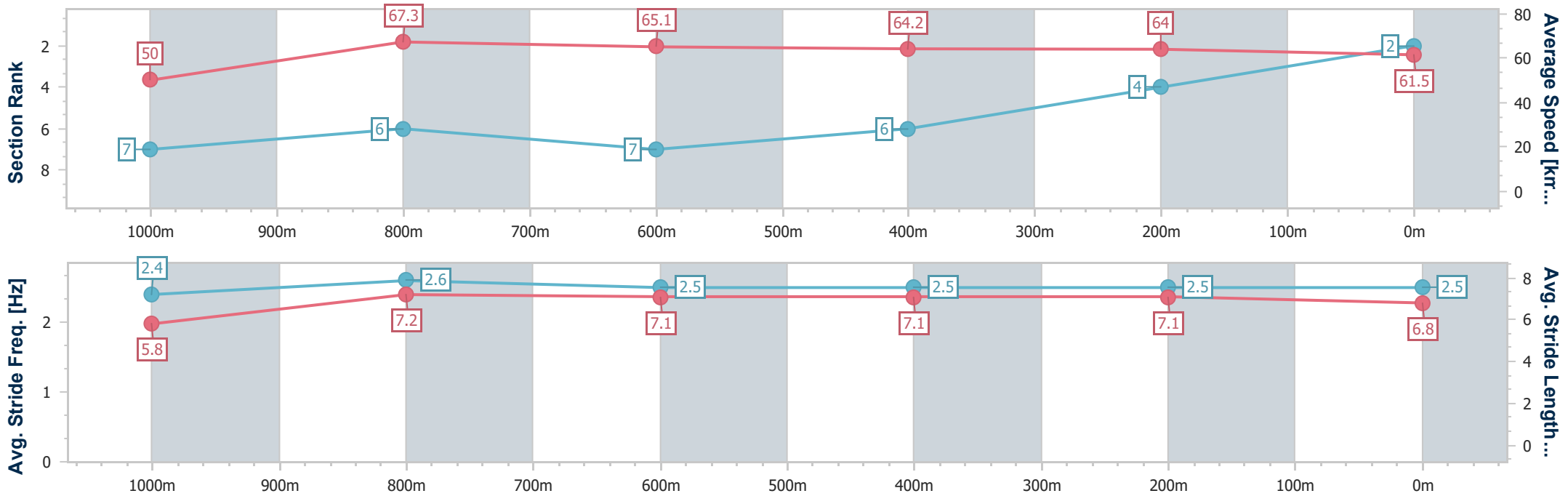
Race 4: GREAT NORTHERN BM68 Handicap - 1200m

07 January 2025 - 15:36



Track Rating: Good 4, Weather: Fine, Rail Position: +3m Entire

Section	Overall	1000m	800m	600m	400m	200m
Section Times	1:10.20 [2] (0:14.40)	0:55.80 [7] (0:10.69)	0:45.11 [6] (0:11.05)	0:34.06 [7] (0:11.14)	0:22.92 [6] (0:11.21)	0:11.71 [4]
Average Speed [km/h]	50.0	67.3	65.1	64.2	64.0	61.5
Top Speed [km/h]	66.8	67.7	65.5	65.3	65.4	62.9
Avg. Dist. to Rail [m]	5.6	1.0	0.8	1.7	0.7	1.1
Avg. Stride Freq. [Hz]	2.4	2.6	2.5	2.5	2.5	2.5
Avg. Stride Length [m]	5.8	7.2	7.1	7.1	7.1	6.8



- [ ] Ranking at each section and finish
- .-.- No data available at this section
- NA No data available



Horse/Jockey Name	Ardern
Final Rank	3
Fastest Section Time (Section)	0:10.77 (1000m)
Top Speed [km/h] (Section)	68.2 (1000m)
Race State	Finished



### Ipswich QLD Professional

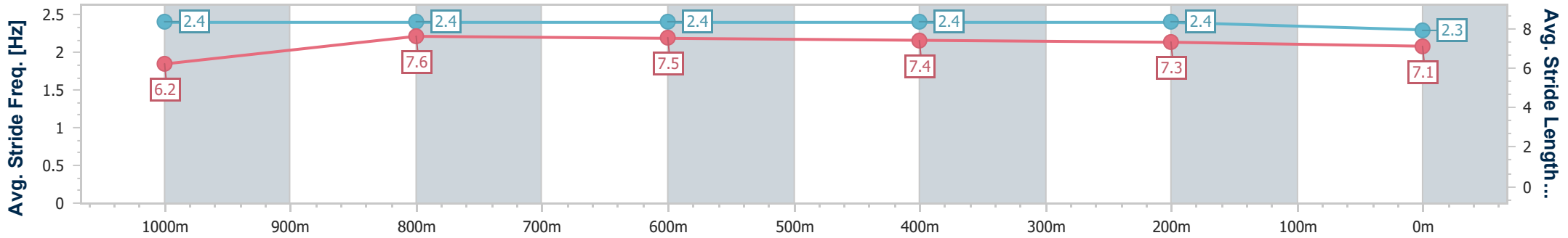
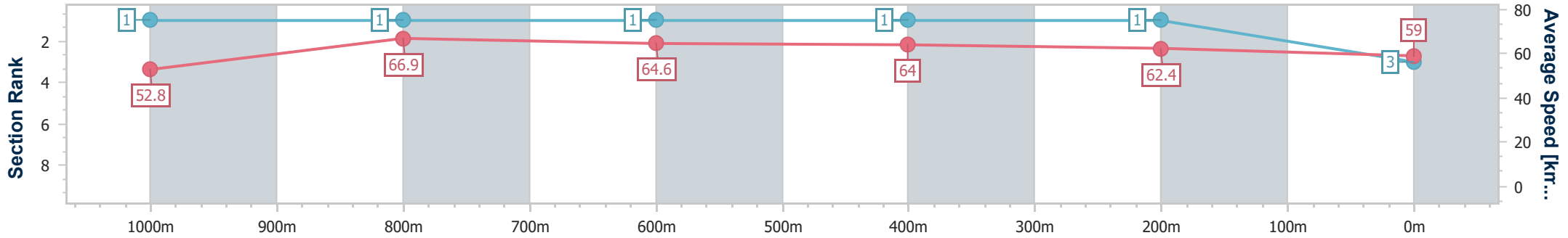
Race 4: GREAT NORTHERN BM68 Handicap - 1200m

07 January 2025 - 15:36



Track Rating: Good 4, Weather: Fine, Rail Position: +3m Entire

Section	Overall	1000m	800m	600m	400m	200m
Section Times	1:10.32 [3] (0:13.63)	0:56.69 [1] (0:10.77)	0:45.92 [1] (0:11.08)	0:34.84 [1] (0:11.15)	0:23.69 [1] (0:11.51)	0:12.18 [1] (0:12.18)
Average Speed [km/h]	52.8	66.9	64.6	64.0	62.4	59.0
Top Speed [km/h]	68.1	68.2	65.5	64.6	63.7	61.9
Avg. Dist. to Rail [m]	3.7	0.8	1.2	1.5	1.4	1.0
Avg. Stride Freq. [Hz]	2.4	2.4	2.4	2.4	2.4	2.3
Avg. Stride Length [m]	6.2	7.6	7.5	7.4	7.3	7.1



- [ ] Ranking at each section and finish
- .-.- No data available at this section
- NA No data available



Horse/Jockey Name	Rose Of Shiraz
Final Rank	4
Fastest Section Time (Section)	0:10.89 (1000m)
Top Speed [km/h] (Section)	68.0 (1000m)
Race State	Finished



### Ipswich QLD Professional

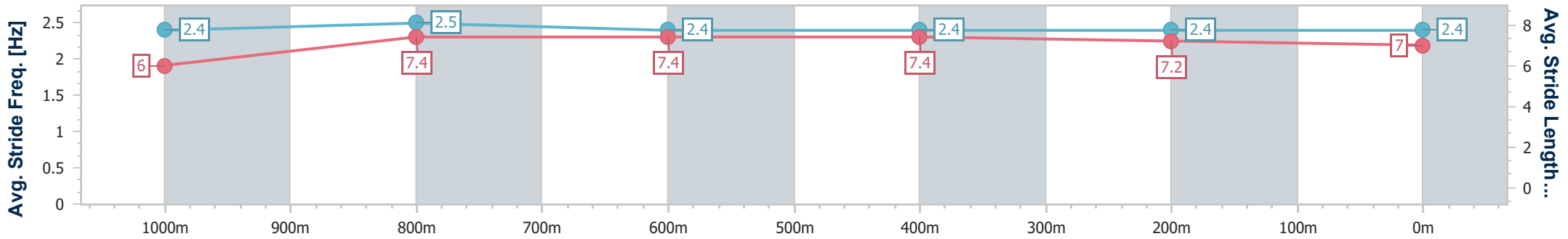
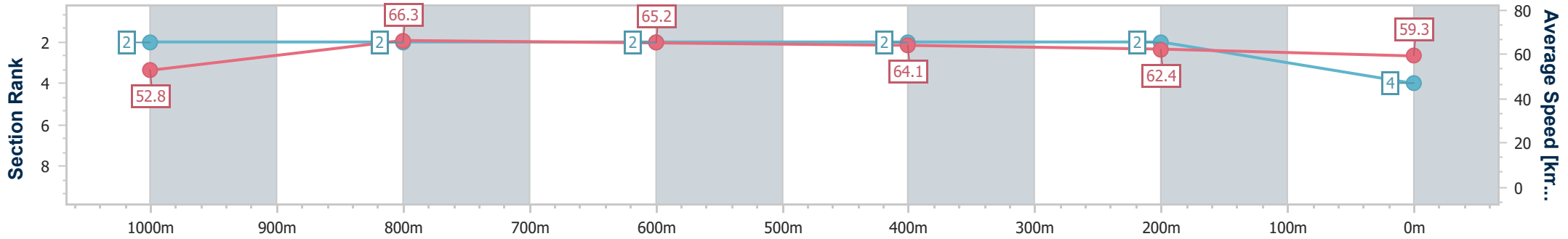
Race 4: GREAT NORTHERN BM68 Handicap - 1200m

07 January 2025 - 15:36



Track Rating: Good 4, Weather: Fine, Rail Position: +3m Entire

Section	Overall	1000m	800m	600m	400m	200m
Section Times	1:10.44 [4] (0:13.64)	0:56.80 [2] (0:10.89)	0:45.91 [2] (0:11.05)	0:34.86 [2] (0:11.20)	0:23.66 [2] (0:11.51)	0:12.15 [2] (0:12.15)
Average Speed [km/h]	52.8	66.3	65.2	64.1	62.4	59.3
Top Speed [km/h]	67.7	68.0	66.9	64.3	63.4	61.4
Avg. Dist. to Rail [m]	6.7	1.7	0.3	0.6	0.3	0.3
Avg. Stride Freq. [Hz]	2.4	2.5	2.4	2.4	2.4	2.4
Avg. Stride Length [m]	6.0	7.4	7.4	7.4	7.2	7.0



- [ ] Ranking at each section and finish
- .-.- No data available at this section
- NA No data available



Horse/Jockey Name	Baltray
Final Rank	5
Fastest Section Time (Section)	0:10.91 (1000m)
Top Speed [km/h] (Section)	67.3 (1000m)
Race State	Finished



### Ipswich QLD Professional

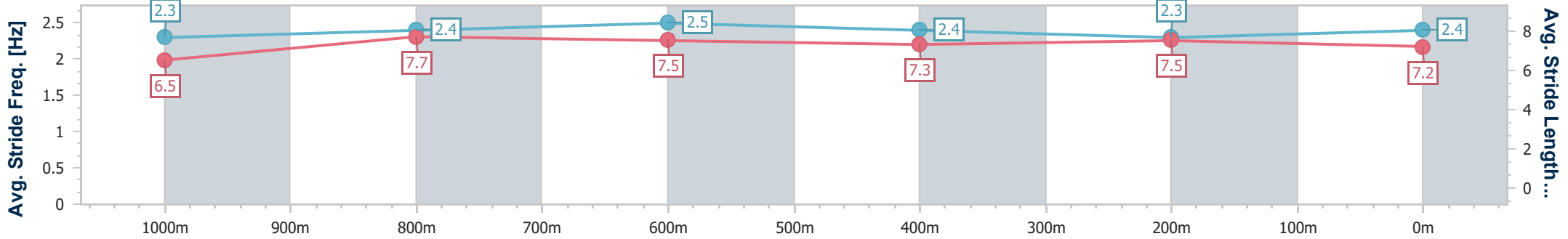
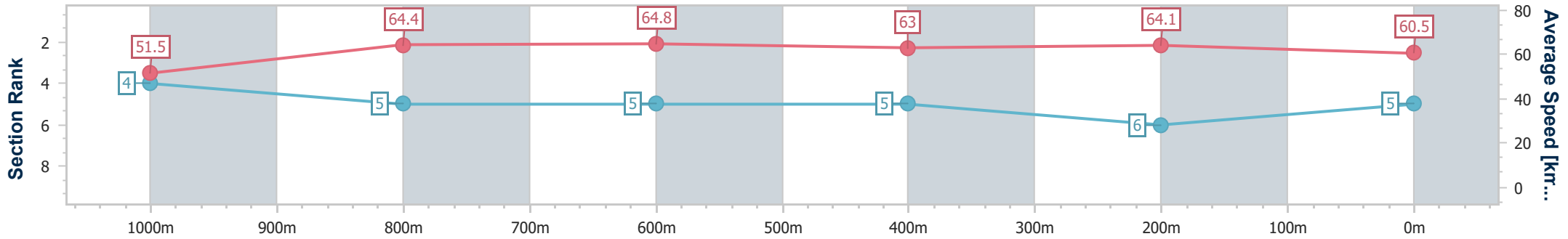
Race 4: GREAT NORTHERN BM68 Handicap - 1200m

07 January 2025 - 15:36



Track Rating: Good 4, Weather: Fine, Rail Position: +3m Entire

Section	Overall	1000m	800m	600m	400m	200m
Section Times	1:10.46 [5] (0:13.99)	0:56.47 [4] (0:10.91)	0:45.55 [5] (0:11.19)	0:34.36 [5] (0:11.18)	0:23.18 [5] (0:11.44)	0:11.74 [6] (0:11.74)
Average Speed [km/h]	51.5	64.4	64.8	63.0	64.1	60.5
Top Speed [km/h]	61.2	67.3	66.6	63.7	66.6	63.4
Avg. Dist. to Rail [m]	3.2	1.0	0.9	0.6	0.9	1.2
Avg. Stride Freq. [Hz]	2.3	2.4	2.5	2.4	2.3	2.4
Avg. Stride Length [m]	6.5	7.7	7.5	7.3	7.5	7.2



- [ ] Ranking at each section and finish
- .-.- No data available at this section
- NA No data available



Horse/Jockey Name	Tornado Rouge
Final Rank	6
Fastest Section Time (Section)	0:10.98 (1000m)
Top Speed [km/h] (Section)	68.1 (1000m)
Race State	Finished



### Ipswich QLD Professional

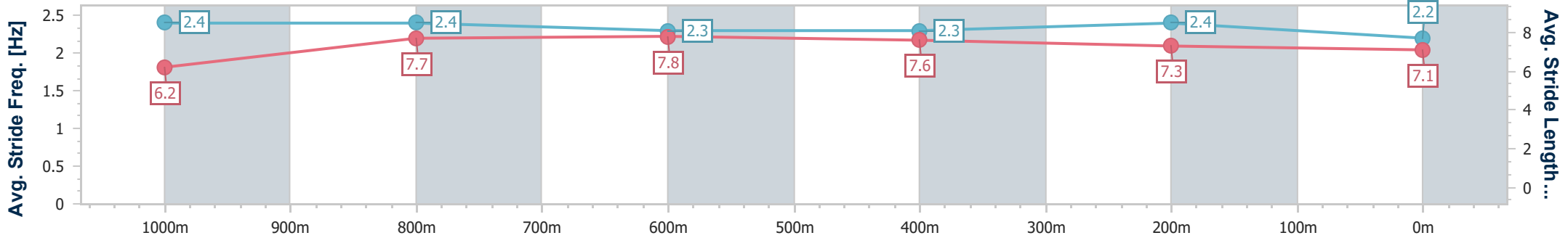
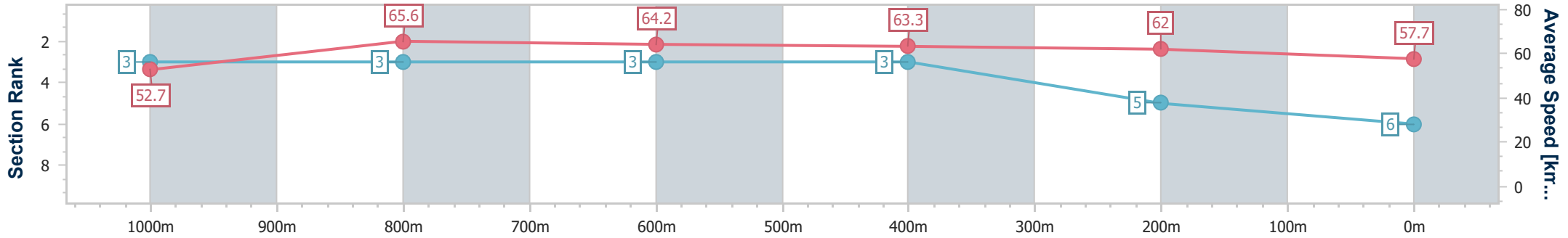
Race 4: GREAT NORTHERN BM68 Handicap - 1200m

07 January 2025 - 15:36



Track Rating: Good 4, Weather: Fine, Rail Position: +3m Entire

Section	Overall	1000m	800m	600m	400m	200m
Section Times	1:11.10 [6] (0:13.66)	0:57.44 [3] (0:10.98)	0:46.46 [3] (0:11.17)	0:35.29 [3] (0:11.28)	0:24.01 [3] (0:11.55)	0:12.46 [5] (0:12.46)
Average Speed [km/h]	52.7	65.6	64.2	63.3	62.0	57.7
Top Speed [km/h]	68.0	68.1	64.4	64.3	63.3	60.5
Avg. Dist. to Rail [m]	2.3	0.7	1.4	1.3	1.5	1.3
Avg. Stride Freq. [Hz]	2.4	2.4	2.3	2.3	2.4	2.2
Avg. Stride Length [m]	6.2	7.7	7.8	7.6	7.3	7.1



- [ ] Ranking at each section and finish
- .-.- No data available at this section
- NA No data available



Horse/Jockey Name	Executive Stress
Final Rank	7
Fastest Section Time (Section)	0:10.94 (1000m)
Top Speed [km/h] (Section)	67.7 (1000m)
Race State	Finished



### Ipswich QLD Professional

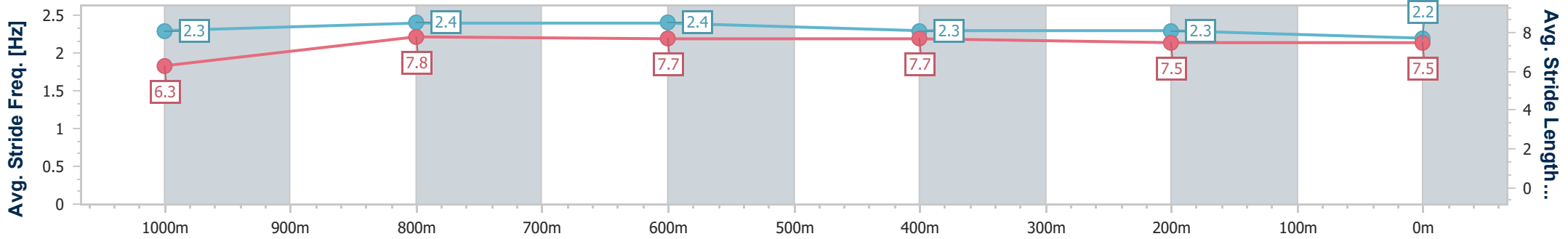
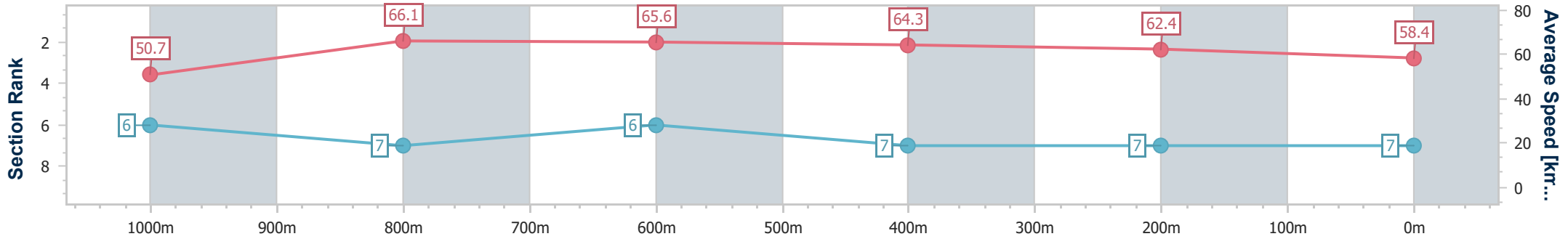
Race 4: GREAT NORTHERN BM68 Handicap - 1200m

07 January 2025 - 15:36



Track Rating: Good 4, Weather: Fine, Rail Position: +3m Entire

Section	Overall	1000m	800m	600m	400m	200m
Section Times	1:11.17 [7] (0:14.15)	0:57.02 [6] (0:10.94)	0:46.08 [7] (0:11.04)	0:35.04 [6] (0:11.25)	0:23.89 [7] (0:11.57)	0:12.32 [7] (0:12.32)
Average Speed [km/h]	50.7	66.1	65.6	64.3	62.4	58.4
Top Speed [km/h]	65.6	67.7	66.0	65.1	64.3	61.0
Avg. Dist. to Rail [m]	5.0	1.2	0.3	0.4	1.5	1.1
Avg. Stride Freq. [Hz]	2.3	2.4	2.4	2.3	2.3	2.2
Avg. Stride Length [m]	6.3	7.8	7.7	7.7	7.5	7.5



- [ ] Ranking at each section and finish
- .-.- No data available at this section
- NA No data available



# Ipswich QLD Professional

## Race 5: SCHWEPPEES Colts, Geldings and Entires Maiden Handicap - 1200m

07 January 2025 - 16:10

Track Rating: Good 4, Weather: Fine, Rail Position: +3m Entire

Section		Overall	1000m	800m	600m	400m	200m	Last 600m					
Field Times		1:10.74 (0:13.85)	0:56.89 (0:10.81)	0:46.08 (0:11.36)	0:34.72 (0:11.64)	0:23.08 (0:11.50)	0:11.58 (0:11.58)	0:34.72					
Rank	TAB Horse/Jockey	Barrier	Top Speed [km/h]	Fastest Section							Margin	Distance Travelled [m]	
1	7 <b>FACUNDO</b> Damien Thornton	4	67.9	0:10.81	1:10.74 [1] (0:13.85)	0:56.89 [1] (0:10.81)	0:46.08 [1] (0:11.36)	0:34.72 [1] (0:11.64)	0:23.08 [1] (0:11.50)	0:11.58 [1] (0:11.58)	1:10.74	0:34.72	
2	11 <b>HERECOMESANTORINI</b> Mark Du Plessis	6	68.3	0:10.81	1:11.51 [2] (0:13.94)	0:57.57 [2] (0:10.81)	0:46.76 [2] (0:11.32)	0:35.44 [2] (0:11.65)	0:23.79 [2] (0:11.80)	0:11.99 [2] (0:11.99)	4.55L	0:35.44	+0
3	13 <b>SAND 'N' POWER</b> Luke Dempsey	5	67.4	0:10.92	1:11.56 [3] (0:14.32)	0:57.24 [7] (0:10.92)	0:46.32 [7] (0:11.38)	0:34.94 [7] (0:11.58)	0:23.36 [8] (0:11.58)	0:11.78 [4] (0:11.78)	4.83L	0:34.94	+2
4	12 <b>ZOULAR</b> Jace McMurray	8	66.5	0:10.97	1:11.62 [4] (0:14.41)	0:57.21 [8] (0:10.97)	0:46.24 [8] (0:11.24)	0:35.00 [8] (0:11.51)	0:23.49 [6] (0:11.71)	0:11.78 [6] (0:11.78)	5.18L	0:35.00	-3
5	1 <b>SAFETY ROPE</b> Kyle Wilson-Taylor	7	68.0	0:10.80	1:11.62 [5] (0:14.20)	0:57.42 [5] (0:10.80)	0:46.62 [5] (0:11.31)	0:35.31 [5] (0:11.62)	0:23.69 [5] (0:11.59)	0:12.10 [3] (0:12.10)	5.2L	0:35.31	+0
6	15 <b>GARTAN</b> Nathan Thomas	3	66.6	0:10.97	1:11.87 [6] (0:14.24)	0:57.63 [6] (0:10.97)	0:46.66 [6] (0:11.36)	0:35.30 [6] (0:11.63)	0:23.67 [7] (0:11.63)	0:12.04 [5] (0:12.04)	6.64L	0:35.30	-2
7	2 <b>WOOLMAR</b> Siobhan Rutledge	2	67.2	0:10.96	1:12.36 [7] (0:13.96)	0:58.40 [3] (0:10.96)	0:47.44 [4] (0:11.32)	0:36.12 [4] (0:11.64)	0:24.48 [3] (0:12.01)	0:12.47 [7] (0:12.47)	9.55L	0:36.12	+4
8	6 <b>EXSIDE</b> Justin Huxtable	1	67.4	0:10.86	1:13.19 [8] (0:13.98)	0:59.21 [4] (0:10.86)	0:48.35 [3] (0:11.33)	0:37.02 [3] (0:11.72)	0:25.30 [4] (0:12.13)	0:13.17 [8] (0:13.17)	14.43L	0:37.02	-2

Scratched: Before The Thunder (#3), Ihaveseentheight (#4), Ludik (#5), Rustic Tzar (#10), The Merchant (#16), Rubos (#17), What Artists Do (#14), Headhunter (#8), Rock The Sunrise (#9)



Horse/Jockey Name	Facundo
Final Rank	1
Fastest Section Time (Section)	0:10.81 (1000m)
Top Speed [km/h] (Section)	67.9 (1000m)
Race State	Finished



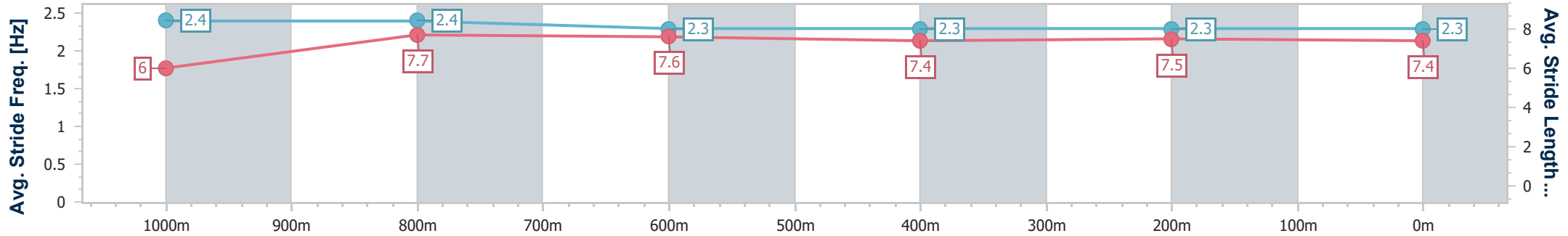
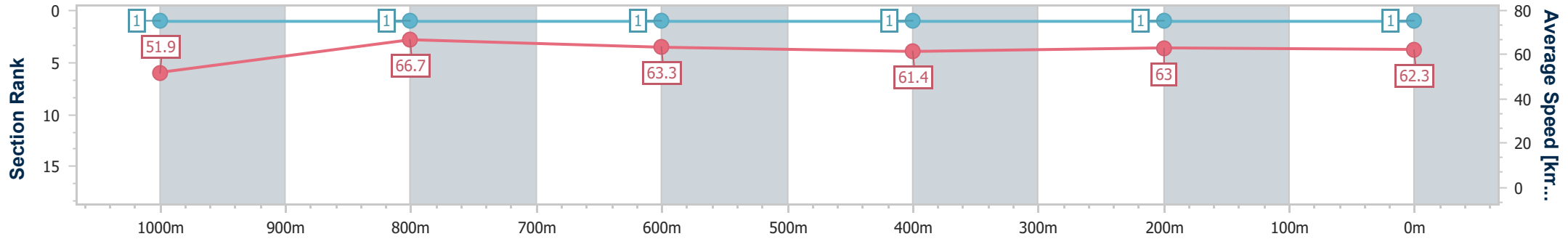
Ipswich QLD Professional  
 Race 5: SCHWEPPE Colts, Geldings and Entires Maiden Handicap - 1200m



07 January 2025 - 16:10

Track Rating: Good 4, Weather: Fine, Rail Position: +3m Entire

Section	Overall	1000m	800m	600m	400m	200m
Section Times	1:10.74 [1] (0:13.85)	0:56.89 [1] (0:10.81)	0:46.08 [1] (0:11.36)	0:34.72 [1] (0:11.64)	0:23.08 [1] (0:11.50)	0:11.58 [1] (0:11.58)
Average Speed [km/h]	51.9	66.7	63.3	61.4	63.0	62.3
Top Speed [km/h]	67.7	67.9	64.9	62.1	63.7	64.0
Avg. Dist. to Rail [m]	4.5	1.3	1.0	1.2	2.6	6.0
Avg. Stride Freq. [Hz]	2.4	2.4	2.3	2.3	2.3	2.3
Avg. Stride Length [m]	6.0	7.7	7.6	7.4	7.5	7.4



- [ ] Ranking at each section and finish
- .-.- No data available at this section
- NA No data available



Horse/Jockey Name	Herecomesantorini
Final Rank	2
Fastest Section Time (Section)	0:10.81 (1000m)
Top Speed [km/h] (Section)	68.3 (Overall)
Race State	Finished



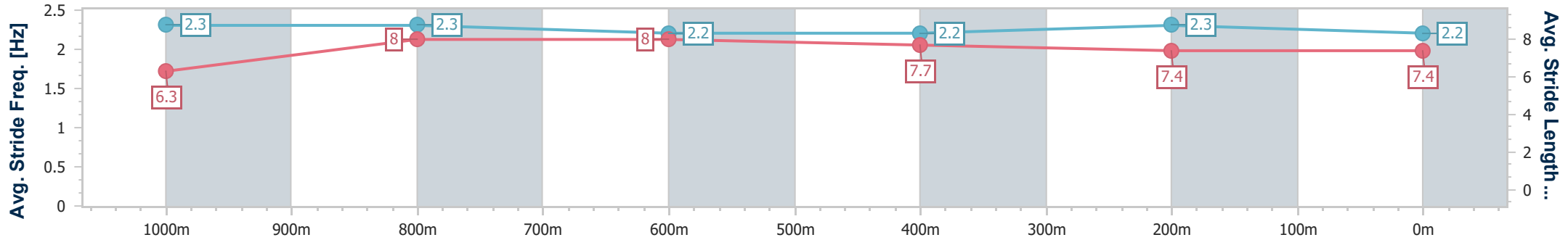
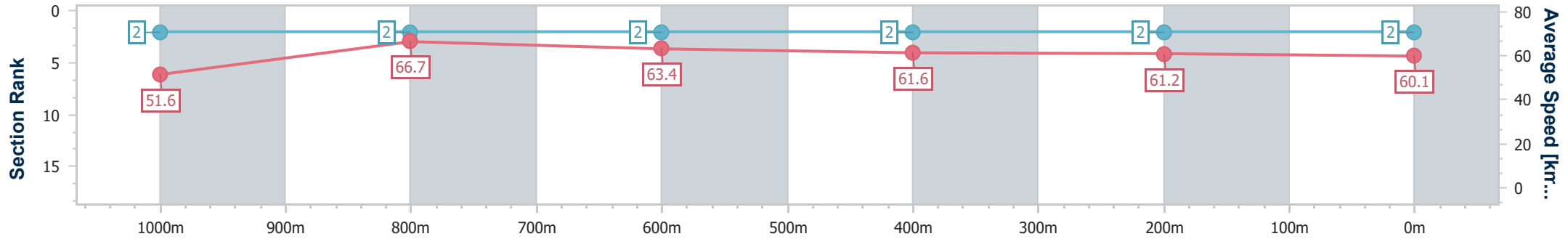
Ipswich QLD Professional  
 Race 5: SCHWEPPE Colts, Geldings and Entires Maiden Handicap - 1200m



07 January 2025 - 16:10

Track Rating: Good 4, Weather: Fine, Rail Position: +3m Entire

Section	Overall	1000m	800m	600m	400m	200m
Section Times	1:11.51 [2] (0:13.94)	0:57.57 [2] (0:10.81)	0:46.76 [2] (0:11.32)	0:35.44 [2] (0:11.65)	0:23.79 [2] (0:11.80)	0:11.99 [2] (0:11.99)
Average Speed [km/h]	51.6	66.7	63.4	61.6	61.2	60.1
Top Speed [km/h]	68.3	68.3	65.4	62.3	61.7	61.6
Avg. Dist. to Rail [m]	6.7	1.3	0.8	0.7	0.8	1.8
Avg. Stride Freq. [Hz]	2.3	2.3	2.2	2.2	2.3	2.2
Avg. Stride Length [m]	6.3	8.0	8.0	7.7	7.4	7.4



- [ ] Ranking at each section and finish
- .-.- No data available at this section
- NA No data available



Horse/Jockey Name	Sand 'N' Power
Final Rank	3
Fastest Section Time (Section)	0:10.92 (1000m)
Top Speed [km/h] (Section)	67.4 (1000m)
Race State	Finished



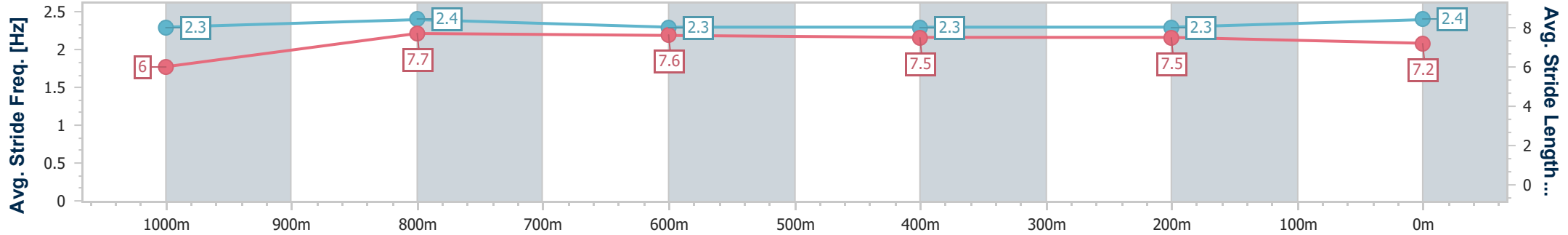
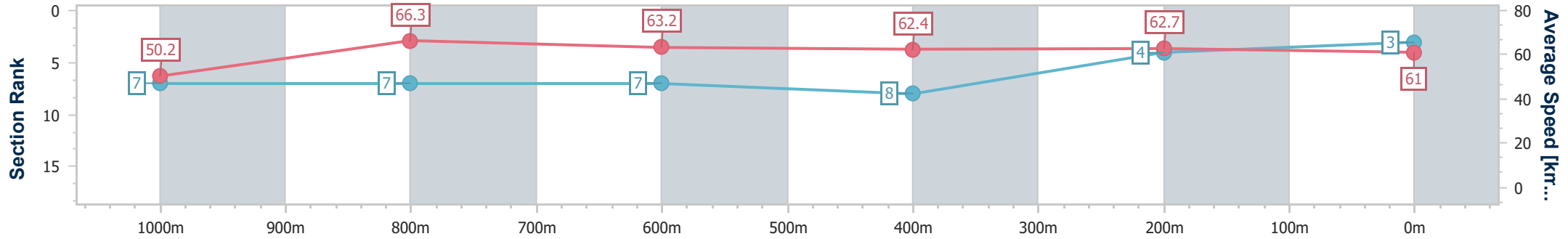
Ipswich QLD Professional  
Race 5: SCHWEPPE Colts, Geldings and Entires Maiden Handicap - 1200m



07 January 2025 - 16:10

Track Rating: Good 4, Weather: Fine, Rail Position: +3m Entire

Section	Overall	1000m	800m	600m	400m	200m
Section Times	1:11.56 [3] (0:14.32)	0:57.24 [7] (0:10.92)	0:46.32 [7] (0:11.38)	0:34.94 [7] (0:11.58)	0:23.36 [8] (0:11.58)	0:11.78 [4] (0:11.78)
Average Speed [km/h]	50.2	66.3	63.2	62.4	62.7	61.0
Top Speed [km/h]	66.2	67.4	64.3	63.3	63.6	61.8
Avg. Dist. to Rail [m]	4.4	1.3	0.4	0.5	1.8	3.5
Avg. Stride Freq. [Hz]	2.3	2.4	2.3	2.3	2.3	2.4
Avg. Stride Length [m]	6.0	7.7	7.6	7.5	7.5	7.2



- [ ] Ranking at each section and finish
- .-.- No data available at this section
- NA No data available



Horse/Jockey Name	Zoular
Final Rank	4
Fastest Section Time (Section)	0:10.97 (1000m)
Top Speed [km/h] (Section)	66.5 (1000m)
Race State	Finished



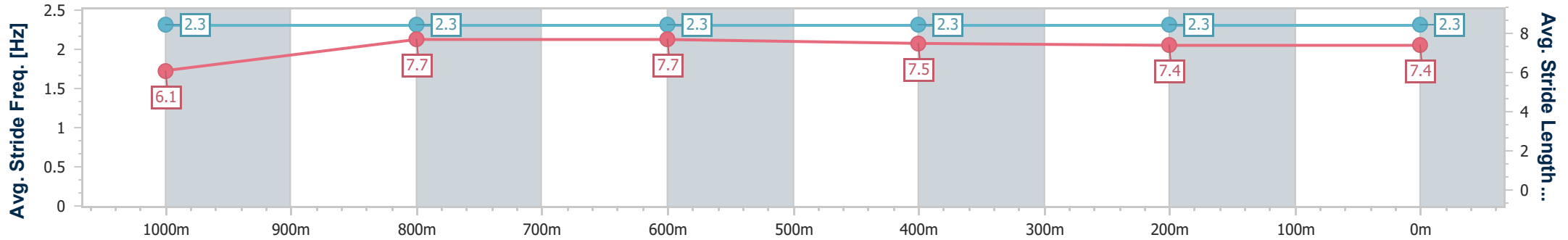
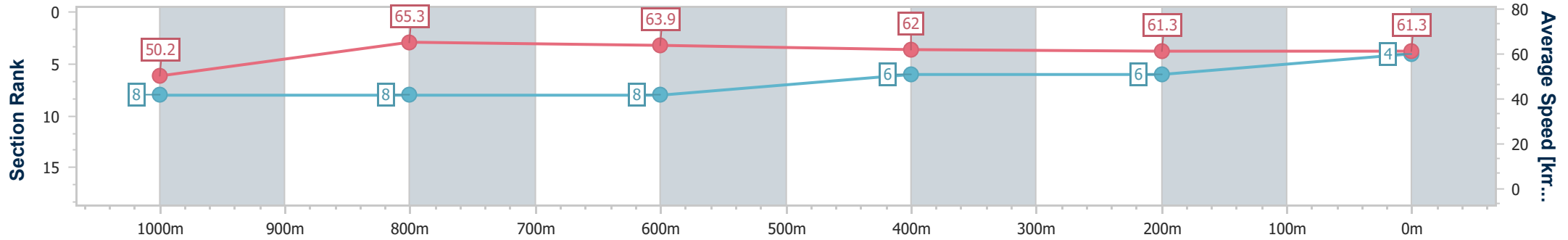
Ipswich QLD Professional  
 Race 5: SCHWEPPE Colts, Geldings and Entires Maiden Handicap - 1200m



07 January 2025 - 16:10

Track Rating: Good 4, Weather: Fine, Rail Position: +3m Entire

Section	Overall	1000m	800m	600m	400m	200m
Section Times	1:11.62 [4] (0:14.41)	0:57.21 [8] (0:10.97)	0:46.24 [8] (0:11.24)	0:35.00 [8] (0:11.51)	0:23.49 [6] (0:11.71)	0:11.78 [6] (0:11.78)
Average Speed [km/h]	50.2	65.3	63.9	62.0	61.3	61.3
Top Speed [km/h]	64.4	66.5	64.2	63.7	62.0	61.8
Avg. Dist. to Rail [m]	8.4	1.2	1.6	1.2	0.8	1.7
Avg. Stride Freq. [Hz]	2.3	2.3	2.3	2.3	2.3	2.3
Avg. Stride Length [m]	6.1	7.7	7.7	7.5	7.4	7.4



- [ ] Ranking at each section and finish
- .-.- No data available at this section
- NA No data available



Horse/Jockey Name	Safety Rope
Final Rank	5
Fastest Section Time (Section)	0:10.80 (1000m)
Top Speed [km/h] (Section)	68.0 (1000m)
Race State	Finished



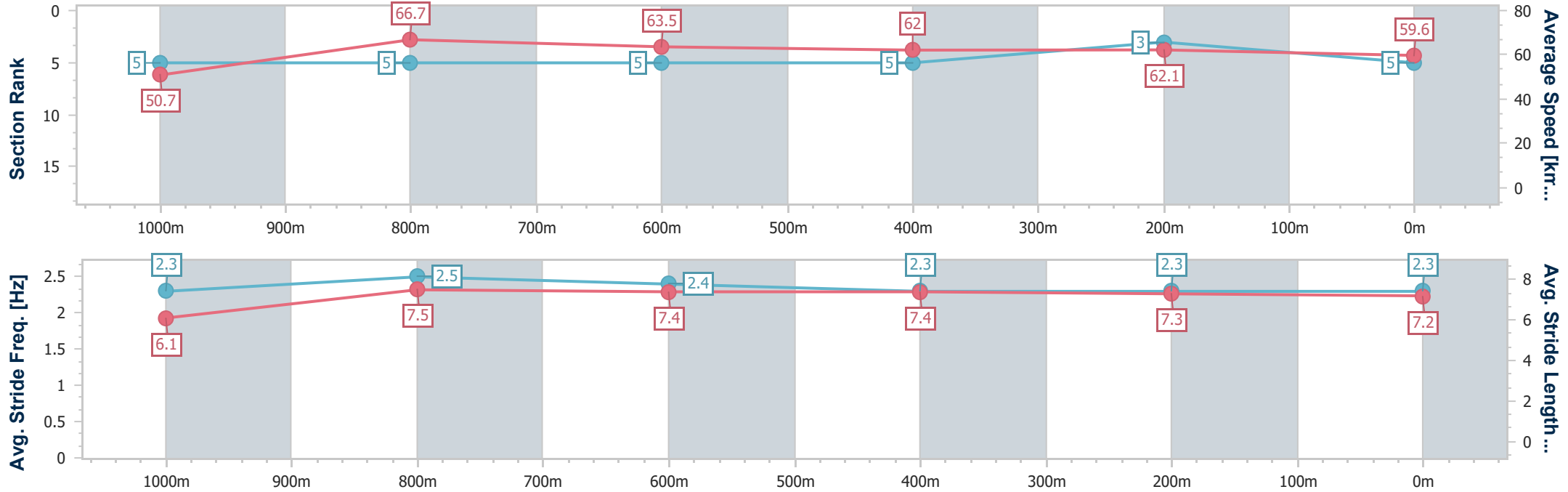
Ipswich QLD Professional  
 Race 5: SCHWEPPE Colts, Geldings and Entires Maiden Handicap - 1200m



07 January 2025 - 16:10

Track Rating: Good 4, Weather: Fine, Rail Position: +3m Entire

Section	Overall	1000m	800m	600m	400m	200m
Section Times	1:11.62 [5] (0:14.20)	0:57.42 [5] (0:10.80)	0:46.62 [5] (0:11.31)	0:35.31 [5] (0:11.62)	0:23.69 [5] (0:11.59)	0:12.10 [3] (0:12.10)
Average Speed [km/h]	50.7	66.7	63.5	62.0	62.1	59.6
Top Speed [km/h]	67.5	68.0	64.8	63.6	63.3	61.0
Avg. Dist. to Rail [m]	5.3	0.4	0.2	0.3	0.5	0.3
Avg. Stride Freq. [Hz]	2.3	2.5	2.4	2.3	2.3	2.3
Avg. Stride Length [m]	6.1	7.5	7.4	7.4	7.3	7.2



- [ ] Ranking at each section and finish
- .-.- No data available at this section
- NA No data available



Horse/Jockey Name	Gartan
Final Rank	6
Fastest Section Time (Section)	0:10.97 (1000m)
Top Speed [km/h] (Section)	66.6 (1000m)
Race State	Finished



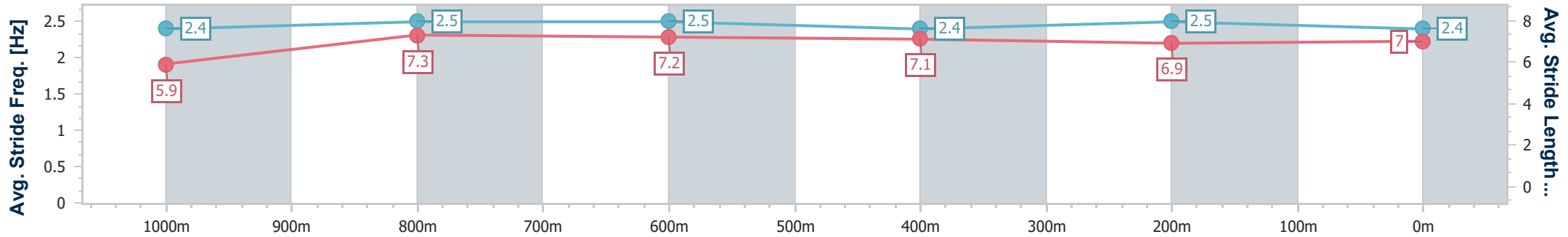
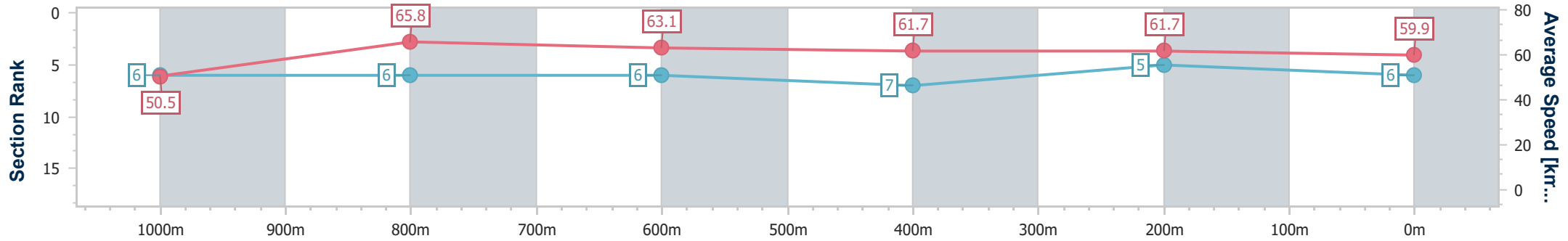
Ipswich QLD Professional  
 Race 5: SCHWEPPE Colts, Geldings and Entires Maiden Handicap - 1200m



07 January 2025 - 16:10

Track Rating: Good 4, Weather: Fine, Rail Position: +3m Entire

Section	Overall	1000m	800m	600m	400m	200m
Section Times	1:11.87 [6] (0:14.24)	0:57.63 [6] (0:10.97)	0:46.66 [6] (0:11.36)	0:35.30 [6] (0:11.63)	0:23.67 [7] (0:11.63)	0:12.04 [5] (0:12.04)
Average Speed [km/h]	50.5	65.8	63.1	61.7	61.7	59.9
Top Speed [km/h]	66.5	66.6	64.2	63.2	62.5	61.6
Avg. Dist. to Rail [m]	3.4	0.6	0.4	1.0	0.4	2.6
Avg. Stride Freq. [Hz]	2.4	2.5	2.5	2.4	2.5	2.4
Avg. Stride Length [m]	5.9	7.3	7.2	7.1	6.9	7.0



- [ ] Ranking at each section and finish
- .-.- No data available at this section
- NA No data available



Horse/Jockey Name	Woolmar
Final Rank	7
Fastest Section Time (Section)	0:10.96 (1000m)
Top Speed [km/h] (Section)	67.2 (1000m)
Race State	Finished



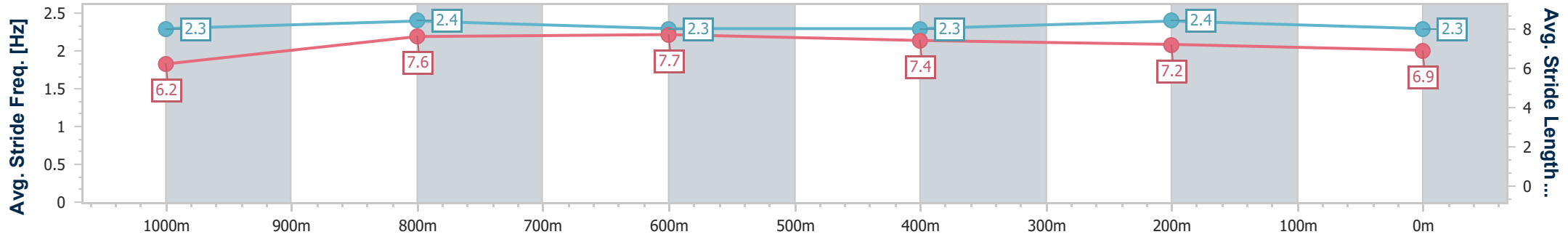
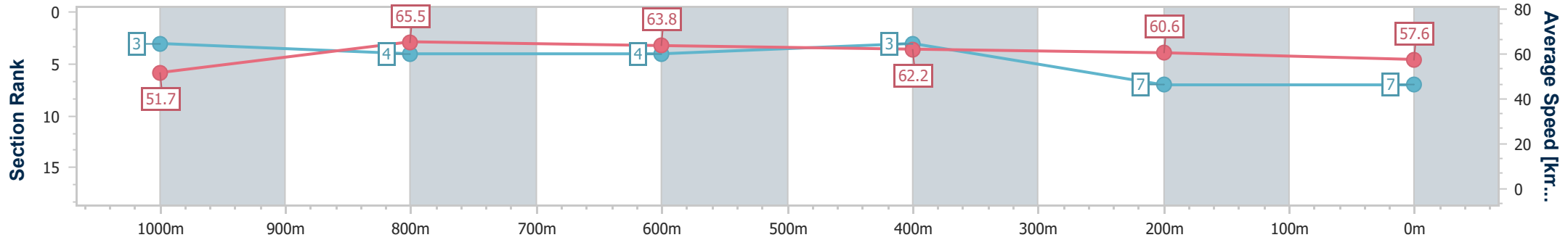
Ipswich QLD Professional  
 Race 5: SCHWEPPE Colts, Geldings and Entires Maiden Handicap - 1200m



07 January 2025 - 16:10

Track Rating: Good 4, Weather: Fine, Rail Position: +3m Entire

Section	Overall	1000m	800m	600m	400m	200m
Section Times	1:12.36 [7] (0:13.96)	0:58.40 [3] (0:10.96)	0:47.44 [4] (0:11.32)	0:36.12 [4] (0:11.64)	0:24.48 [3] (0:12.01)	0:12.47 [7] (0:12.47)
Average Speed [km/h]	51.7	65.5	63.8	62.2	60.6	57.6
Top Speed [km/h]	66.5	67.2	64.4	63.4	62.5	60.3
Avg. Dist. to Rail [m]	3.1	1.3	0.6	0.9	2.7	4.9
Avg. Stride Freq. [Hz]	2.3	2.4	2.3	2.3	2.4	2.3
Avg. Stride Length [m]	6.2	7.6	7.7	7.4	7.2	6.9



- [ ] Ranking at each section and finish
- .-.- No data available at this section
- NA No data available





Horse/Jockey Name	Exsidee
Final Rank	8
Fastest Section Time (Section)	0:10.86 (1000m)
Top Speed [km/h] (Section)	67.4 (1000m)
Race State	Finished



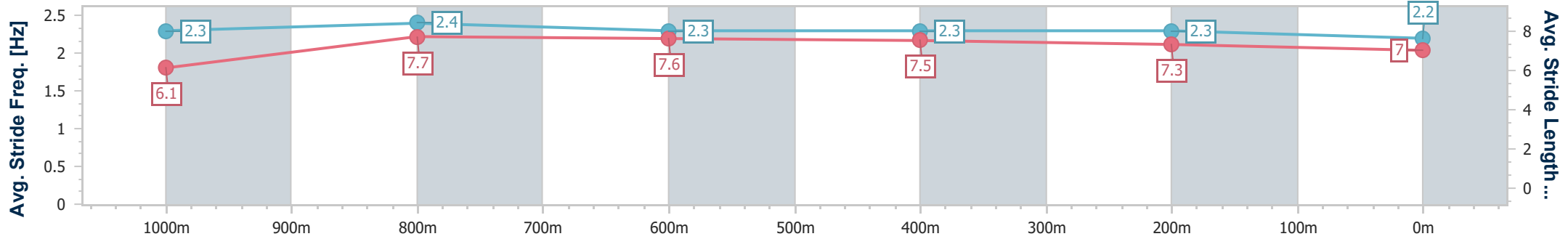
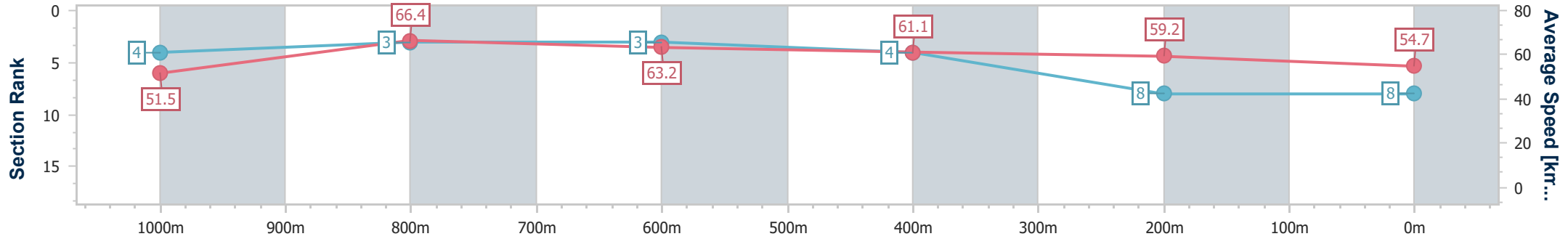
Ipswich QLD Professional  
 Race 5: SCHWEPPE Colts, Geldings and Entires Maiden Handicap - 1200m



07 January 2025 - 16:10

Track Rating: Good 4, Weather: Fine, Rail Position: +3m Entire

Section	Overall	1000m	800m	600m	400m	200m
Section Times	1:13.19 [8] (0:13.98)	0:59.21 [4] (0:10.86)	0:48.35 [3] (0:11.33)	0:37.02 [3] (0:11.72)	0:25.30 [4] (0:12.13)	0:13.17 [8] (0:13.17)
Average Speed [km/h]	51.5	66.4	63.2	61.1	59.2	54.7
Top Speed [km/h]	66.5	67.4	64.4	62.1	60.1	56.9
Avg. Dist. to Rail [m]	1.9	0.5	1.0	1.1	0.9	0.8
Avg. Stride Freq. [Hz]	2.3	2.4	2.3	2.3	2.3	2.2
Avg. Stride Length [m]	6.1	7.7	7.6	7.5	7.3	7.0



- [ ] Ranking at each section and finish
- .-.- No data available at this section
- NA No data available

# Ipswich QLD Professional

## Race 6: GORDON'S GIN BM60 Handicap - 1666m

07 January 2025 - 16:50

Track Rating: Good 4, Weather: Fine, Rail Position: +3m Entire

Section		Field Times												
Overall	1400m	1200m	1000m	800m	600m	400m	Last 600m							
1:42.99 (0:18.93)	1:24.06 (0:11.78)	1:12.28 (0:11.86)	1:00.42 (0:12.36)	0:48.06 (0:12.40)	0:35.66 (0:12.07)	0:23.59 (0:11.81)	0:35.66							
Rank	TAB	Horse/Jockey	Barrier	Top Speed [km/h]	Fastest Section								Distance Travelled [m]	
1	7	<b>AUTUMN MISS</b> Dan McGillivray	4	63.3 400m	0:11.54 400m	1:42.99 [1] (0:19.13)	1:23.86 [4] (0:11.86)	1:12.00 [4] (0:11.96)	1:00.04 [4] (0:12.41)	0:47.63 [4] (0:12.35)	0:35.28 [5] (0:11.96)	0:23.32 [5] (0:11.54)	0:35.28	
2	3	<b>OUR ORATOR</b> Robbie Dolan	1	64.0 400m	0:11.54 400m	1:43.13 [2] (0:19.53)	1:23.60 [8] (0:11.82)	1:11.78 [7] (0:11.97)	0:59.81 [7] (0:12.34)	0:47.47 [7] (0:12.16)	0:35.31 [6] (0:12.00)	0:23.31 [7] (0:11.54)	0:35.31	-2
3	11	<b>MISS BRITTANY</b> Damien Thornton	10	64.6 400m	0:11.40 400m	1:43.15 [3] (0:19.72)	1:23.43 [10] (0:11.93)	1:11.50 [10] (0:12.11)	0:59.39 [10] (0:12.19)	0:47.20 [9] (0:12.15)	0:35.05 [9] (0:11.83)	0:23.22 [9] (0:11.40)	0:35.05	+9
4	2	<b>CONNECTICUT</b> Corey Sutherland	5	63.0 Overall	0:11.75 1400m	1:43.20 [4] (0:18.96)	1:24.24 [2] (0:11.75)	1:12.49 [1] (0:11.86)	1:00.63 [1] (0:12.36)	0:48.27 [1] (0:12.40)	0:35.87 [1] (0:12.07)	0:23.80 [1] (0:11.81)	0:35.87	+3
5	8	<b>DARK THINKER</b> Ron Stewart	8	62.7 400m	0:11.76 400m	1:43.42 [5] (0:19.35)	1:24.07 [7] (0:12.01)	1:12.06 [8] (0:12.07)	0:59.99 [8] (0:12.28)	0:47.71 [8] (0:12.16)	0:35.55 [7] (0:11.93)	0:23.62 [6] (0:11.76)	0:35.55	+8
6	13	<b>NITROGLYCERINE</b> Mark Du Plessis	3	63.1 200m	0:11.67 200m	1:43.50 [6] (0:19.71)	1:23.79 [9] (0:11.88)	1:11.91 [9] (0:12.14)	0:59.77 [9] (0:12.24)	0:47.53 [10] (0:12.14)	0:35.39 [10] (0:12.03)	0:23.36 [10] (0:11.69)	0:35.39	+4
7	10	<b>RHODES</b> Adin Thompson	6	62.0 400m	0:11.67 400m	1:43.52 [7] (0:19.14)	1:24.38 [5] (0:11.89)	1:12.49 [5] (0:12.06)	1:00.43 [5] (0:12.38)	0:48.05 [6] (0:12.40)	0:35.65 [8] (0:12.02)	0:23.63 [8] (0:11.67)	0:35.65	+3
8	4	<b>NAGAMIE</b> Martin Harley	7	62.2 400m	0:11.78 400m	1:43.52 [8] (0:18.93)	1:24.59 [1] (0:11.88)	1:12.71 [3] (0:12.01)	1:00.70 [3] (0:12.39)	0:48.31 [3] (0:12.40)	0:35.91 [3] (0:12.04)	0:23.87 [4] (0:11.78)	0:35.91	+3
9	6	<b>ACES UP</b> Samantha Collett	9	64.9 Overall	0:11.76 1400m	1:43.79 [9] (0:19.01)	1:24.78 [3] (0:11.76)	1:13.02 [2] (0:11.84)	1:01.18 [2] (0:12.46)	0:48.72 [2] (0:12.42)	0:36.30 [2] (0:12.00)	0:24.30 [2] (0:11.83)	0:36.30	+6
10	1	<b>MARTEDI</b> Jace McMurray	2	61.7 Overall	0:11.90 1400m	1:44.04 [10] (0:19.15)	1:24.89 [6] (0:11.90)	1:12.99 [6] (0:12.05)	1:00.94 [6] (0:12.32)	0:48.62 [5] (0:12.24)	0:36.38 [4] (0:11.91)	0:24.47 [3] (0:11.96)	0:36.38	+8

Scratched: Iberian Ruler (#9), Lovezeladys (#14), The Love Of Mary (#15), Reel Wild (#12), Monastery (#5)



# Ipswich QLD Professional

## Race 6: GORDON'S GIN BM60 Handicap - 1666m

07 January 2025 - 16:50



Track Rating: Good 4, Weather: Fine, Rail Position: +3m Entire

Section							200m			Last 600m
Field Times							0:11.78			0:35.66
Rank	TAB	Horse/Jockey	Barrier	Top Speed [km/h]	Fastest Section	Margin				Distance Travelled [m]
1	7	<b>AUTUMN MISS</b> Dan McGillivray	4	63.3 400m	0:11.54 400m	0:11.78 [1] (0:11.78)	1:42.99		0:35.28	
2	3	<b>OUR ORATOR</b> Robbie Dolan	1	64.0 400m	0:11.54 400m	0:11.77 [5] (0:11.77)	0.79L		0:35.31	-2
3	11	<b>MISS BRITTANY</b> Damien Thornton	10	64.6 400m	0:11.40 400m	0:11.82 [4] (0:11.82)	0.94L		0:35.05	+9
4	2	<b>CONNECTICUT</b> Corey Sutherland	5	63.0 Overall	0:11.75 1400m	0:11.99 [2] (0:11.99)	1.2L		0:35.87	+3
5	8	<b>DARK THINKER</b> Ron Stewart	8	62.7 400m	0:11.76 400m	0:11.86 [9] (0:11.86)	2.51L		0:35.55	+8
6	13	<b>NITROGLYCERINE</b> Mark Du Plessis	3	63.1 200m	0:11.67 200m	0:11.67 [10] (0:11.67)	3L		0:35.39	+4
7	10	<b>RHODES</b> Adin Thompson	6	62.0 400m	0:11.67 400m	0:11.96 [8] (0:11.96)	3.1L		0:35.65	+3
8	4	<b>NAGAMIE</b> Martin Harley	7	62.2 400m	0:11.78 400m	0:12.09 [6] (0:12.09)	3.12L		0:35.91	+3
9	6	<b>ACES UP</b> Samantha Collett	9	64.9 Overall	0:11.76 1400m	0:12.47 [3] (0:12.47)	4.71L		0:36.30	+6
10	1	<b>MARTEDI</b> Jace McMurray	2	61.7 Overall	0:11.90 1400m	0:12.51 [7] (0:12.51)	6.17L		0:36.38	+8

Scratched: Iberian Ruler (#9), Lovezeladys (#14), The Love Of Mary (#15), Reel Wild (#12), Monastery (#5)

[ ] Ranking at each section and finish  
 -:-:- No data available at this section  
 NA No data available

SCN Saddle cloth number  
 DNF Did not finish  
 DNT Did not track



Horse/Jockey Name	Autumn Miss
Final Rank	1
Fastest Section Time (Section)	0:11.54 (400m)
Top Speed [km/h] (Section)	63.3 (400m)
Race State	Finished



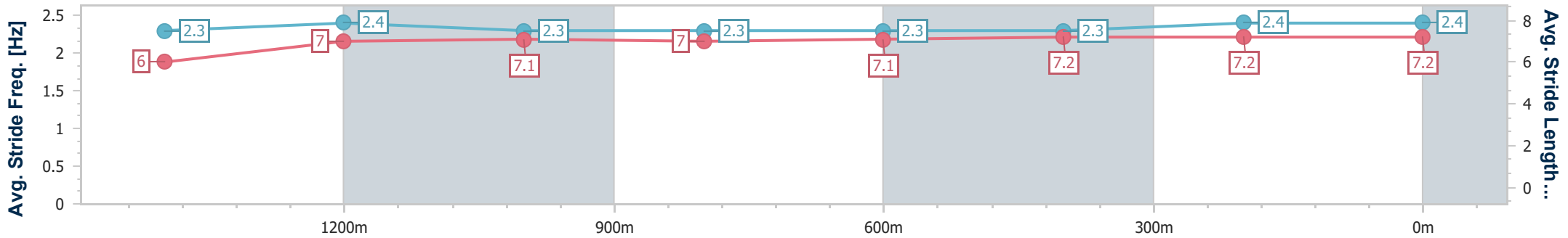
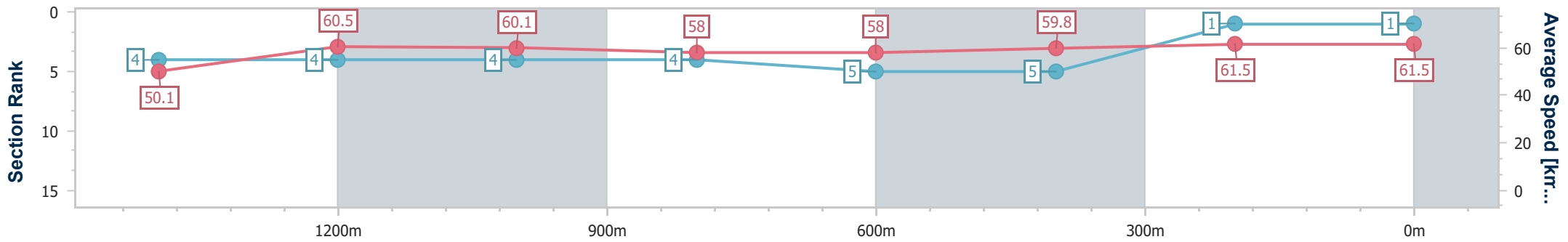
Ipswich QLD Professional  
Race 6: GORDON'S GIN BM60 Handicap - 1666m



07 January 2025 - 16:50

Track Rating: Good 4, Weather: Fine, Rail Position: +3m Entire

Section	Overall	1400m	1200m	1000m	800m	600m	400m	200m
Section Times	1:42.99 [1] (0:19.13)	1:23.86 [4] (0:11.86)	1:12.00 [4] (0:11.96)	1:00.04 [4] (0:12.41)	0:47.63 [4] (0:12.35)	0:35.28 [5] (0:11.96)	0:23.32 [5] (0:11.54)	0:11.78 [1] (0:11.78)
Average Speed [km/h]	50.1	60.5	60.1	58.0	58.0	59.8	61.5	61.5
Top Speed [km/h]	62.3	62.0	61.7	59.6	59.6	61.4	63.3	62.9
Avg. Dist. to Rail [m]	2.6	0.6	0.2	0.5	1.2	2.2	1.9	3.6
Avg. Stride Freq. [Hz]	2.3	2.4	2.3	2.3	2.3	2.3	2.4	2.4
Avg. Stride Length [m]	6.0	7.0	7.1	7.0	7.1	7.2	7.2	7.2



- [ ] Ranking at each section and finish
- .-.- No data available at this section
- NA No data available



Horse/Jockey Name	Our Orator
Final Rank	2
Fastest Section Time (Section)	0:11.54 (400m)
Top Speed [km/h] (Section)	64.0 (400m)
Race State	Finished



### Ipswich QLD Professional

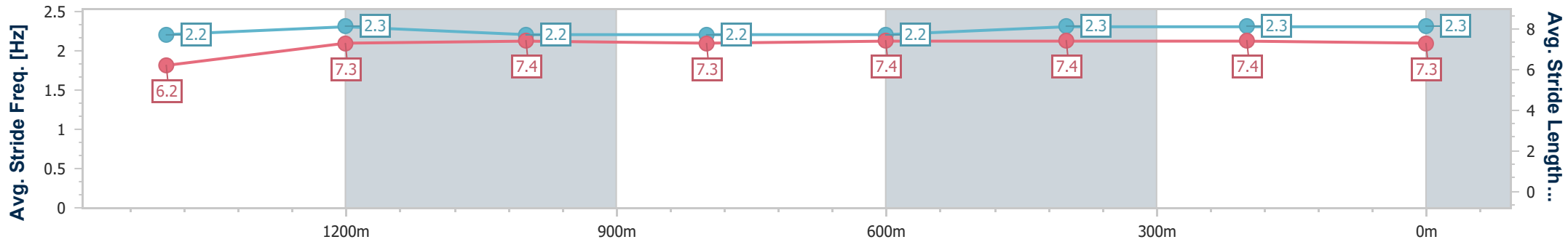
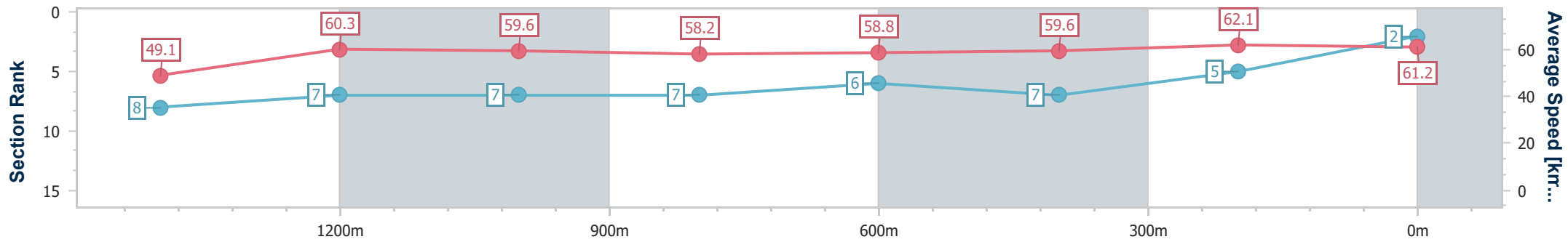
Race 6: GORDON'S GIN BM60 Handicap - 1666m

07 January 2025 - 16:50



Track Rating: Good 4, Weather: Fine, Rail Position: +3m Entire

Section	Overall	1400m	1200m	1000m	800m	600m	400m	200m
Section Times	1:43.13 [2] (0:19.53)	1:23.60 [8] (0:11.82)	1:11.78 [7] (0:11.97)	0:59.81 [7] (0:12.34)	0:47.47 [7] (0:12.16)	0:35.31 [6] (0:12.00)	0:23.31 [7] (0:11.54)	0:11.77 [5]
Average Speed [km/h]	49.1	60.3	59.6	58.2	58.8	59.6	62.1	61.2
Top Speed [km/h]	60.4	61.2	60.5	59.3	60.0	60.9	64.0	62.7
Avg. Dist. to Rail [m]	2.3	2.0	1.6	1.1	1.5	1.5	1.0	3.0
Avg. Stride Freq. [Hz]	2.2	2.3	2.2	2.2	2.2	2.3	2.3	2.3
Avg. Stride Length [m]	6.2	7.3	7.4	7.3	7.4	7.4	7.4	7.3



- [ ] Ranking at each section and finish
- .-.- No data available at this section
- NA No data available



Horse/Jockey Name	Miss Brittany
Final Rank	3
Fastest Section Time (Section)	0:11.40 (400m)
Top Speed [km/h] (Section)	64.6 (400m)
Race State	Finished



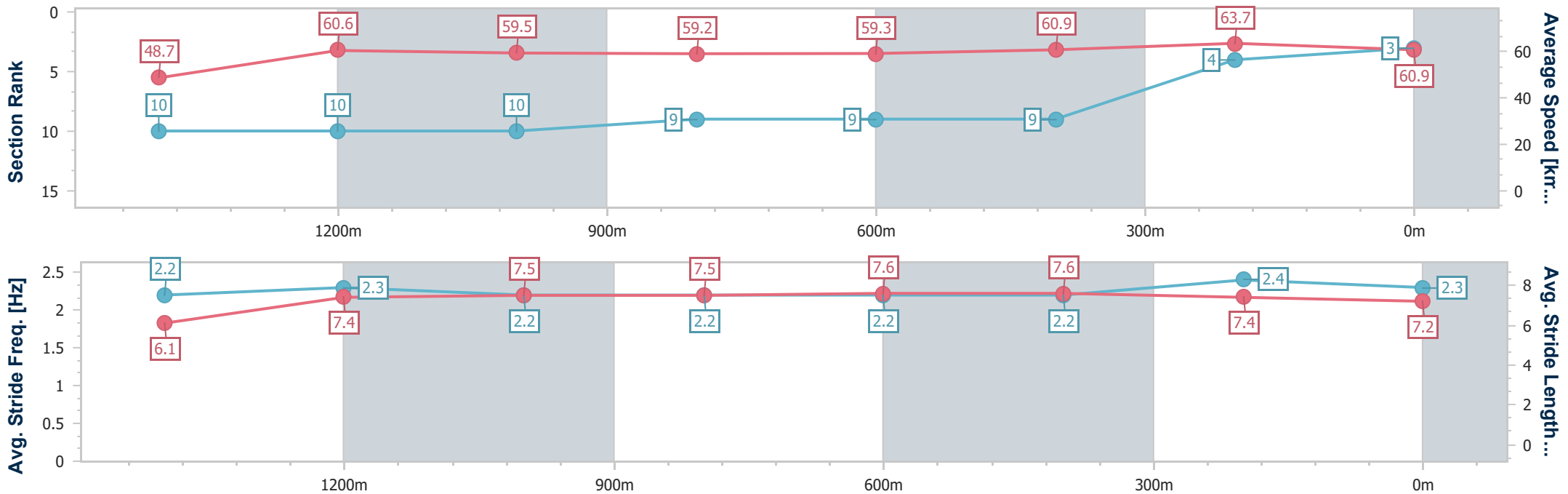
Ipswich QLD Professional  
Race 6: GORDON'S GIN BM60 Handicap - 1666m



07 January 2025 - 16:50

Track Rating: Good 4, Weather: Fine, Rail Position: +3m Entire

Section	Overall	1400m	1200m	1000m	800m	600m	400m	200m					
Section Times	1:43.15 [3] (0:19.72)	1:23.43 [10] (0:11.93)	1:11.50 [10] (0:12.11)	0:59.39 [10] (0:12.19)	0:47.20 [9] (0:12.15)	0:35.05 [9] (0:11.83)	0:23.22 [9] (0:11.40)	0:11.82 [4]					
Average Speed [km/h]	48.7	60.6	59.5	59.2	59.3	60.9	63.7	60.9					
Top Speed [km/h]	61.6	62.3	60.6	61.0	60.8	63.5	64.6	63.6					
Avg. Dist. to Rail [m]	7.8	0.4	0.6	0.6	0.3	0.6	2.8	5.6					
Avg. Stride Freq. [Hz]	2.2	2.3	2.2	2.2	2.2	2.2	2.4	2.3					
Avg. Stride Length [m]	6.1	7.4	7.5	7.5	7.6	7.6	7.4	7.2					



- [ ] Ranking at each section and finish
- .-.- No data available at this section
- NA No data available



Horse/Jockey Name	Connecticut
Final Rank	4
Fastest Section Time (Section)	0:11.75 (1400m)
Top Speed [km/h] (Section)	63.0 (Overall)
Race State	Finished



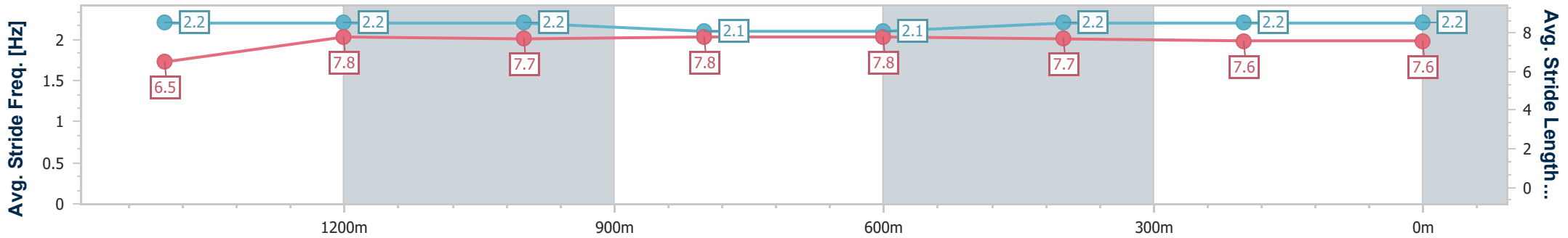
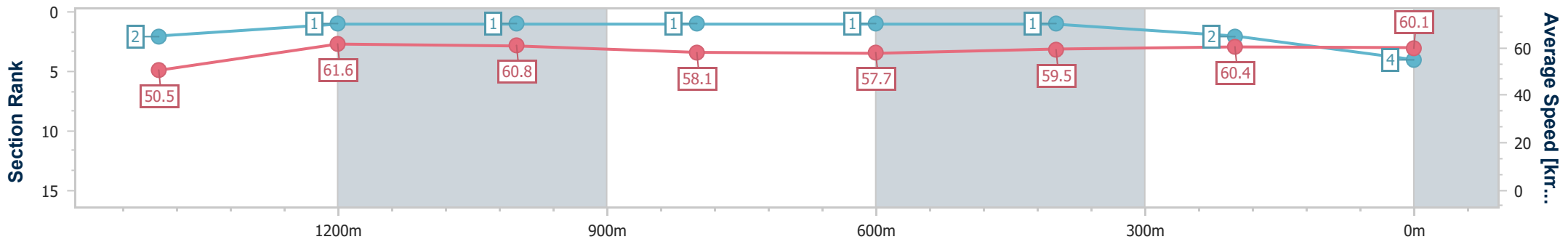
Ipswich QLD Professional  
Race 6: GORDON'S GIN BM60 Handicap - 1666m



07 January 2025 - 16:50

Track Rating: Good 4, Weather: Fine, Rail Position: +3m Entire

Section	Overall	1400m	1200m	1000m	800m	600m	400m	200m
Section Times	1:43.20 [4] (0:18.96)	1:24.24 [2] (0:11.75)	1:12.49 [1] (0:11.86)	1:00.63 [1] (0:12.36)	0:48.27 [1] (0:12.40)	0:35.87 [1] (0:12.07)	0:23.80 [1] (0:11.81)	0:11.99 [2] (0:11.99)
Average Speed [km/h]	50.5	61.6	60.8	58.1	57.7	59.5	60.4	60.1
Top Speed [km/h]	63.0	63.0	62.9	59.6	58.4	60.5	61.3	61.3
Avg. Dist. to Rail [m]	4.3	1.2	0.4	0.6	1.4	1.5	1.8	0.8
Avg. Stride Freq. [Hz]	2.2	2.2	2.2	2.1	2.1	2.2	2.2	2.2
Avg. Stride Length [m]	6.5	7.8	7.7	7.8	7.8	7.7	7.6	7.6



- [ ] Ranking at each section and finish
- .-.- No data available at this section
- NA No data available



Horse/Jockey Name	Dark Thinker
Final Rank	5
Fastest Section Time (Section)	0:11.76 (400m)
Top Speed [km/h] (Section)	62.7 (400m)
Race State	Finished



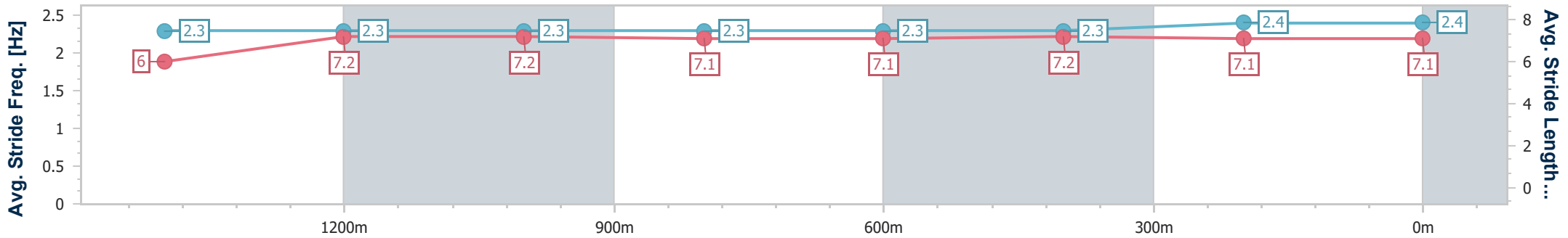
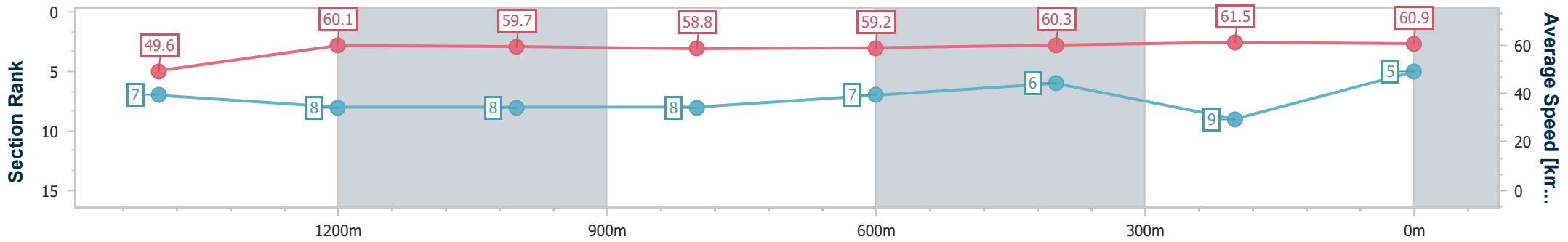
Ipswich QLD Professional  
Race 6: GORDON'S GIN BM60 Handicap - 1666m



07 January 2025 - 16:50

Track Rating: Good 4, Weather: Fine, Rail Position: +3m Entire

Section	Overall	1400m	1200m	1000m	800m	600m	400m	200m
Section Times	1:43.42 [5] (0:19.35)	1:24.07 [7] (0:12.01)	1:12.06 [8] (0:12.07)	0:59.99 [8] (0:12.28)	0:47.71 [8] (0:12.16)	0:35.55 [7] (0:11.93)	0:23.62 [6] (0:11.76)	0:11.86 [9] (0:11.86)
Average Speed [km/h]	49.6	60.1	59.7	58.8	59.2	60.3	61.5	60.9
Top Speed [km/h]	60.1	61.3	60.5	59.8	60.8	61.8	62.7	61.8
Avg. Dist. to Rail [m]	5.8	0.4	0.5	0.4	0.2	0.5	2.3	6.4
Avg. Stride Freq. [Hz]	2.3	2.3	2.3	2.3	2.3	2.3	2.4	2.4
Avg. Stride Length [m]	6.0	7.2	7.2	7.1	7.1	7.2	7.1	7.1



- [ ] Ranking at each section and finish
- .-.- No data available at this section
- NA No data available





Horse/Jockey Name	Nitroglycerine
Final Rank	6
Fastest Section Time (Section)	0:11.67 (200m)
Top Speed [km/h] (Section)	63.1 (200m)
Race State	Finished



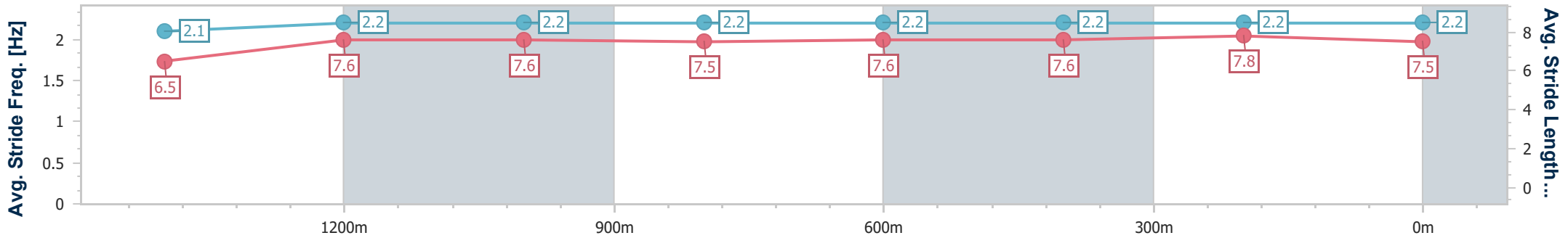
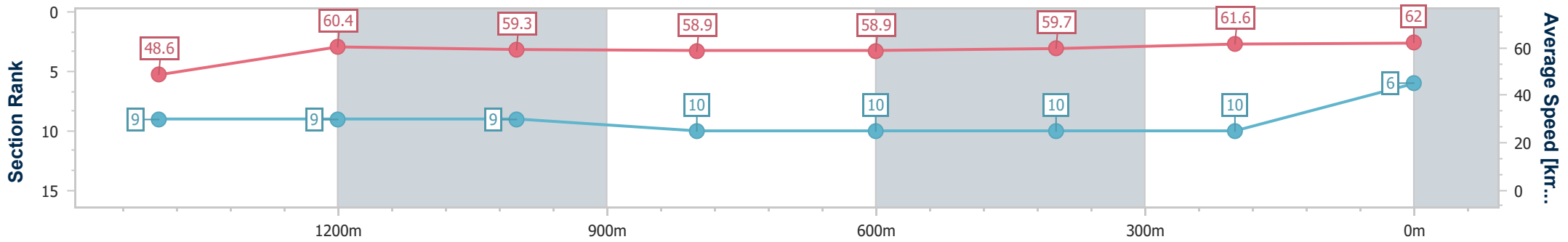
Ipswich QLD Professional  
Race 6: GORDON'S GIN BM60 Handicap - 1666m



07 January 2025 - 16:50

Track Rating: Good 4, Weather: Fine, Rail Position: +3m Entire

Section	Overall	1400m	1200m	1000m	800m	600m	400m	200m
Section Times	1:43.50 [6] (0:19.71)	1:23.79 [9] (0:11.88)	1:11.91 [9] (0:12.14)	0:59.77 [9] (0:12.24)	0:47.53 [10] (0:12.14)	0:35.39 [10] (0:12.03)	0:23.36 [10] (0:11.69)	0:11.67 [10]
Average Speed [km/h]	48.6	60.4	59.3	58.9	58.9	59.7	61.6	62.0
Top Speed [km/h]	60.3	61.1	60.0	61.0	60.6	60.4	63.0	63.1
Avg. Dist. to Rail [m]	2.7	0.4	0.3	0.4	1.0	1.0	1.6	7.2
Avg. Stride Freq. [Hz]	2.1	2.2	2.2	2.2	2.2	2.2	2.2	2.2
Avg. Stride Length [m]	6.5	7.6	7.6	7.5	7.6	7.6	7.8	7.5



- [ ] Ranking at each section and finish
- .-.- No data available at this section
- NA No data available



Horse/Jockey Name	Rhodes
Final Rank	7
Fastest Section Time (Section)	0:11.67 (400m)
Top Speed [km/h] (Section)	62.0 (400m)
Race State	Finished



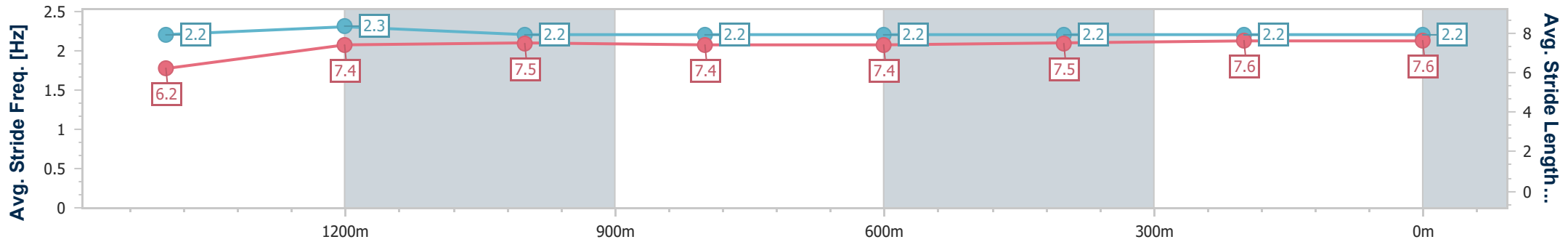
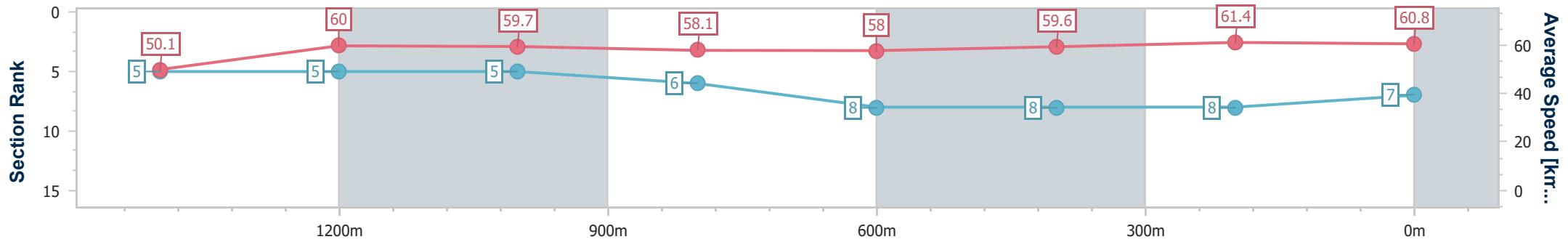
Ipswich QLD Professional  
Race 6: GORDON'S GIN BM60 Handicap - 1666m



07 January 2025 - 16:50

Track Rating: Good 4, Weather: Fine, Rail Position: +3m Entire

Section	Overall	1400m	1200m	1000m	800m	600m	400m	200m
Section Times	1:43.52 [7] (0:19.14)	1:24.38 [5] (0:11.89)	1:12.49 [5] (0:12.06)	1:00.43 [5] (0:12.38)	0:48.05 [6] (0:12.40)	0:35.65 [8] (0:12.02)	0:23.63 [8] (0:11.67)	0:11.96 [8] (0:11.96)
Average Speed [km/h]	50.1	60.0	59.7	58.1	58.0	59.6	61.4	60.8
Top Speed [km/h]	61.0	61.0	60.3	59.3	58.9	60.6	62.0	61.2
Avg. Dist. to Rail [m]	3.9	1.7	0.6	0.3	0.2	0.7	1.0	3.7
Avg. Stride Freq. [Hz]	2.2	2.3	2.2	2.2	2.2	2.2	2.2	2.2
Avg. Stride Length [m]	6.2	7.4	7.5	7.4	7.4	7.5	7.6	7.6



- [ ] Ranking at each section and finish
- .-.- No data available at this section
- NA No data available



Horse/Jockey Name	Nagamie
Final Rank	8
Fastest Section Time (Section)	0:11.78 (400m)
Top Speed [km/h] (Section)	62.2 (400m)
Race State	Finished



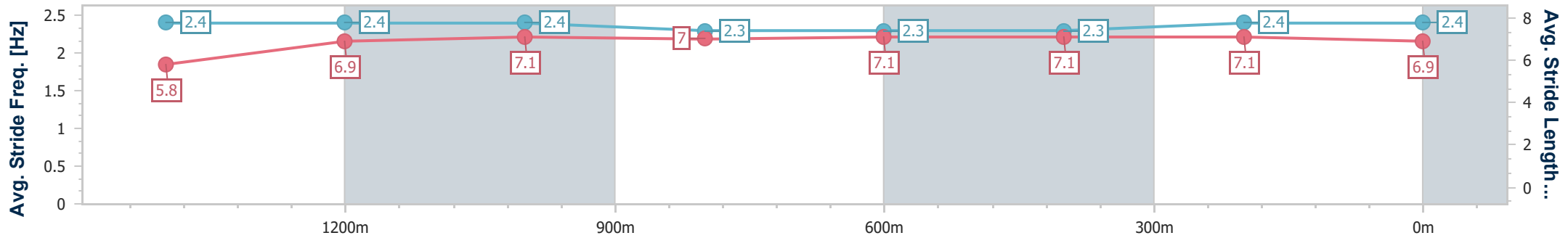
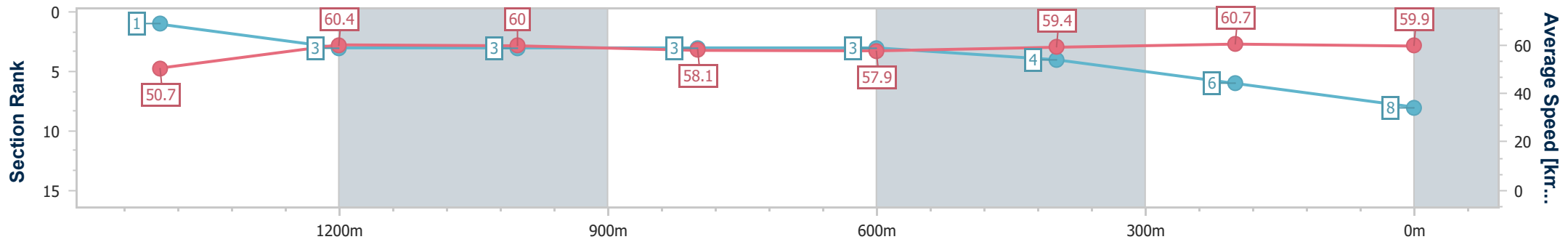
Ipswich QLD Professional  
Race 6: GORDON'S GIN BM60 Handicap - 1666m



07 January 2025 - 16:50

Track Rating: Good 4, Weather: Fine, Rail Position: +3m Entire

Section	Overall	1400m	1200m	1000m	800m	600m	400m	200m
Section Times	1:43.52 [8] (0:18.93)	1:24.59 [1] (0:11.88)	1:12.71 [3] (0:12.01)	1:00.70 [3] (0:12.39)	0:48.31 [3] (0:12.40)	0:35.91 [3] (0:12.04)	0:23.87 [4] (0:11.78)	0:12.09 [6] (0:12.09)
Average Speed [km/h]	50.7	60.4	60.0	58.1	57.9	59.4	60.7	59.9
Top Speed [km/h]	61.6	61.7	61.1	59.8	58.5	61.7	62.2	60.6
Avg. Dist. to Rail [m]	4.4	0.5	0.2	0.4	0.9	1.0	1.9	1.2
Avg. Stride Freq. [Hz]	2.4	2.4	2.4	2.3	2.3	2.3	2.4	2.4
Avg. Stride Length [m]	5.8	6.9	7.1	7.0	7.1	7.1	7.1	6.9



- [ ] Ranking at each section and finish
- .-.- No data available at this section
- NA No data available



Horse/Jockey Name	Aces Up
Final Rank	9
Fastest Section Time (Section)	0:11.76 (1400m)
Top Speed [km/h] (Section)	64.9 (Overall)
Race State	Finished



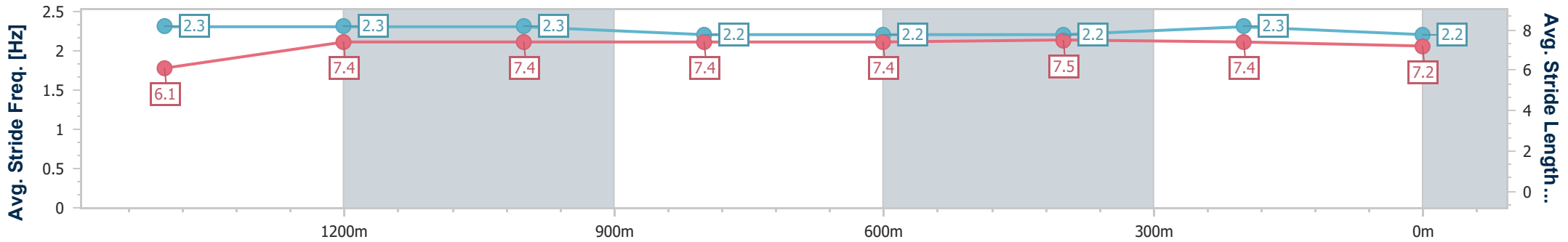
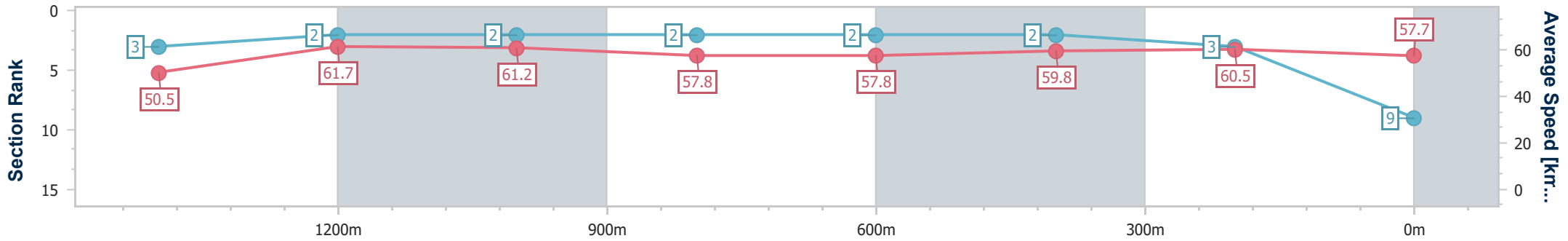
Ipswich QLD Professional  
Race 6: GORDON'S GIN BM60 Handicap - 1666m



07 January 2025 - 16:50

Track Rating: Good 4, Weather: Fine, Rail Position: +3m Entire

Section	Overall	1400m	1200m	1000m	800m	600m	400m	200m
Section Times	1:43.79 [9] (0:19.01)	1:24.78 [3] (0:11.76)	1:13.02 [2] (0:11.84)	1:01.18 [2] (0:12.46)	0:48.72 [2] (0:12.42)	0:36.30 [2] (0:12.00)	0:24.30 [2] (0:11.83)	0:12.47 [3] (0:12.47)
Average Speed [km/h]	50.5	61.7	61.2	57.8	57.8	59.8	60.5	57.7
Top Speed [km/h]	64.9	63.3	62.7	58.8	58.6	60.5	61.2	60.7
Avg. Dist. to Rail [m]	7.1	2.0	0.8	0.2	0.4	0.9	1.4	0.9
Avg. Stride Freq. [Hz]	2.3	2.3	2.3	2.2	2.2	2.2	2.3	2.2
Avg. Stride Length [m]	6.1	7.4	7.4	7.4	7.4	7.5	7.4	7.2



- [ ] Ranking at each section and finish
- .-.- No data available at this section
- NA No data available



Horse/Jockey Name	Martedi
Final Rank	10
Fastest Section Time (Section)	0:11.90 (1400m)
Top Speed [km/h] (Section)	61.7 (Overall)
Race State	Finished



### Ipswich QLD Professional

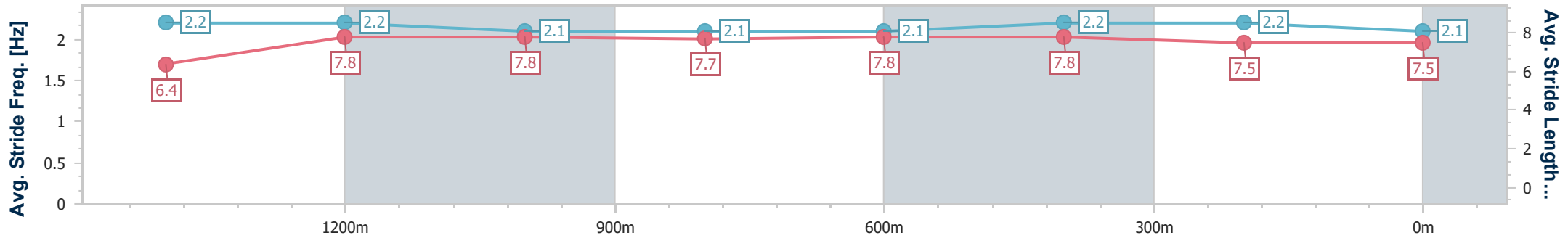
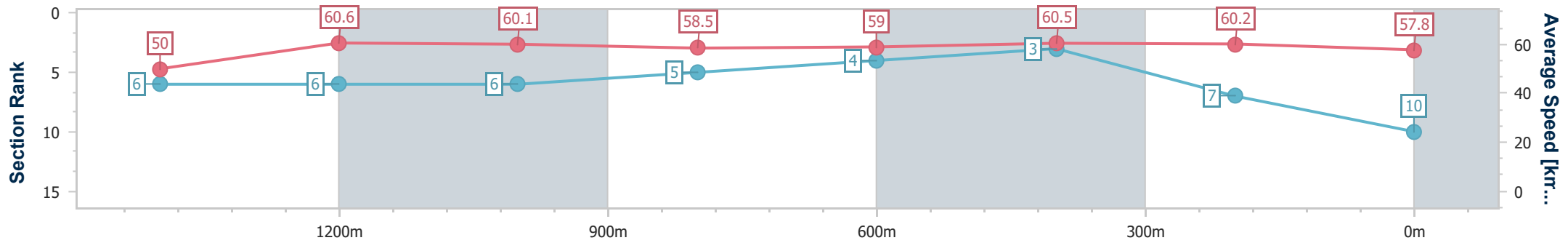
Race 6: GORDON'S GIN BM60 Handicap - 1666m

07 January 2025 - 16:50



Track Rating: Good 4, Weather: Fine, Rail Position: +3m Entire

Section	Overall	1400m	1200m	1000m	800m	600m	400m	200m
Section Times	1:44.04 [10] (0:19.15)	1:24.89 [6] (0:11.90)	1:12.99 [6] (0:12.05)	1:00.94 [6] (0:12.32)	0:48.62 [5] (0:12.24)	0:36.38 [4] (0:11.91)	0:24.47 [3] (0:11.96)	0:12.51 [7] (0:12.51)
Average Speed [km/h]	50.0	60.6	60.1	58.5	59.0	60.5	60.2	57.8
Top Speed [km/h]	61.7	61.0	61.1	59.9	59.4	61.4	61.5	59.8
Avg. Dist. to Rail [m]	2.4	0.4	1.1	1.0	0.5	0.4	1.3	4.4
Avg. Stride Freq. [Hz]	2.2	2.2	2.1	2.1	2.1	2.2	2.2	2.1
Avg. Stride Length [m]	6.4	7.8	7.8	7.7	7.8	7.8	7.5	7.5



- [ ] Ranking at each section and finish
- .-.- No data available at this section
- NA No data available



# Ipswich QLD Professional

## Race 7: AUSTRALIA DAY RACES 26 JANUARY BM58 Handicap - 1100m

07 January 2025 - 17:30



Track Rating: Good 4, Weather: Fine, Rail Position: +3m Entire

Section		Field Times											Last 600m					
		Overall	1000m	800m	600m	400m	200m						0:34.42					
		1:04.57 (0:08.30)	0:56.27 (0:10.71)	0:45.56 (0:11.14)	0:34.42 (0:11.28)	0:23.14 (0:11.52)	0:11.62 (0:11.62)											
Rank	TAB	Horse/Jockey	Barrier	Top Speed [km/h]	Fastest Section												Margin	Distance Travelled [m]
1	5	DEPUTIZE Kyle Wilson-Taylor	8	67.4 1000m	0:08.38 Overall	1:04.57 [1] (0:08.38)	0:56.19 [3] (0:10.85)	0:45.34 [2] (0:11.10)	0:34.24 [2] (0:11.23)	0:23.01 [2] (0:11.39)	0:11.62 [1] (0:11.62)	1:04.57	0:34.24					
2	3	ARTIE PANTZ Michael Rodd	6	66.3 800m	0:08.32 Overall	1:04.77 [2] (0:08.32)	0:56.45 [2] (0:11.10)	0:45.35 [4] (0:11.15)	0:34.20 [5] (0:11.25)	0:22.95 [5] (0:11.35)	0:11.60 [3] (0:11.60)	1.16L	0:34.20	+1				
3	6	LIKE SMOKE Georgina Cartwright	5	66.7 1000m	0:08.92 Overall	1:04.94 [3] (0:08.92)	0:56.02 [9] (0:10.95)	0:45.07 [10] (0:11.15)	0:33.92 [10] (0:11.22)	0:22.70 [10] (0:11.33)	0:11.37 [10] (0:11.37)	2.16L	0:33.92	+0				
4	14	HOW RUDE Emily Lang	3	66.3 1000m	0:08.66 Overall	1:04.96 [4] (0:08.66)	0:56.30 [5] (0:10.98)	0:45.32 [6] (0:11.17)	0:34.15 [8] (0:11.21)	0:22.94 [8] (0:11.32)	0:11.62 [7] (0:11.62)	2.29L	0:34.15	+0				
5	11	LINE OF LAW Jake Bayliss	2	67.3 1000m	0:08.90 Overall	1:04.98 [5] (0:08.90)	0:56.08 [8] (0:10.79)	0:45.29 [8] (0:11.06)	0:34.23 [7] (0:11.17)	0:23.06 [7] (0:11.48)	0:11.58 [8] (0:11.58)	2.42L	0:34.23	-4				
6	13	YEMEAN Siobhan Rutledge	10	68.3 1000m	0:08.92 Overall	1:05.04 [6] (0:08.92)	0:56.12 [10] (0:10.75)	0:45.37 [7] (0:10.95)	0:34.42 [6] (0:11.22)	0:23.20 [6] (0:11.37)	0:11.83 [5] (0:11.83)	2.72L	0:34.42	+3				
7	10	OUR DRUMMER Robbie Dolan	1	67.6 1000m	0:08.67 Overall	1:05.08 [7] (0:08.67)	0:56.41 [6] (0:10.73)	0:45.68 [3] (0:11.09)	0:34.59 [4] (0:11.22)	0:23.37 [4] (0:11.53)	0:11.84 [6] (0:11.84)	2.99L	0:34.59	-3				
8	16	IT'S HELLS BELLS Ron Stewart	7	67.1 1000m	0:08.56 Overall	1:05.56 [8] (0:08.56)	0:57.00 [4] (0:10.95)	0:46.05 [5] (0:10.92)	0:35.13 [3] (0:11.23)	0:23.90 [3] (0:11.48)	0:12.42 [2] (0:12.42)	5.78L	0:35.13	+3				
9	17	RICKISS Gabrielle Semmens	9	67.3 1000m	0:08.81 Overall	1:05.68 [9] (0:08.81)	0:56.87 [7] (0:11.00)	0:45.87 [9] (0:11.14)	0:34.73 [9] (0:11.24)	0:23.49 [9] (0:11.35)	0:12.14 [9] (0:12.14)	6.49L	0:34.73	+4				
10	9	RAFALE JOLIE Samantha Collett	4	68.3 1000m	0:08.30 Overall	1:06.43 [10] (0:08.30)	0:58.13 [1] (0:10.71)	0:47.42 [1] (0:11.14)	0:36.28 [1] (0:11.28)	0:25.00 [1] (0:11.76)	0:13.24 [4] (0:13.24)	10.91L	0:36.28	-3				

Scratched: Copper Sunset (#2), Giliana (#8), Torque About Magic (#15), Fighting Idol (#1), Itza Motza (#4), Platinum Lies (#7), Make It So (#12)

[ ] Ranking at each section and finish  
 -:-:- No data available at this section  
 NA No data available

SCN Saddle cloth number  
 DNF Did not finish  
 DNT Did not track



Horse/Jockey Name	Deputize
Final Rank	1
Fastest Section Time (Section)	0:08.38 (Overall)
Top Speed [km/h] (Section)	67.4 (1000m)
Race State	Finished



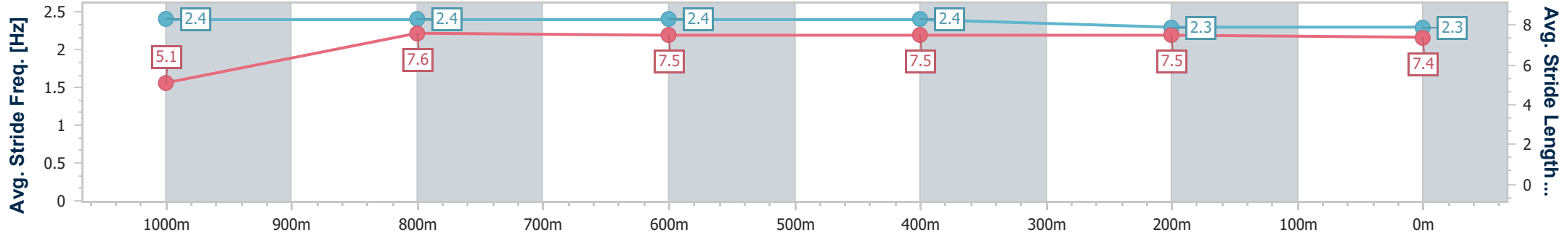
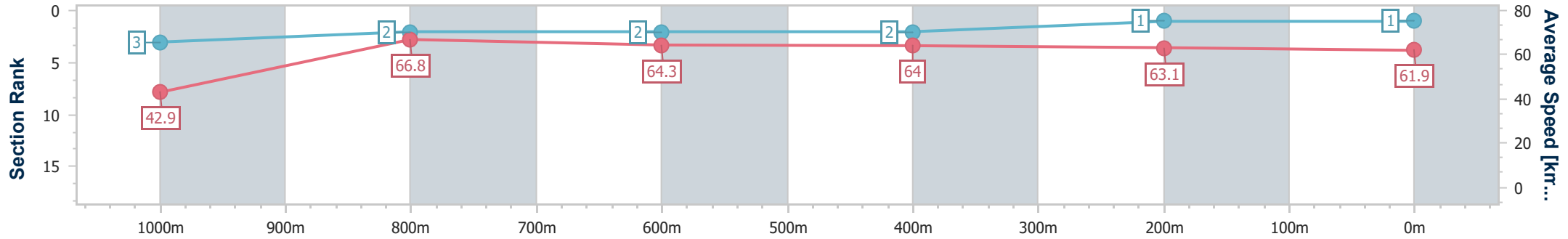
Ipswich QLD Professional  
Race 7: AUSTRALIA DAY RACES 26 JANUARY BM58 Handicap  
- 1100m



07 January 2025 - 17:30

Track Rating: Good 4, Weather: Fine, Rail Position: +3m Entire

Section	Overall	1000m	800m	600m	400m	200m
Section Times	1:04.57 [1] (0:08.38)	0:56.19 [3] (0:10.85)	0:45.34 [2] (0:11.10)	0:34.24 [2] (0:11.23)	0:23.01 [2] (0:11.39)	0:11.62 [1] (0:11.62)
Average Speed [km/h]	42.9	66.8	64.3	64.0	63.1	61.9
Top Speed [km/h]	65.6	67.4	65.6	64.6	64.0	62.7
Avg. Dist. to Rail [m]	7.2	2.0	1.1	0.8	0.5	1.5
Avg. Stride Freq. [Hz]	2.4	2.4	2.4	2.4	2.3	2.3
Avg. Stride Length [m]	5.1	7.6	7.5	7.5	7.5	7.4



- [ ] Ranking at each section and finish
- .-.- No data available at this section
- NA No data available



Horse/Jockey Name	Artie Pantz
Final Rank	2
Fastest Section Time (Section)	0:08.32 (Overall)
Top Speed [km/h] (Section)	66.3 (800m)
Race State	Finished



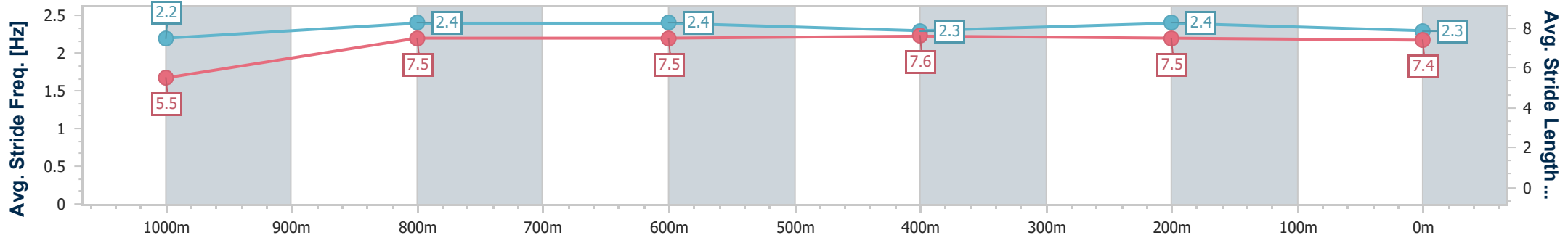
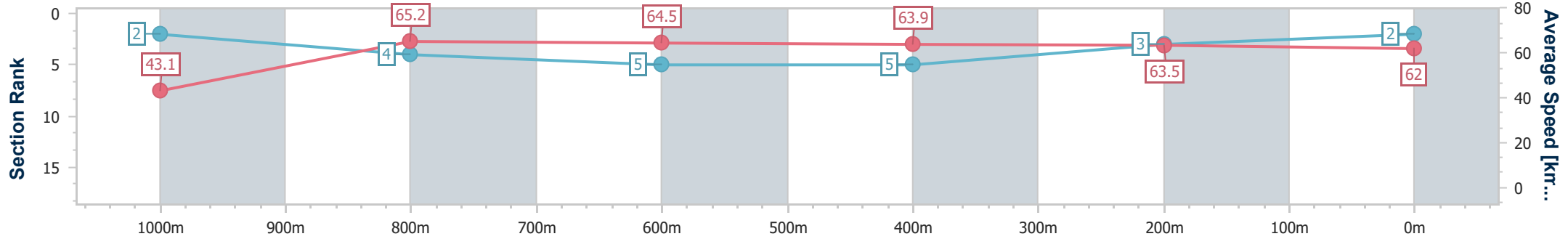
Ipswich QLD Professional  
Race 7: AUSTRALIA DAY RACES 26 JANUARY BM58 Handicap  
- 1100m



07 January 2025 - 17:30

Track Rating: Good 4, Weather: Fine, Rail Position: +3m Entire

Section	Overall	1000m	800m	600m	400m	200m
Section Times	1:04.77 [2] (0:08.32)	0:56.45 [2] (0:11.10)	0:45.35 [4] (0:11.15)	0:34.20 [5] (0:11.25)	0:22.95 [5] (0:11.35)	0:11.60 [3] (0:11.60)
Average Speed [km/h]	43.1	65.2	64.5	63.9	63.5	62.0
Top Speed [km/h]	63.9	66.2	66.3	64.8	64.2	64.4
Avg. Dist. to Rail [m]	6.4	2.0	0.3	0.6	0.6	2.4
Avg. Stride Freq. [Hz]	2.2	2.4	2.4	2.3	2.4	2.3
Avg. Stride Length [m]	5.5	7.5	7.5	7.6	7.5	7.4



- [ ] Ranking at each section and finish
- .-.- No data available at this section
- NA No data available





Horse/Jockey Name	Like Smoke
Final Rank	3
Fastest Section Time (Section)	0:08.92 (Overall)
Top Speed [km/h] (Section)	66.7 (1000m)
Race State	Finished



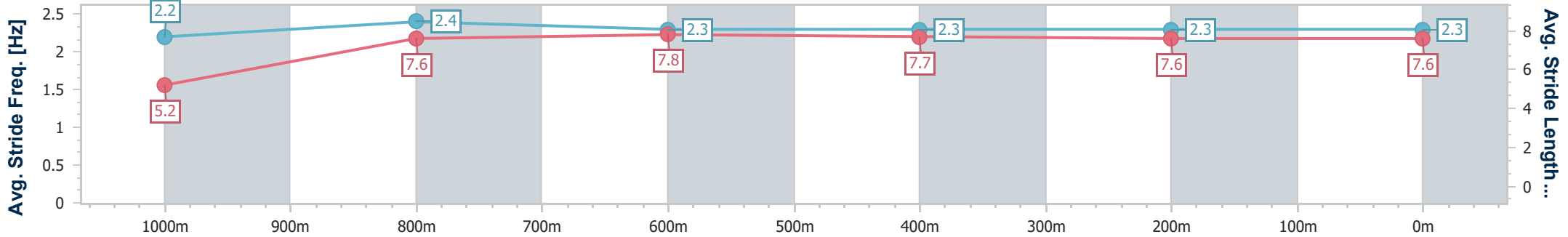
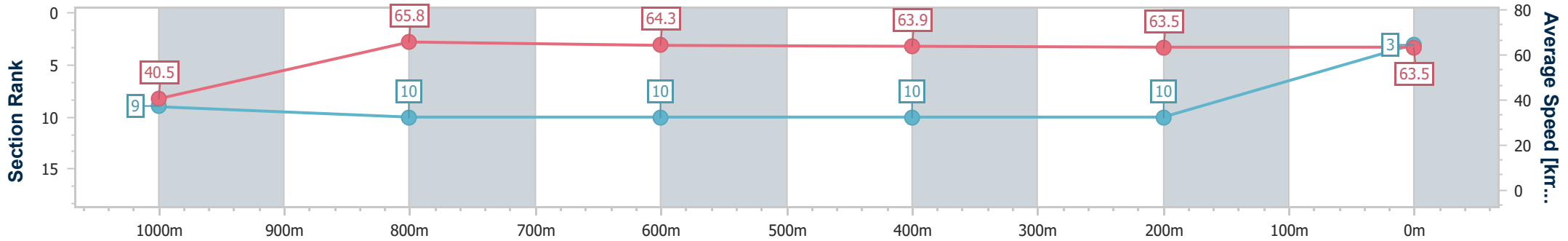
Ipswich QLD Professional  
Race 7: AUSTRALIA DAY RACES 26 JANUARY BM58 Handicap  
- 1100m



07 January 2025 - 17:30

Track Rating: Good 4, Weather: Fine, Rail Position: +3m Entire

Section	Overall	1000m	800m	600m	400m	200m
Section Times	1:04.94 [3] (0:08.92)	0:56.02 [9] (0:10.95)	0:45.07 [10] (0:11.15)	0:33.92 [10] (0:11.22)	0:22.70 [10] (0:11.33)	0:11.37 [10]
Average Speed [km/h]	40.5	65.8	64.3	63.9	63.5	63.5
Top Speed [km/h]	63.5	66.7	65.3	64.7	64.5	64.4
Avg. Dist. to Rail [m]	5.5	1.3	0.9	1.3	1.3	6.0
Avg. Stride Freq. [Hz]	2.2	2.4	2.3	2.3	2.3	2.3
Avg. Stride Length [m]	5.2	7.6	7.8	7.7	7.6	7.6



- [ ] Ranking at each section and finish
- .-.- No data available at this section
- NA No data available



Horse/Jockey Name	How Rude
Final Rank	4
Fastest Section Time (Section)	0:08.66 (Overall)
Top Speed [km/h] (Section)	66.3 (1000m)
Race State	Finished



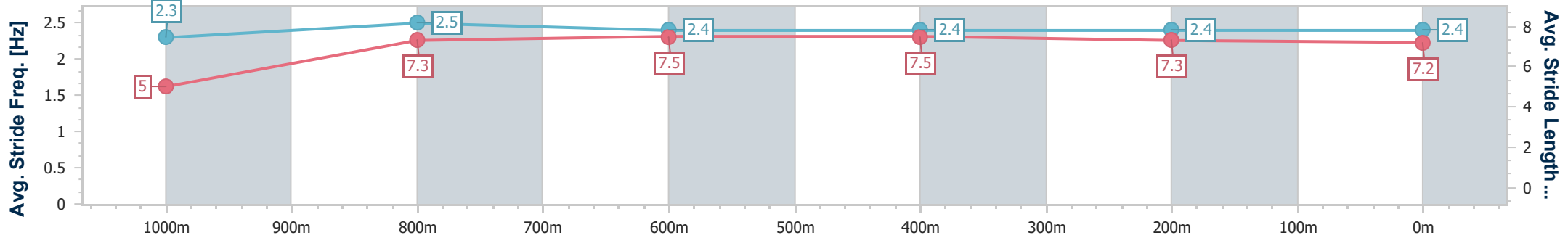
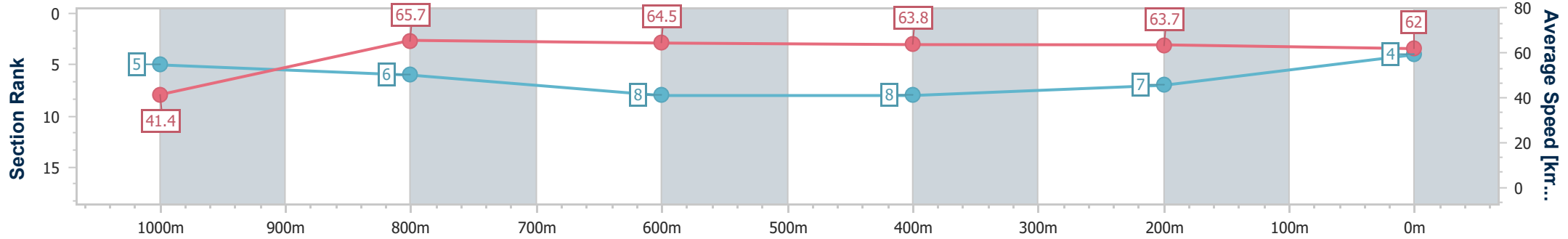
Ipswich QLD Professional  
Race 7: AUSTRALIA DAY RACES 26 JANUARY BM58 Handicap  
- 1100m



07 January 2025 - 17:30

Track Rating: Good 4, Weather: Fine, Rail Position: +3m Entire

Section	Overall	1000m	800m	600m	400m	200m
Section Times	1:04.96 [4] (0:08.66)	0:56.30 [5] (0:10.98)	0:45.32 [6] (0:11.17)	0:34.15 [8] (0:11.21)	0:22.94 [8] (0:11.32)	0:11.62 [7] (0:11.62)
Average Speed [km/h]	41.4	65.7	64.5	63.8	63.7	62.0
Top Speed [km/h]	64.2	66.3	65.8	64.4	64.6	62.8
Avg. Dist. to Rail [m]	4.6	1.1	0.4	0.9	1.1	4.9
Avg. Stride Freq. [Hz]	2.3	2.5	2.4	2.4	2.4	2.4
Avg. Stride Length [m]	5.0	7.3	7.5	7.5	7.3	7.2



- [ ] Ranking at each section and finish
- .-.- No data available at this section
- NA No data available



Horse/Jockey Name	Line Of Law
Final Rank	5
Fastest Section Time (Section)	0:08.90 (Overall)
Top Speed [km/h] (Section)	67.3 (1000m)
Race State	Finished



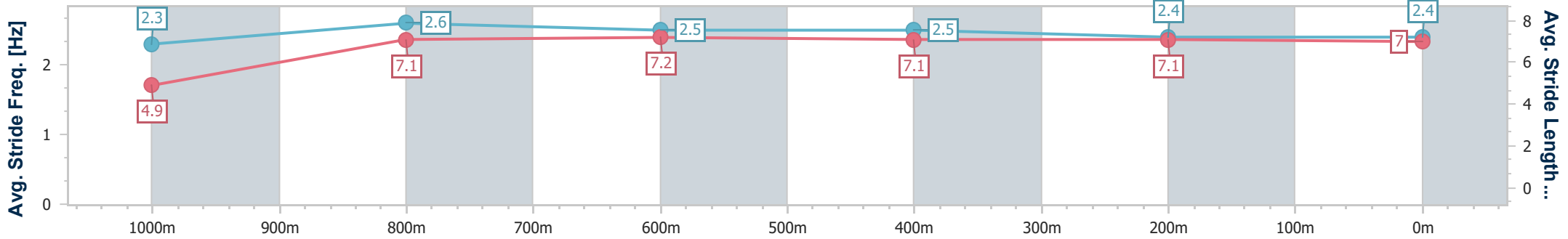
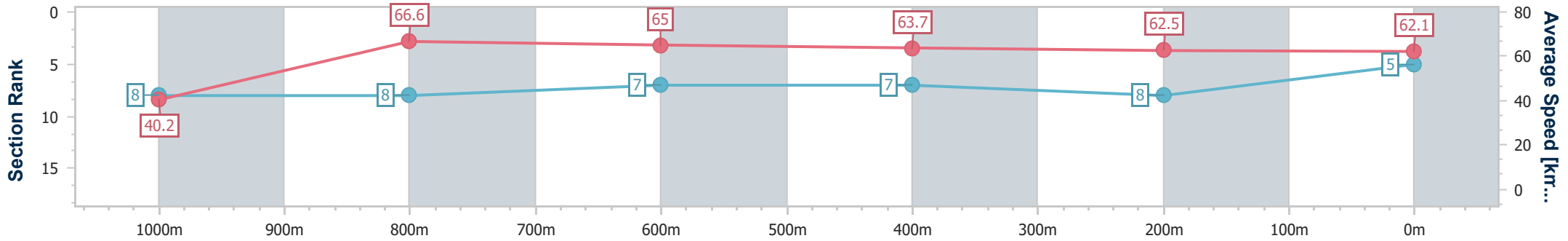
Ipswich QLD Professional  
Race 7: AUSTRALIA DAY RACES 26 JANUARY BM58 Handicap  
- 1100m



07 January 2025 - 17:30

Track Rating: Good 4, Weather: Fine, Rail Position: +3m Entire

Section	Overall	1000m	800m	600m	400m	200m
Section Times	1:04.98 [5] (0:08.90)	0:56.08 [8] (0:10.79)	0:45.29 [8] (0:11.06)	0:34.23 [7] (0:11.17)	0:23.06 [7] (0:11.48)	0:11.58 [8] (0:11.58)
Average Speed [km/h]	40.2	66.6	65.0	63.7	62.5	62.1
Top Speed [km/h]	63.2	67.3	66.5	64.3	64.0	62.8
Avg. Dist. to Rail [m]	2.9	0.7	1.3	1.8	1.0	2.1
Avg. Stride Freq. [Hz]	2.3	2.6	2.5	2.5	2.4	2.4
Avg. Stride Length [m]	4.9	7.1	7.2	7.1	7.1	7.0



- [ ] Ranking at each section and finish
- .-.- No data available at this section
- NA No data available



Horse/Jockey Name	Yemean
Final Rank	6
Fastest Section Time (Section)	0:08.92 (Overall)
Top Speed [km/h] (Section)	68.3 (1000m)
Race State	Finished



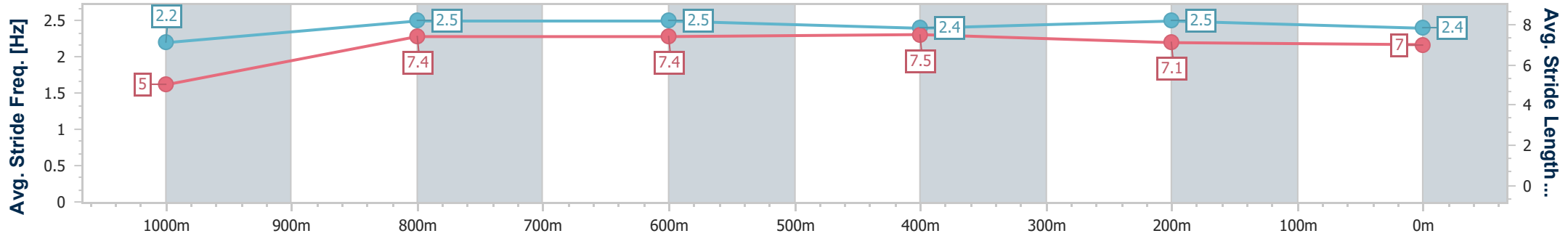
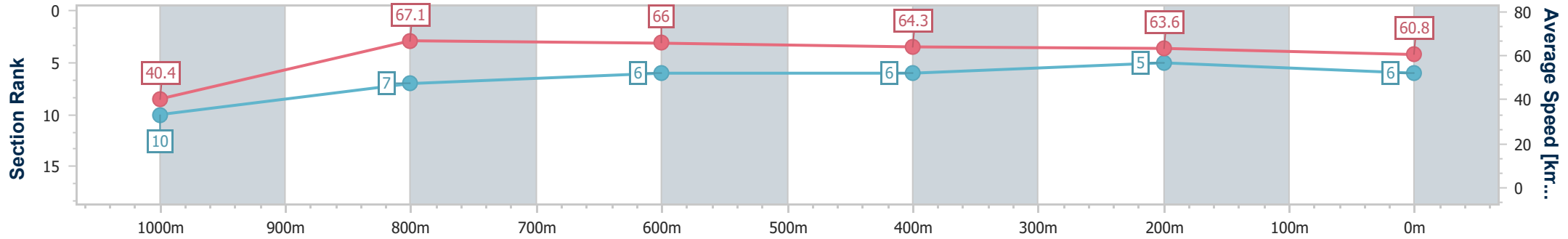
Ipswich QLD Professional  
Race 7: AUSTRALIA DAY RACES 26 JANUARY BM58 Handicap  
- 1100m



07 January 2025 - 17:30

Track Rating: Good 4, Weather: Fine, Rail Position: +3m Entire

Section	Overall	1000m	800m	600m	400m	200m
Section Times	1:05.04 [6] (0:08.92)	0:56.12 [10] (0:10.75)	0:45.37 [7] (0:10.95)	0:34.42 [6] (0:11.22)	0:23.20 [6] (0:11.37)	0:11.83 [5] (0:11.83)
Average Speed [km/h]	40.4	67.1	66.0	64.3	63.6	60.8
Top Speed [km/h]	64.4	68.3	66.7	65.2	64.3	63.3
Avg. Dist. to Rail [m]	9.5	1.5	0.4	0.6	2.6	4.2
Avg. Stride Freq. [Hz]	2.2	2.5	2.5	2.4	2.5	2.4
Avg. Stride Length [m]	5.0	7.4	7.4	7.5	7.1	7.0



- [ ] Ranking at each section and finish
- .-.- No data available at this section
- NA No data available



Horse/Jockey Name	Our Drummer
Final Rank	7
Fastest Section Time (Section)	0:08.67 (Overall)
Top Speed [km/h] (Section)	67.6 (1000m)
Race State	Finished



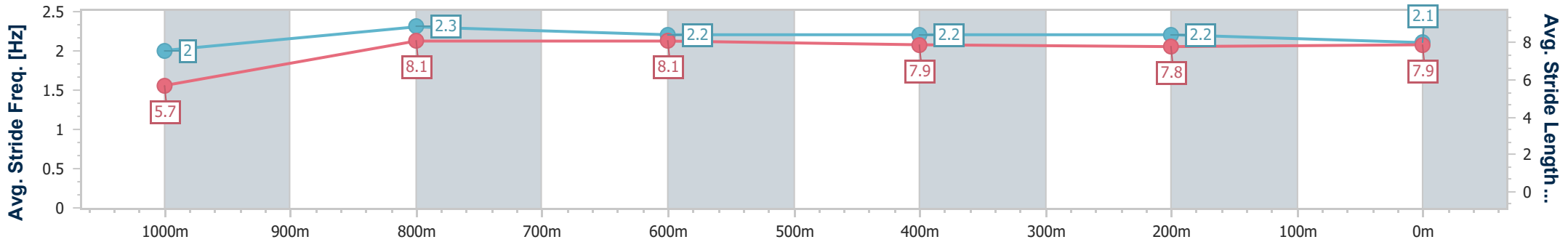
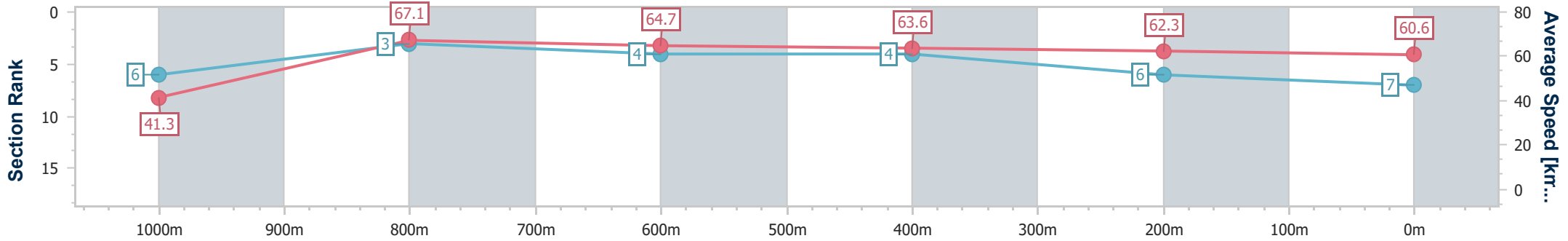
Ipswich QLD Professional  
Race 7: AUSTRALIA DAY RACES 26 JANUARY BM58 Handicap  
- 1100m



07 January 2025 - 17:30

Track Rating: Good 4, Weather: Fine, Rail Position: +3m Entire

Section	Overall	1000m	800m	600m	400m	200m
Section Times	1:05.08 [7] (0:08.67)	0:56.41 [6] (0:10.73)	0:45.68 [3] (0:11.09)	0:34.59 [4] (0:11.22)	0:23.37 [4] (0:11.53)	0:11.84 [6] (0:11.84)
Average Speed [km/h]	41.3	67.1	64.7	63.6	62.3	60.6
Top Speed [km/h]	64.0	67.6	66.3	64.2	63.0	62.4
Avg. Dist. to Rail [m]	2.3	0.7	1.3	1.6	0.8	1.4
Avg. Stride Freq. [Hz]	2.0	2.3	2.2	2.2	2.2	2.1
Avg. Stride Length [m]	5.7	8.1	8.1	7.9	7.8	7.9



- [ ] Ranking at each section and finish
- .-.- No data available at this section
- NA No data available



Horse/Jockey Name	It's Hells Bells
Final Rank	8
Fastest Section Time (Section)	0:08.56 (Overall)
Top Speed [km/h] (Section)	67.1 (1000m)
Race State	Finished



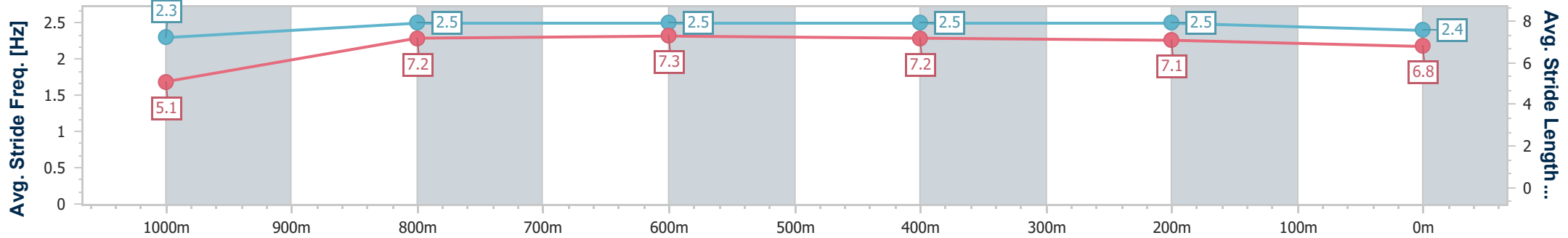
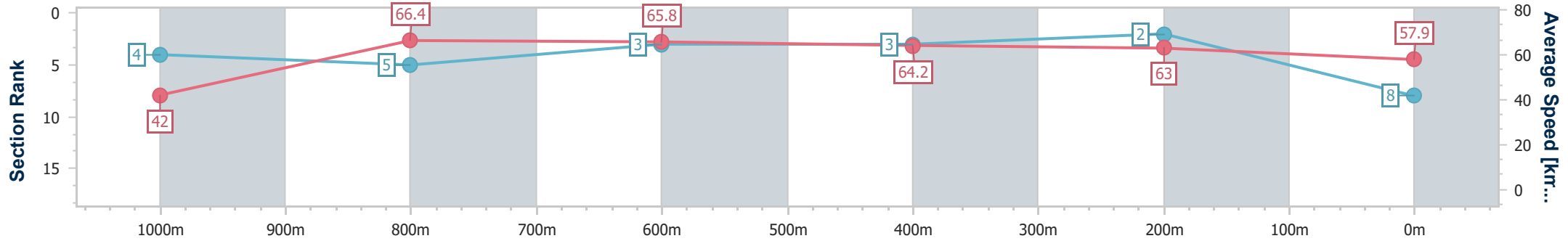
Ipswich QLD Professional  
Race 7: AUSTRALIA DAY RACES 26 JANUARY BM58 Handicap  
- 1100m



07 January 2025 - 17:30

Track Rating: Good 4, Weather: Fine, Rail Position: +3m Entire

Section	Overall	1000m	800m	600m	400m	200m
Section Times	1:05.56 [8] (0:08.56)	0:57.00 [4] (0:10.95)	0:46.05 [5] (0:10.92)	0:35.13 [3] (0:11.23)	0:23.90 [3] (0:11.48)	0:12.42 [2] (0:12.42)
Average Speed [km/h]	42.0	66.4	65.8	64.2	63.0	57.9
Top Speed [km/h]	63.2	67.1	66.7	65.4	64.8	60.9
Avg. Dist. to Rail [m]	6.9	2.8	0.9	0.5	1.0	3.0
Avg. Stride Freq. [Hz]	2.3	2.5	2.5	2.5	2.5	2.4
Avg. Stride Length [m]	5.1	7.2	7.3	7.2	7.1	6.8



- [ ] Ranking at each section and finish
- .-.- No data available at this section
- NA No data available



Horse/Jockey Name	Richkiss
Final Rank	9
Fastest Section Time (Section)	0:08.81 (Overall)
Top Speed [km/h] (Section)	67.3 (1000m)
Race State	Finished



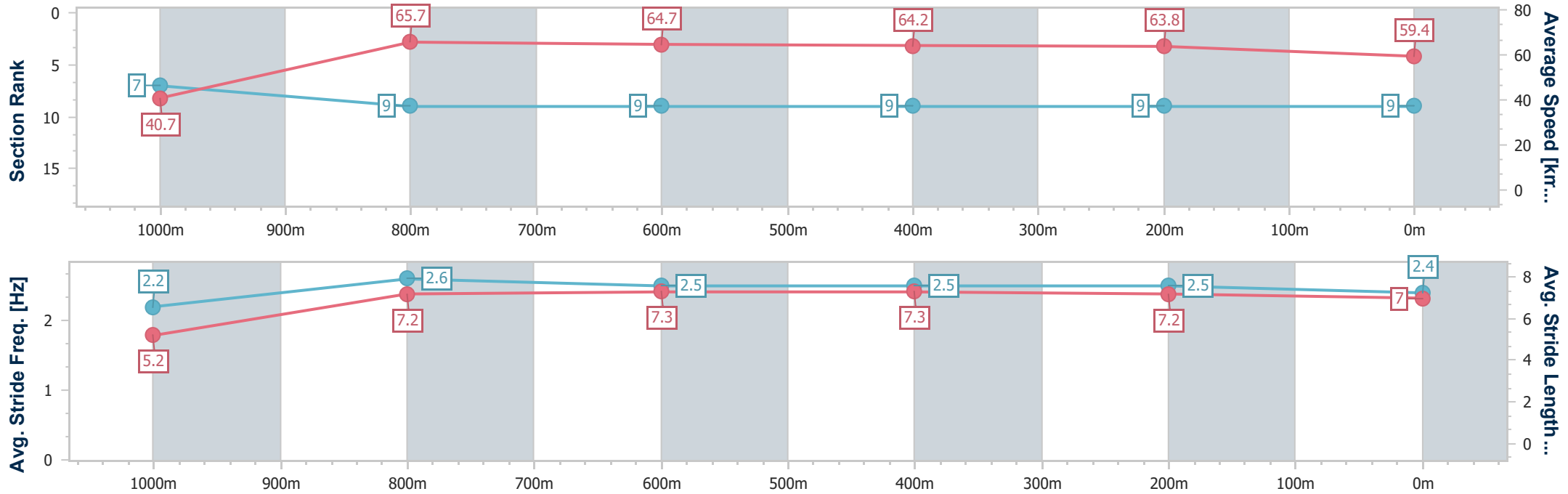
Ipswich QLD Professional  
Race 7: AUSTRALIA DAY RACES 26 JANUARY BM58 Handicap  
- 1100m



07 January 2025 - 17:30

Track Rating: Good 4, Weather: Fine, Rail Position: +3m Entire

Section	Overall	1000m	800m	600m	400m	200m
Section Times	1:05.68 [9] (0:08.81)	0:56.87 [7] (0:11.00)	0:45.87 [9] (0:11.14)	0:34.73 [9] (0:11.24)	0:23.49 [9] (0:11.35)	0:12.14 [9] (0:12.14)
Average Speed [km/h]	40.7	65.7	64.7	64.2	63.8	59.4
Top Speed [km/h]	62.5	67.3	65.8	65.5	65.5	62.6
Avg. Dist. to Rail [m]	8.5	2.4	0.5	0.8	2.4	7.4
Avg. Stride Freq. [Hz]	2.2	2.6	2.5	2.5	2.5	2.4
Avg. Stride Length [m]	5.2	7.2	7.3	7.3	7.2	7.0



- [ ] Ranking at each section and finish
- .-.- No data available at this section
- NA No data available



Horse/Jockey Name	Rafale Jolie
Final Rank	10
Fastest Section Time (Section)	0:08.30 (Overall)
Top Speed [km/h] (Section)	68.3 (1000m)
Race State	Finished



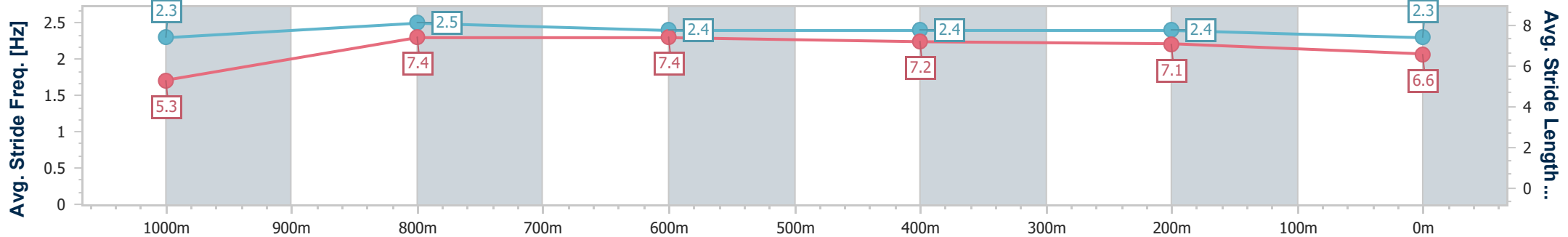
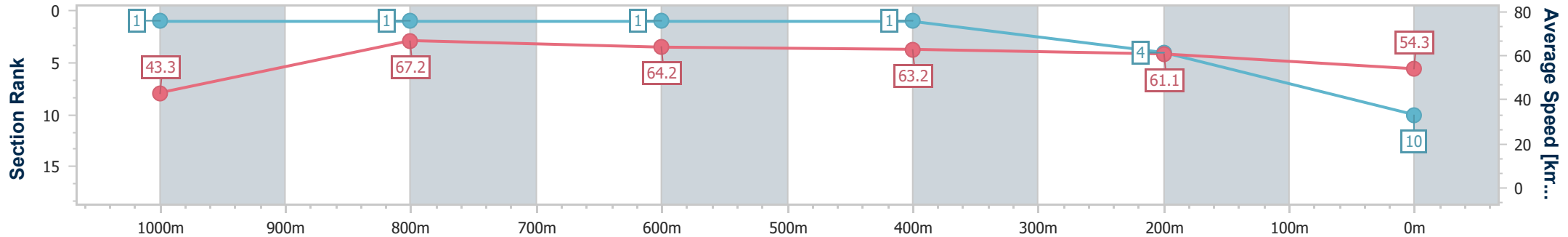
Ipswich QLD Professional  
Race 7: AUSTRALIA DAY RACES 26 JANUARY BM58 Handicap  
- 1100m



07 January 2025 - 17:30

Track Rating: Good 4, Weather: Fine, Rail Position: +3m Entire

Section	Overall	1000m	800m	600m	400m	200m
Section Times	1:06.43 [10] (0:08.30)	0:58.13 [1] (0:10.71)	0:47.42 [1] (0:11.14)	0:36.28 [1] (0:11.28)	0:25.00 [1] (0:11.76)	0:13.24 [4] (0:13.24)
Average Speed [km/h]	43.3	67.2	64.2	63.2	61.1	54.3
Top Speed [km/h]	66.5	68.3	64.8	64.8	62.4	59.9
Avg. Dist. to Rail [m]	4.5	1.1	1.7	1.7	1.2	0.8
Avg. Stride Freq. [Hz]	2.3	2.5	2.4	2.4	2.4	2.3
Avg. Stride Length [m]	5.3	7.4	7.4	7.2	7.1	6.6



- [ ] Ranking at each section and finish
- .-.- No data available at this section
- NA No data available