



Toowoomba QLD Professional

Race 7: BROWN FAMILY WINE GROUP Maiden Handicap - 1890m

04 January 2025 - 20:15



Track Rating: Good 3, Weather: Fine, Rail Position: True

Section		Overall	1600m	1400m	1200m	1000m	800m	600m	Last 600m				
Field Times		2:03.26 (0:21.31)	1:41.95 (0:12.28)	1:29.67 (0:12.62)	1:17.05 (0:13.18)	1:03.87 (0:13.54)	0:50.33 (0:12.62)	0:37.71 (0:12.43)	0:37.71				
Rank	TAB Horse/Jockey	Barrier	Top Speed [km/h]	Fastest Section									Distance Travelled [m]
1	7 GUTHO Kenji Yoshida	3	66.6 Overall	0:12.07 1600m	2:03.26 [1] (0:21.52)	1:41.74 [2] (0:12.07)	1:29.67 [1] (0:12.89)	1:16.78 [2] (0:13.14)	1:03.64 [2] (0:13.52)	0:50.12 [2] (0:12.41)	0:37.71 [1] (0:12.43)	0:37.71	
2	6 CUT DIAMONDS Amy Graham	2	62.9 1600m	0:11.82 1600m	2:03.67 [2] (0:22.25)	1:41.42 [6] (0:11.82)	1:29.60 [6] (0:12.65)	1:16.95 [5] (0:13.28)	1:03.67 [5] (0:13.58)	0:50.09 [5] (0:13.00)	0:37.09 [5] (0:12.37)	0:37.09	+0
3	3 THE HINDUSTAN Nozi Tomizawa	1	63.3 Overall	0:12.24 1600m	2:03.72 [3] (0:21.71)	1:42.01 [3] (0:12.24)	1:29.77 [4] (0:12.73)	1:17.04 [4] (0:13.06)	1:03.98 [3] (0:13.59)	0:50.39 [3] (0:12.83)	0:37.56 [3] (0:12.34)	0:37.56	+2
4	1 CITY OF TROY Rob Thorburn	5	64.1 1600m	0:12.04 1600m	2:04.15 [4] (0:21.73)	1:42.42 [4] (0:12.04)	1:30.38 [3] (0:12.82)	1:17.56 [3] (0:13.36)	1:04.20 [4] (0:13.57)	0:50.63 [4] (0:12.80)	0:37.83 [4] (0:12.56)	0:37.83	+8
5	2 TRUSTY BANDIT Madeleine Wishart	7	64.5 Overall	0:12.31 1600m	2:04.63 [5] (0:21.31)	1:43.32 [1] (0:12.31)	1:31.01 [2] (0:12.59)	1:18.42 [1] (0:13.18)	1:05.24 [1] (0:13.54)	0:51.70 [1] (0:12.95)	0:38.75 [2] (0:12.56)	0:38.75	-3
6	4 SERAPUS Montanna Savva	6	62.1 Overall	0:11.95 1600m	2:04.77 [6] (0:22.08)	1:42.69 [5] (0:11.95)	1:30.74 [5] (0:12.98)	1:17.76 [7] (0:13.32)	1:04.44 [6] (0:13.52)	0:50.92 [6] (0:12.88)	0:38.04 [6] (0:12.64)	0:38.04	+5
7	5 CATCH CRIES Chelsea Baker	4	63.3 1600m	0:11.78 1600m	2:05.11 [7] (0:22.59)	1:42.52 [7] (0:11.78)	1:30.74 [7] (0:12.57)	1:18.17 [6] (0:13.41)	1:04.76 [7] (0:13.64)	0:51.12 [7] (0:13.11)	0:38.01 [7] (0:12.70)	0:38.01	-2

[] Ranking at each section and finish
 -:-:- No data available at this section
 NA No data available

SCN Saddle cloth number
 DNF Did not finish
 DNT Did not track



Toowoomba QLD Professional

Race 7: BROWN FAMILY WINE GROUP Maiden Handicap - 1890m

04 January 2025 - 20:15



Track Rating: Good 3, Weather: Fine, Rail Position: True

Section				400m	200m			Last 600m		
Field Times				0:25.28 (0:12.56)	0:12.72 (0:12.72)			0:37.71		
Rank	TAB	Horse/Jockey	Barrier	Top Speed [km/h]	Fastest Section	Margin				Distance Travelled [m]
1	7	GUTHO Kenji Yoshida	3	66.6 Overall	0:12.07 1600m	0:25.28 [1] (0:12.56)	0:12.72 [1] (0:12.72)	2:03.26		0:37.71
2	6	CUT DIAMONDS Amy Graham	2	62.9 1600m	0:11.82 1600m	0:24.72 [5] (0:12.29)	0:12.43 [3] (0:12.43)	2.3L		0:37.09 +0
3	3	THE HINDUSTAN Nozi Tomizawa	1	63.3 Overall	0:12.24 1600m	0:25.22 [3] (0:12.62)	0:12.60 [2] (0:12.60)	2.5L		0:37.56 +2
4	1	CITY OF TROY Rob Thorburn	5	64.1 1600m	0:12.04 1600m	0:25.27 [4] (0:12.48)	0:12.79 [4] (0:12.79)	5L		0:37.83 +8
5	2	TRUSTY BANDIT Madeleine Wishart	7	64.5 Overall	0:12.31 1600m	0:26.19 [2] (0:12.94)	0:13.25 [5] (0:13.25)	7.8L		0:38.75 -3
6	4	SERAPUS Montanna Savva	6	62.1 Overall	0:11.95 1600m	0:25.40 [6] (0:12.73)	0:12.67 [6] (0:12.67)	8.6L		0:38.04 +5
7	5	CATCH CRIES Chelsea Baker	4	63.3 1600m	0:11.78 1600m	0:25.31 [7] (0:12.69)	0:12.62 [7] (0:12.62)	10.6L		0:38.01 -2



Horse/Jockey Name	Gutho
Final Rank	1
Fastest Section Time (Section)	0:12.07 (1600m)
Top Speed [km/h] (Section)	66.6 (Overall)
Race State	Finished



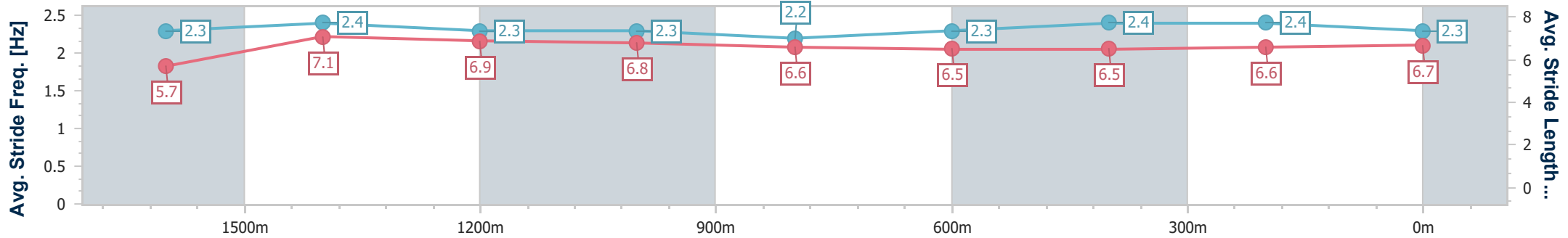
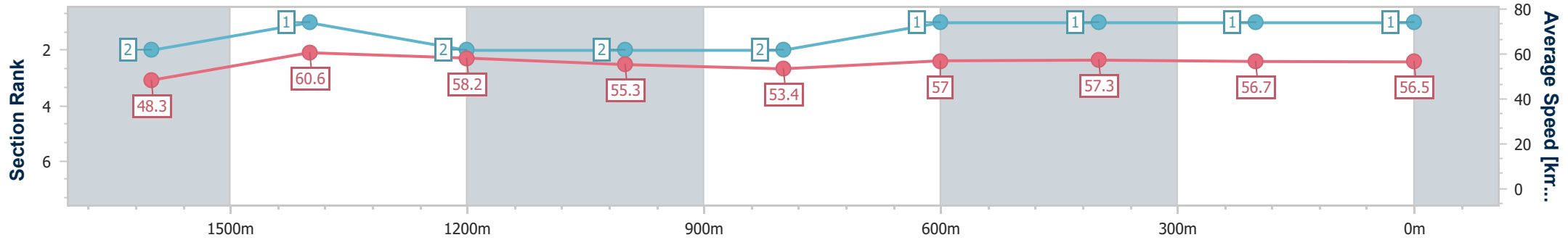
Toowoomba QLD Professional
Race 7: BROWN FAMILY WINE GROUP Maiden Handicap - 1890m



04 January 2025 - 20:15

Track Rating: Good 3, Weather: Fine, Rail Position: True

Section	Overall	1600m	1400m	1200m	1000m	800m	600m	400m	200m
Section Times	2:03.26 [1] (0:21.52)	1:41.74 [2] (0:12.07)	1:29.67 [1] (0:12.89)	1:16.78 [2] (0:13.14)	1:03.64 [2] (0:13.52)	0:50.12 [2] (0:12.41)	0:37.71 [1] (0:12.43)	0:25.28 [1] (0:12.56)	0:12.72 [1] (0:12.72)
Average Speed [km/h]	48.3	60.6	58.2	55.3	53.4	57.0	57.3	56.7	56.5
Top Speed [km/h]	66.6	66.1	61.3	58.7	56.5	60.3	60.7	58.9	58.1
Avg. Dist. to Rail [m]	5.8	3.7	8.2	6.0	1.5	4.9	2.3	2.5	2.3
Avg. Stride Freq. [Hz]	2.3	2.4	2.3	2.3	2.2	2.3	2.4	2.4	2.3
Avg. Stride Length [m]	5.7	7.1	6.9	6.8	6.6	6.5	6.5	6.6	6.7



- [] Ranking at each section and finish
- .-.- No data available at this section
- NA No data available



Horse/Jockey Name	Cut Diamonds
Final Rank	2
Fastest Section Time (Section)	0:11.82 (1600m)
Top Speed [km/h] (Section)	62.9 (1600m)
Race State	Finished



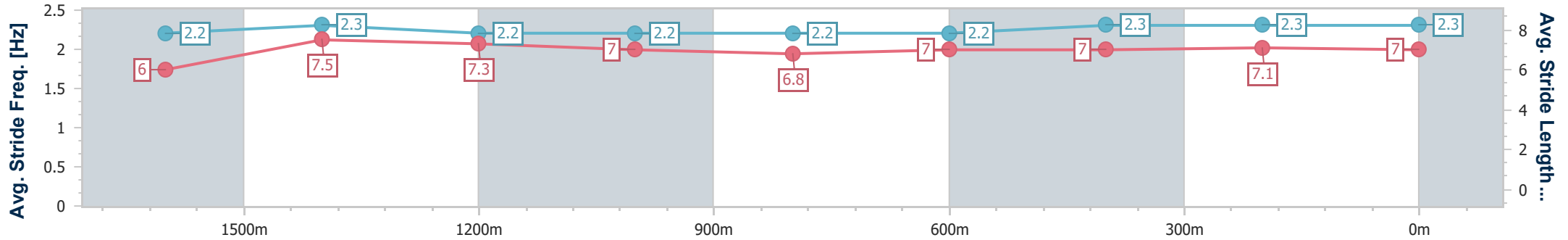
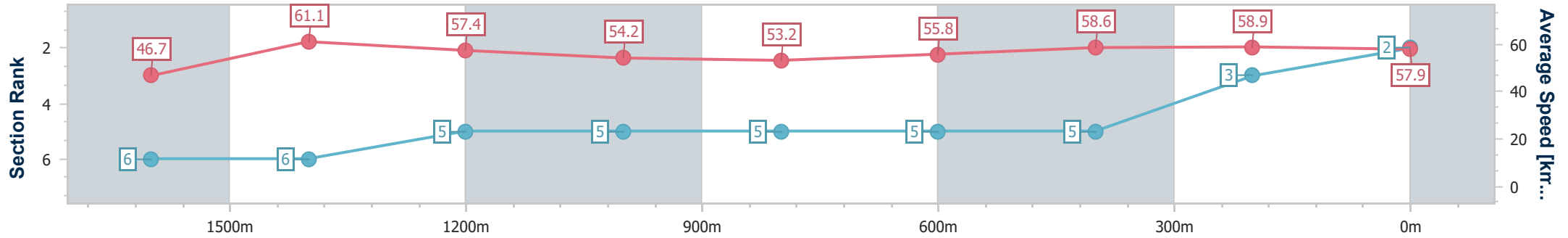
Toowoomba QLD Professional
Race 7: BROWN FAMILY WINE GROUP Maiden Handicap - 1890m



04 January 2025 - 20:15

Track Rating: Good 3, Weather: Fine, Rail Position: True

Section	Overall	1600m	1400m	1200m	1000m	800m	600m	400m	200m
Section Times	2:03.67 [2] (0:22.25)	1:41.42 [6] (0:11.82)	1:29.60 [6] (0:12.65)	1:16.95 [5] (0:13.28)	1:03.67 [5] (0:13.58)	0:50.09 [5] (0:13.00)	0:37.09 [5] (0:12.37)	0:24.72 [5] (0:12.29)	0:12.43 [3] (0:12.43)
Average Speed [km/h]	46.7	61.1	57.4	54.2	53.2	55.8	58.6	58.9	57.9
Top Speed [km/h]	62.8	62.9	58.4	55.7	54.4	57.5	59.5	60.0	58.6
Avg. Dist. to Rail [m]	5.8	0.9	1.6	1.3	0.7	2.3	0.9	2.0	4.2
Avg. Stride Freq. [Hz]	2.2	2.3	2.2	2.2	2.2	2.2	2.3	2.3	2.3
Avg. Stride Length [m]	6.0	7.5	7.3	7.0	6.8	7.0	7.0	7.1	7.0



- [] Ranking at each section and finish
- .-.- No data available at this section
- NA No data available



Horse/Jockey Name	The Hindustan
Final Rank	3
Fastest Section Time (Section)	0:12.24 (1600m)
Top Speed [km/h] (Section)	63.3 (Overall)
Race State	Finished



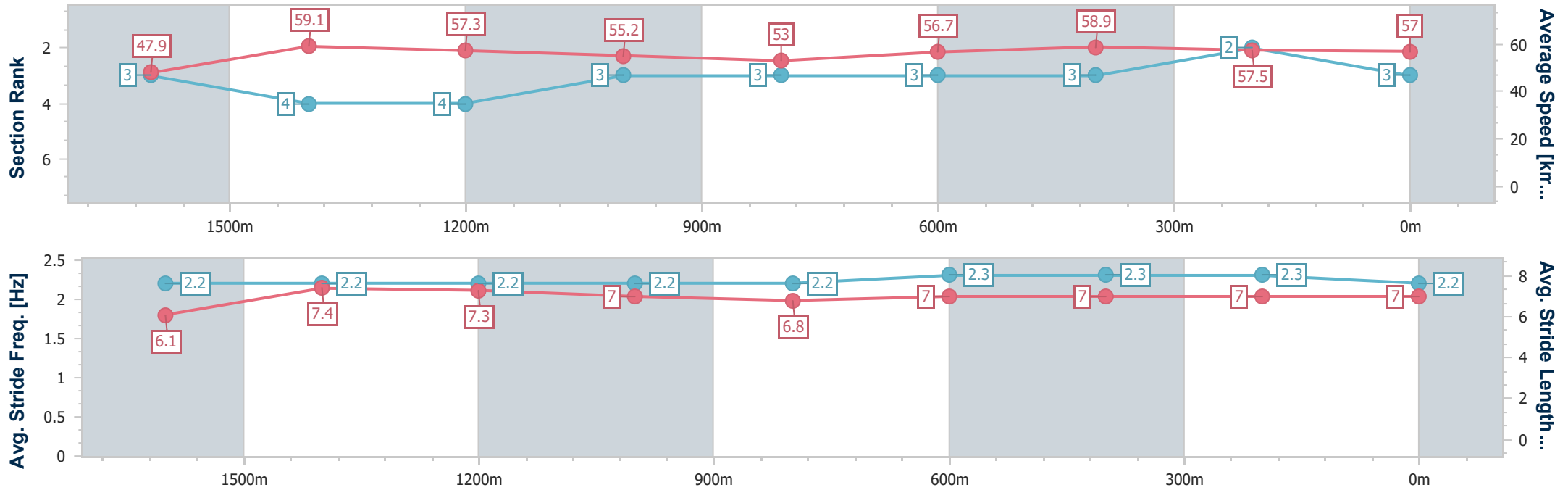
Toowoomba QLD Professional
Race 7: BROWN FAMILY WINE GROUP Maiden Handicap - 1890m



04 January 2025 - 20:15

Track Rating: Good 3, Weather: Fine, Rail Position: True

Section	Overall	1600m	1400m	1200m	1000m	800m	600m	400m	200m
Section Times	2:03.72 [3] (0:21.71)	1:42.01 [3] (0:12.24)	1:29.77 [4] (0:12.73)	1:17.04 [4] (0:13.06)	1:03.98 [3] (0:13.59)	0:50.39 [3] (0:12.83)	0:37.56 [3] (0:12.34)	0:25.22 [3] (0:12.62)	0:12.60 [2] (0:12.60)
Average Speed [km/h]	47.9	59.1	57.3	55.2	53.0	56.7	58.9	57.5	57.0
Top Speed [km/h]	63.3	62.8	59.5	55.9	54.1	60.0	61.1	58.9	58.0
Avg. Dist. to Rail [m]	5.4	1.7	1.7	1.7	0.6	2.1	1.5	2.2	1.9
Avg. Stride Freq. [Hz]	2.2	2.2	2.2	2.2	2.2	2.3	2.3	2.3	2.2
Avg. Stride Length [m]	6.1	7.4	7.3	7.0	6.8	7.0	7.0	7.0	7.0



- [] Ranking at each section and finish
- .-.- No data available at this section
- NA No data available



Horse/Jockey Name	City Of Troy
Final Rank	4
Fastest Section Time (Section)	0:12.04 (1600m)
Top Speed [km/h] (Section)	64.1 (1600m)
Race State	Finished



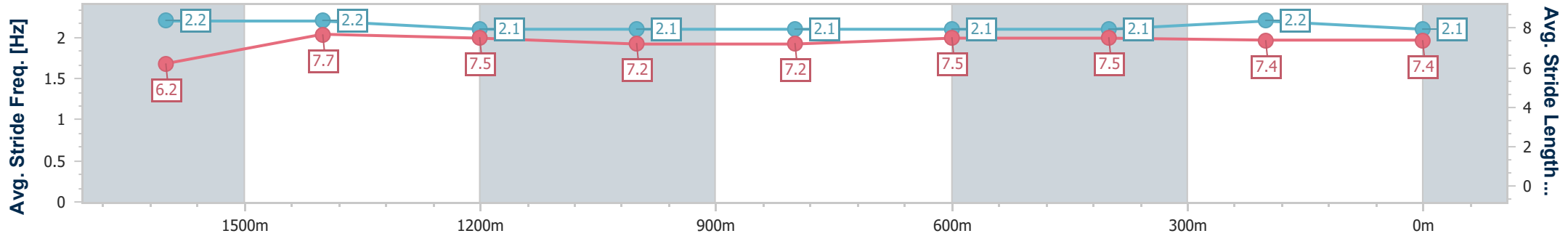
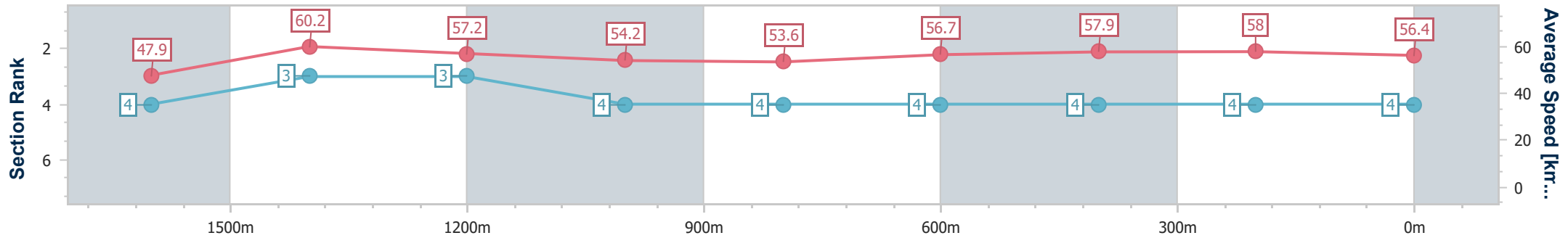
Toowoomba QLD Professional
Race 7: BROWN FAMILY WINE GROUP Maiden Handicap - 1890m



04 January 2025 - 20:15

Track Rating: Good 3, Weather: Fine, Rail Position: True

Section	Overall	1600m	1400m	1200m	1000m	800m	600m	400m	200m				
Section Times	2:04.15 [4] (0:21.73)	1:42.42 [4] (0:12.04)	1:30.38 [3] (0:12.82)	1:17.56 [3] (0:13.36)	1:04.20 [4] (0:13.57)	0:50.63 [4] (0:12.80)	0:37.83 [4] (0:12.56)	0:25.27 [4] (0:12.48)	0:12.79 [4] (0:12.79)				
Average Speed [km/h]	47.9	60.2	57.2	54.2	53.6	56.7	57.9	58.0	56.4				
Top Speed [km/h]	63.5	64.1	59.0	55.2	55.1	58.5	58.8	59.2	57.3				
Avg. Dist. to Rail [m]	5.5	2.8	3.1	2.9	2.5	2.4	2.3	2.5	3.5				
Avg. Stride Freq. [Hz]	2.2	2.2	2.1	2.1	2.1	2.1	2.1	2.2	2.1				
Avg. Stride Length [m]	6.2	7.7	7.5	7.2	7.2	7.5	7.5	7.4	7.4				



- [] Ranking at each section and finish
- .-.- No data available at this section
- NA No data available



Horse/Jockey Name	Trusty Bandit
Final Rank	5
Fastest Section Time (Section)	0:12.31 (1600m)
Top Speed [km/h] (Section)	64.5 (Overall)
Race State	Finished



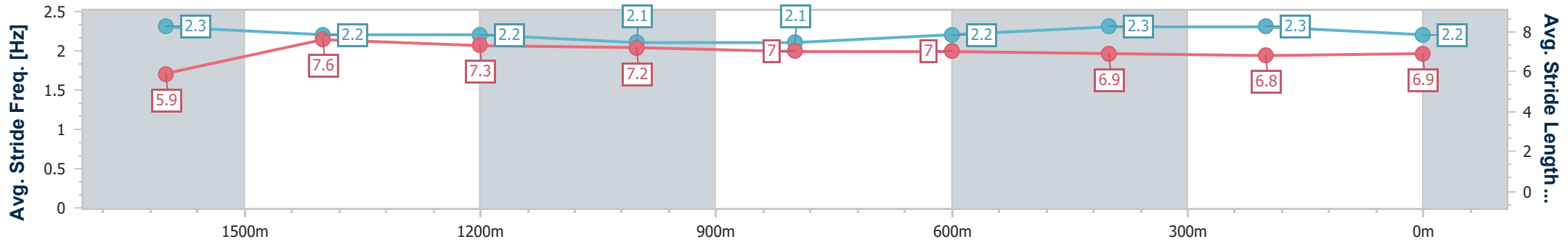
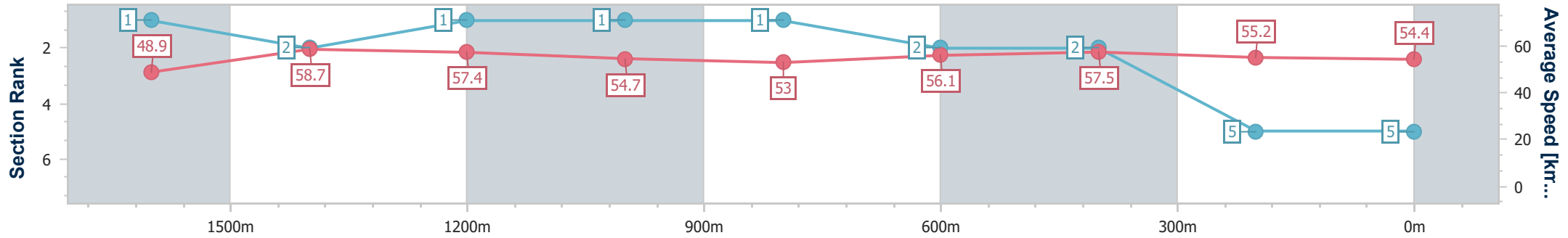
Toowoomba QLD Professional
Race 7: BROWN FAMILY WINE GROUP Maiden Handicap - 1890m



04 January 2025 - 20:15

Track Rating: Good 3, Weather: Fine, Rail Position: True

Section	Overall	1600m	1400m	1200m	1000m	800m	600m	400m	200m				
Section Times	2:04.63 [5] (0:21.31)	1:43.32 [1] (0:12.31)	1:31.01 [2] (0:12.59)	1:18.42 [1] (0:13.18)	1:05.24 [1] (0:13.54)	0:51.70 [1] (0:12.95)	0:38.75 [2] (0:12.56)	0:26.19 [2] (0:12.94)	0:13.25 [5] (0:13.25)				
Average Speed [km/h]	48.9	58.7	57.4	54.7	53.0	56.1	57.5	55.2	54.4				
Top Speed [km/h]	64.5	63.7	60.5	56.3	53.8	60.0	59.9	56.4	55.4				
Avg. Dist. to Rail [m]	6.1	0.8	0.6	0.8	1.1	2.0	1.0	1.2	3.1				
Avg. Stride Freq. [Hz]	2.3	2.2	2.2	2.1	2.1	2.2	2.3	2.3	2.2				
Avg. Stride Length [m]	5.9	7.6	7.3	7.2	7.0	7.0	6.9	6.8	6.9				



- [] Ranking at each section and finish
- .-.- No data available at this section
- NA No data available



Horse/Jockey Name	Serapus
Final Rank	6
Fastest Section Time (Section)	0:11.95 (1600m)
Top Speed [km/h] (Section)	62.1 (Overall)
Race State	Finished



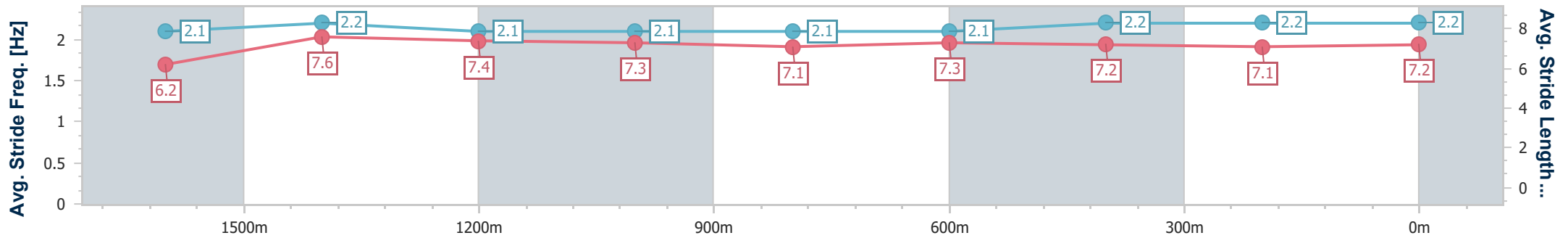
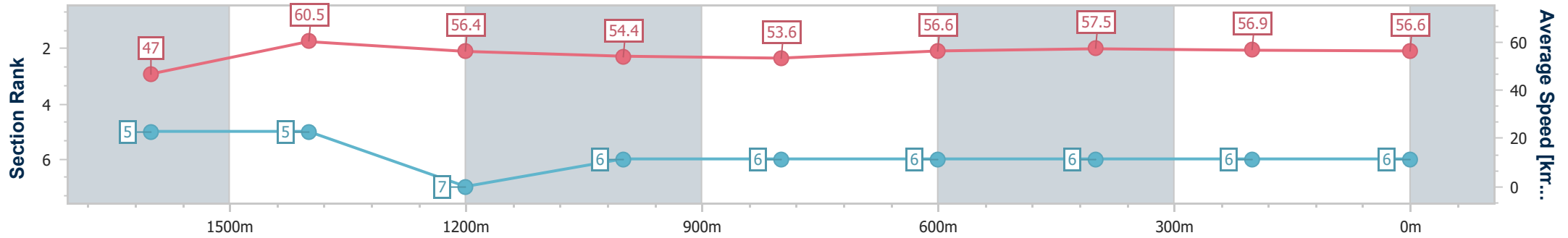
Toowoomba QLD Professional
Race 7: BROWN FAMILY WINE GROUP Maiden Handicap - 1890m



04 January 2025 - 20:15

Track Rating: Good 3, Weather: Fine, Rail Position: True

Section	Overall	1600m	1400m	1200m	1000m	800m	600m	400m	200m			
Section Times	2:04.77 [6] (0:22.08)	1:42.69 [5] (0:11.95)	1:30.74 [5] (0:12.98)	1:17.76 [7] (0:13.32)	1:04.44 [6] (0:13.52)	0:50.92 [6] (0:12.88)	0:38.04 [6] (0:12.64)	0:25.40 [6] (0:12.73)	0:12.67 [6] (0:12.67)			
Average Speed [km/h]	47.0	60.5	56.4	54.4	53.6	56.6	57.5	56.9	56.6			
Top Speed [km/h]	62.1	61.9	58.2	55.8	55.4	58.0	58.8	57.5	57.4			
Avg. Dist. to Rail [m]	5.9	1.9	3.5	3.3	3.0	2.8	1.8	1.3	1.8			
Avg. Stride Freq. [Hz]	2.1	2.2	2.1	2.1	2.1	2.1	2.2	2.2	2.2			
Avg. Stride Length [m]	6.2	7.6	7.4	7.3	7.1	7.3	7.2	7.1	7.2			



- [] Ranking at each section and finish
- .-.- No data available at this section
- NA No data available



Horse/Jockey Name	Catch Cries
Final Rank	7
Fastest Section Time (Section)	0:11.78 (1600m)
Top Speed [km/h] (Section)	63.3 (1600m)
Race State	Finished



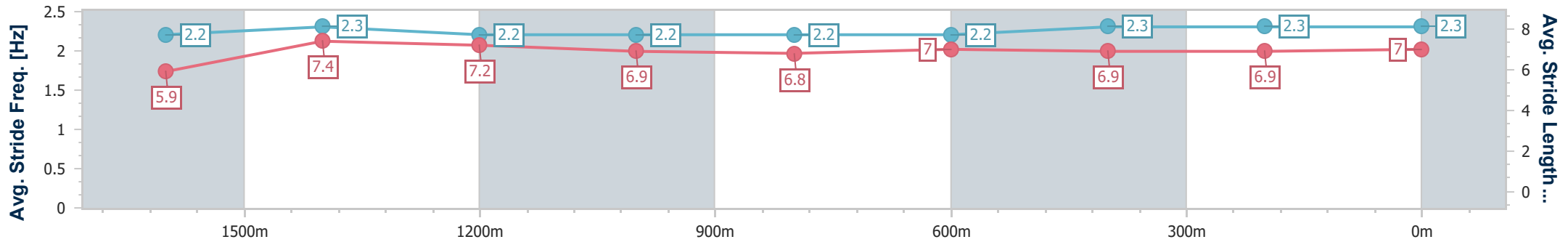
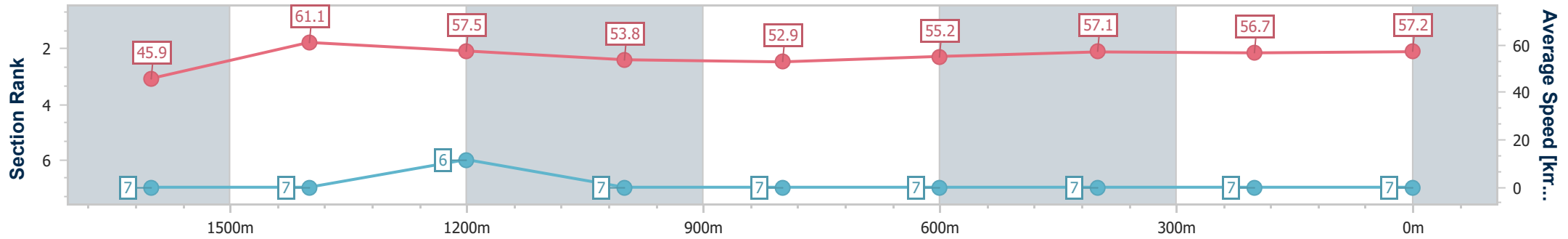
Toowoomba QLD Professional
Race 7: BROWN FAMILY WINE GROUP Maiden Handicap - 1890m



04 January 2025 - 20:15

Track Rating: Good 3, Weather: Fine, Rail Position: True

Section	Overall	1600m	1400m	1200m	1000m	800m	600m	400m	200m
Section Times	2:05.11 [7] (0:22.59)	1:42.52 [7] (0:11.78)	1:30.74 [7] (0:12.57)	1:18.17 [6] (0:13.41)	1:04.76 [7] (0:13.64)	0:51.12 [7] (0:13.11)	0:38.01 [7] (0:12.70)	0:25.31 [7] (0:12.69)	0:12.62 [7] (0:12.62)
Average Speed [km/h]	45.9	61.1	57.5	53.8	52.9	55.2	57.1	56.7	57.2
Top Speed [km/h]	62.8	63.3	59.5	55.6	54.8	57.2	58.0	57.5	57.4
Avg. Dist. to Rail [m]	6.7	1.0	0.7	1.5	0.8	1.9	1.1	0.7	1.5
Avg. Stride Freq. [Hz]	2.2	2.3	2.2	2.2	2.2	2.2	2.3	2.3	2.3
Avg. Stride Length [m]	5.9	7.4	7.2	6.9	6.8	7.0	6.9	6.9	7.0



- [] Ranking at each section and finish
- .-.- No data available at this section
- NA No data available