



Toowoomba QLD Professional

Race 4: FOCUS HR Maiden Handicap - 1100m

04 January 2025 - 18:34



Track Rating: Good 3, Weather: Overcast, Rail Position: True

Section		Overall											Last 600m	
Field Times		1:06.49											0:35.35	
		(0:08.01)												
		1000m												
		0:58.48												
		(0:11.47)												
		800m												
		0:47.01												
		(0:11.66)												
		600m												
		0:35.35												
		(0:11.96)												
		400m												
		0:23.39												
		(0:11.79)												
		200m												
		0:11.60												
		(0:11.60)												
Rank	TAB	Horse/Jockey	Barrier	Top Speed [km/h]	Fastest Section	Overall	1000m	800m	600m	400m	200m	Margin	Distance Travelled [m]	
1	4	ADDICTED TO JULIA	13	64.5	0:08.22	1:06.49 [1]	0:58.27 [5]	0:46.72 [5]	0:35.09 [3]	0:23.19 [2]	0:11.60 [1]	1:06.49	0:35.09	
		Luke Dempsey		1000m	Overall	(0:08.22)	(0:11.55)	(0:11.63)	(0:11.90)	(0:11.59)	(0:11.60)			
2	2	DATA LEAK	5	64.1	0:08.17	1:06.51 [2]	0:58.34 [4]	0:46.49 [6]	0:34.69 [6]	0:22.87 [6]	0:11.39 [3]	0.1L	0:34.69	
		Montanna Savva		400m	Overall	(0:08.17)	(0:11.85)	(0:11.80)	(0:11.82)	(0:11.48)	(0:11.39)		-4	
3	12	ADDICTIVE PIRANHA	2	64.4	0:08.07	1:07.12 [3]	0:59.05 [2]	0:47.38 [3]	0:35.59 [5]	0:23.57 [5]	0:11.84 [5]	3.6L	0:35.59	
		Shania Willis		1000m	Overall	(0:08.07)	(0:11.67)	(0:11.79)	(0:12.02)	(0:11.73)	(0:11.84)		-2	
4	8	FOR THE BRAVE	8	65.0	0:08.01	1:07.22 [4]	0:59.21 [1]	0:47.74 [1]	0:36.08 [1]	0:24.12 [1]	0:12.22 [2]	4.1L	0:36.08	
		Les Tilley		1000m	Overall	(0:08.01)	(0:11.47)	(0:11.66)	(0:11.96)	(0:11.90)	(0:12.22)		-7	
5	15	WINDOW TAPPER	1	64.5	0:08.28	1:07.28 [5]	0:59.00 [6]	0:47.53 [4]	0:35.87 [4]	0:23.87 [4]	0:12.05 [4]	4.3L	0:35.87	
		Kenji Yoshida		1000m	Overall	(0:08.28)	(0:11.47)	(0:11.66)	(0:12.00)	(0:11.82)	(0:12.05)		-6	
6	6	SO YES IT IS	12	64.8	0:08.13	1:07.42 [6]	0:59.29 [3]	0:47.84 [2]	0:36.20 [2]	0:24.12 [3]	0:12.13 [6]	5.1L	0:36.20	
		Simon Miller		1000m	Overall	(0:08.13)	(0:11.45)	(0:11.64)	(0:12.08)	(0:11.99)	(0:12.13)		-2	
7	17	POW NOW	10	63.9	0:08.37	1:07.51 [7]	0:59.14 [8]	0:47.21 [8]	0:35.35 [7]	0:23.71 [7]	0:11.85 [7]	5.6L	0:35.35	
		Madeleine Wishart		600m	Overall	(0:08.37)	(0:11.93)	(0:11.86)	(0:11.64)	(0:11.86)	(0:11.85)		-3	
8	1	VAIN ROSSI	11	64.3	0:08.75	1:07.53 [8]	0:58.78 [12]	0:46.88 [12]	0:34.77 [12]	0:23.03 [11]	0:11.36 [9]	5.7L	0:34.77	
		Dylan Bennett		200m	Overall	(0:08.75)	(0:11.90)	(0:12.11)	(0:11.74)	(0:11.67)	(0:11.36)		-2	
9	10	THREE TEES	7	63.5	0:08.71	1:08.09 [9]	0:59.38 [11]	0:47.47 [11]	0:35.69 [9]	0:23.98 [8]	0:11.91 [10]	9L	0:35.69	
		Justin Stanley		800m	Overall	(0:08.71)	(0:11.91)	(0:11.78)	(0:11.71)	(0:12.07)	(0:11.91)		-4	
10	14	SHALZER	4	63.8	0:08.54	1:08.27 [10]	0:59.73 [9]	0:47.71 [10]	0:35.71 [11]	0:23.99 [10]	0:12.14 [8]	10L	0:35.71	
		Chelsea Baker		600m	Overall	(0:08.54)	(0:12.02)	(0:12.00)	(0:11.72)	(0:11.85)	(0:12.14)		-4	

Scratched: Tsukino (#11), Missing Boundaries (#13), Ludik (#3), Exsidee (#5), Gartan (#16)

Report Created: Sat 4 January 2025 20:46 GMT+10 (Note: Timing is based on position data)

Page 1/15

[] Ranking at each section and finish
 -:-:- No data available at this section
 NA No data available

SCN Saddle cloth number
 DNF Did not finish
 DNT Did not track

data processed by TRIPLESDATA



Toowoomba QLD Professional

Race 4: FOCUS HR Maiden Handicap - 1100m

04 January 2025 - 18:34



Track Rating: Good 3, Weather: Overcast, Rail Position: True

Section		Overall	1000m	800m	600m	400m	200m	Last 600m					
Field Times		1:06.49 (0:08.01)	0:58.48 (0:11.47)	0:47.01 (0:11.66)	0:35.35 (0:11.96)	0:23.39 (0:11.79)	0:11.60 (0:11.60)	0:35.35					
Rank	TAB Horse/Jockey	Barrier	Top Speed [km/h]	Fastest Section	Margin							Distance Travelled [m]	
11	18 OUTTA BEAUTY Colleen Krahn	9	63.5 1000m	0:09.35 Overall	1:08.84 [11] (0:09.35)	0:59.49 [13] (0:11.61)	0:47.88 [13] (0:11.93)	0:35.95 [13] (0:11.92)	0:24.03 [13] (0:11.97)	0:12.06 [12] (0:12.06)	13.3L	0:35.95	-8
12	7 DUCK OUT Rob Thorburn	6	66.8 1000m	0:08.70 Overall	1:10.21 [12] (0:08.70)	1:01.51 [10] (0:11.53)	0:49.98 [7] (0:11.99)	0:37.99 [8] (0:11.93)	0:26.06 [9] (0:12.42)	0:13.64 [11] (0:13.64)	21.3L	0:37.99	-9
13	9 MASI KURA Ty Wheeler	3	64.4 1000m	0:08.32 Overall	1:10.29 [13] (0:08.32)	1:01.97 [7] (0:11.98)	0:49.99 [9] (0:12.12)	0:37.87 [10] (0:12.20)	0:25.67 [12] (0:12.49)	0:13.18 [13] (0:13.18)	21.7L	0:37.87	-8

Scratched: Tsukino (#11), Missing Boundaries (#13), Ludik (#3), Exsidee (#5), Gartan (#16)

[] Ranking at each section and finish
 -:-:-:- No data available at this section
 NA No data available

SCN Saddle cloth number
 DNF Did not finish
 DNT Did not track



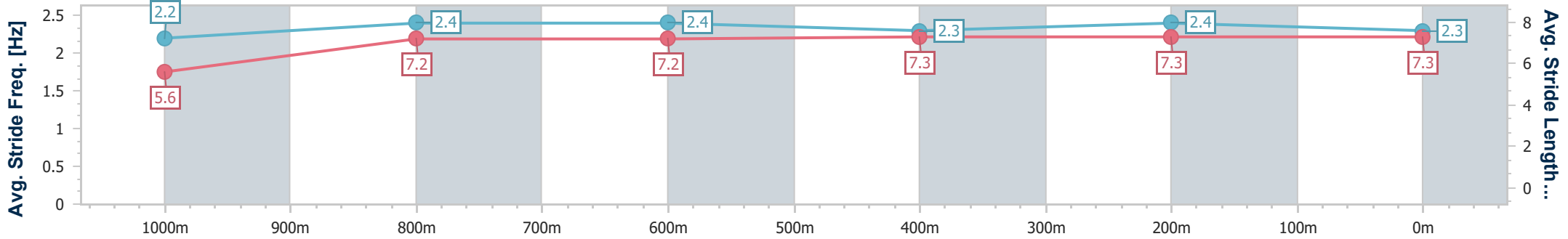
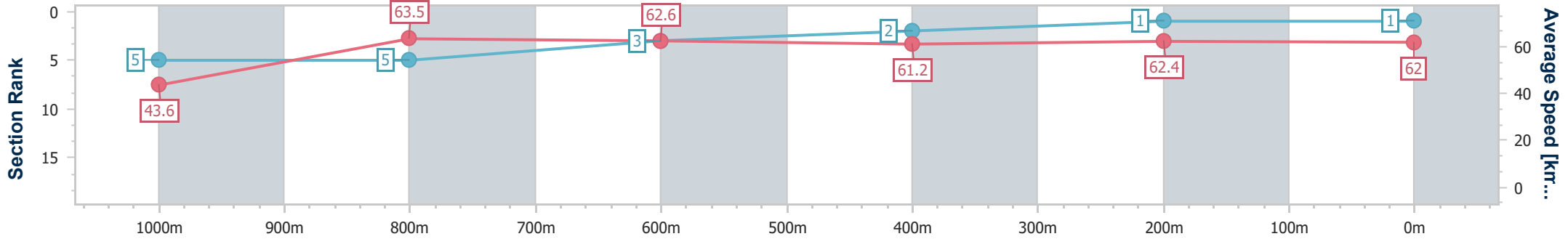
Horse/Jockey Name	Addicted To Julia
Final Rank	1
Fastest Section Time (Section)	0:08.22 (Overall)
Top Speed [km/h] (Section)	64.5 (1000m)
Race State	Finished



Toowoomba QLD Professional
 Race 4: FOCUS HR Maiden Handicap - 1100m
 04 January 2025 - 18:34
 Track Rating: Good 3, Weather: Overcast, Rail Position: True



Section	Overall	1000m	800m	600m	400m	200m
Section Times	1:06.49 [1] (0:08.22)	0:58.27 [5] (0:11.55)	0:46.72 [5] (0:11.63)	0:35.09 [3] (0:11.90)	0:23.19 [2] (0:11.59)	0:11.60 [1] (0:11.60)
Average Speed [km/h]	43.6	63.5	62.6	61.2	62.4	62.0
Top Speed [km/h]	62.7	64.5	64.2	63.0	63.4	62.9
Avg. Dist. to Rail [m]	12.4	5.1	3.7	2.4	1.4	1.8
Avg. Stride Freq. [Hz]	2.2	2.4	2.4	2.3	2.4	2.3
Avg. Stride Length [m]	5.6	7.2	7.2	7.3	7.3	7.3



- [] Ranking at each section and finish
- .-.- No data available at this section
- NA No data available



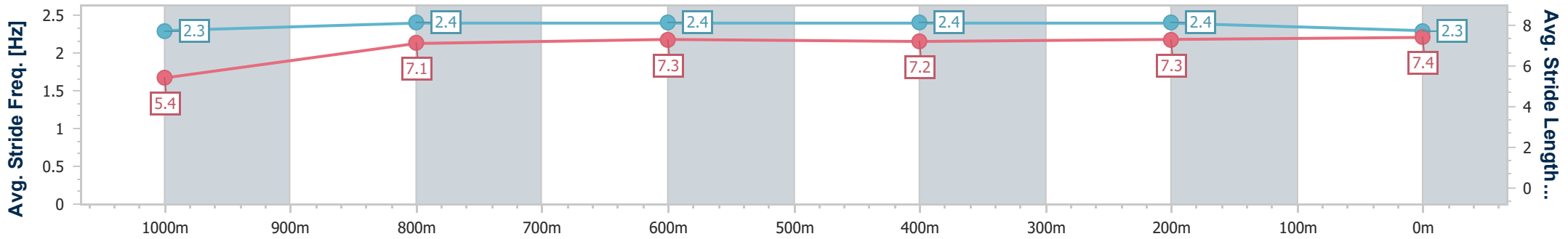
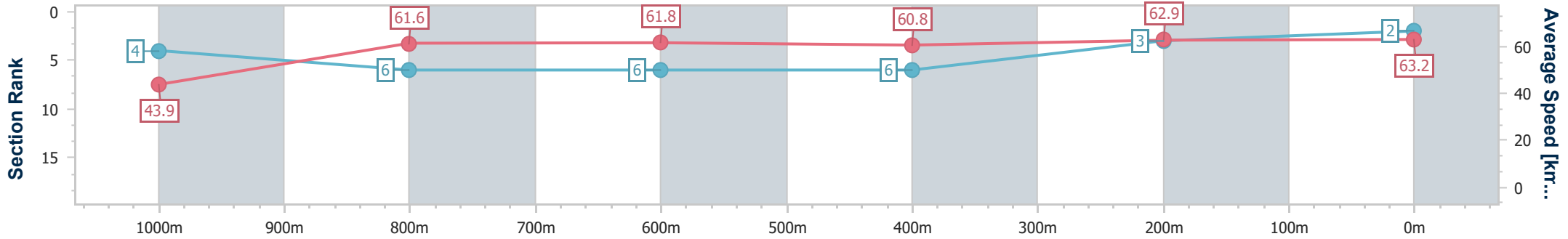
Horse/Jockey Name	Data Leak
Final Rank	2
Fastest Section Time (Section)	0:08.17 (Overall)
Top Speed [km/h] (Section)	64.1 (400m)
Race State	Finished



Toowoomba QLD Professional
 Race 4: FOCUS HR Maiden Handicap - 1100m
 04 January 2025 - 18:34
 Track Rating: Good 3, Weather: Overcast, Rail Position: True



Section	Overall	1000m	800m	600m	400m	200m
Section Times	1:06.51 [2] (0:08.17)	0:58.34 [4] (0:11.85)	0:46.49 [6] (0:11.80)	0:34.69 [6] (0:11.82)	0:22.87 [6] (0:11.48)	0:11.39 [3] (0:11.39)
Average Speed [km/h]	43.9	61.6	61.8	60.8	62.9	63.2
Top Speed [km/h]	60.7	62.5	63.2	62.6	64.1	63.7
Avg. Dist. to Rail [m]	7.7	4.8	2.7	0.6	0.5	0.5
Avg. Stride Freq. [Hz]	2.3	2.4	2.4	2.4	2.4	2.3
Avg. Stride Length [m]	5.4	7.1	7.3	7.2	7.3	7.4



- [] Ranking at each section and finish
- .-.- No data available at this section
- NA No data available



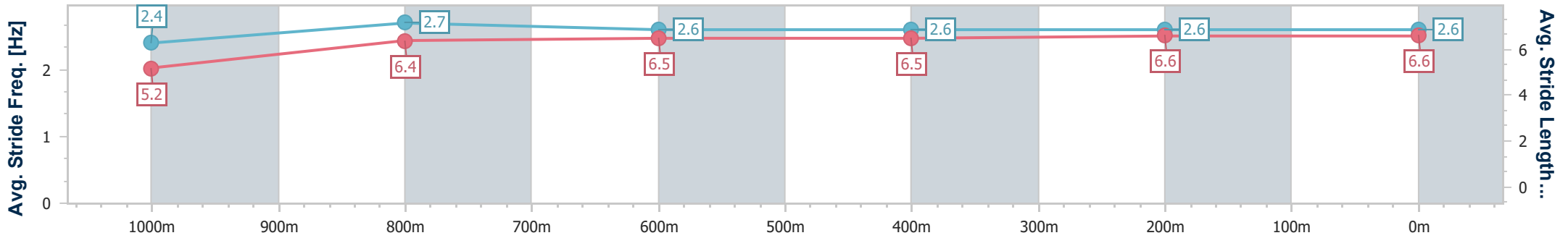
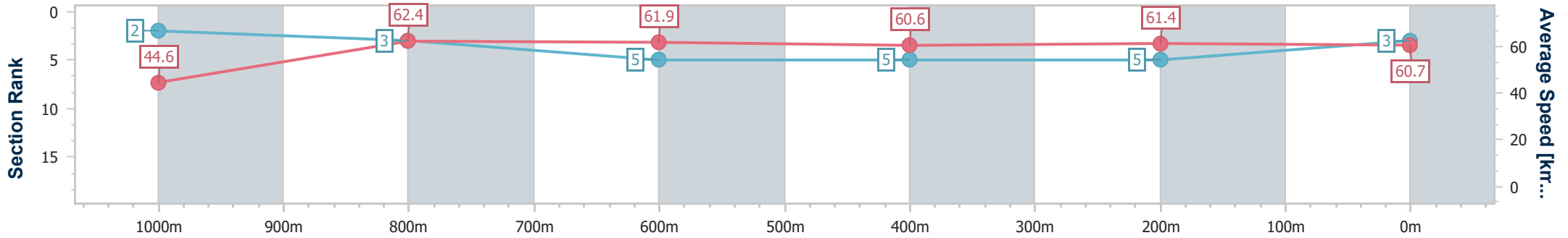
Horse/Jockey Name	Addictive Piranha
Final Rank	3
Fastest Section Time (Section)	0:08.07 (Overall)
Top Speed [km/h] (Section)	64.4 (1000m)
Race State	Finished



Toowoomba QLD Professional
 Race 4: FOCUS HR Maiden Handicap - 1100m
 04 January 2025 - 18:34
 Track Rating: Good 3, Weather: Overcast, Rail Position: True



Section	Overall	1000m	800m	600m	400m	200m
Section Times	1:07.12 [3] (0:08.07)	0:59.05 [2] (0:11.67)	0:47.38 [3] (0:11.79)	0:35.59 [5] (0:12.02)	0:23.57 [5] (0:11.73)	0:11.84 [5] (0:11.84)
Average Speed [km/h]	44.6	62.4	61.9	60.6	61.4	60.7
Top Speed [km/h]	62.6	64.4	63.3	62.6	63.1	63.1
Avg. Dist. to Rail [m]	4.5	3.8	3.2	1.5	0.9	2.3
Avg. Stride Freq. [Hz]	2.4	2.7	2.6	2.6	2.6	2.6
Avg. Stride Length [m]	5.2	6.4	6.5	6.5	6.6	6.6



- [] Ranking at each section and finish
- .-.- No data available at this section
- NA No data available



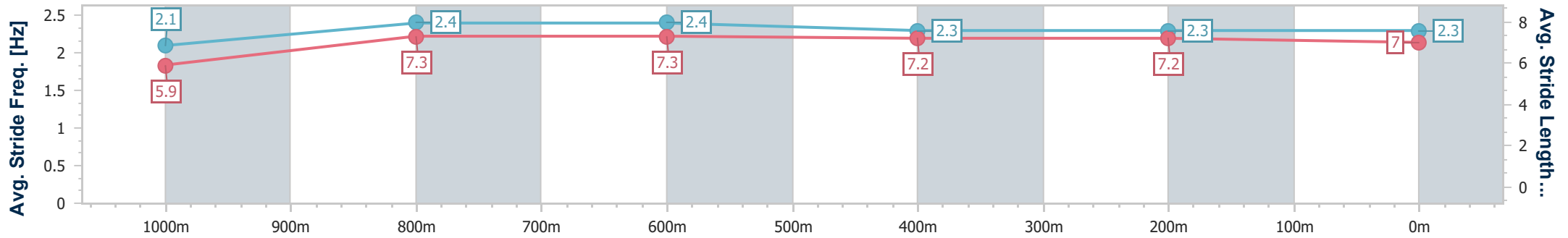
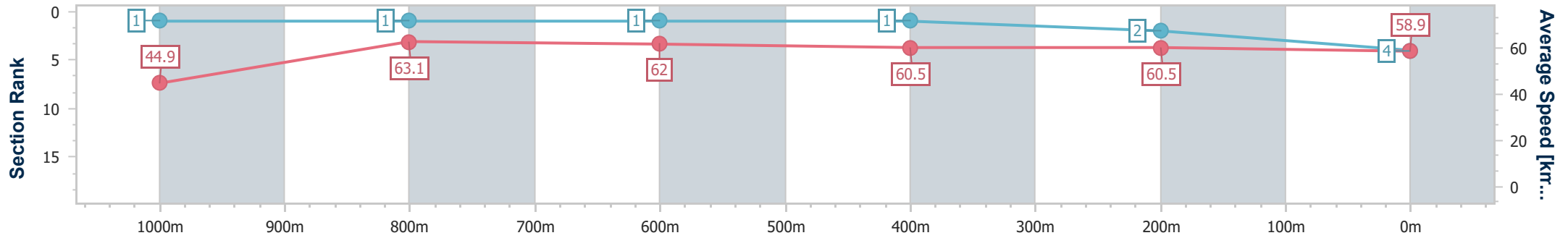
Horse/Jockey Name	For The Brave
Final Rank	4
Fastest Section Time (Section)	0:08.01 (Overall)
Top Speed [km/h] (Section)	65.0 (1000m)
Race State	Finished



Toowoomba QLD Professional
 Race 4: FOCUS HR Maiden Handicap - 1100m
 04 January 2025 - 18:34
 Track Rating: Good 3, Weather: Overcast, Rail Position: True



Section	Overall	1000m	800m	600m	400m	200m
Section Times	1:07.22 [4] (0:08.01)	0:59.21 [1] (0:11.47)	0:47.74 [1] (0:11.66)	0:36.08 [1] (0:11.96)	0:24.12 [1] (0:11.90)	0:12.22 [2] (0:12.22)
Average Speed [km/h]	44.9	63.1	62.0	60.5	60.5	58.9
Top Speed [km/h]	63.1	65.0	63.2	63.1	61.7	60.4
Avg. Dist. to Rail [m]	7.5	2.9	1.0	0.2	0.2	0.6
Avg. Stride Freq. [Hz]	2.1	2.4	2.4	2.3	2.3	2.3
Avg. Stride Length [m]	5.9	7.3	7.3	7.2	7.2	7.0



- [] Ranking at each section and finish
- .-.- No data available at this section
- NA No data available



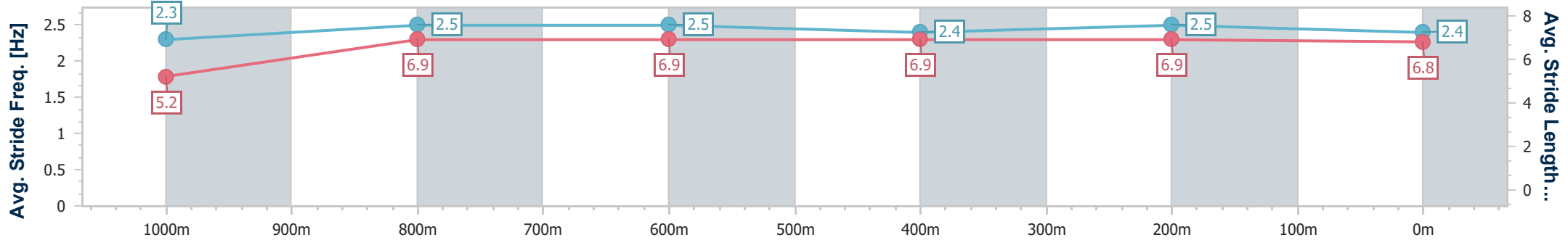
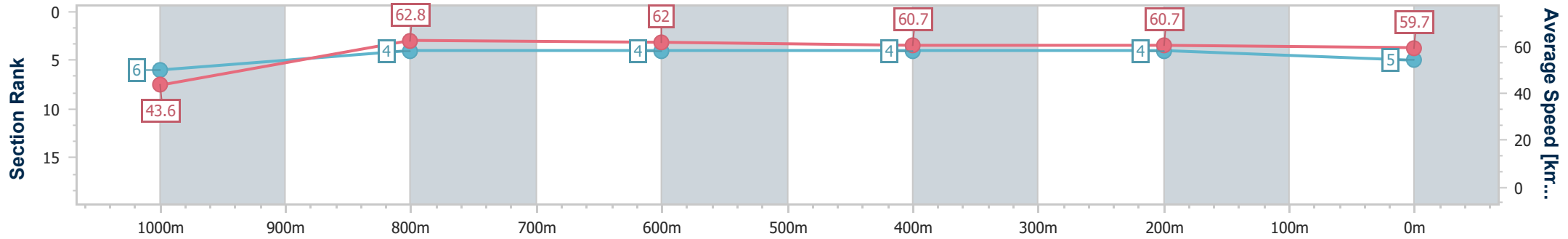
Horse/Jockey Name	Window Tapper
Final Rank	5
Fastest Section Time (Section)	0:08.28 (Overall)
Top Speed [km/h] (Section)	64.5 (1000m)
Race State	Finished



Toowoomba QLD Professional
 Race 4: FOCUS HR Maiden Handicap - 1100m
 04 January 2025 - 18:34
 Track Rating: Good 3, Weather: Overcast, Rail Position: True



Section	Overall	1000m	800m	600m	400m	200m
Section Times	1:07.28 [5] (0:08.28)	0:59.00 [6] (0:11.47)	0:47.53 [4] (0:11.66)	0:35.87 [4] (0:12.00)	0:23.87 [4] (0:11.82)	0:12.05 [4] (0:12.05)
Average Speed [km/h]	43.6	62.8	62.0	60.7	60.7	59.7
Top Speed [km/h]	63.7	64.5	62.9	61.8	61.8	61.4
Avg. Dist. to Rail [m]	3.0	0.9	1.1	2.0	1.3	2.0
Avg. Stride Freq. [Hz]	2.3	2.5	2.5	2.4	2.5	2.4
Avg. Stride Length [m]	5.2	6.9	6.9	6.9	6.9	6.8



- [] Ranking at each section and finish
- .-.- No data available at this section
- NA No data available



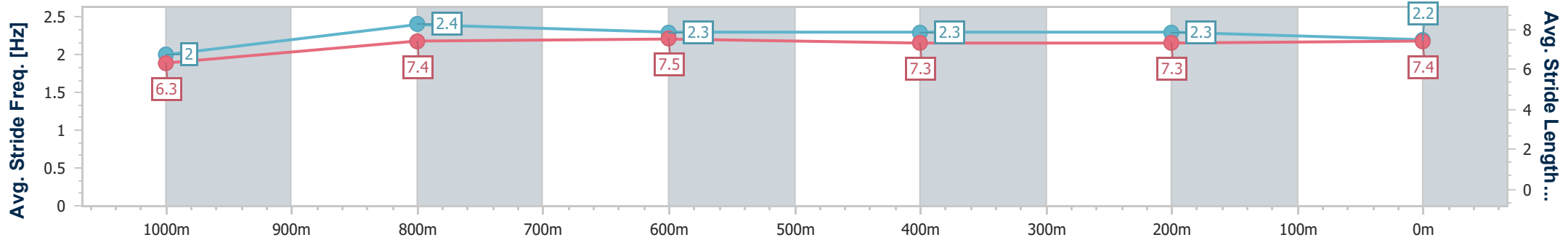
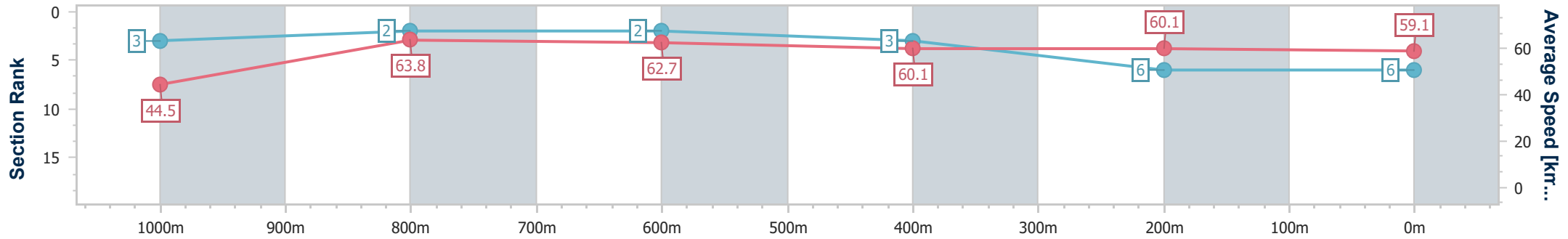
Horse/Jockey Name	So Yes It Is
Final Rank	6
Fastest Section Time (Section)	0:08.13 (Overall)
Top Speed [km/h] (Section)	64.8 (1000m)
Race State	Finished



Toowoomba QLD Professional
 Race 4: FOCUS HR Maiden Handicap - 1100m
 04 January 2025 - 18:34
 Track Rating: Good 3, Weather: Overcast, Rail Position: True



Section	Overall	1000m	800m	600m	400m	200m
Section Times	1:07.42 [6] (0:08.13)	0:59.29 [3] (0:11.45)	0:47.84 [2] (0:11.64)	0:36.20 [2] (0:12.08)	0:24.12 [3] (0:11.99)	0:12.13 [6] (0:12.13)
Average Speed [km/h]	44.5	63.8	62.7	60.1	60.1	59.1
Top Speed [km/h]	62.3	64.8	63.9	62.1	61.0	60.9
Avg. Dist. to Rail [m]	11.7	4.9	3.5	1.8	0.4	0.4
Avg. Stride Freq. [Hz]	2.0	2.4	2.3	2.3	2.3	2.2
Avg. Stride Length [m]	6.3	7.4	7.5	7.3	7.3	7.4



- [] Ranking at each section and finish
- .-.- No data available at this section
- NA No data available



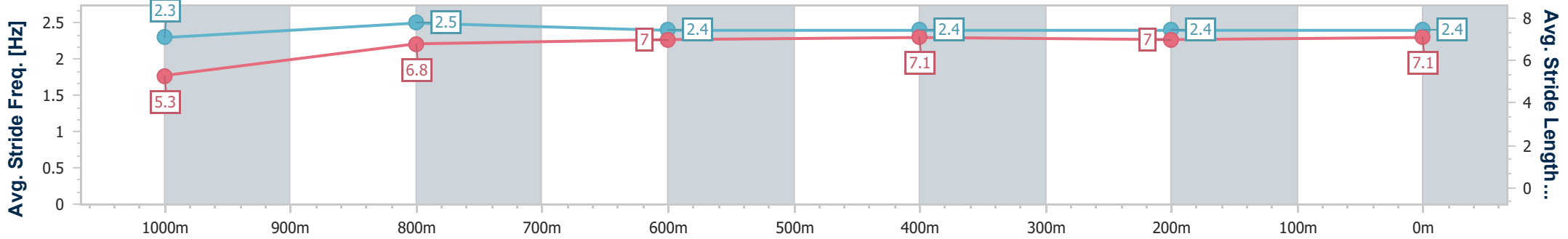
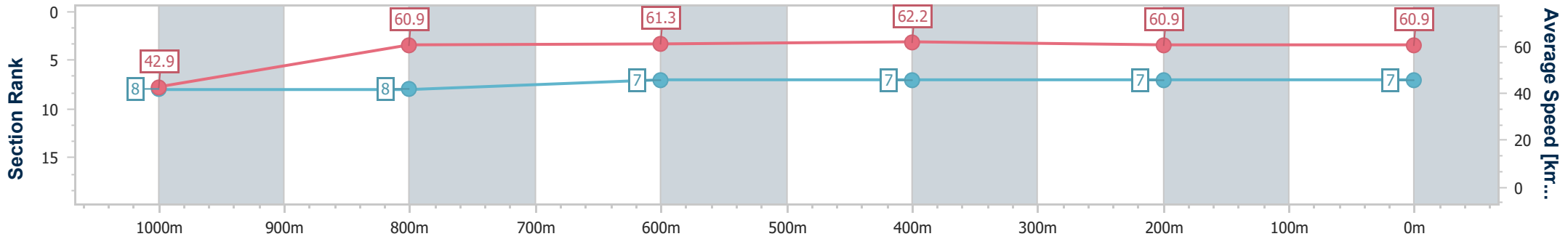
Horse/Jockey Name	Pow Now
Final Rank	7
Fastest Section Time (Section)	0:08.37 (Overall)
Top Speed [km/h] (Section)	63.9 (600m)
Race State	Finished



Toowoomba QLD Professional
 Race 4: FOCUS HR Maiden Handicap - 1100m
 04 January 2025 - 18:34
 Track Rating: Good 3, Weather: Overcast, Rail Position: True



Section	Overall	1000m	800m	600m	400m	200m
Section Times	1:07.51 [7] (0:08.37)	0:59.14 [8] (0:11.93)	0:47.21 [8] (0:11.86)	0:35.35 [7] (0:11.64)	0:23.71 [7] (0:11.86)	0:11.85 [7] (0:11.85)
Average Speed [km/h]	42.9	60.9	61.3	62.2	60.9	60.9
Top Speed [km/h]	58.5	61.9	63.0	63.9	61.5	61.4
Avg. Dist. to Rail [m]	8.8	2.6	2.9	1.3	1.1	1.7
Avg. Stride Freq. [Hz]	2.3	2.5	2.4	2.4	2.4	2.4
Avg. Stride Length [m]	5.3	6.8	7.0	7.1	7.0	7.1



- [] Ranking at each section and finish
- .-.- No data available at this section
- NA No data available



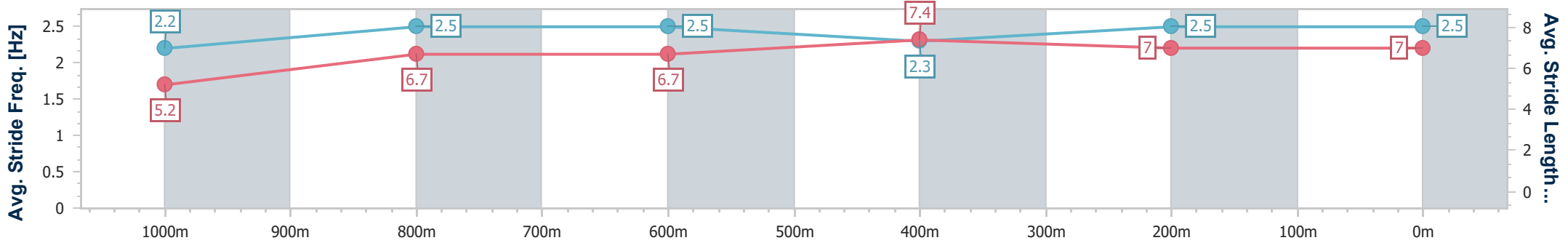
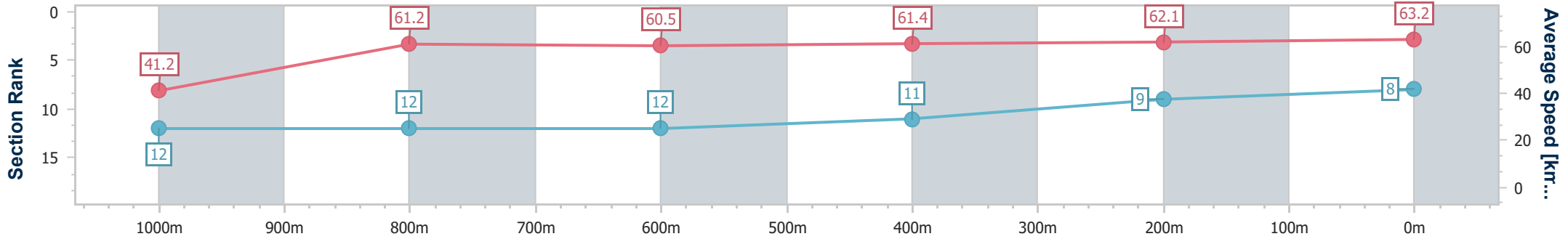
Horse/Jockey Name	Vain Rossi
Final Rank	8
Fastest Section Time (Section)	0:08.75 (Overall)
Top Speed [km/h] (Section)	64.3 (200m)
Race State	Finished



Toowoomba QLD Professional
 Race 4: FOCUS HR Maiden Handicap - 1100m
 04 January 2025 - 18:34
 Track Rating: Good 3, Weather: Overcast, Rail Position: True



Section	Overall	1000m	800m	600m	400m	200m
Section Times	1:07.53 [8] (0:08.75)	0:58.78 [12] (0:11.90)	0:46.88 [12] (0:12.11)	0:34.77 [12] (0:11.74)	0:23.03 [11] (0:11.67)	0:11.36 [9] (0:11.36)
Average Speed [km/h]	41.2	61.2	60.5	61.4	62.1	63.2
Top Speed [km/h]	57.3	62.8	61.4	62.3	62.9	64.3
Avg. Dist. to Rail [m]	10.2	3.5	4.4	1.0	2.1	6.9
Avg. Stride Freq. [Hz]	2.2	2.5	2.5	2.3	2.5	2.5
Avg. Stride Length [m]	5.2	6.7	6.7	7.4	7.0	7.0



- [] Ranking at each section and finish
- .-.- No data available at this section
- NA No data available



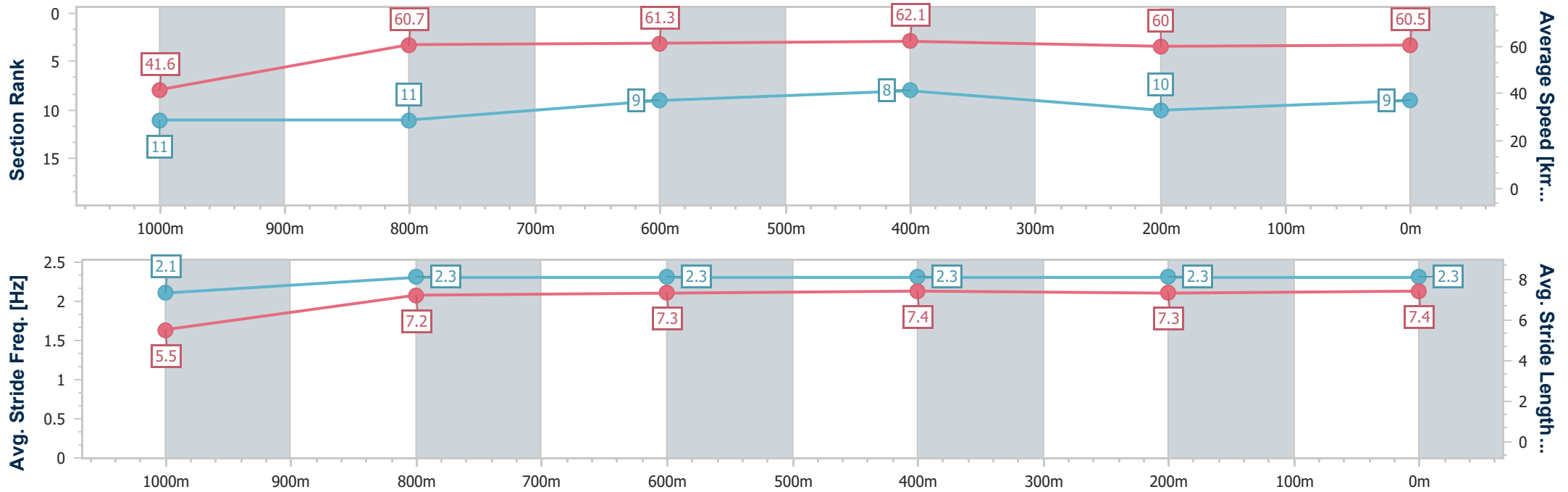
Horse/Jockey Name	Three Tees
Final Rank	9
Fastest Section Time (Section)	0:08.71 (Overall)
Top Speed [km/h] (Section)	63.5 (800m)
Race State	Finished



Toowoomba QLD Professional
 Race 4: FOCUS HR Maiden Handicap - 1100m
 04 January 2025 - 18:34
 Track Rating: Good 3, Weather: Overcast, Rail Position: True



Section	Overall	1000m	800m	600m	400m	200m
Section Times	1:08.09 [9] (0:08.71)	0:59.38 [11] (0:11.91)	0:47.47 [11] (0:11.78)	0:35.69 [9] (0:11.71)	0:23.98 [8] (0:12.07)	0:11.91 [10] (0:11.91)
Average Speed [km/h]	41.6	60.7	61.3	62.1	60.0	60.5
Top Speed [km/h]	59.1	62.6	63.5	63.2	61.2	61.1
Avg. Dist. to Rail [m]	5.9	1.4	1.4	2.2	1.3	0.6
Avg. Stride Freq. [Hz]	2.1	2.3	2.3	2.3	2.3	2.3
Avg. Stride Length [m]	5.5	7.2	7.3	7.4	7.3	7.4



- [] Ranking at each section and finish
- .-.- No data available at this section
- NA No data available



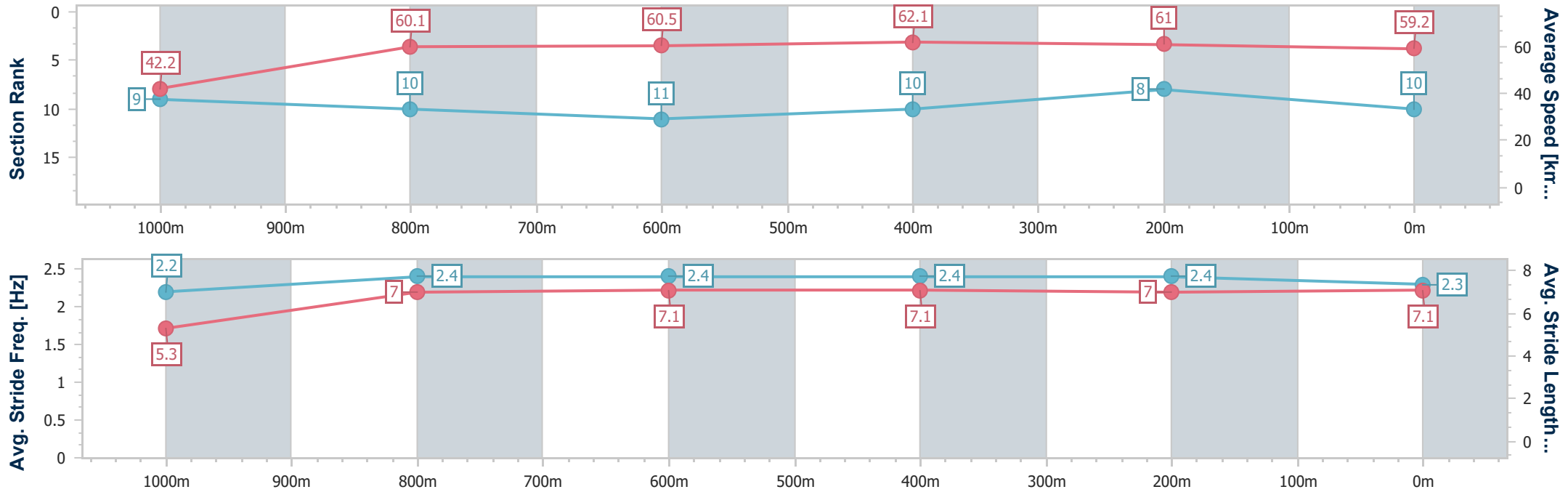
Horse/Jockey Name	Shalzer
Final Rank	10
Fastest Section Time (Section)	0:08.54 (Overall)
Top Speed [km/h] (Section)	63.8 (600m)
Race State	Finished



Toowoomba QLD Professional
 Race 4: FOCUS HR Maiden Handicap - 1100m
 04 January 2025 - 18:34
 Track Rating: Good 3, Weather: Overcast, Rail Position: True



Section	Overall	1000m	800m	600m	400m	200m
Section Times	1:08.27 [10] (0:08.54)	0:59.73 [9] (0:12.02)	0:47.71 [10] (0:12.00)	0:35.71 [11] (0:11.72)	0:23.99 [10] (0:11.85)	0:12.14 [8] (0:12.14)
Average Speed [km/h]	42.2	60.1	60.5	62.1	61.0	59.2
Top Speed [km/h]	59.1	62.7	63.1	63.8	62.5	60.5
Avg. Dist. to Rail [m]	5.4	1.4	2.4	2.0	1.0	2.4
Avg. Stride Freq. [Hz]	2.2	2.4	2.4	2.4	2.4	2.3
Avg. Stride Length [m]	5.3	7.0	7.1	7.1	7.0	7.1



- [] Ranking at each section and finish
- .-.- No data available at this section
- NA No data available



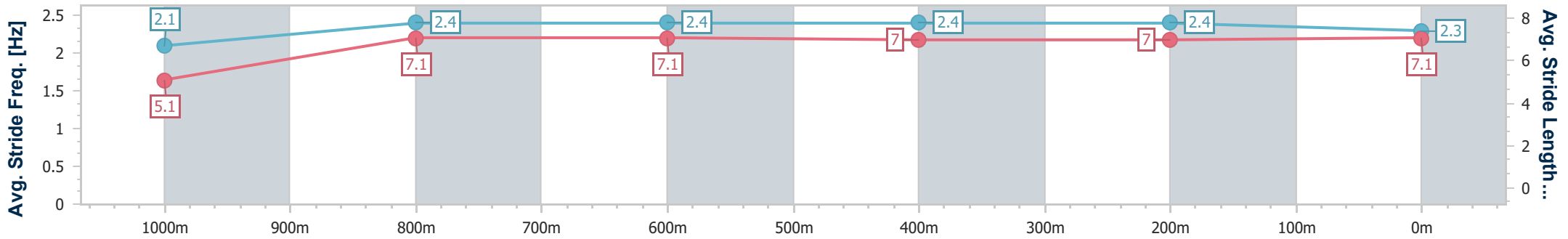
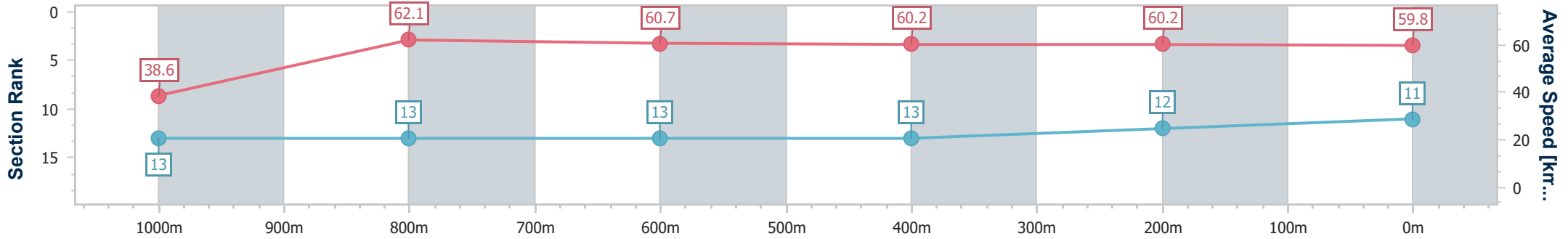
Horse/Jockey Name	Outta Beauty
Final Rank	11
Fastest Section Time (Section)	0:09.35 (Overall)
Top Speed [km/h] (Section)	63.5 (1000m)
Race State	Finished



Toowoomba QLD Professional
 Race 4: FOCUS HR Maiden Handicap - 1100m
 04 January 2025 - 18:34
 Track Rating: Good 3, Weather: Overcast, Rail Position: True



Section	Overall	1000m	800m	600m	400m	200m
Section Times	1:08.84 [11] (0:09.35)	0:59.49 [13] (0:11.61)	0:47.88 [13] (0:11.93)	0:35.95 [13] (0:11.92)	0:24.03 [13] (0:11.97)	0:12.06 [12]
Average Speed [km/h]	38.6	62.1	60.7	60.2	60.2	59.8
Top Speed [km/h]	60.3	63.5	61.5	61.9	60.9	60.3
Avg. Dist. to Rail [m]	7.7	0.6	0.6	0.5	0.8	2.7
Avg. Stride Freq. [Hz]	2.1	2.4	2.4	2.4	2.4	2.3
Avg. Stride Length [m]	5.1	7.1	7.1	7.0	7.0	7.1



- [] Ranking at each section and finish
- .-.- No data available at this section
- NA No data available



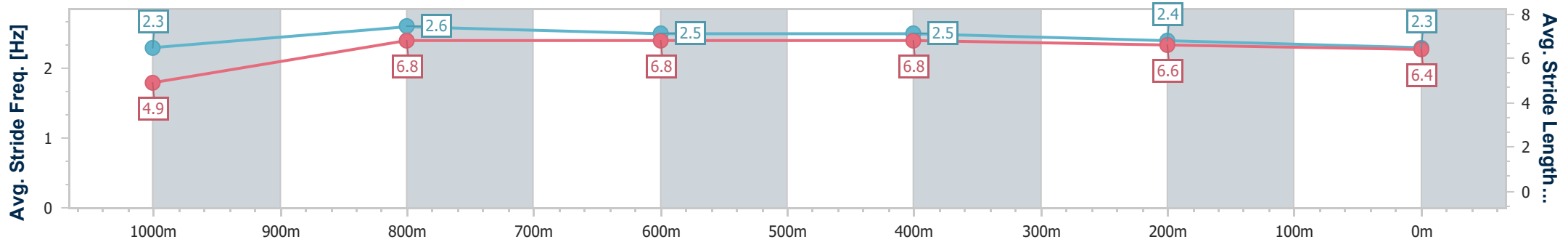
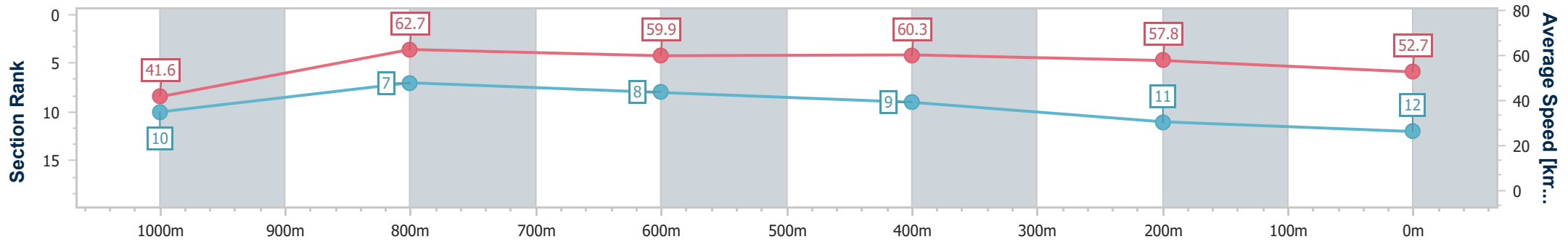
Horse/Jockey Name	Duck Out
Final Rank	12
Fastest Section Time (Section)	0:08.70 (Overall)
Top Speed [km/h] (Section)	66.8 (1000m)
Race State	Finished



Toowoomba QLD Professional
 Race 4: FOCUS HR Maiden Handicap - 1100m
 04 January 2025 - 18:34
 Track Rating: Good 3, Weather: Overcast, Rail Position: True



Section	Overall	1000m	800m	600m	400m	200m
Section Times	1:10.21 [12] (0:08.70)	1:01.51 [10] (0:11.53)	0:49.98 [7] (0:11.99)	0:37.99 [8] (0:11.93)	0:26.06 [9] (0:12.42)	0:13.64 [11] (0:13.64)
Average Speed [km/h]	41.6	62.7	59.9	60.3	57.8	52.7
Top Speed [km/h]	64.1	66.8	62.5	62.8	58.9	56.2
Avg. Dist. to Rail [m]	9.3	3.1	0.3	0.6	0.3	0.6
Avg. Stride Freq. [Hz]	2.3	2.6	2.5	2.5	2.4	2.3
Avg. Stride Length [m]	4.9	6.8	6.8	6.8	6.6	6.4



- [] Ranking at each section and finish
- .-.- No data available at this section
- NA No data available



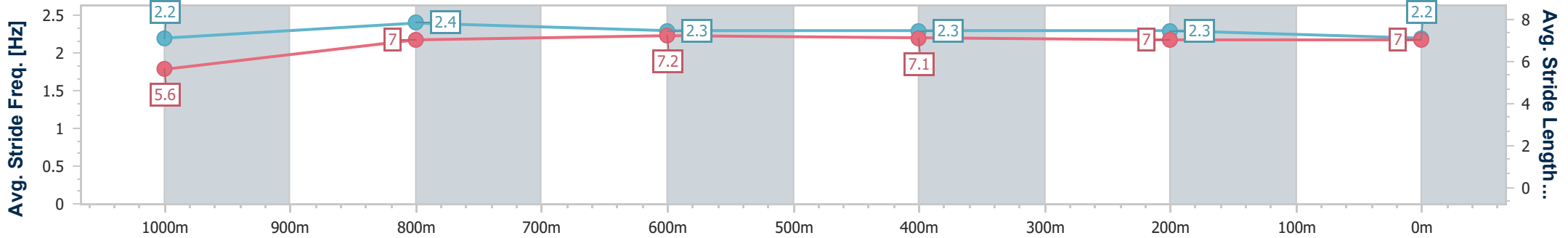
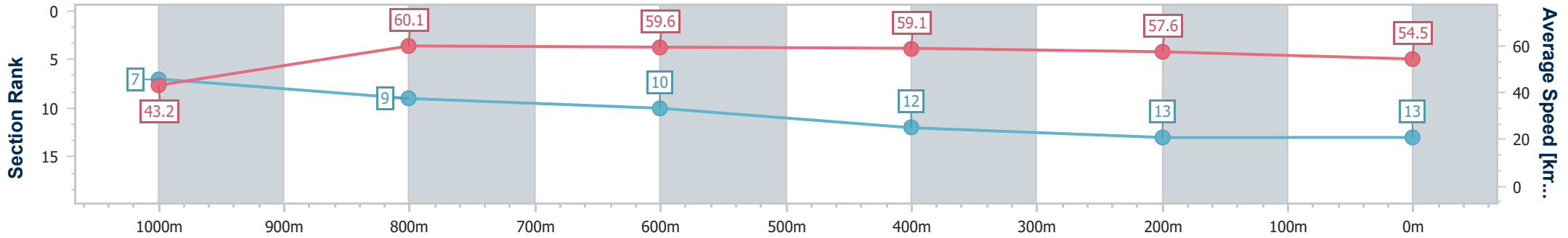
Horse/Jockey Name	Masi Kura
Final Rank	13
Fastest Section Time (Section)	0:08.32 (Overall)
Top Speed [km/h] (Section)	64.4 (1000m)
Race State	Finished



Toowoomba QLD Professional
 Race 4: FOCUS HR Maiden Handicap - 1100m
 04 January 2025 - 18:34
 Track Rating: Good 3, Weather: Overcast, Rail Position: True



Section	Overall	1000m	800m	600m	400m	200m
Section Times	1:10.29 [13] (0:08.32)	1:01.97 [7] (0:11.98)	0:49.99 [9] (0:12.12)	0:37.87 [10] (0:12.20)	0:25.67 [12] (0:12.49)	0:13.18 [13] (0:13.18)
Average Speed [km/h]	43.2	60.1	59.6	59.1	57.6	54.5
Top Speed [km/h]	61.3	64.4	61.7	61.8	58.2	56.7
Avg. Dist. to Rail [m]	4.3	0.8	1.1	0.4	1.1	0.9
Avg. Stride Freq. [Hz]	2.2	2.4	2.3	2.3	2.3	2.2
Avg. Stride Length [m]	5.6	7.0	7.2	7.1	7.0	7.0



- [] Ranking at each section and finish
- .-.- No data available at this section
- NA No data available