



Toowoomba QLD Professional

Race 1: SHERRIN RENTALS BENCHMARK 58 Handicap - 1200m

04 January 2025 - 16:51



Track Rating: Good 4, Weather: Fine, Rail Position: True

Section		Overall										Last 600m	
Field Times		1:12.20										0:36.00	
		(0:13.23)										(0:11.98)	
		1000m										0:36.00	
		(0:11.06)										(0:12.01)	
		800m										0:23.99	
		(0:11.91)										(0:11.98)	
		600m										0:11.98	
		(0:12.01)										(0:11.98)	
		400m										0:11.98	
		(0:12.01)										(0:11.98)	
		200m										0:11.98	
		(0:12.01)										(0:11.98)	
		0:36.00										0:36.00	
		(0:12.01)										(0:11.98)	
Rank	TAB	Horse/Jockey	Barrier	Top Speed [km/h]	Fastest Section	Overall	1000m	800m	600m	400m	200m	Margin	Distance Travelled [m]
1	15	BORN FEARLESS Nathan Fazackerley	10	66.7	0:11.44	1:12.20 [1] (0:14.00)	0:58.20 [13] (0:11.44)	0:46.76 [13] (0:11.73)	0:35.03 [13] (0:11.92)	0:23.11 [12] (0:11.61)	0:11.50 [8] (0:11.50)	1:12.20	0:35.03
2	6	EARL OF DEVON Shania Willis	11	66.9	0:11.19	1:12.33 [2] (0:13.52)	0:58.81 [6] (0:11.19)	0:47.62 [4] (0:11.76)	0:35.86 [3] (0:12.01)	0:23.85 [3] (0:11.87)	0:11.98 [2] (0:11.98)	0.8L	0:35.86 -6
3	14	HARD TO DISMISS Rob Thorburn	5	66.7	0:11.42	1:12.33 [3] (0:13.47)	0:58.86 [5] (0:11.42)	0:47.44 [6] (0:11.75)	0:35.69 [5] (0:11.96)	0:23.73 [4] (0:11.88)	0:11.85 [4] (0:11.85)	0.9L	0:35.69 -4
4	5	TOUCH OF GRACIE Chris Whiteley	4	66.8	0:11.30	1:12.48 [4] (0:13.83)	0:58.65 [10] (0:11.30)	0:47.35 [9] (0:11.72)	0:35.63 [9] (0:11.95)	0:23.68 [9] (0:11.78)	0:11.90 [6] (0:11.90)	1.7L	0:35.63 -13
5	9	GOOD TIMES AGAIN Simon Miller	7	66.2	0:11.37	1:12.51 [5] (0:13.62)	0:58.89 [7] (0:11.37)	0:47.52 [8] (0:11.71)	0:35.81 [6] (0:12.03)	0:23.78 [7] (0:11.85)	0:11.93 [7] (0:11.93)	1.9L	0:35.81 -6
6	2	BOOM IN THE DARK Chelsea Baker	13	69.6	0:11.06	1:12.54 [6] (0:13.23)	0:59.31 [1] (0:11.06)	0:48.25 [1] (0:11.91)	0:36.34 [1] (0:12.01)	0:24.33 [1] (0:12.01)	0:12.32 [1] (0:12.32)	2.1L	0:36.34 -10
7	4	SECRET SPY Nozi Tomizawa	14	66.8	0:11.26	1:12.84 [7] (0:13.92)	0:58.92 [11] (0:11.26)	0:47.66 [10] (0:11.72)	0:35.94 [10] (0:12.02)	0:23.92 [10] (0:11.80)	0:12.12 [9] (0:12.12)	3.6L	0:35.94 +0
8	1	BEIRUT MISS Dylan Bennett	9	67.6	0:11.32	1:12.88 [8] (0:13.23)	0:59.65 [2] (0:11.32)	0:48.33 [2] (0:11.81)	0:36.52 [2] (0:11.98)	0:24.54 [2] (0:12.02)	0:12.52 [3] (0:12.52)	3.8L	0:36.52 -6
9	7	ELECTRIC ARROW Amy Graham	2	67.5	0:11.38	1:12.89 [9] (0:13.43)	0:59.46 [4] (0:11.38)	0:48.08 [5] (0:11.90)	0:36.18 [7] (0:12.01)	0:24.17 [6] (0:11.84)	0:12.33 [5] (0:12.33)	3.9L	0:36.18 -11
10	21	ROSTOPCHIN Kenji Yoshida	3	67.3	0:11.24	1:13.08 [10] (0:13.68)	0:59.40 [8] (0:11.24)	0:48.16 [7] (0:11.80)	0:36.36 [8] (0:12.06)	0:24.30 [8] (0:12.23)	0:12.07 [10] (0:12.07)	4.9L	0:36.36 -12

Scratched: Chinchilla Ahead (#3), Fiery Ring (#8), All England (#12), Our Drummer (#16), Paper Cowboy (#17), Like Smoke (#10), Prometio Mas (#18), Grandeur Rose (#20)

[] Ranking at each section and finish
 -:-:- No data available at this section
 NA No data available

SCN Saddle cloth number
 DNF Did not finish
 DNT Did not track



Toowoomba QLD Professional

Race 1: SHERRIN RENTALS BENCHMARK 58 Handicap - 1200m

04 January 2025 - 16:51



Track Rating: Good 4, Weather: Fine, Rail Position: True

Section		Overall	1000m	800m	600m	400m	200m	Last 600m					
Field Times		1:12.20 (0:13.23)	0:58.97 (0:11.06)	0:47.91 (0:11.91)	0:36.00 (0:12.01)	0:23.99 (0:12.01)	0:11.98 (0:11.98)	0:36.00					
Rank	TAB Horse/Jockey	Barrier	Top Speed [km/h]	Fastest Section	Margin							Distance Travelled [m]	
11	19 DOWN THE BARREL Madeleine Wishart	8	66.3 1000m	0:11.23 1000m	1:13.52 [11] (0:13.95)	0:59.57 [12] (0:11.23)	0:48.34 [10] (0:11.78)	0:36.56 [11] (0:12.08)	0:24.48 [11] (0:12.10)	0:12.38 [11] (0:12.38)	7.4L	0:36.56	-12
12	13 BIE'RES Jackson Murphy	6	65.9 1000m	0:11.37 1000m	1:13.98 [12] (0:13.82)	1:00.16 [9] (0:11.37)	0:48.79 [12] (0:11.83)	0:36.96 [12] (0:12.11)	0:24.85 [13] (0:12.10)	0:12.75 [12] (0:12.75)	9.9L	0:36.96	-4
13	22 APPLECROSS Ty Wheeler	12	66.4 1000m	0:11.25 1000m	1:14.57 [13] (0:14.38)	1:00.19 [14] (0:11.25)	0:48.94 [14] (0:11.72)	0:37.22 [14] (0:12.06)	0:25.16 [14] (0:12.21)	0:12.95 [14] (0:12.95)	13.2L	0:37.22	-14
14	11 SO BRIGHT Les Tilley	1	67.1 Overall	0:11.24 1000m	1:15.64 [14] (0:13.42)	1:02.22 [3] (0:11.24)	0:50.98 [3] (0:11.95)	0:39.03 [4] (0:12.11)	0:26.92 [5] (0:12.64)	0:14.28 [13] (0:14.28)	19.5L	0:39.03	-14

Scratched: Chinchilla Ahead (#3), Fiery Ring (#8), All England (#12), Our Drummer (#16), Paper Cowboy (#17), Like Smoke (#10), Prometio Mas (#18), Grandeur Rose (#20)

[] Ranking at each section and finish
 -:-:-:- No data available at this section
 NA No data available

SCN Saddle cloth number
 DNF Did not finish
 DNT Did not track



Horse/Jockey Name	Born Fearless
Final Rank	1
Fastest Section Time (Section)	0:11.44 (1000m)
Top Speed [km/h] (Section)	66.7 (1000m)
Race State	Finished



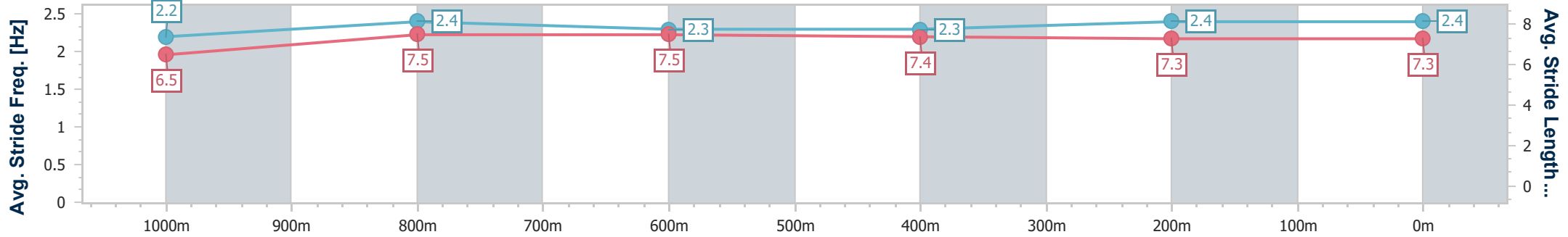
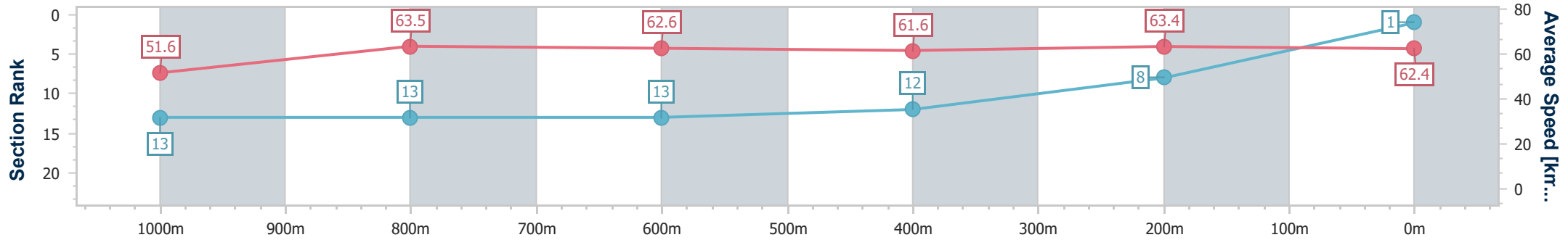
Toowoomba QLD Professional
Race 1: SHERRIN RENTALS BENCHMARK 58 Handicap - 1200m



04 January 2025 - 16:51

Track Rating: Good 4, Weather: Fine, Rail Position: True

Section	Overall	1000m	800m	600m	400m	200m
Section Times	1:12.20 [1] (0:14.00)	0:58.20 [13] (0:11.44)	0:46.76 [13] (0:11.73)	0:35.03 [13] (0:11.92)	0:23.11 [12] (0:11.61)	0:11.50 [8] (0:11.50)
Average Speed [km/h]	51.6	63.5	62.6	61.6	63.4	62.4
Top Speed [km/h]	65.2	66.7	63.6	62.4	64.7	64.1
Avg. Dist. to Rail [m]	7.6	4.0	5.1	4.1	5.7	7.5
Avg. Stride Freq. [Hz]	2.2	2.4	2.3	2.3	2.4	2.4
Avg. Stride Length [m]	6.5	7.5	7.5	7.4	7.3	7.3



- [] Ranking at each section and finish
- .-.- No data available at this section
- NA No data available



Horse/Jockey Name	Earl Of Devon
Final Rank	2
Fastest Section Time (Section)	0:11.19 (1000m)
Top Speed [km/h] (Section)	66.9 (Overall)
Race State	Finished



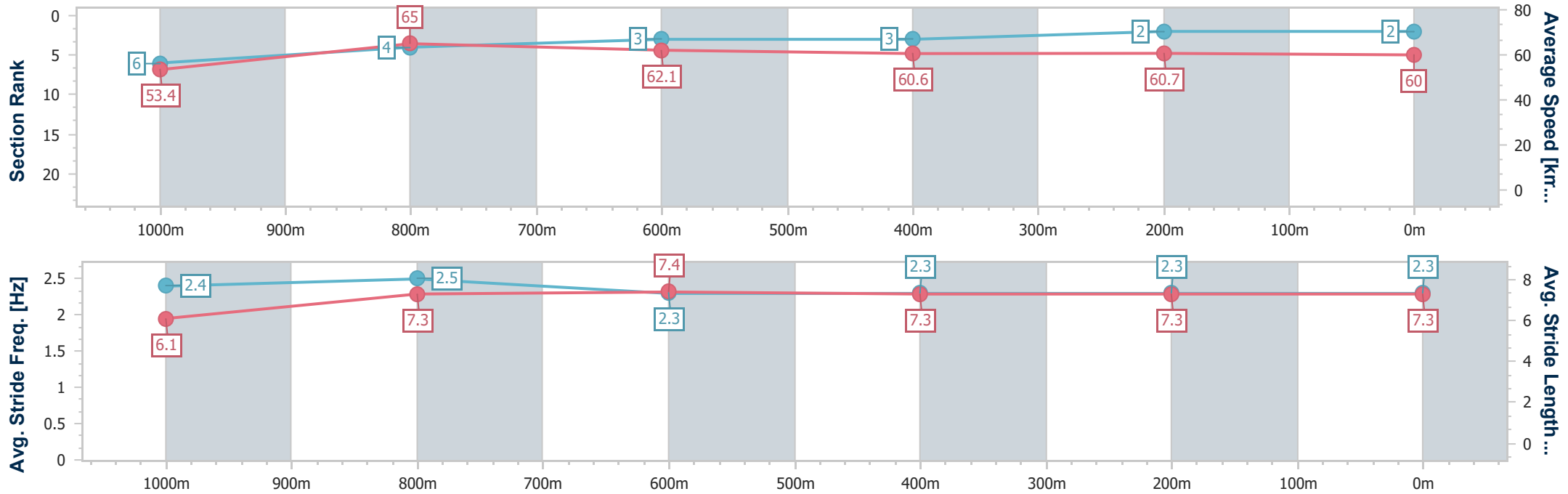
Toowoomba QLD Professional
Race 1: SHERRIN RENTALS BENCHMARK 58 Handicap - 1200m



04 January 2025 - 16:51

Track Rating: Good 4, Weather: Fine, Rail Position: True

Section	Overall	1000m	800m	600m	400m	200m
Section Times	1:12.33 [2] (0:13.52)	0:58.81 [6] (0:11.19)	0:47.62 [4] (0:11.76)	0:35.86 [3] (0:12.01)	0:23.85 [3] (0:11.87)	0:11.98 [2] (0:11.98)
Average Speed [km/h]	53.4	65.0	62.1	60.6	60.7	60.0
Top Speed [km/h]	66.9	66.8	63.7	61.1	61.7	60.6
Avg. Dist. to Rail [m]	8.7	4.0	3.8	2.3	1.0	1.3
Avg. Stride Freq. [Hz]	2.4	2.5	2.3	2.3	2.3	2.3
Avg. Stride Length [m]	6.1	7.3	7.4	7.3	7.3	7.3



- [] Ranking at each section and finish
- .-.- No data available at this section
- NA No data available



Horse/Jockey Name	Hard To Dismiss
Final Rank	3
Fastest Section Time (Section)	0:11.42 (1000m)
Top Speed [km/h] (Section)	66.7 (Overall)
Race State	Finished



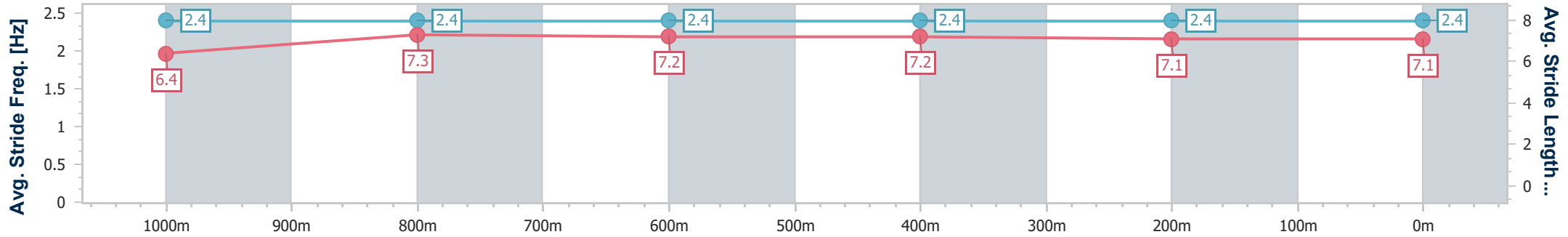
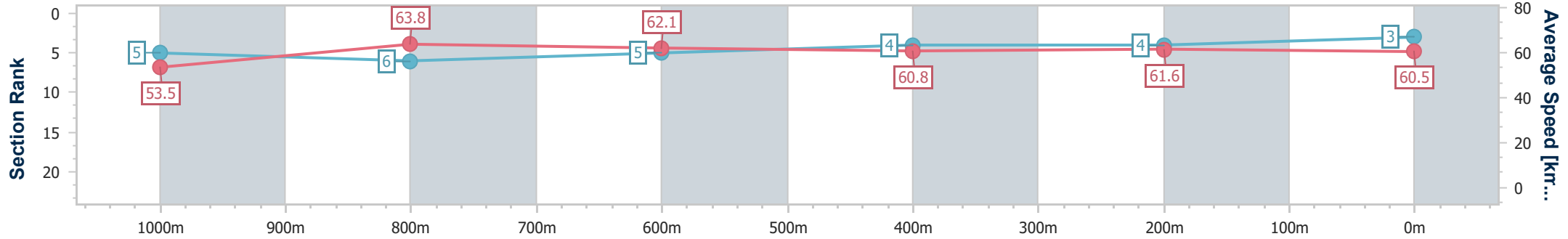
Toowoomba QLD Professional
Race 1: SHERRIN RENTALS BENCHMARK 58 Handicap - 1200m



04 January 2025 - 16:51

Track Rating: Good 4, Weather: Fine, Rail Position: True

Section	Overall	1000m	800m	600m	400m	200m
Section Times	1:12.33 [3] (0:13.47)	0:58.86 [5] (0:11.42)	0:47.44 [6] (0:11.75)	0:35.69 [5] (0:11.96)	0:23.73 [4] (0:11.88)	0:11.85 [4] (0:11.85)
Average Speed [km/h]	53.5	63.8	62.1	60.8	61.6	60.5
Top Speed [km/h]	66.7	66.0	63.5	61.6	62.3	62.5
Avg. Dist. to Rail [m]	6.0	3.5	3.7	2.5	3.7	2.8
Avg. Stride Freq. [Hz]	2.4	2.4	2.4	2.4	2.4	2.4
Avg. Stride Length [m]	6.4	7.3	7.2	7.2	7.1	7.1



- [] Ranking at each section and finish
- .-.- No data available at this section
- NA No data available



Horse/Jockey Name	Touch Of Gracie
Final Rank	4
Fastest Section Time (Section)	0:11.30 (1000m)
Top Speed [km/h] (Section)	66.8 (1000m)
Race State	Finished



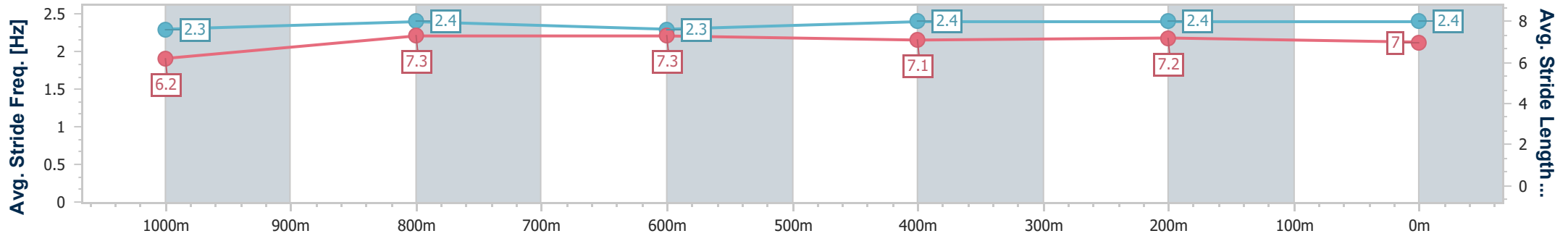
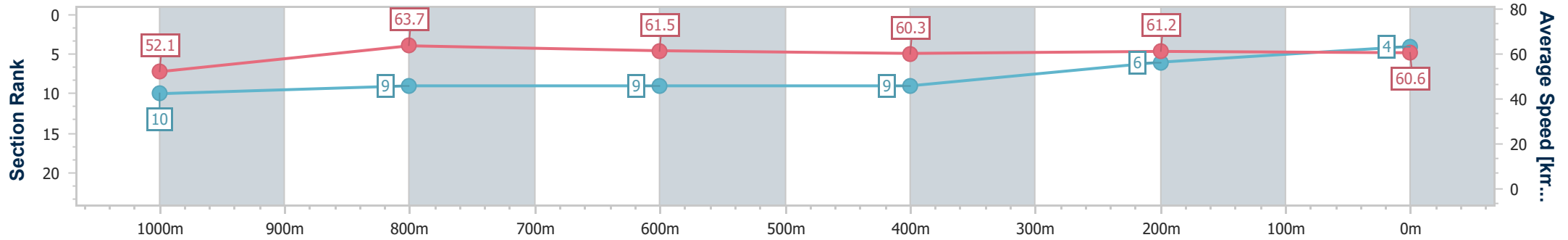
Toowoomba QLD Professional
Race 1: SHERRIN RENTALS BENCHMARK 58 Handicap - 1200m



04 January 2025 - 16:51

Track Rating: Good 4, Weather: Fine, Rail Position: True

Section	Overall	1000m	800m	600m	400m	200m
Section Times	1:12.48 [4] (0:13.83)	0:58.65 [10] (0:11.30)	0:47.35 [9] (0:11.72)	0:35.63 [9] (0:11.95)	0:23.68 [9] (0:11.78)	0:11.90 [6] (0:11.90)
Average Speed [km/h]	52.1	63.7	61.5	60.3	61.2	60.6
Top Speed [km/h]	66.4	66.8	63.5	61.3	63.4	62.8
Avg. Dist. to Rail [m]	2.9	0.4	0.6	0.4	0.7	0.9
Avg. Stride Freq. [Hz]	2.3	2.4	2.3	2.4	2.4	2.4
Avg. Stride Length [m]	6.2	7.3	7.3	7.1	7.2	7.0



- [] Ranking at each section and finish
- .-.- No data available at this section
- NA No data available



Horse/Jockey Name	Good Times Again
Final Rank	5
Fastest Section Time (Section)	0:11.37 (1000m)
Top Speed [km/h] (Section)	66.2 (1000m)
Race State	Finished



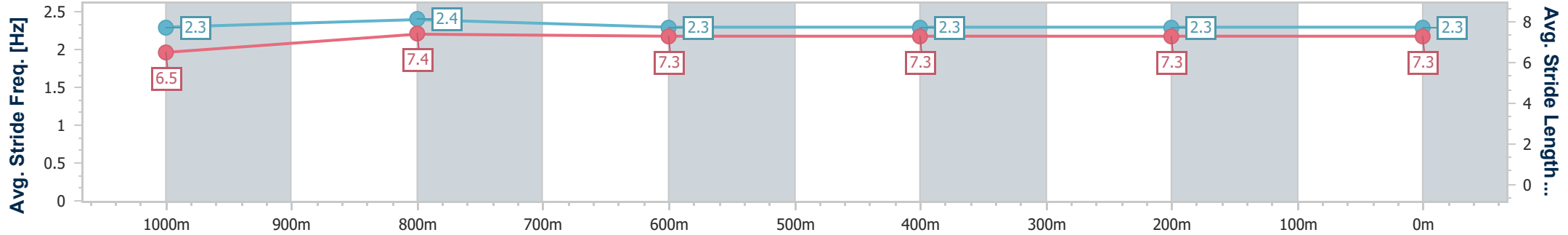
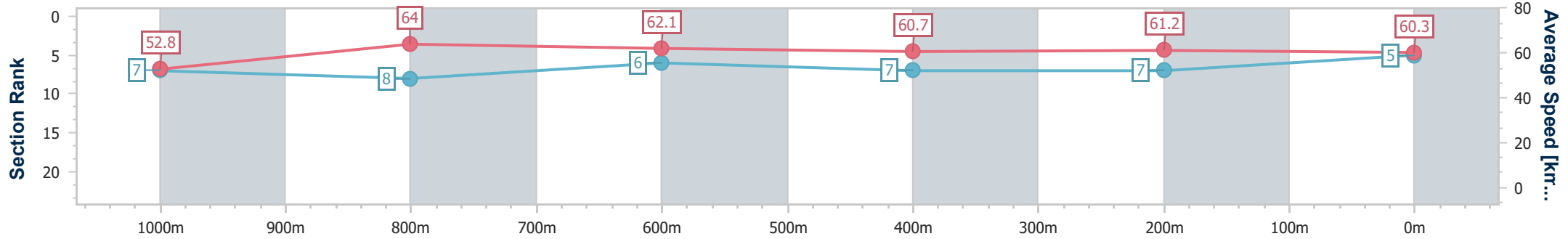
Toowoomba QLD Professional
Race 1: SHERRIN RENTALS BENCHMARK 58 Handicap - 1200m



04 January 2025 - 16:51

Track Rating: Good 4, Weather: Fine, Rail Position: True

Section	Overall	1000m	800m	600m	400m	200m
Section Times	1:12.51 [5] (0:13.62)	0:58.89 [7] (0:11.37)	0:47.52 [8] (0:11.71)	0:35.81 [6] (0:12.03)	0:23.78 [7] (0:11.85)	0:11.93 [7] (0:11.93)
Average Speed [km/h]	52.8	64.0	62.1	60.7	61.2	60.3
Top Speed [km/h]	65.7	66.2	63.8	62.6	62.7	61.1
Avg. Dist. to Rail [m]	5.9	3.0	3.3	2.6	3.1	4.6
Avg. Stride Freq. [Hz]	2.3	2.4	2.3	2.3	2.3	2.3
Avg. Stride Length [m]	6.5	7.4	7.3	7.3	7.3	7.3



- [] Ranking at each section and finish
- .-.- No data available at this section
- NA No data available



Horse/Jockey Name	Boom In The Dark
Final Rank	6
Fastest Section Time (Section)	0:11.06 (1000m)
Top Speed [km/h] (Section)	69.6 (1000m)
Race State	Finished



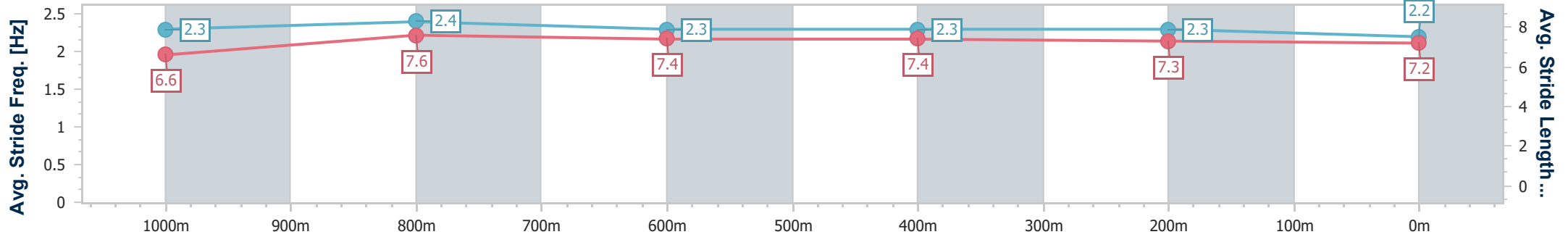
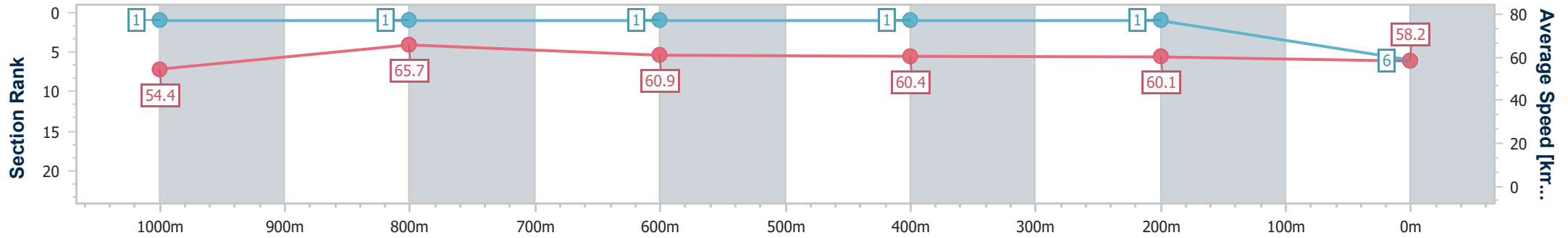
Toowoomba QLD Professional
Race 1: SHERRIN RENTALS BENCHMARK 58 Handicap - 1200m



04 January 2025 - 16:51

Track Rating: Good 4, Weather: Fine, Rail Position: True

Section	Overall	1000m	800m	600m	400m	200m
Section Times	1:12.54 [6] (0:13.23)	0:59.31 [1] (0:11.06)	0:48.25 [1] (0:11.91)	0:36.34 [1] (0:12.01)	0:24.33 [1] (0:12.01)	0:12.32 [1] (0:12.32)
Average Speed [km/h]	54.4	65.7	60.9	60.4	60.1	58.2
Top Speed [km/h]	68.8	69.6	61.6	61.7	62.0	59.7
Avg. Dist. to Rail [m]	12.5	3.8	1.7	1.0	1.0	1.0
Avg. Stride Freq. [Hz]	2.3	2.4	2.3	2.3	2.3	2.2
Avg. Stride Length [m]	6.6	7.6	7.4	7.4	7.3	7.2



- [] Ranking at each section and finish
- .-.- No data available at this section
- NA No data available



Horse/Jockey Name	Secret Spy
Final Rank	7
Fastest Section Time (Section)	0:11.26 (1000m)
Top Speed [km/h] (Section)	66.8 (1000m)
Race State	Finished



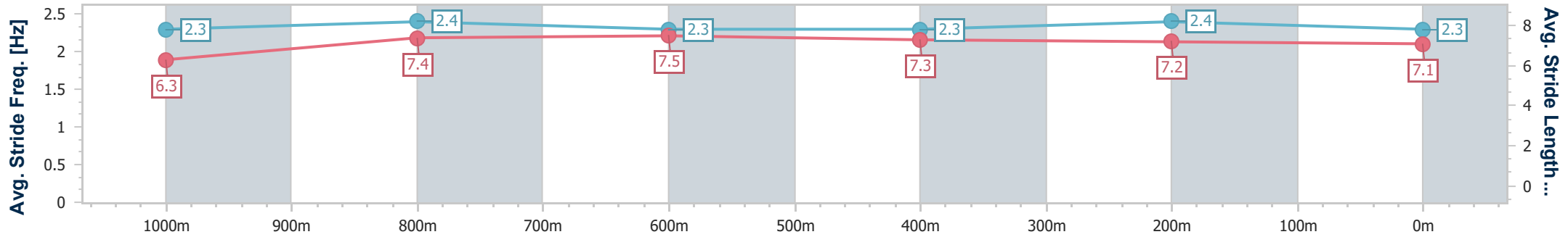
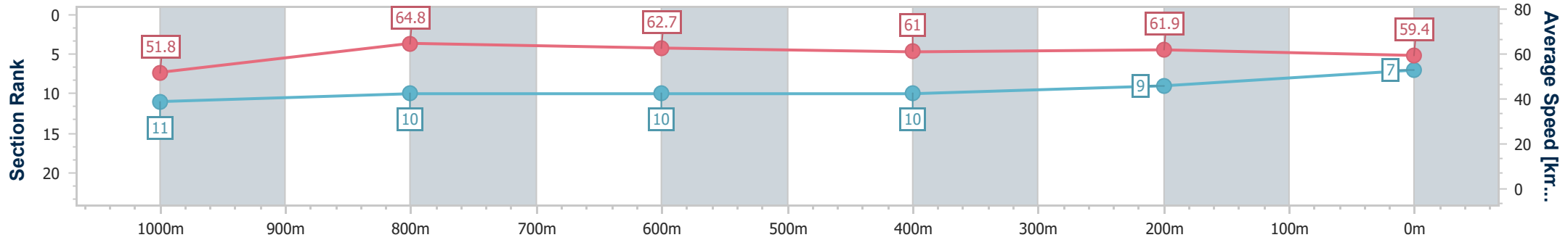
Toowoomba QLD Professional
Race 1: SHERRIN RENTALS BENCHMARK 58 Handicap - 1200m



04 January 2025 - 16:51

Track Rating: Good 4, Weather: Fine, Rail Position: True

Section	Overall	1000m	800m	600m	400m	200m
Section Times	1:12.84 [7] (0:13.92)	0:58.92 [11] (0:11.26)	0:47.66 [10] (0:11.72)	0:35.94 [10] (0:12.02)	0:23.92 [10] (0:11.80)	0:12.12 [9] (0:12.12)
Average Speed [km/h]	51.8	64.8	62.7	61.0	61.9	59.4
Top Speed [km/h]	66.6	66.8	64.2	63.1	62.5	62.0
Avg. Dist. to Rail [m]	10.9	4.4	4.7	3.9	4.6	6.6
Avg. Stride Freq. [Hz]	2.3	2.4	2.3	2.3	2.4	2.3
Avg. Stride Length [m]	6.3	7.4	7.5	7.3	7.2	7.1



- [] Ranking at each section and finish
- .-.- No data available at this section
- NA No data available



Horse/Jockey Name	Beirut Miss
Final Rank	8
Fastest Section Time (Section)	0:11.32 (1000m)
Top Speed [km/h] (Section)	67.6 (Overall)
Race State	Finished



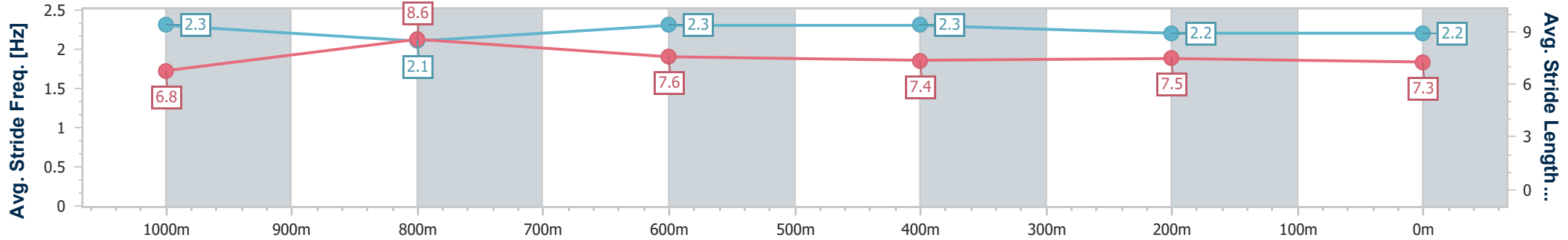
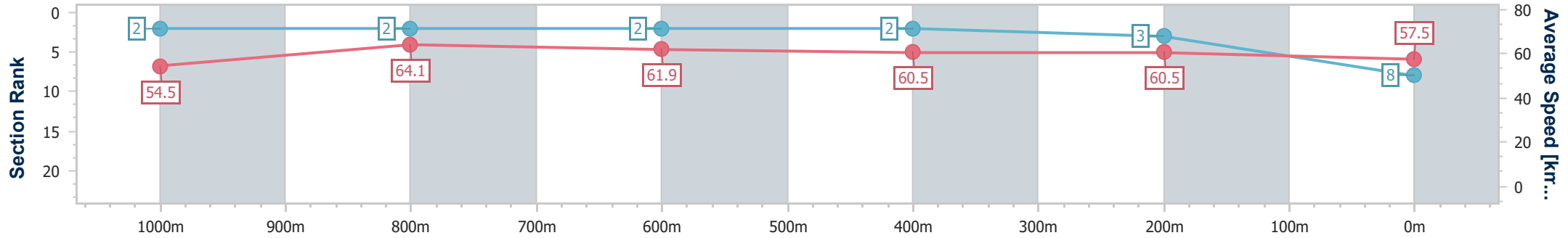
Toowoomba QLD Professional
Race 1: SHERRIN RENTALS BENCHMARK 58 Handicap - 1200m



04 January 2025 - 16:51

Track Rating: Good 4, Weather: Fine, Rail Position: True

Section	Overall	1000m	800m	600m	400m	200m
Section Times	1:12.88 [8] (0:13.23)	0:59.65 [2] (0:11.32)	0:48.33 [2] (0:11.81)	0:36.52 [2] (0:11.98)	0:24.54 [2] (0:12.02)	0:12.52 [3] (0:12.52)
Average Speed [km/h]	54.5	64.1	61.9	60.5	60.5	57.5
Top Speed [km/h]	67.6	66.9	63.0	61.5	61.9	59.2
Avg. Dist. to Rail [m]	6.7	2.6	3.4	1.8	1.9	2.0
Avg. Stride Freq. [Hz]	2.3	2.1	2.3	2.3	2.2	2.2
Avg. Stride Length [m]	6.8	8.6	7.6	7.4	7.5	7.3



- [] Ranking at each section and finish
- .-.- No data available at this section
- NA No data available



Horse/Jockey Name	Electric Arrow
Final Rank	9
Fastest Section Time (Section)	0:11.38 (1000m)
Top Speed [km/h] (Section)	67.5 (Overall)
Race State	Finished



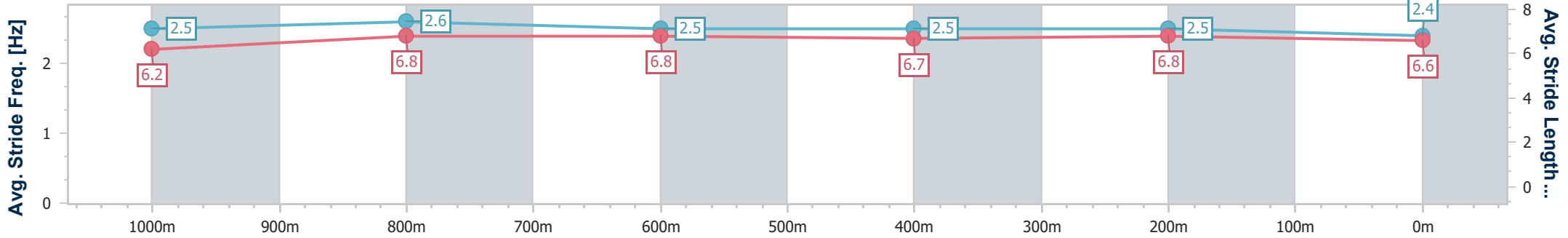
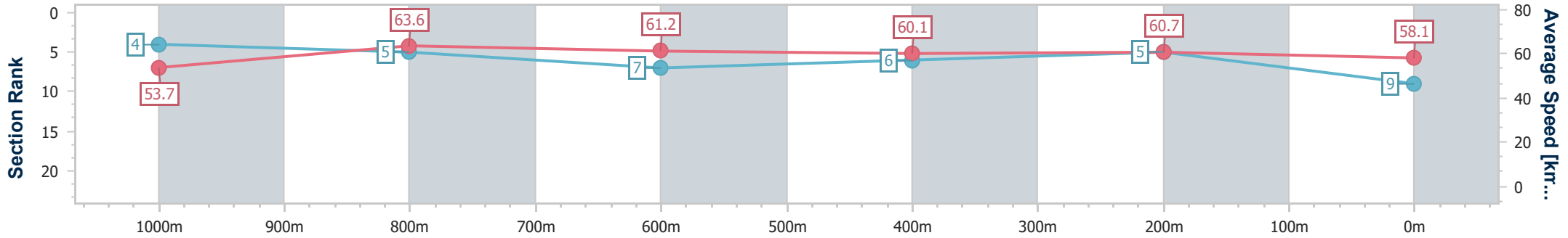
Toowoomba QLD Professional
Race 1: SHERRIN RENTALS BENCHMARK 58 Handicap - 1200m



04 January 2025 - 16:51

Track Rating: Good 4, Weather: Fine, Rail Position: True

Section	Overall	1000m	800m	600m	400m	200m
Section Times	1:12.89 [9] (0:13.43)	0:59.46 [4] (0:11.38)	0:48.08 [5] (0:11.90)	0:36.18 [7] (0:12.01)	0:24.17 [6] (0:11.84)	0:12.33 [5] (0:12.33)
Average Speed [km/h]	53.7	63.6	61.2	60.1	60.7	58.1
Top Speed [km/h]	67.5	66.5	62.9	61.2	61.2	60.0
Avg. Dist. to Rail [m]	3.2	2.1	3.5	1.0	1.0	1.7
Avg. Stride Freq. [Hz]	2.5	2.6	2.5	2.5	2.5	2.4
Avg. Stride Length [m]	6.2	6.8	6.8	6.7	6.8	6.6



- [] Ranking at each section and finish
- .-.- No data available at this section
- NA No data available



Horse/Jockey Name	Rostopchin
Final Rank	10
Fastest Section Time (Section)	0:11.24 (1000m)
Top Speed [km/h] (Section)	67.3 (Overall)
Race State	Finished



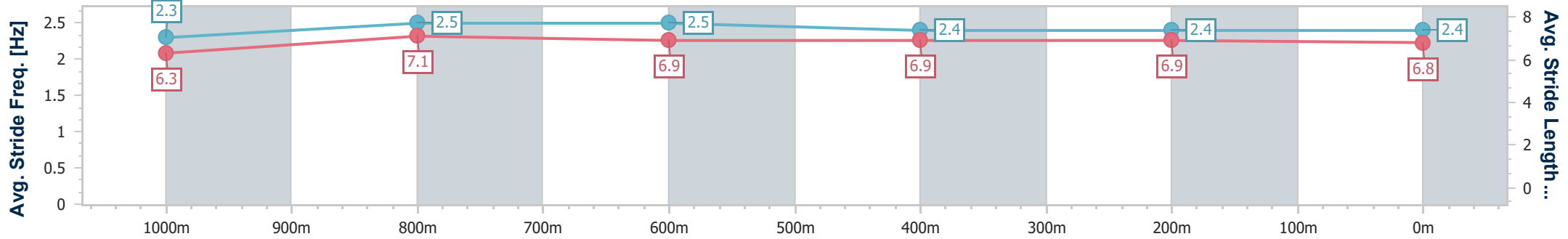
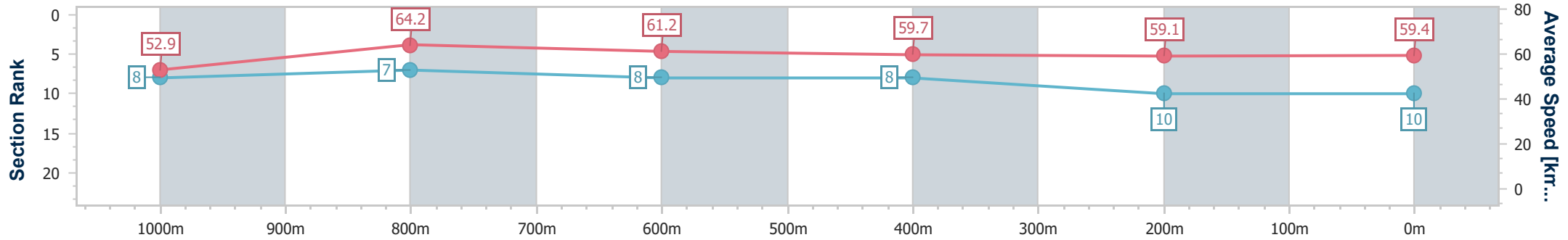
Toowoomba QLD Professional
Race 1: SHERRIN RENTALS BENCHMARK 58 Handicap - 1200m



04 January 2025 - 16:51

Track Rating: Good 4, Weather: Fine, Rail Position: True

Section	Overall	1000m	800m	600m	400m	200m
Section Times	1:13.08 [10] (0:13.68)	0:59.40 [8] (0:11.24)	0:48.16 [7] (0:11.80)	0:36.36 [8] (0:12.06)	0:24.30 [8] (0:12.23)	0:12.07 [10] (0:12.07)
Average Speed [km/h]	52.9	64.2	61.2	59.7	59.1	59.4
Top Speed [km/h]	67.3	67.2	63.5	61.1	60.6	61.2
Avg. Dist. to Rail [m]	3.0	0.5	1.8	1.0	1.2	3.0
Avg. Stride Freq. [Hz]	2.3	2.5	2.5	2.4	2.4	2.4
Avg. Stride Length [m]	6.3	7.1	6.9	6.9	6.9	6.8



- [] Ranking at each section and finish
- .-.- No data available at this section
- NA No data available



Horse/Jockey Name	Down The Barrel
Final Rank	11
Fastest Section Time (Section)	0:11.23 (1000m)
Top Speed [km/h] (Section)	66.3 (1000m)
Race State	Finished



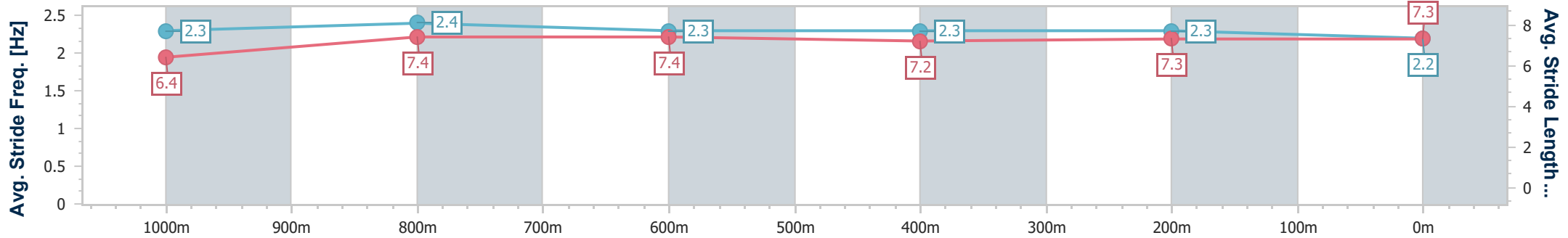
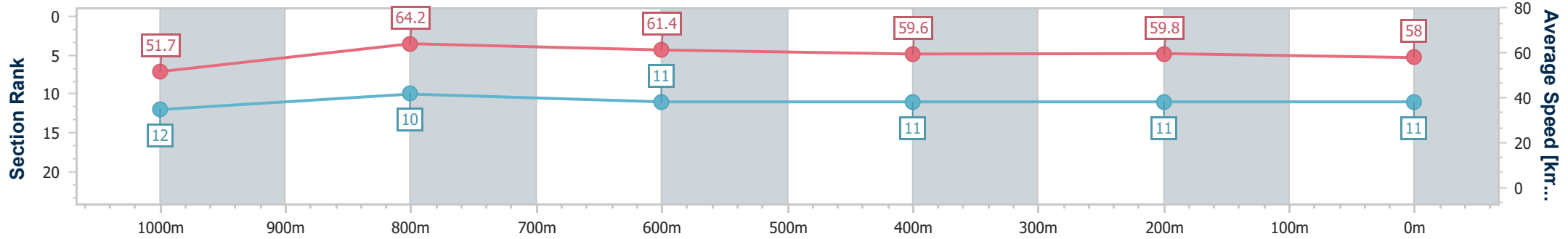
Toowoomba QLD Professional
Race 1: SHERRIN RENTALS BENCHMARK 58 Handicap - 1200m



04 January 2025 - 16:51

Track Rating: Good 4, Weather: Fine, Rail Position: True

Section	Overall	1000m	800m	600m	400m	200m
Section Times	1:13.52 [11] (0:13.95)	0:59.57 [12] (0:11.23)	0:48.34 [10] (0:11.78)	0:36.56 [11] (0:12.08)	0:24.48 [11] (0:12.10)	0:12.38 [11] (0:12.38)
Average Speed [km/h]	51.7	64.2	61.4	59.6	59.8	58.0
Top Speed [km/h]	65.6	66.3	62.7	60.4	60.8	60.1
Avg. Dist. to Rail [m]	5.1	0.4	1.0	0.4	2.0	5.5
Avg. Stride Freq. [Hz]	2.3	2.4	2.3	2.3	2.3	2.2
Avg. Stride Length [m]	6.4	7.4	7.4	7.2	7.3	7.3



- [] Ranking at each section and finish
- .-.- No data available at this section
- NA No data available



Horse/Jockey Name	Bie'res
Final Rank	12
Fastest Section Time (Section)	0:11.37 (1000m)
Top Speed [km/h] (Section)	65.9 (1000m)
Race State	Finished



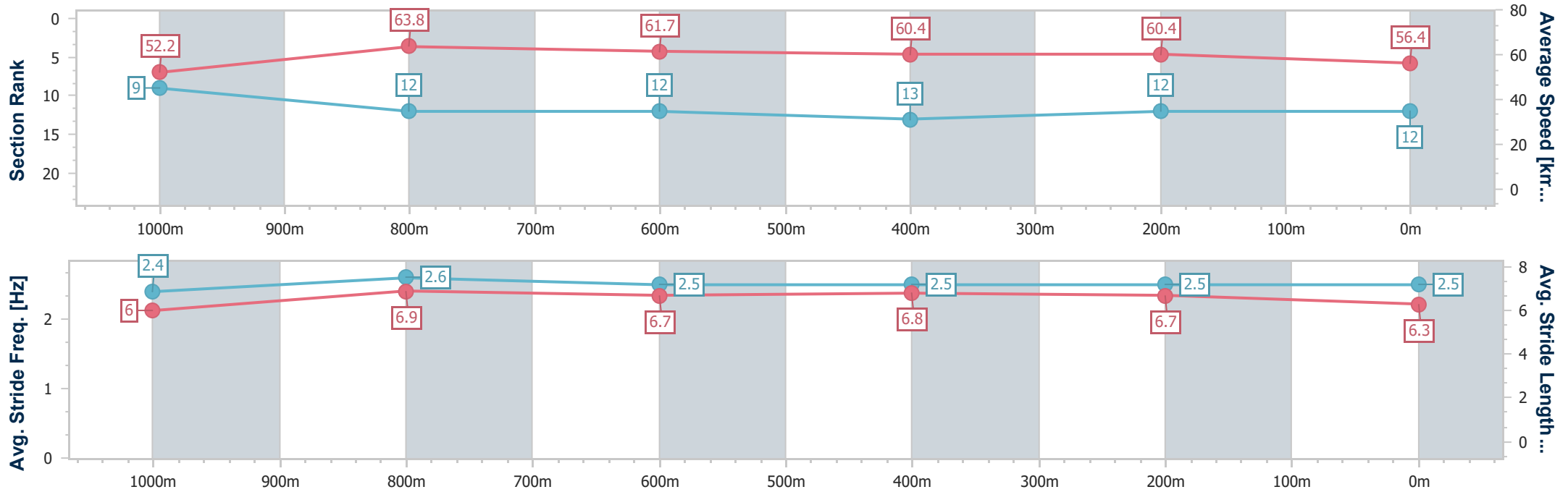
Toowoomba QLD Professional
Race 1: SHERRIN RENTALS BENCHMARK 58 Handicap - 1200m



04 January 2025 - 16:51

Track Rating: Good 4, Weather: Fine, Rail Position: True

Section	Overall	1000m	800m	600m	400m	200m
Section Times	1:13.98 [12] (0:13.82)	1:00.16 [9] (0:11.37)	0:48.79 [12] (0:11.83)	0:36.96 [12] (0:12.11)	0:24.85 [13] (0:12.10)	0:12.75 [12] (0:12.75)
Average Speed [km/h]	52.2	63.8	61.7	60.4	60.4	56.4
Top Speed [km/h]	65.1	65.9	62.5	61.6	61.4	60.4
Avg. Dist. to Rail [m]	6.2	2.4	3.9	2.8	4.7	6.9
Avg. Stride Freq. [Hz]	2.4	2.6	2.5	2.5	2.5	2.5
Avg. Stride Length [m]	6.0	6.9	6.7	6.8	6.7	6.3



- [] Ranking at each section and finish
- .-.- No data available at this section
- NA No data available



Horse/Jockey Name	Applecross
Final Rank	13
Fastest Section Time (Section)	0:11.25 (1000m)
Top Speed [km/h] (Section)	66.4 (1000m)
Race State	Finished



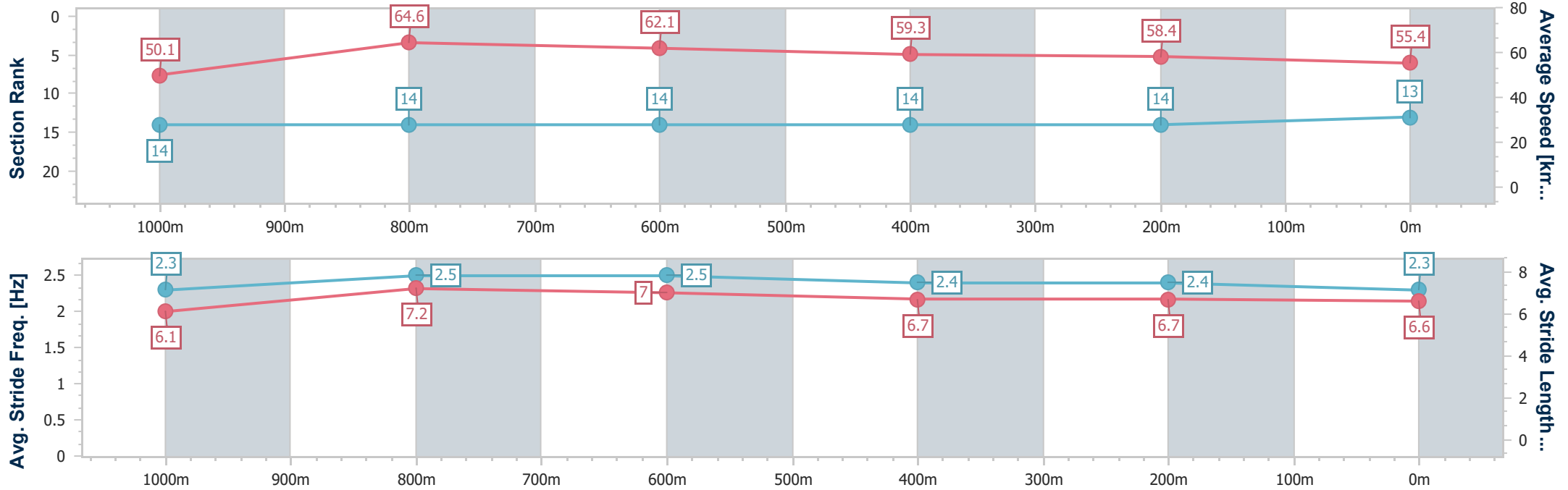
Toowoomba QLD Professional
Race 1: SHERRIN RENTALS BENCHMARK 58 Handicap - 1200m



04 January 2025 - 16:51

Track Rating: Good 4, Weather: Fine, Rail Position: True

Section	Overall	1000m	800m	600m	400m	200m
Section Times	1:14.57 [13] (0:14.38)	1:00.19 [14] (0:11.25)	0:48.94 [14] (0:11.72)	0:37.22 [14] (0:12.06)	0:25.16 [14] (0:12.21)	0:12.95 [14] (0:12.95)
Average Speed [km/h]	50.1	64.6	62.1	59.3	58.4	55.4
Top Speed [km/h]	63.8	66.4	63.7	60.5	59.3	56.8
Avg. Dist. to Rail [m]	10.5	3.0	2.9	1.3	2.7	1.0
Avg. Stride Freq. [Hz]	2.3	2.5	2.5	2.4	2.4	2.3
Avg. Stride Length [m]	6.1	7.2	7.0	6.7	6.7	6.6



- [] Ranking at each section and finish
- .-.- No data available at this section
- NA No data available



Horse/Jockey Name	So Bright
Final Rank	14
Fastest Section Time (Section)	0:11.24 (1000m)
Top Speed [km/h] (Section)	67.1 (Overall)
Race State	Finished



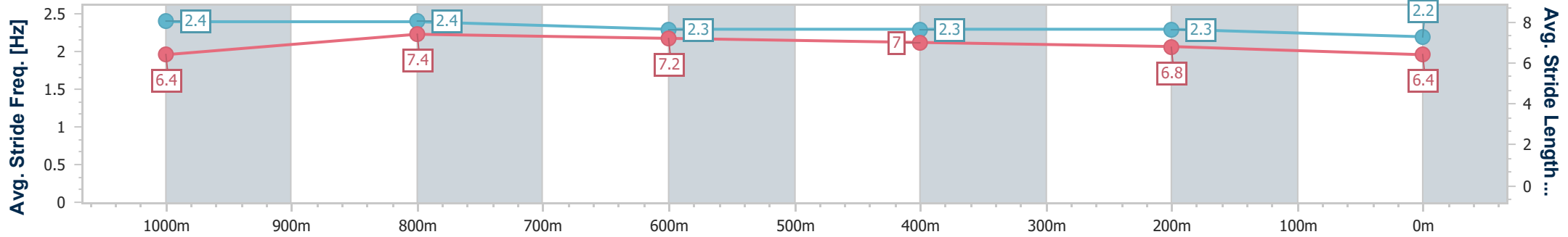
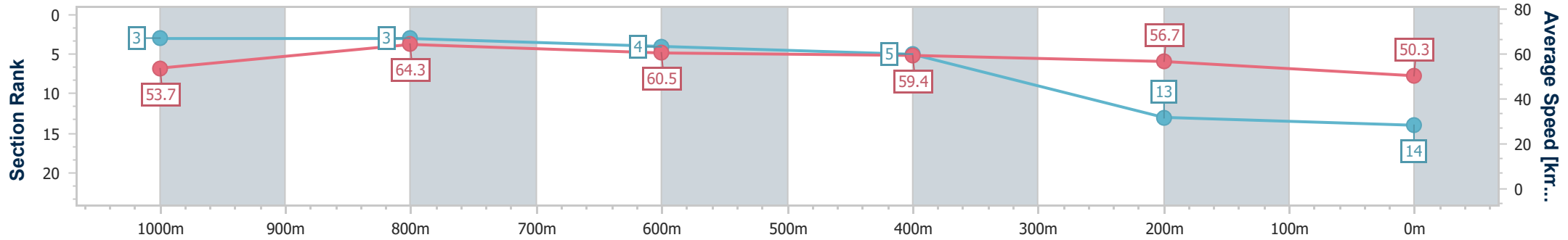
Toowoomba QLD Professional
Race 1: SHERRIN RENTALS BENCHMARK 58 Handicap - 1200m



04 January 2025 - 16:51

Track Rating: Good 4, Weather: Fine, Rail Position: True

Section	Overall	1000m	800m	600m	400m	200m
Section Times	1:15.64 [14] (0:13.42)	1:02.22 [3] (0:11.24)	0:50.98 [3] (0:11.95)	0:39.03 [4] (0:12.11)	0:26.92 [5] (0:12.64)	0:14.28 [13] (0:14.28)
Average Speed [km/h]	53.7	64.3	60.5	59.4	56.7	50.3
Top Speed [km/h]	67.1	66.9	62.7	61.1	58.5	54.9
Avg. Dist. to Rail [m]	1.4	1.1	1.2	0.7	0.7	0.4
Avg. Stride Freq. [Hz]	2.4	2.4	2.3	2.3	2.3	2.2
Avg. Stride Length [m]	6.4	7.4	7.2	7.0	6.8	6.4



- [] Ranking at each section and finish
- .-.- No data available at this section
- NA No data available