



# Toowoomba QLD Professional

## Race 1: SHERRIN RENTALS BENCHMARK 58 Handicap - 1200m

04 January 2025 - 16:51



Track Rating: Good 4, Weather: Fine, Rail Position: True

Section												Last 600m		
Field Times												0:36.00		
	Overall	1000m	800m	600m	400m	200m								
	1:12.20 (0:13.23)	0:58.97 (0:11.06)	0:47.91 (0:11.91)	0:36.00 (0:12.01)	0:23.99 (0:12.01)	0:11.98 (0:11.98)								
Rank	TAB	Horse/Jockey	Barrier	Top Speed [km/h]	Fastest Section								Margin	Distance Travelled [m]
1	15	<b>BORN FEARLESS</b> Nathan Fazackerley	10	66.7 1000m	0:11.44 1000m	1:12.20 [1] (0:14.00)	0:58.20 [13] (0:11.44)	0:46.76 [13] (0:11.73)	0:35.03 [13] (0:11.92)	0:23.11 [12] (0:11.61)	0:11.50 [8] (0:11.50)	1:12.20	0:35.03	
2	6	<b>EARL OF DEVON</b> Shania Willis	11	66.9 Overall	0:11.19 1000m	1:12.33 [2] (0:13.52)	0:58.81 [6] (0:11.19)	0:47.62 [4] (0:11.76)	0:35.86 [3] (0:12.01)	0:23.85 [3] (0:11.87)	0:11.98 [2] (0:11.98)	0.8L	0:35.86	-6
3	14	<b>HARD TO DISMISS</b> Rob Thorburn	5	66.7 Overall	0:11.42 1000m	1:12.33 [3] (0:13.47)	0:58.86 [5] (0:11.42)	0:47.44 [6] (0:11.75)	0:35.69 [5] (0:11.96)	0:23.73 [4] (0:11.88)	0:11.85 [4] (0:11.85)	0.9L	0:35.69	-4
4	5	<b>TOUCH OF GRACIE</b> Chris Whiteley	4	66.8 1000m	0:11.30 1000m	1:12.48 [4] (0:13.83)	0:58.65 [10] (0:11.30)	0:47.35 [9] (0:11.72)	0:35.63 [9] (0:11.95)	0:23.68 [9] (0:11.78)	0:11.90 [6] (0:11.90)	1.7L	0:35.63	-13
5	9	<b>GOOD TIMES AGAIN</b> Simon Miller	7	66.2 1000m	0:11.37 1000m	1:12.51 [5] (0:13.62)	0:58.89 [7] (0:11.37)	0:47.52 [8] (0:11.71)	0:35.81 [6] (0:12.03)	0:23.78 [7] (0:11.85)	0:11.93 [7] (0:11.93)	1.9L	0:35.81	-6
6	2	<b>BOOM IN THE DARK</b> Chelsea Baker	13	69.6 1000m	0:11.06 1000m	1:12.54 [6] (0:13.23)	0:59.31 [1] (0:11.06)	0:48.25 [1] (0:11.91)	0:36.34 [1] (0:12.01)	0:24.33 [1] (0:12.01)	0:12.32 [1] (0:12.32)	2.1L	0:36.34	-10
7	4	<b>SECRET SPY</b> Nozi Tomizawa	14	66.8 1000m	0:11.26 1000m	1:12.84 [7] (0:13.92)	0:58.92 [11] (0:11.26)	0:47.66 [10] (0:11.72)	0:35.94 [10] (0:12.02)	0:23.92 [10] (0:11.80)	0:12.12 [9] (0:12.12)	3.6L	0:35.94	+0
8	1	<b>BEIRUT MISS</b> Dylan Bennett	9	67.6 Overall	0:11.32 1000m	1:12.88 [8] (0:13.23)	0:59.65 [2] (0:11.32)	0:48.33 [2] (0:11.81)	0:36.52 [2] (0:11.98)	0:24.54 [2] (0:12.02)	0:12.52 [3] (0:12.52)	3.8L	0:36.52	-6
9	7	<b>ELECTRIC ARROW</b> Amy Graham	2	67.5 Overall	0:11.38 1000m	1:12.89 [9] (0:13.43)	0:59.46 [4] (0:11.38)	0:48.08 [5] (0:11.90)	0:36.18 [7] (0:12.01)	0:24.17 [6] (0:11.84)	0:12.33 [5] (0:12.33)	3.9L	0:36.18	-11
10	21	<b>ROSTOPCHIN</b> Kenji Yoshida	3	67.3 Overall	0:11.24 1000m	1:13.08 [10] (0:13.68)	0:59.40 [8] (0:11.24)	0:48.16 [7] (0:11.80)	0:36.36 [8] (0:12.06)	0:24.30 [8] (0:12.23)	0:12.07 [10] (0:12.07)	4.9L	0:36.36	-12

Scratched: Chinchilla Ahead (#3), Fiery Ring (#8), All England (#12), Our Drummer (#16), Paper Cowboy (#17), Like Smoke (#10), Prometio Mas (#18), Grandeur Rose (#20)

[ ] Ranking at each section and finish  
 -:-:- No data available at this section  
 NA No data available

SCN Saddle cloth number  
 DNF Did not finish  
 DNT Did not track



# Toowoomba QLD Professional

## Race 1: SHERRIN RENTALS BENCHMARK 58 Handicap - 1200m

04 January 2025 - 16:51



Track Rating: Good 4, Weather: Fine, Rail Position: True

Section		Overall	1000m	800m	600m	400m	200m	Last 600m					
Field Times		1:12.20 (0:13.23)	0:58.97 (0:11.06)	0:47.91 (0:11.91)	0:36.00 (0:12.01)	0:23.99 (0:12.01)	0:11.98 (0:11.98)	0:36.00					
Rank	TAB Horse/Jockey	Barrier	Top Speed [km/h]	Fastest Section	Margin							Distance Travelled [m]	
11	19 DOWN THE BARREL Madeleine Wishart	8	66.3 1000m	0:11.23 1000m	1:13.52 [11] (0:13.95)	0:59.57 [12] (0:11.23)	0:48.34 [10] (0:11.78)	0:36.56 [11] (0:12.08)	0:24.48 [11] (0:12.10)	0:12.38 [11] (0:12.38)	7.4L	0:36.56	-12
12	13 BIE'RES Jackson Murphy	6	65.9 1000m	0:11.37 1000m	1:13.98 [12] (0:13.82)	1:00.16 [9] (0:11.37)	0:48.79 [12] (0:11.83)	0:36.96 [12] (0:12.11)	0:24.85 [13] (0:12.10)	0:12.75 [12] (0:12.75)	9.9L	0:36.96	-4
13	22 APPLECROSS Ty Wheeler	12	66.4 1000m	0:11.25 1000m	1:14.57 [13] (0:14.38)	1:00.19 [14] (0:11.25)	0:48.94 [14] (0:11.72)	0:37.22 [14] (0:12.06)	0:25.16 [14] (0:12.21)	0:12.95 [14] (0:12.95)	13.2L	0:37.22	-14
14	11 SO BRIGHT Les Tilley	1	67.1 Overall	0:11.24 1000m	1:15.64 [14] (0:13.42)	1:02.22 [3] (0:11.24)	0:50.98 [3] (0:11.95)	0:39.03 [4] (0:12.11)	0:26.92 [5] (0:12.64)	0:14.28 [13] (0:14.28)	19.5L	0:39.03	-14

Scratched: Chinchilla Ahead (#3), Fiery Ring (#8), All England (#12), Our Drummer (#16), Paper Cowboy (#17), Like Smoke (#10), Prometio Mas (#18), Grandeur Rose (#20)

[ ] Ranking at each section and finish  
 -:-:-:- No data available at this section  
 NA No data available

SCN Saddle cloth number  
 DNF Did not finish  
 DNT Did not track



Horse/Jockey Name	Born Fearless
Final Rank	1
Fastest Section Time (Section)	0:11.44 (1000m)
Top Speed [km/h] (Section)	66.7 (1000m)
Race State	Finished



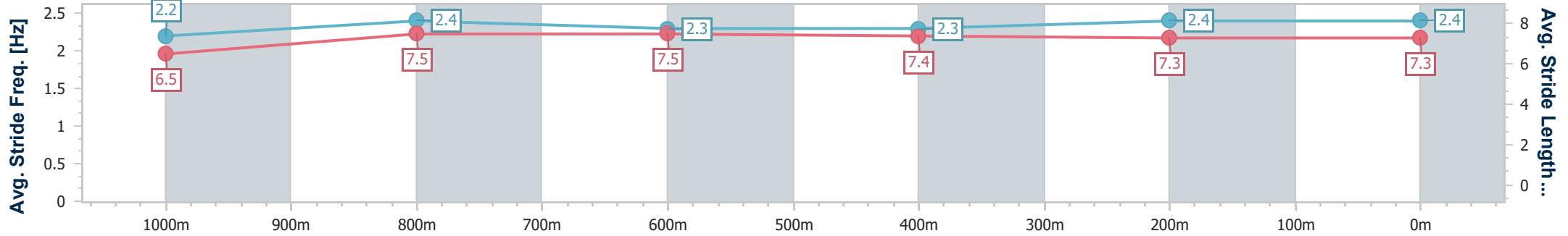
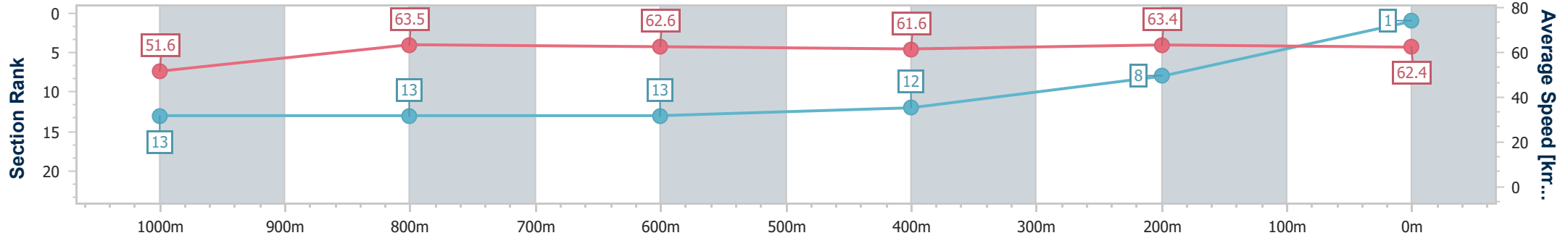
Toowoomba QLD Professional  
Race 1: SHERRIN RENTALS BENCHMARK 58 Handicap - 1200m



04 January 2025 - 16:51

Track Rating: Good 4, Weather: Fine, Rail Position: True

Section	Overall	1000m	800m	600m	400m	200m
Section Times	1:12.20 [1] (0:14.00)	0:58.20 [13] (0:11.44)	0:46.76 [13] (0:11.73)	0:35.03 [13] (0:11.92)	0:23.11 [12] (0:11.61)	0:11.50 [8] (0:11.50)
Average Speed [km/h]	51.6	63.5	62.6	61.6	63.4	62.4
Top Speed [km/h]	65.2	66.7	63.6	62.4	64.7	64.1
Avg. Dist. to Rail [m]	7.6	4.0	5.1	4.1	5.7	7.5
Avg. Stride Freq. [Hz]	2.2	2.4	2.3	2.3	2.4	2.4
Avg. Stride Length [m]	6.5	7.5	7.5	7.4	7.3	7.3



- [ ] Ranking at each section and finish
- .-.- No data available at this section
- NA No data available



Horse/Jockey Name	Earl Of Devon
Final Rank	2
Fastest Section Time (Section)	0:11.19 (1000m)
Top Speed [km/h] (Section)	66.9 (Overall)
Race State	Finished



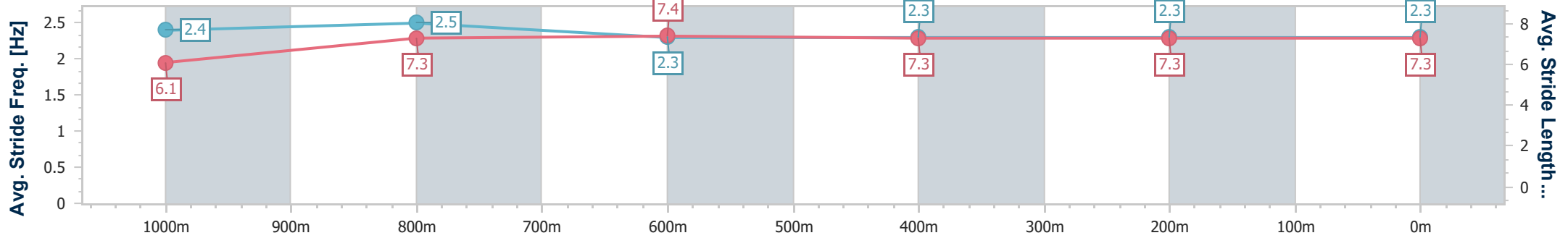
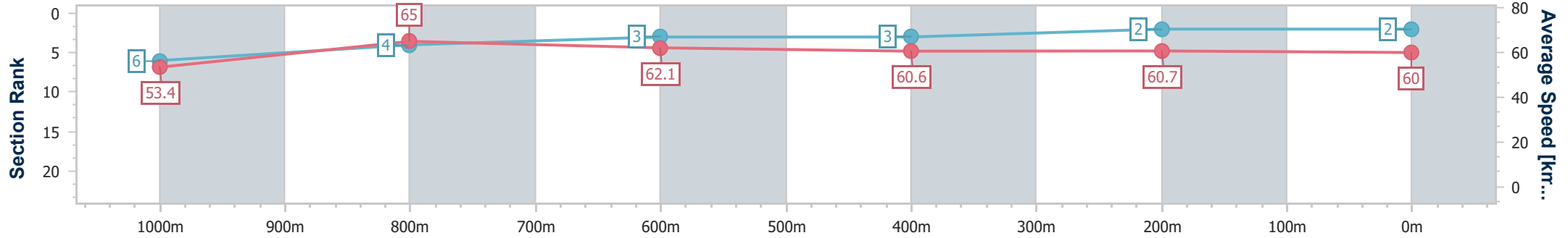
Toowoomba QLD Professional  
Race 1: SHERRIN RENTALS BENCHMARK 58 Handicap - 1200m



04 January 2025 - 16:51

Track Rating: Good 4, Weather: Fine, Rail Position: True

Section	Overall	1000m	800m	600m	400m	200m
Section Times	1:12.33 [2] (0:13.52)	0:58.81 [6] (0:11.19)	0:47.62 [4] (0:11.76)	0:35.86 [3] (0:12.01)	0:23.85 [3] (0:11.87)	0:11.98 [2] (0:11.98)
Average Speed [km/h]	53.4	65.0	62.1	60.6	60.7	60.0
Top Speed [km/h]	66.9	66.8	63.7	61.1	61.7	60.6
Avg. Dist. to Rail [m]	8.7	4.0	3.8	2.3	1.0	1.3
Avg. Stride Freq. [Hz]	2.4	2.5	2.3	2.3	2.3	2.3
Avg. Stride Length [m]	6.1	7.3	7.4	7.3	7.3	7.3



- [ ] Ranking at each section and finish
- .-.- No data available at this section
- NA No data available



Horse/Jockey Name	Hard To Dismiss
Final Rank	3
Fastest Section Time (Section)	0:11.42 (1000m)
Top Speed [km/h] (Section)	66.7 (Overall)
Race State	Finished



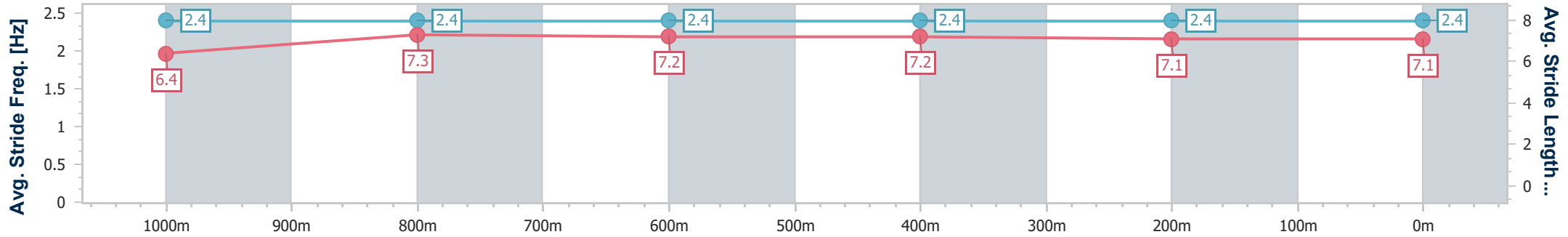
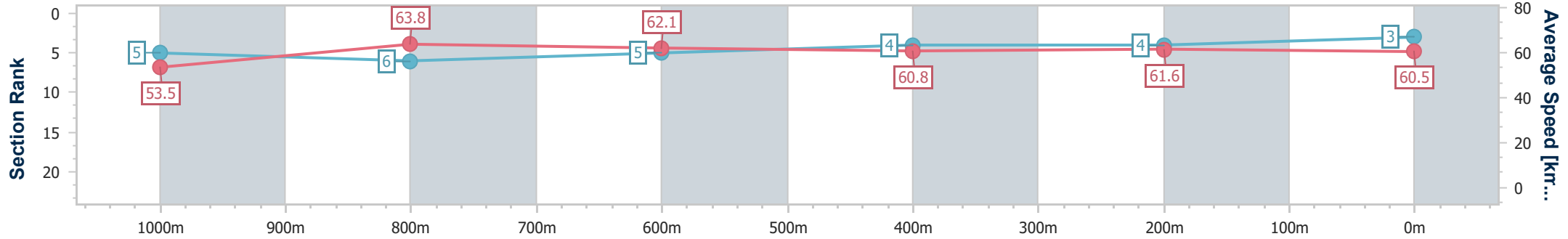
Toowoomba QLD Professional  
Race 1: SHERRIN RENTALS BENCHMARK 58 Handicap - 1200m



04 January 2025 - 16:51

Track Rating: Good 4, Weather: Fine, Rail Position: True

Section	Overall	1000m	800m	600m	400m	200m
Section Times	1:12.33 [3] (0:13.47)	0:58.86 [5] (0:11.42)	0:47.44 [6] (0:11.75)	0:35.69 [5] (0:11.96)	0:23.73 [4] (0:11.88)	0:11.85 [4] (0:11.85)
Average Speed [km/h]	53.5	63.8	62.1	60.8	61.6	60.5
Top Speed [km/h]	66.7	66.0	63.5	61.6	62.3	62.5
Avg. Dist. to Rail [m]	6.0	3.5	3.7	2.5	3.7	2.8
Avg. Stride Freq. [Hz]	2.4	2.4	2.4	2.4	2.4	2.4
Avg. Stride Length [m]	6.4	7.3	7.2	7.2	7.1	7.1



- [ ] Ranking at each section and finish
- .-.- No data available at this section
- NA No data available



Horse/Jockey Name	Touch Of Gracie
Final Rank	4
Fastest Section Time (Section)	0:11.30 (1000m)
Top Speed [km/h] (Section)	66.8 (1000m)
Race State	Finished



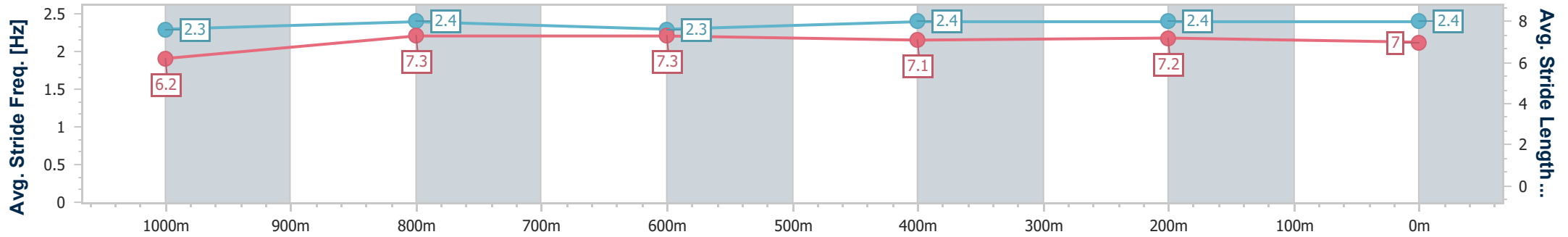
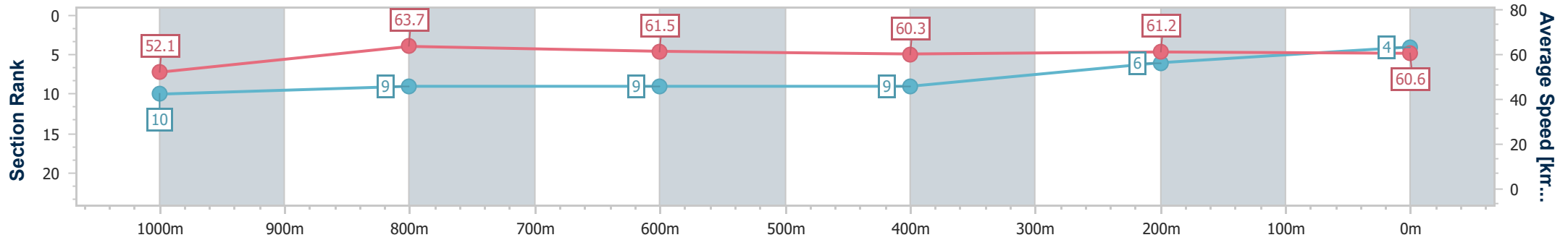
Toowoomba QLD Professional  
Race 1: SHERRIN RENTALS BENCHMARK 58 Handicap - 1200m



04 January 2025 - 16:51

Track Rating: Good 4, Weather: Fine, Rail Position: True

Section	Overall	1000m	800m	600m	400m	200m
Section Times	1:12.48 [4] (0:13.83)	0:58.65 [10] (0:11.30)	0:47.35 [9] (0:11.72)	0:35.63 [9] (0:11.95)	0:23.68 [9] (0:11.78)	0:11.90 [6] (0:11.90)
Average Speed [km/h]	52.1	63.7	61.5	60.3	61.2	60.6
Top Speed [km/h]	66.4	66.8	63.5	61.3	63.4	62.8
Avg. Dist. to Rail [m]	2.9	0.4	0.6	0.4	0.7	0.9
Avg. Stride Freq. [Hz]	2.3	2.4	2.3	2.4	2.4	2.4
Avg. Stride Length [m]	6.2	7.3	7.3	7.1	7.2	7.0



- [ ] Ranking at each section and finish
- .-.- No data available at this section
- NA No data available



Horse/Jockey Name	Good Times Again
Final Rank	5
Fastest Section Time (Section)	0:11.37 (1000m)
Top Speed [km/h] (Section)	66.2 (1000m)
Race State	Finished



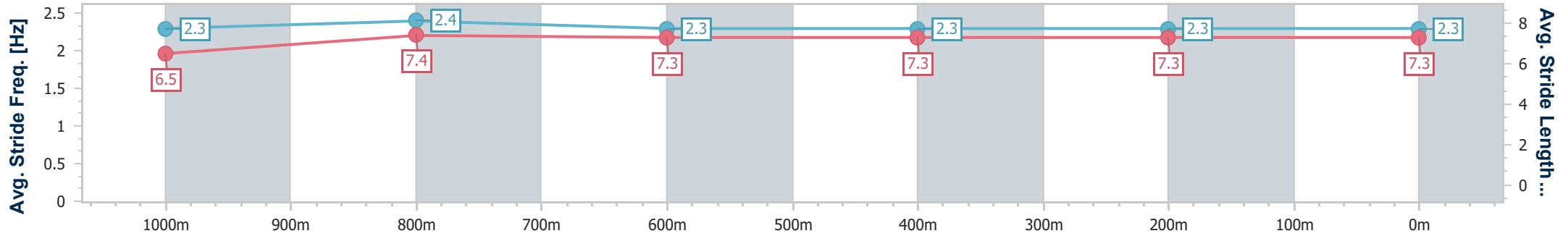
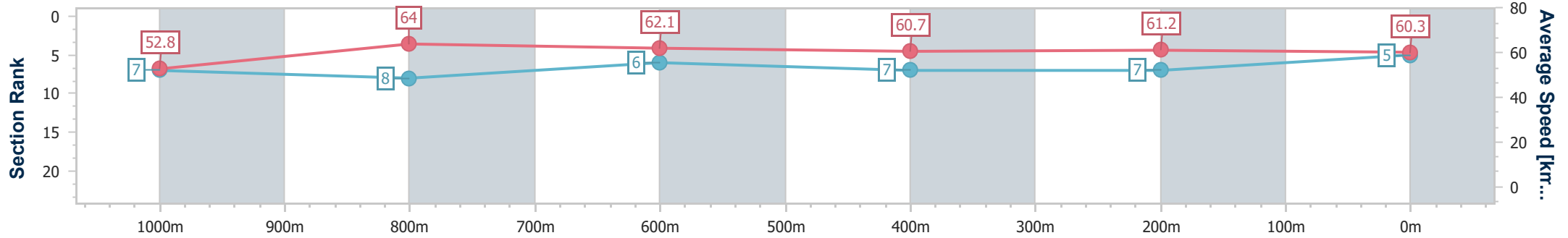
Toowoomba QLD Professional  
Race 1: SHERRIN RENTALS BENCHMARK 58 Handicap - 1200m



04 January 2025 - 16:51

Track Rating: Good 4, Weather: Fine, Rail Position: True

Section	Overall	1000m	800m	600m	400m	200m
Section Times	1:12.51 [5] (0:13.62)	0:58.89 [7] (0:11.37)	0:47.52 [8] (0:11.71)	0:35.81 [6] (0:12.03)	0:23.78 [7] (0:11.85)	0:11.93 [7] (0:11.93)
Average Speed [km/h]	52.8	64.0	62.1	60.7	61.2	60.3
Top Speed [km/h]	65.7	66.2	63.8	62.6	62.7	61.1
Avg. Dist. to Rail [m]	5.9	3.0	3.3	2.6	3.1	4.6
Avg. Stride Freq. [Hz]	2.3	2.4	2.3	2.3	2.3	2.3
Avg. Stride Length [m]	6.5	7.4	7.3	7.3	7.3	7.3



- [ ] Ranking at each section and finish
- .-.- No data available at this section
- NA No data available



Horse/Jockey Name	Boom In The Dark
Final Rank	6
Fastest Section Time (Section)	0:11.06 (1000m)
Top Speed [km/h] (Section)	69.6 (1000m)
Race State	Finished



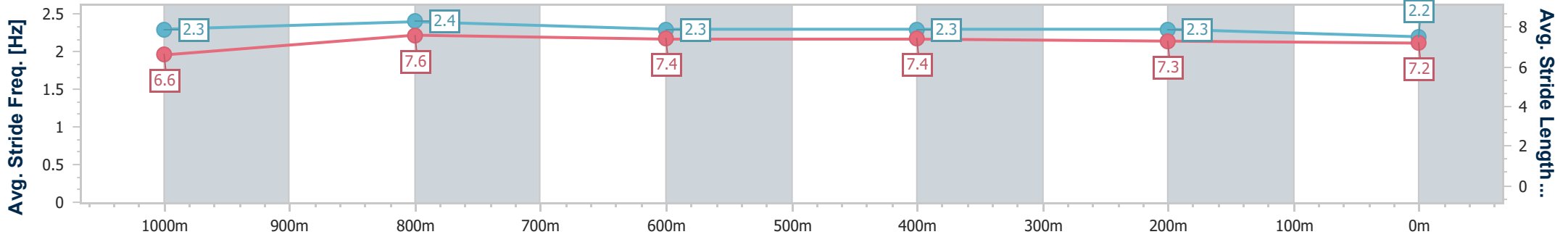
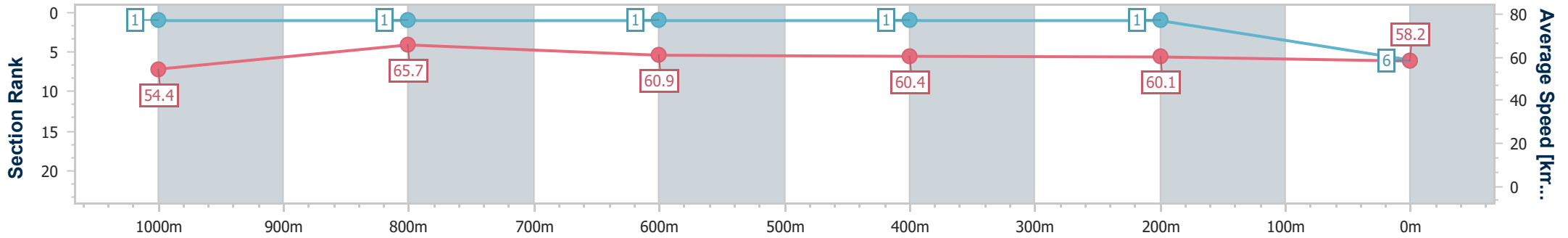
Toowoomba QLD Professional  
Race 1: SHERRIN RENTALS BENCHMARK 58 Handicap - 1200m



04 January 2025 - 16:51

Track Rating: Good 4, Weather: Fine, Rail Position: True

Section	Overall	1000m	800m	600m	400m	200m
Section Times	1:12.54 [6] (0:13.23)	0:59.31 [1] (0:11.06)	0:48.25 [1] (0:11.91)	0:36.34 [1] (0:12.01)	0:24.33 [1] (0:12.01)	0:12.32 [1] (0:12.32)
Average Speed [km/h]	54.4	65.7	60.9	60.4	60.1	58.2
Top Speed [km/h]	68.8	69.6	61.6	61.7	62.0	59.7
Avg. Dist. to Rail [m]	12.5	3.8	1.7	1.0	1.0	1.0
Avg. Stride Freq. [Hz]	2.3	2.4	2.3	2.3	2.3	2.2
Avg. Stride Length [m]	6.6	7.6	7.4	7.4	7.3	7.2



- [ ] Ranking at each section and finish
- .-.- No data available at this section
- NA No data available





Horse/Jockey Name	Secret Spy
Final Rank	7
Fastest Section Time (Section)	0:11.26 (1000m)
Top Speed [km/h] (Section)	66.8 (1000m)
Race State	Finished



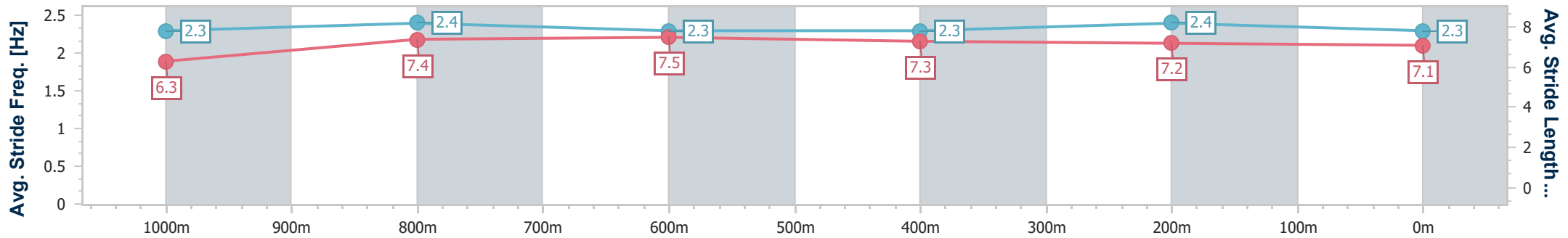
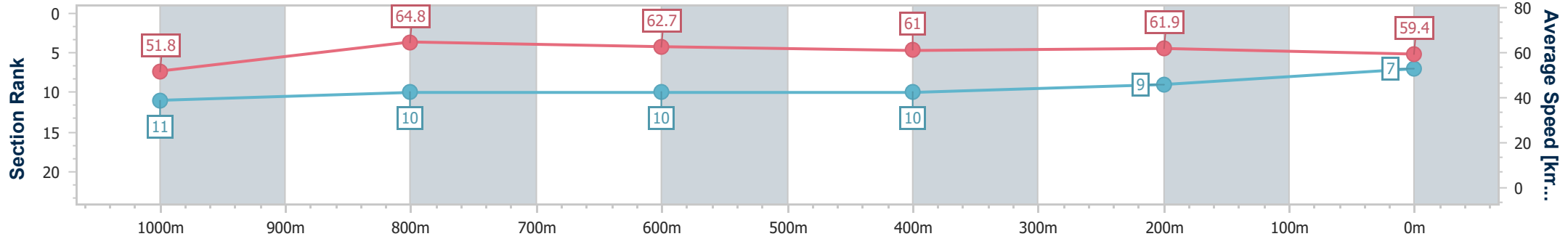
Toowoomba QLD Professional  
Race 1: SHERRIN RENTALS BENCHMARK 58 Handicap - 1200m



04 January 2025 - 16:51

Track Rating: Good 4, Weather: Fine, Rail Position: True

Section	Overall	1000m	800m	600m	400m	200m
Section Times	1:12.84 [7] (0:13.92)	0:58.92 [11] (0:11.26)	0:47.66 [10] (0:11.72)	0:35.94 [10] (0:12.02)	0:23.92 [10] (0:11.80)	0:12.12 [9] (0:12.12)
Average Speed [km/h]	51.8	64.8	62.7	61.0	61.9	59.4
Top Speed [km/h]	66.6	66.8	64.2	63.1	62.5	62.0
Avg. Dist. to Rail [m]	10.9	4.4	4.7	3.9	4.6	6.6
Avg. Stride Freq. [Hz]	2.3	2.4	2.3	2.3	2.4	2.3
Avg. Stride Length [m]	6.3	7.4	7.5	7.3	7.2	7.1



- [ ] Ranking at each section and finish
- .-.- No data available at this section
- NA No data available



Horse/Jockey Name	Beirut Miss
Final Rank	8
Fastest Section Time (Section)	0:11.32 (1000m)
Top Speed [km/h] (Section)	67.6 (Overall)
Race State	Finished



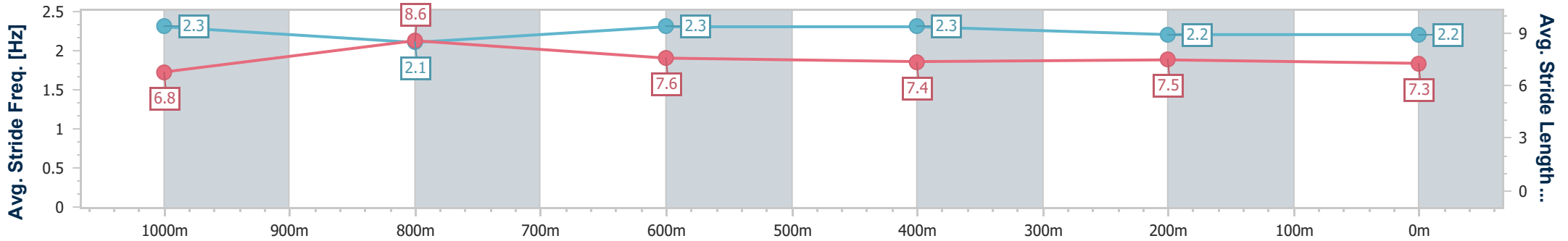
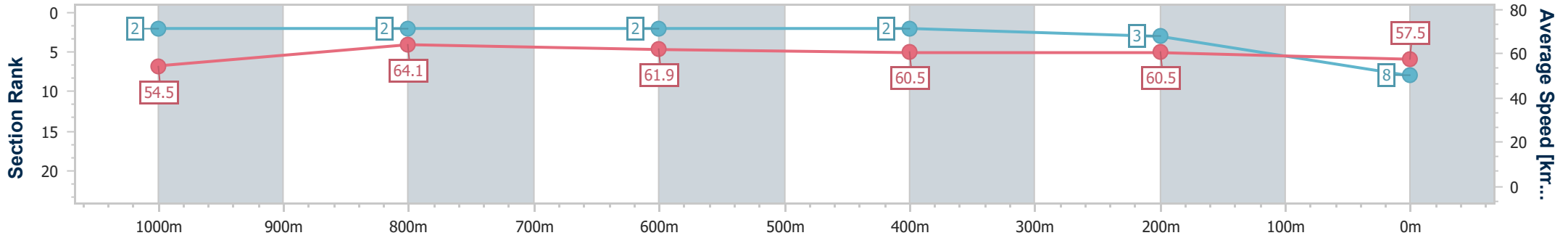
Toowoomba QLD Professional  
Race 1: SHERRIN RENTALS BENCHMARK 58 Handicap - 1200m



04 January 2025 - 16:51

Track Rating: Good 4, Weather: Fine, Rail Position: True

Section	Overall	1000m	800m	600m	400m	200m
Section Times	1:12.88 [8] (0:13.23)	0:59.65 [2] (0:11.32)	0:48.33 [2] (0:11.81)	0:36.52 [2] (0:11.98)	0:24.54 [2] (0:12.02)	0:12.52 [3] (0:12.52)
Average Speed [km/h]	54.5	64.1	61.9	60.5	60.5	57.5
Top Speed [km/h]	67.6	66.9	63.0	61.5	61.9	59.2
Avg. Dist. to Rail [m]	6.7	2.6	3.4	1.8	1.9	2.0
Avg. Stride Freq. [Hz]	2.3	2.1	2.3	2.3	2.2	2.2
Avg. Stride Length [m]	6.8	8.6	7.6	7.4	7.5	7.3



- [ ] Ranking at each section and finish
- .-.- No data available at this section
- NA No data available



Horse/Jockey Name	Electric Arrow
Final Rank	9
Fastest Section Time (Section)	0:11.38 (1000m)
Top Speed [km/h] (Section)	67.5 (Overall)
Race State	Finished



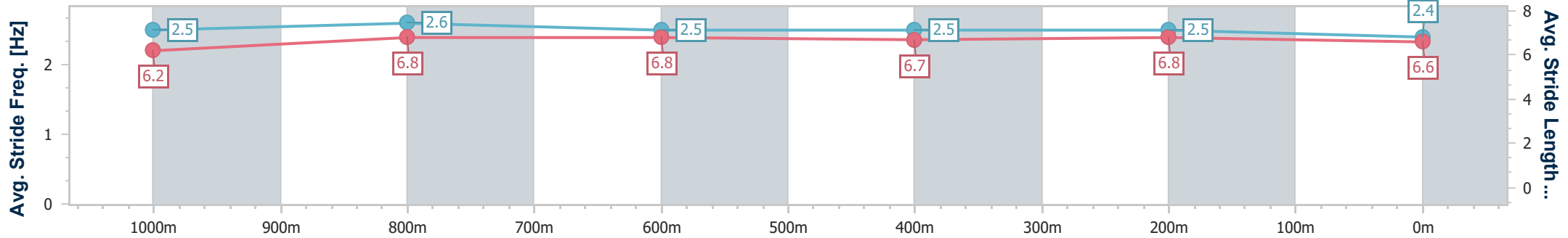
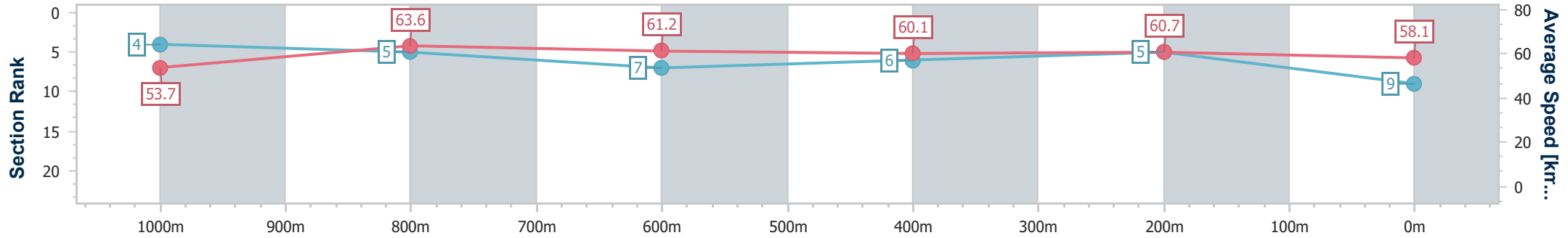
Toowoomba QLD Professional  
Race 1: SHERRIN RENTALS BENCHMARK 58 Handicap - 1200m



04 January 2025 - 16:51

Track Rating: Good 4, Weather: Fine, Rail Position: True

Section	Overall	1000m	800m	600m	400m	200m
Section Times	1:12.89 [9] (0:13.43)	0:59.46 [4] (0:11.38)	0:48.08 [5] (0:11.90)	0:36.18 [7] (0:12.01)	0:24.17 [6] (0:11.84)	0:12.33 [5] (0:12.33)
Average Speed [km/h]	53.7	63.6	61.2	60.1	60.7	58.1
Top Speed [km/h]	67.5	66.5	62.9	61.2	61.2	60.0
Avg. Dist. to Rail [m]	3.2	2.1	3.5	1.0	1.0	1.7
Avg. Stride Freq. [Hz]	2.5	2.6	2.5	2.5	2.5	2.4
Avg. Stride Length [m]	6.2	6.8	6.8	6.7	6.8	6.6



- [ ] Ranking at each section and finish
- .-.- No data available at this section
- NA No data available



Horse/Jockey Name	Rostopchin
Final Rank	10
Fastest Section Time (Section)	0:11.24 (1000m)
Top Speed [km/h] (Section)	67.3 (Overall)
Race State	Finished



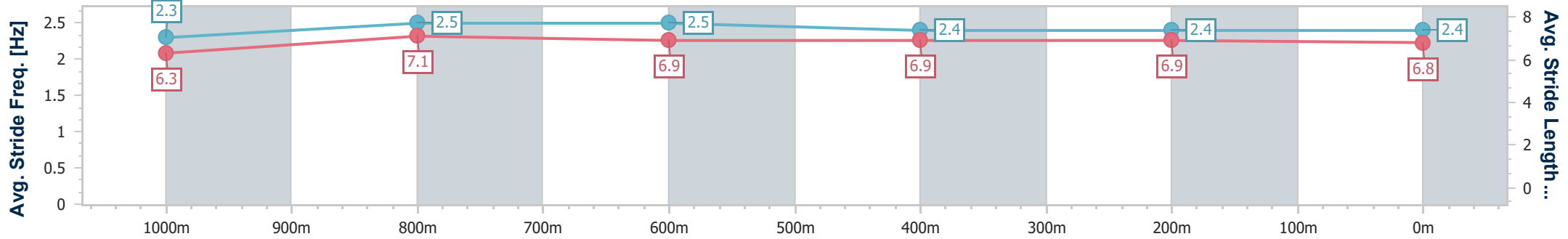
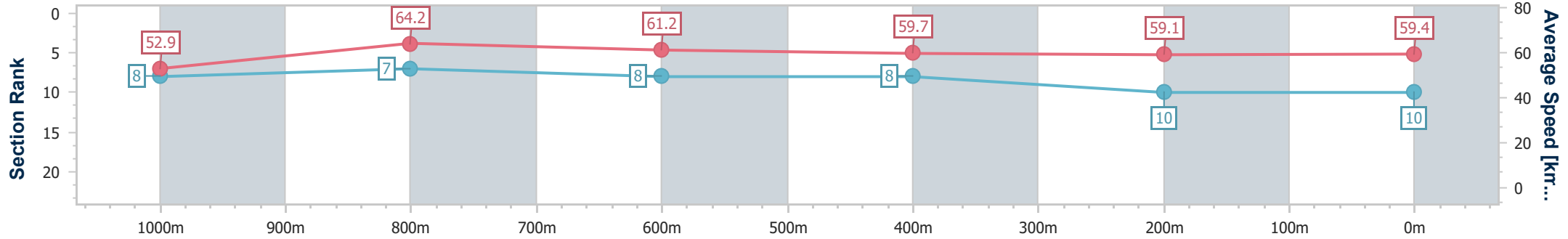
Toowoomba QLD Professional  
Race 1: SHERRIN RENTALS BENCHMARK 58 Handicap - 1200m



04 January 2025 - 16:51

Track Rating: Good 4, Weather: Fine, Rail Position: True

Section	Overall	1000m	800m	600m	400m	200m
Section Times	1:13.08 [10] (0:13.68)	0:59.40 [8] (0:11.24)	0:48.16 [7] (0:11.80)	0:36.36 [8] (0:12.06)	0:24.30 [8] (0:12.23)	0:12.07 [10] (0:12.07)
Average Speed [km/h]	52.9	64.2	61.2	59.7	59.1	59.4
Top Speed [km/h]	67.3	67.2	63.5	61.1	60.6	61.2
Avg. Dist. to Rail [m]	3.0	0.5	1.8	1.0	1.2	3.0
Avg. Stride Freq. [Hz]	2.3	2.5	2.5	2.4	2.4	2.4
Avg. Stride Length [m]	6.3	7.1	6.9	6.9	6.9	6.8



- [ ] Ranking at each section and finish
- .-.- No data available at this section
- NA No data available



Horse/Jockey Name	Down The Barrel
Final Rank	11
Fastest Section Time (Section)	0:11.23 (1000m)
Top Speed [km/h] (Section)	66.3 (1000m)
Race State	Finished



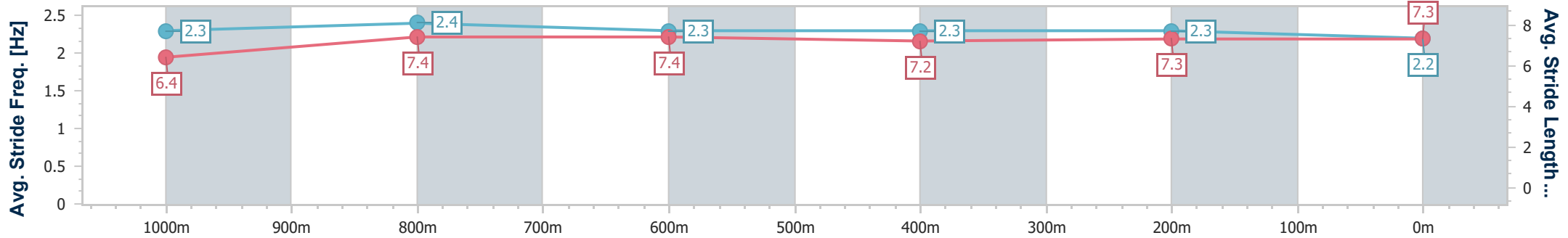
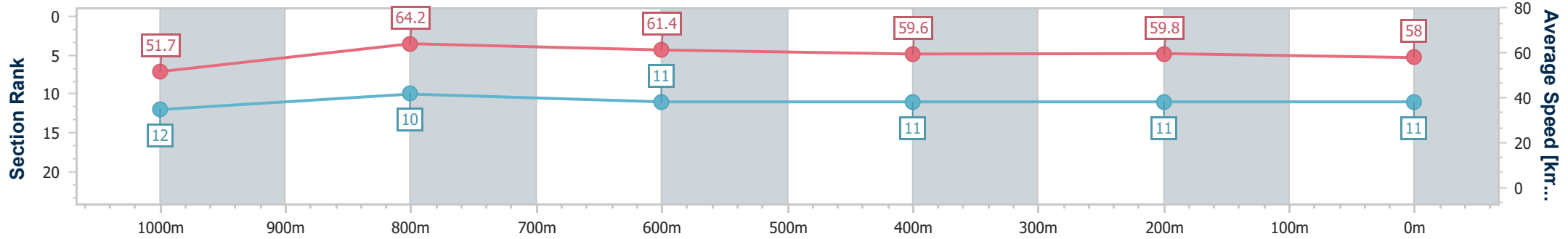
Toowoomba QLD Professional  
Race 1: SHERRIN RENTALS BENCHMARK 58 Handicap - 1200m



04 January 2025 - 16:51

Track Rating: Good 4, Weather: Fine, Rail Position: True

Section	Overall	1000m	800m	600m	400m	200m
Section Times	1:13.52 [11] (0:13.95)	0:59.57 [12] (0:11.23)	0:48.34 [10] (0:11.78)	0:36.56 [11] (0:12.08)	0:24.48 [11] (0:12.10)	0:12.38 [11] (0:12.38)
Average Speed [km/h]	51.7	64.2	61.4	59.6	59.8	58.0
Top Speed [km/h]	65.6	66.3	62.7	60.4	60.8	60.1
Avg. Dist. to Rail [m]	5.1	0.4	1.0	0.4	2.0	5.5
Avg. Stride Freq. [Hz]	2.3	2.4	2.3	2.3	2.3	2.2
Avg. Stride Length [m]	6.4	7.4	7.4	7.2	7.3	7.3



- [ ] Ranking at each section and finish
- .-.- No data available at this section
- NA No data available



Horse/Jockey Name	Bie'res
Final Rank	12
Fastest Section Time (Section)	0:11.37 (1000m)
Top Speed [km/h] (Section)	65.9 (1000m)
Race State	Finished



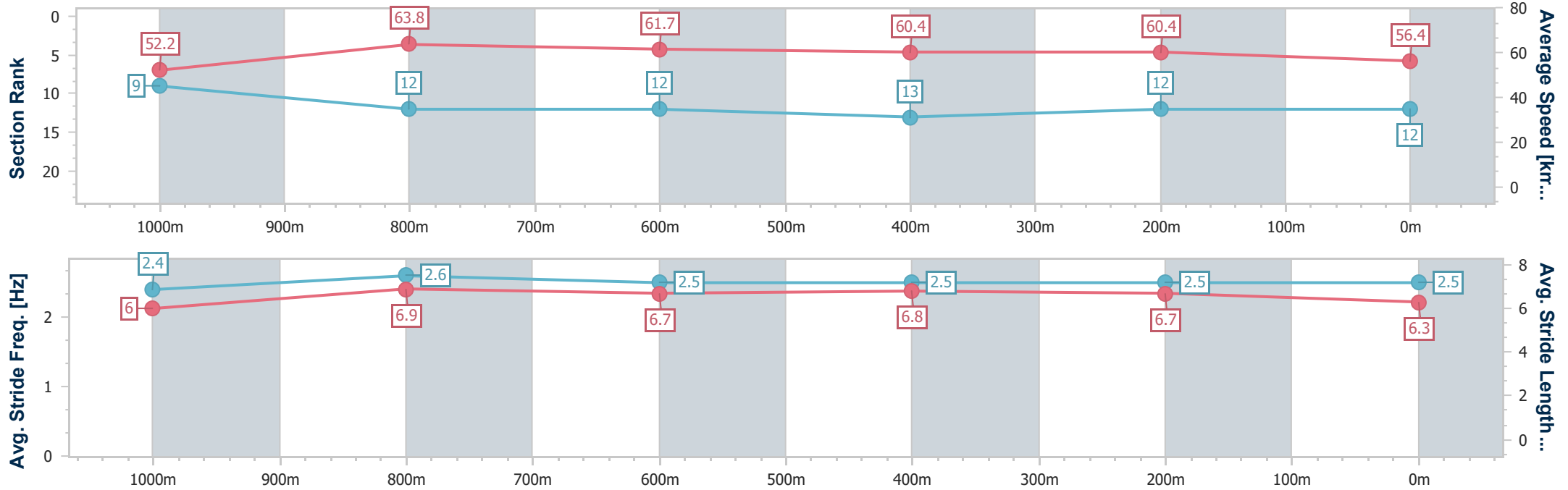
Toowoomba QLD Professional  
Race 1: SHERRIN RENTALS BENCHMARK 58 Handicap - 1200m



04 January 2025 - 16:51

Track Rating: Good 4, Weather: Fine, Rail Position: True

Section	Overall	1000m	800m	600m	400m	200m
Section Times	1:13.98 [12] (0:13.82)	1:00.16 [9] (0:11.37)	0:48.79 [12] (0:11.83)	0:36.96 [12] (0:12.11)	0:24.85 [13] (0:12.10)	0:12.75 [12] (0:12.75)
Average Speed [km/h]	52.2	63.8	61.7	60.4	60.4	56.4
Top Speed [km/h]	65.1	65.9	62.5	61.6	61.4	60.4
Avg. Dist. to Rail [m]	6.2	2.4	3.9	2.8	4.7	6.9
Avg. Stride Freq. [Hz]	2.4	2.6	2.5	2.5	2.5	2.5
Avg. Stride Length [m]	6.0	6.9	6.7	6.8	6.7	6.3



- [ ] Ranking at each section and finish
- .-.- No data available at this section
- NA No data available



Horse/Jockey Name	Applecross
Final Rank	13
Fastest Section Time (Section)	0:11.25 (1000m)
Top Speed [km/h] (Section)	66.4 (1000m)
Race State	Finished



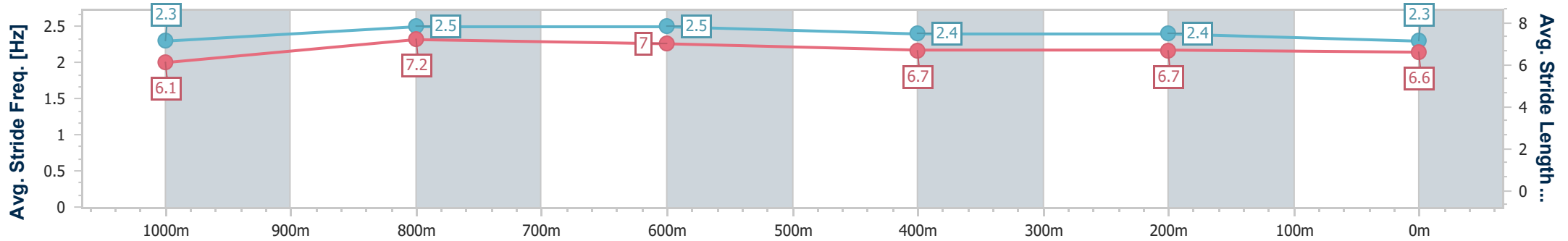
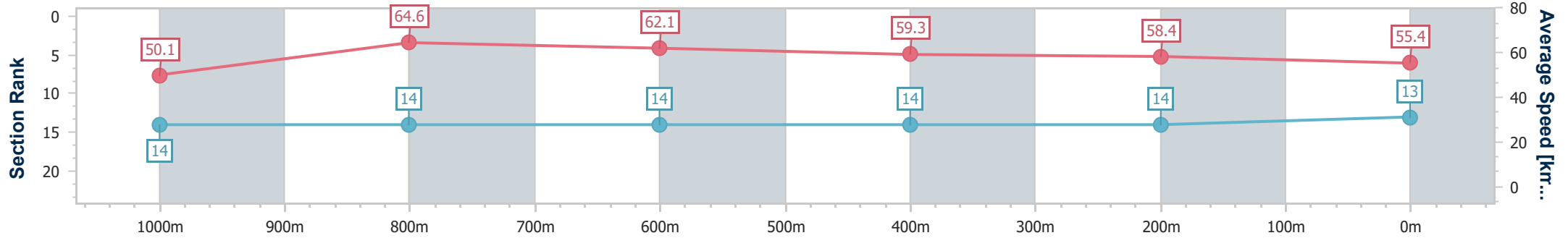
Toowoomba QLD Professional  
Race 1: SHERRIN RENTALS BENCHMARK 58 Handicap - 1200m



04 January 2025 - 16:51

Track Rating: Good 4, Weather: Fine, Rail Position: True

Section	Overall	1000m	800m	600m	400m	200m
Section Times	1:14.57 [13] (0:14.38)	1:00.19 [14] (0:11.25)	0:48.94 [14] (0:11.72)	0:37.22 [14] (0:12.06)	0:25.16 [14] (0:12.21)	0:12.95 [14] (0:12.95)
Average Speed [km/h]	50.1	64.6	62.1	59.3	58.4	55.4
Top Speed [km/h]	63.8	66.4	63.7	60.5	59.3	56.8
Avg. Dist. to Rail [m]	10.5	3.0	2.9	1.3	2.7	1.0
Avg. Stride Freq. [Hz]	2.3	2.5	2.5	2.4	2.4	2.3
Avg. Stride Length [m]	6.1	7.2	7.0	6.7	6.7	6.6



- [ ] Ranking at each section and finish
- .-.- No data available at this section
- NA No data available



Horse/Jockey Name	So Bright
Final Rank	14
Fastest Section Time (Section)	0:11.24 (1000m)
Top Speed [km/h] (Section)	67.1 (Overall)
Race State	Finished



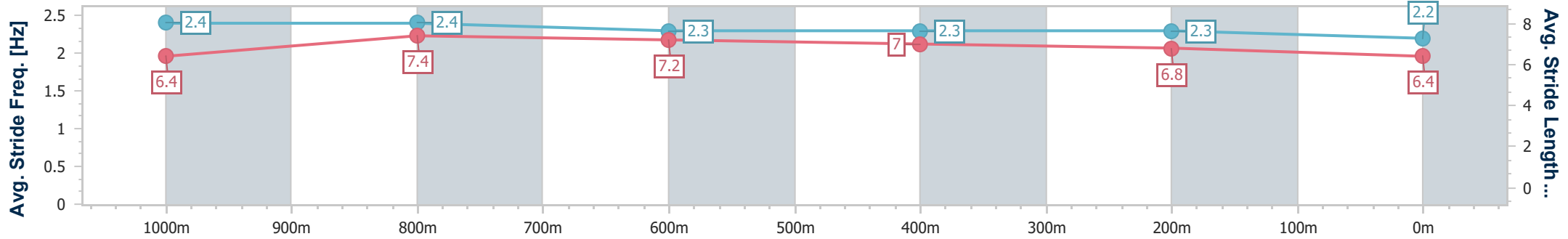
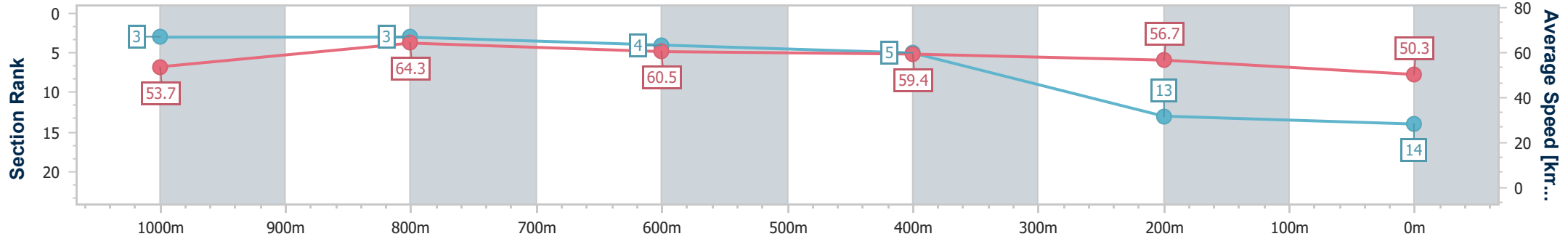
Toowoomba QLD Professional  
Race 1: SHERRIN RENTALS BENCHMARK 58 Handicap - 1200m



04 January 2025 - 16:51

Track Rating: Good 4, Weather: Fine, Rail Position: True

Section	Overall	1000m	800m	600m	400m	200m
Section Times	1:15.64 [14] (0:13.42)	1:02.22 [3] (0:11.24)	0:50.98 [3] (0:11.95)	0:39.03 [4] (0:12.11)	0:26.92 [5] (0:12.64)	0:14.28 [13] (0:14.28)
Average Speed [km/h]	53.7	64.3	60.5	59.4	56.7	50.3
Top Speed [km/h]	67.1	66.9	62.7	61.1	58.5	54.9
Avg. Dist. to Rail [m]	1.4	1.1	1.2	0.7	0.7	0.4
Avg. Stride Freq. [Hz]	2.4	2.4	2.3	2.3	2.3	2.2
Avg. Stride Length [m]	6.4	7.4	7.2	7.0	6.8	6.4



- [ ] Ranking at each section and finish
- .-.- No data available at this section
- NA No data available





# Toowoomba QLD Professional

## Race 2: CARPET ONE TOWOOMBA BENCHMARK 65 Handicap - 1300m

04 January 2025 - 17:20



Track Rating: Good 3, Weather: Fine, Rail Position: True

Section	Overall	1200m	1000m	800m	600m	400m	Last 600m						
Field Times	1:19.36 (0:08.60)	1:10.76 (0:11.47)	0:59.29 (0:11.79)	0:47.50 (0:11.92)	0:35.58 (0:11.81)	0:23.77 (0:11.82)	0:35.58						
Rank	TAB	Horse/Jockey	Barrier	Top Speed [km/h]	Fastest Section							Distance Travelled [m]	
1	6	<b>CHINCHILLA AHEAD</b> Shania Willis	9	64.0 1200m	0:08.89 Overall	1:19.36 [1] (0:08.89)	1:10.47 [4] (0:11.40)	0:59.07 [3] (0:11.73)	0:47.34 [4] (0:11.82)	0:35.52 [3] (0:11.75)	0:23.77 [1] (0:11.82)	0:35.52	
2	10	<b>SHOUTS ALL DAY</b> Madeleine Wishart	5	63.5 1200m	0:09.03 Overall	1:19.61 [2] (0:09.03)	1:10.58 [6] (0:11.51)	0:59.07 [6] (0:11.79)	0:47.28 [6] (0:11.72)	0:35.56 [5] (0:11.78)	0:23.78 [4] (0:11.84)	0:35.56	-2
3	8	<b>FIERY RING</b> Montanna Savva	3	63.9 1200m	0:08.78 Overall	1:19.76 [3] (0:08.78)	1:10.98 [3] (0:11.56)	0:59.42 [4] (0:11.60)	0:47.82 [2] (0:11.84)	0:35.98 [1] (0:12.00)	0:23.98 [3] (0:11.83)	0:35.98	-2
4	2	<b>TAKE A PICTURE</b> Nathan Fazackerley	2	63.1 1200m	0:08.73 Overall	1:20.08 [4] (0:08.73)	1:11.35 [2] (0:11.54)	0:59.81 [2] (0:11.73)	0:48.08 [3] (0:11.94)	0:36.14 [4] (0:12.00)	0:24.14 [5] (0:11.81)	0:36.14	-9
5	11	<b>PITAVAGO</b> Nozi Tomizawa	8	65.2 1200m	0:09.38 Overall	1:20.17 [5] (0:09.38)	1:10.79 [8] (0:11.45)	0:59.34 [8] (0:11.82)	0:47.52 [8] (0:11.77)	0:35.75 [8] (0:11.65)	0:24.10 [6] (0:11.75)	0:35.75	-3
6	5	<b>TRY EVERYTHING</b> Les Tilley	7	64.1 1200m	0:09.23 Overall	1:20.35 [6] (0:09.23)	1:11.12 [7] (0:11.49)	0:59.63 [7] (0:11.85)	0:47.78 [7] (0:11.82)	0:35.96 [7] (0:11.96)	0:24.00 [8] (0:11.74)	0:35.96	-2
7	1	<b>ONE 'N' ONLY</b> Dylan Bennett	6	64.5 1200m	0:08.60 Overall	1:20.54 [7] (0:08.60)	1:11.94 [1] (0:11.47)	1:00.47 [1] (0:11.79)	0:48.68 [1] (0:11.94)	0:36.74 [2] (0:11.90)	0:24.84 [2] (0:12.05)	0:36.74	-9
8	12	<b>OVERSEAS</b> Rob Thorburn	1	64.0 1200m	0:08.90 Overall	1:21.24 [8] (0:08.90)	1:12.34 [5] (0:11.46)	1:00.88 [5] (0:11.96)	0:48.92 [5] (0:11.91)	0:37.01 [6] (0:12.01)	0:25.00 [7] (0:12.14)	0:37.01	-8

Scratched: Electric Arrow (#7), Good Times Again (#9), Billy's Bro (#3), Demon Delivera (#4), Prometio Mas (#13)



# Toowoomba QLD Professional

## Race 2: CARPET ONE TOOWOOMBA BENCHMARK 65 Handicap - 1300m

04 January 2025 - 17:20



Track Rating: Good 3, Weather: Fine, Rail Position: True

Section							200m			Last 600m
Field Times							0:11.95 (0:11.95)			0:35.58
Rank	TAB	Horse/Jockey	Barrier	Top Speed [km/h]	Fastest Section	Margin			Distance Travelled [m]	
1	6	<b>CHINCHILLA AHEAD</b> Shania Willis	9	64.0 1200m	0:08.89 Overall	0:11.95 [1] (0:11.95)	1:19.36			0:35.52
2	10	<b>SHOUTS ALL DAY</b> Madeleine Wishart	5	63.5 1200m	0:09.03 Overall	0:11.94 [3] (0:11.94)	1.3L			0:35.56 -2
3	8	<b>FIERY RING</b> Montanna Savva	3	63.9 1200m	0:08.78 Overall	0:12.15 [2] (0:12.15)	2.1L			0:35.98 -2
4	2	<b>TAKE A PICTURE</b> Nathan Fazackerley	2	63.1 1200m	0:08.73 Overall	0:12.33 [5] (0:12.33)	3.9L			0:36.14 -9
5	11	<b>PITAVAGO</b> Nozi Tomizawa	8	65.2 1200m	0:09.38 Overall	0:12.35 [6] (0:12.35)	4.4L			0:35.75 -3
6	5	<b>TRY EVERYTHING</b> Les Tilley	7	64.1 1200m	0:09.23 Overall	0:12.26 [7] (0:12.26)	5.4L			0:35.96 -2
7	1	<b>ONE 'N' ONLY</b> Dylan Bennett	6	64.5 1200m	0:08.60 Overall	0:12.79 [4] (0:12.79)	6.4L			0:36.74 -9
8	12	<b>OVERSEAS</b> Rob Thorburn	1	64.0 1200m	0:08.90 Overall	0:12.86 [8] (0:12.86)	10.4L			0:37.01 -8

Scratched: Electric Arrow (#7), Good Times Again (#9), Billy's Bro (#3), Demon Delivera (#4), Prometio Mas (#13)

[ ] Ranking at each section and finish  
 -:-:- No data available at this section  
 NA No data available

SCN Saddle cloth number  
 DNF Did not finish  
 DNT Did not track



Horse/Jockey Name	Chinchilla Ahead
Final Rank	1
Fastest Section Time (Section)	0:08.89 (Overall)
Top Speed [km/h] (Section)	64.0 (1200m)
Race State	Finished



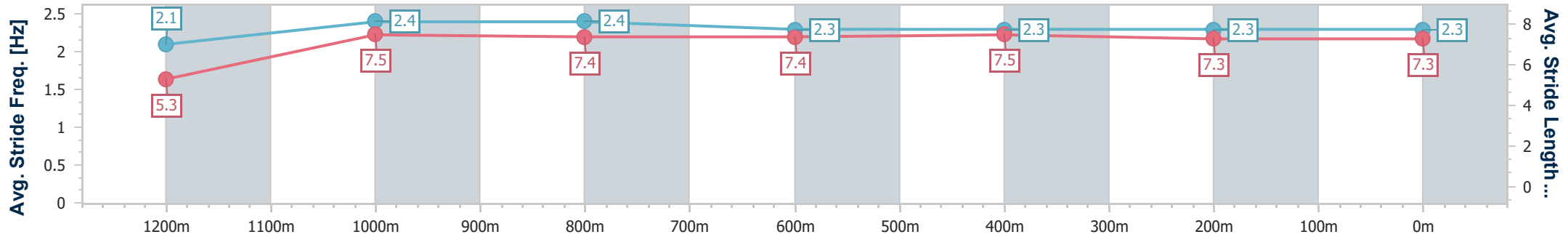
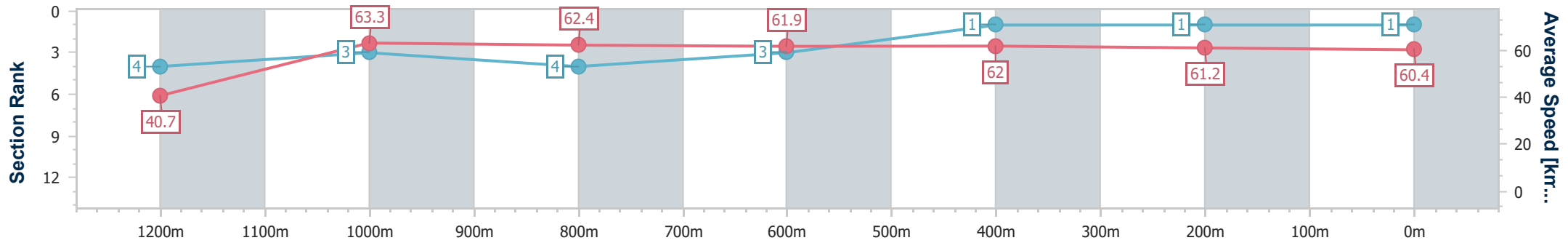
Toowoomba QLD Professional  
 Race 2: CARPET ONE TOOWOOMBA BENCHMARK 65  
 Handicap - 1300m



04 January 2025 - 17:20

Track Rating: Good 3, Weather: Fine, Rail Position: True

Section	Overall	1200m	1000m	800m	600m	400m	200m
Section Times	1:19.36 [1] (0:08.89)	1:10.47 [4] (0:11.40)	0:59.07 [3] (0:11.73)	0:47.34 [4] (0:11.82)	0:35.52 [3] (0:11.75)	0:23.77 [1] (0:11.82)	0:11.95 [1] (0:11.95)
Average Speed [km/h]	40.7	63.3	62.4	61.9	62.0	61.2	60.4
Top Speed [km/h]	61.5	64.0	63.3	62.7	62.7	62.9	61.6
Avg. Dist. to Rail [m]	9.8	4.4	4.4	4.7	2.7	2.2	2.6
Avg. Stride Freq. [Hz]	2.1	2.4	2.4	2.3	2.3	2.3	2.3
Avg. Stride Length [m]	5.3	7.5	7.4	7.4	7.5	7.3	7.3



- [ ] Ranking at each section and finish
- .-.- No data available at this section
- NA No data available



Horse/Jockey Name	Shouts All Day
Final Rank	2
Fastest Section Time (Section)	0:09.03 (Overall)
Top Speed [km/h] (Section)	63.5 (1200m)
Race State	Finished



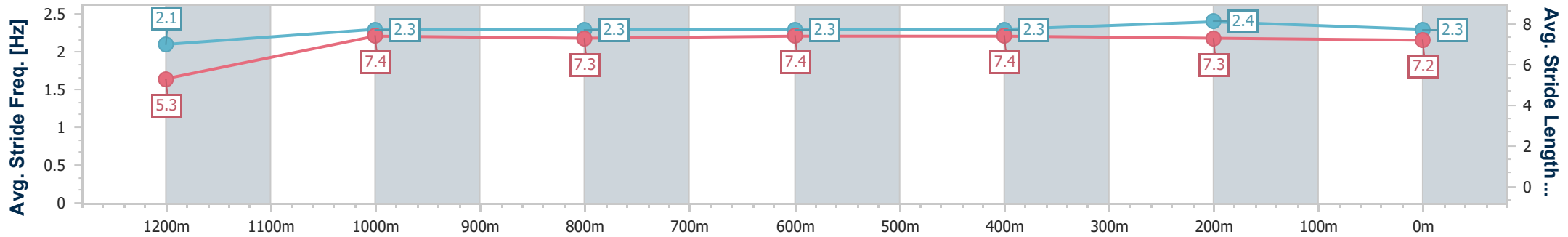
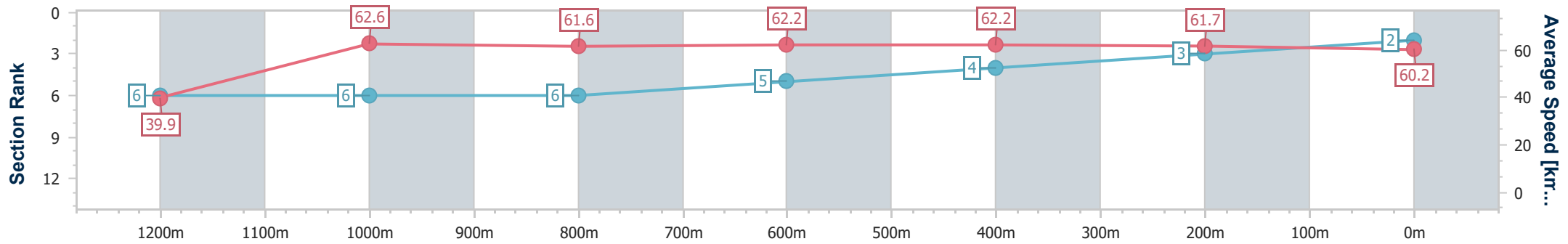
Toowoomba QLD Professional  
Race 2: CARPET ONE TOWOOMBA BENCHMARK 65  
Handicap - 1300m



04 January 2025 - 17:20

Track Rating: Good 3, Weather: Fine, Rail Position: True

Section	Overall	1200m	1000m	800m	600m	400m	200m
Section Times	1:19.61 [2] (0:09.03)	1:10.58 [6] (0:11.51)	0:59.07 [6] (0:11.79)	0:47.28 [6] (0:11.72)	0:35.56 [5] (0:11.78)	0:23.78 [4] (0:11.84)	0:11.94 [3] (0:11.94)
Average Speed [km/h]	39.9	62.6	61.6	62.2	62.2	61.7	60.2
Top Speed [km/h]	60.6	63.5	62.8	63.4	63.4	62.7	60.8
Avg. Dist. to Rail [m]	5.4	2.0	2.2	4.0	3.9	3.5	2.2
Avg. Stride Freq. [Hz]	2.1	2.3	2.3	2.3	2.3	2.4	2.3
Avg. Stride Length [m]	5.3	7.4	7.3	7.4	7.4	7.3	7.2



- [ ] Ranking at each section and finish
- .-.- No data available at this section
- NA No data available



Horse/Jockey Name	Fiery Ring
Final Rank	3
Fastest Section Time (Section)	0:08.78 (Overall)
Top Speed [km/h] (Section)	63.9 (1200m)
Race State	Finished



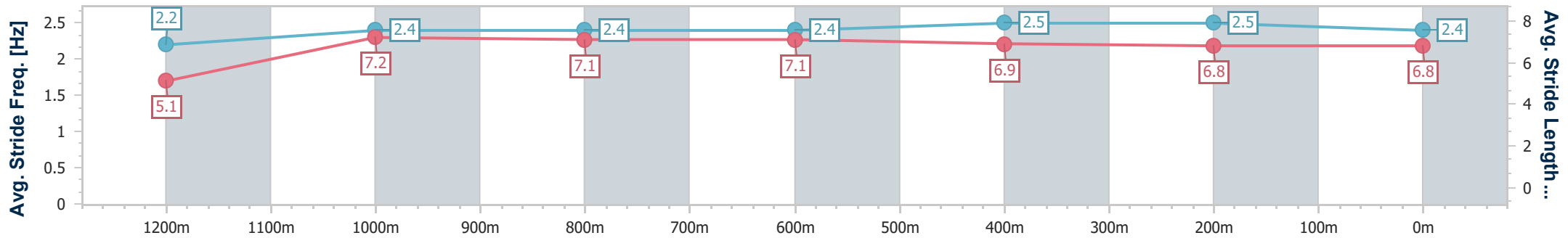
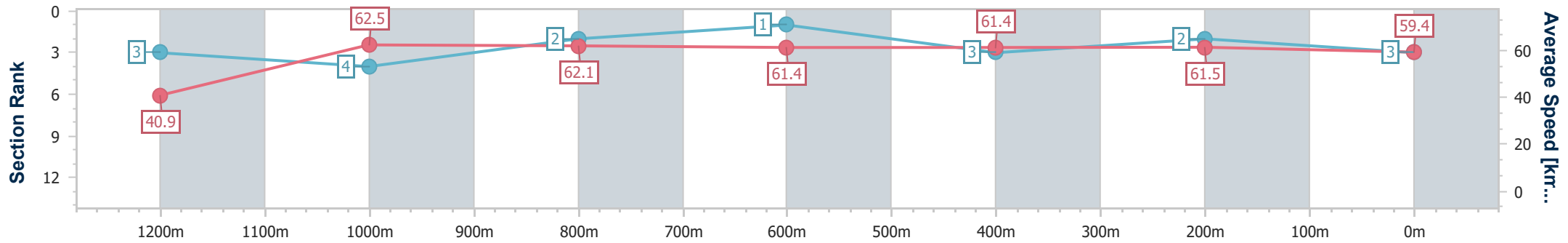
Toowoomba QLD Professional  
Race 2: CARPET ONE TOWOOMBA BENCHMARK 65  
Handicap - 1300m



04 January 2025 - 17:20

Track Rating: Good 3, Weather: Fine, Rail Position: True

Section	Overall	1200m	1000m	800m	600m	400m	200m
Section Times	1:19.76 [3] (0:08.78)	1:10.98 [3] (0:11.56)	0:59.42 [4] (0:11.60)	0:47.82 [2] (0:11.84)	0:35.98 [1] (0:12.00)	0:23.98 [3] (0:11.83)	0:12.15 [2] (0:12.15)
Average Speed [km/h]	40.9	62.5	62.1	61.4	61.4	61.5	59.4
Top Speed [km/h]	61.3	63.9	62.7	63.4	61.8	63.3	60.7
Avg. Dist. to Rail [m]	3.4	0.5	1.0	3.3	4.0	3.1	1.4
Avg. Stride Freq. [Hz]	2.2	2.4	2.4	2.4	2.5	2.5	2.4
Avg. Stride Length [m]	5.1	7.2	7.1	7.1	6.9	6.8	6.8



- [ ] Ranking at each section and finish
- .-.- No data available at this section
- NA No data available



Horse/Jockey Name	Take A Picture
Final Rank	4
Fastest Section Time (Section)	0:08.73 (Overall)
Top Speed [km/h] (Section)	63.1 (1200m)
Race State	Finished



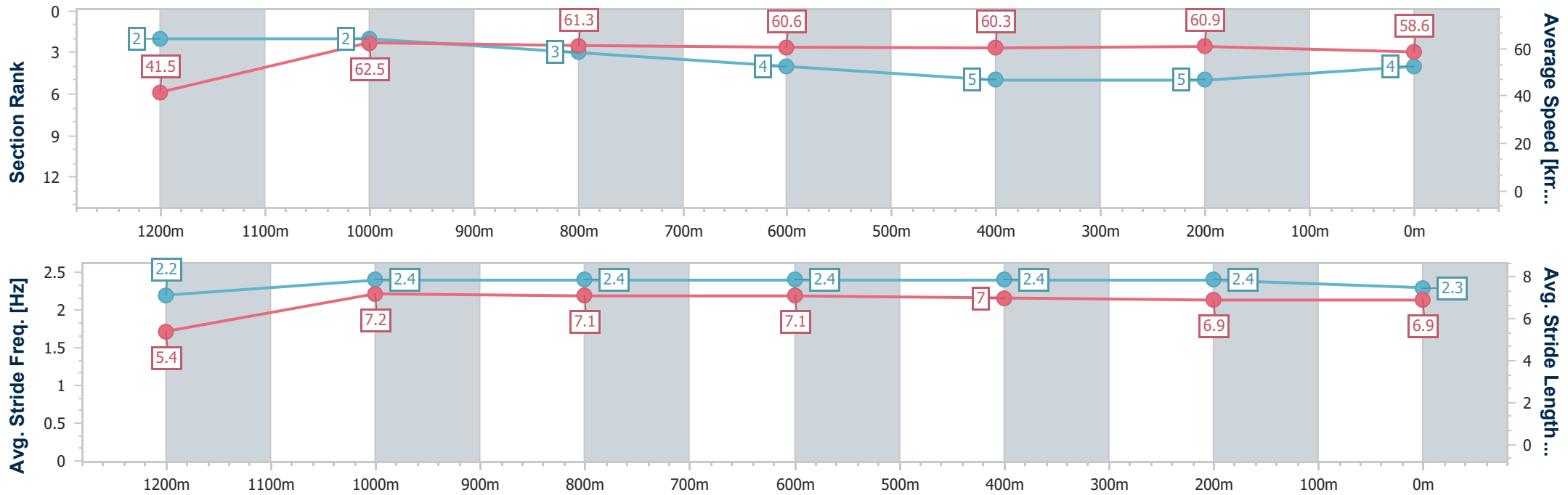
Toowoomba QLD Professional  
Race 2: CARPET ONE TOWOOMBA BENCHMARK 65  
Handicap - 1300m



04 January 2025 - 17:20

Track Rating: Good 3, Weather: Fine, Rail Position: True

Section	Overall	1200m	1000m	800m	600m	400m	200m
Section Times	1:20.08 [4] (0:08.73)	1:11.35 [2] (0:11.54)	0:59.81 [2] (0:11.73)	0:48.08 [3] (0:11.94)	0:36.14 [4] (0:12.00)	0:24.14 [5] (0:11.81)	0:12.33 [5] (0:12.33)
Average Speed [km/h]	41.5	62.5	61.3	60.6	60.3	60.9	58.6
Top Speed [km/h]	61.4	63.1	62.4	62.4	61.9	61.6	60.5
Avg. Dist. to Rail [m]	4.6	1.4	0.5	1.6	1.2	0.6	1.3
Avg. Stride Freq. [Hz]	2.2	2.4	2.4	2.4	2.4	2.4	2.3
Avg. Stride Length [m]	5.4	7.2	7.1	7.1	7.0	6.9	6.9



- [ ] Ranking at each section and finish
- .-.- No data available at this section
- NA No data available



Horse/Jockey Name	Pitavago
Final Rank	5
Fastest Section Time (Section)	0:09.38 (Overall)
Top Speed [km/h] (Section)	65.2 (1200m)
Race State	Finished



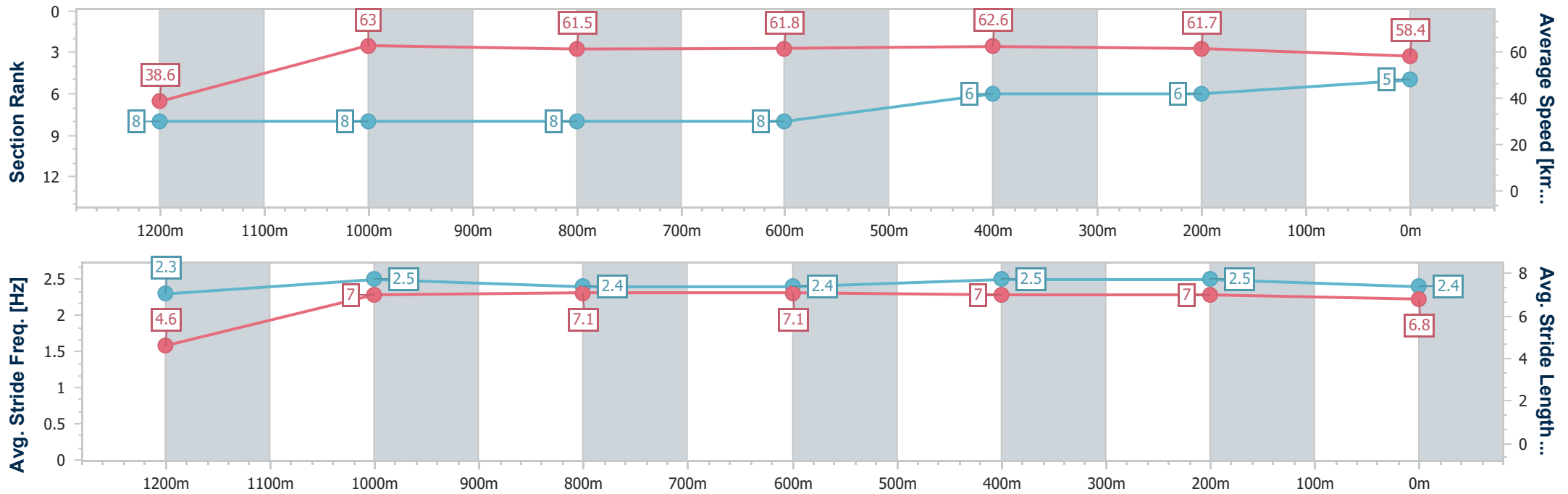
Toowoomba QLD Professional  
Race 2: CARPET ONE TOWOOMBA BENCHMARK 65  
Handicap - 1300m



04 January 2025 - 17:20

Track Rating: Good 3, Weather: Fine, Rail Position: True

Section	Overall	1200m	1000m	800m	600m	400m	200m
Section Times	1:20.17 [5] (0:09.38)	1:10.79 [8] (0:11.45)	0:59.34 [8] (0:11.82)	0:47.52 [8] (0:11.77)	0:35.75 [8] (0:11.65)	0:24.10 [6] (0:11.75)	0:12.35 [6] (0:12.35)
Average Speed [km/h]	38.6	63.0	61.5	61.8	62.6	61.7	58.4
Top Speed [km/h]	59.9	65.2	63.3	63.6	63.2	62.2	61.2
Avg. Dist. to Rail [m]	8.7	3.3	3.0	3.2	2.6	1.5	2.0
Avg. Stride Freq. [Hz]	2.3	2.5	2.4	2.4	2.5	2.5	2.4
Avg. Stride Length [m]	4.6	7.0	7.1	7.1	7.0	7.0	6.8



- [ ] Ranking at each section and finish
- .-.- No data available at this section
- NA No data available



Horse/Jockey Name	Try Everything
Final Rank	6
Fastest Section Time (Section)	0:09.23 (Overall)
Top Speed [km/h] (Section)	64.1 (1200m)
Race State	Finished



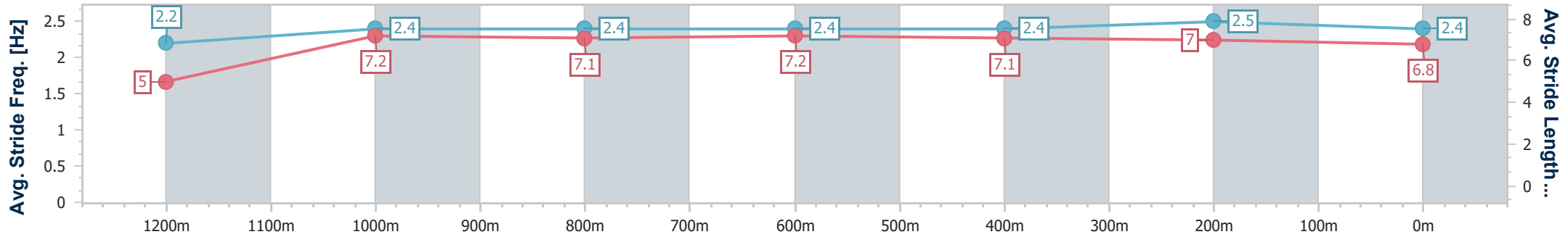
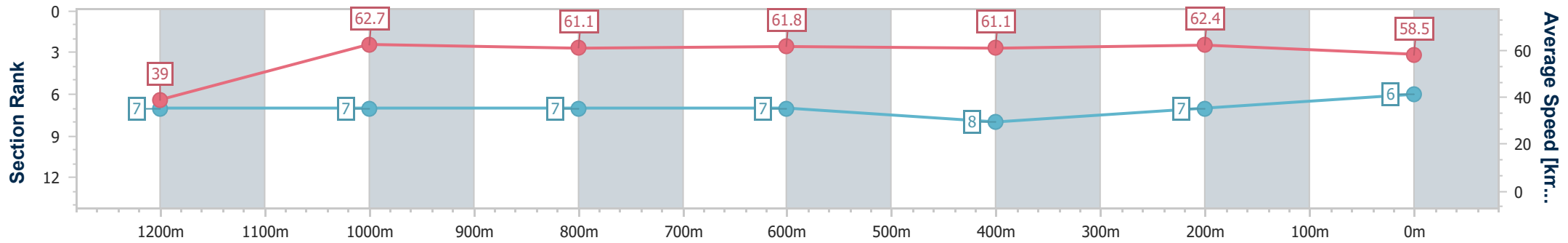
Toowoomba QLD Professional  
Race 2: CARPET ONE TOWOOMBA BENCHMARK 65  
Handicap - 1300m



04 January 2025 - 17:20

Track Rating: Good 3, Weather: Fine, Rail Position: True

Section	Overall	1200m	1000m	800m	600m	400m	200m
Section Times	1:20.35 [6] (0:09.23)	1:11.12 [7] (0:11.49)	0:59.63 [7] (0:11.85)	0:47.78 [7] (0:11.82)	0:35.96 [7] (0:11.96)	0:24.00 [8] (0:11.74)	0:12.26 [7] (0:12.26)
Average Speed [km/h]	39.0	62.7	61.1	61.8	61.1	62.4	58.5
Top Speed [km/h]	58.6	64.1	62.4	62.6	62.6	62.7	61.8
Avg. Dist. to Rail [m]	8.8	1.9	1.8	3.6	3.1	4.4	4.2
Avg. Stride Freq. [Hz]	2.2	2.4	2.4	2.4	2.4	2.5	2.4
Avg. Stride Length [m]	5.0	7.2	7.1	7.2	7.1	7.0	6.8



- [ ] Ranking at each section and finish
- .-.- No data available at this section
- NA No data available





Horse/Jockey Name	One 'N' Only
Final Rank	7
Fastest Section Time (Section)	0:08.60 (Overall)
Top Speed [km/h] (Section)	64.5 (1200m)
Race State	Finished



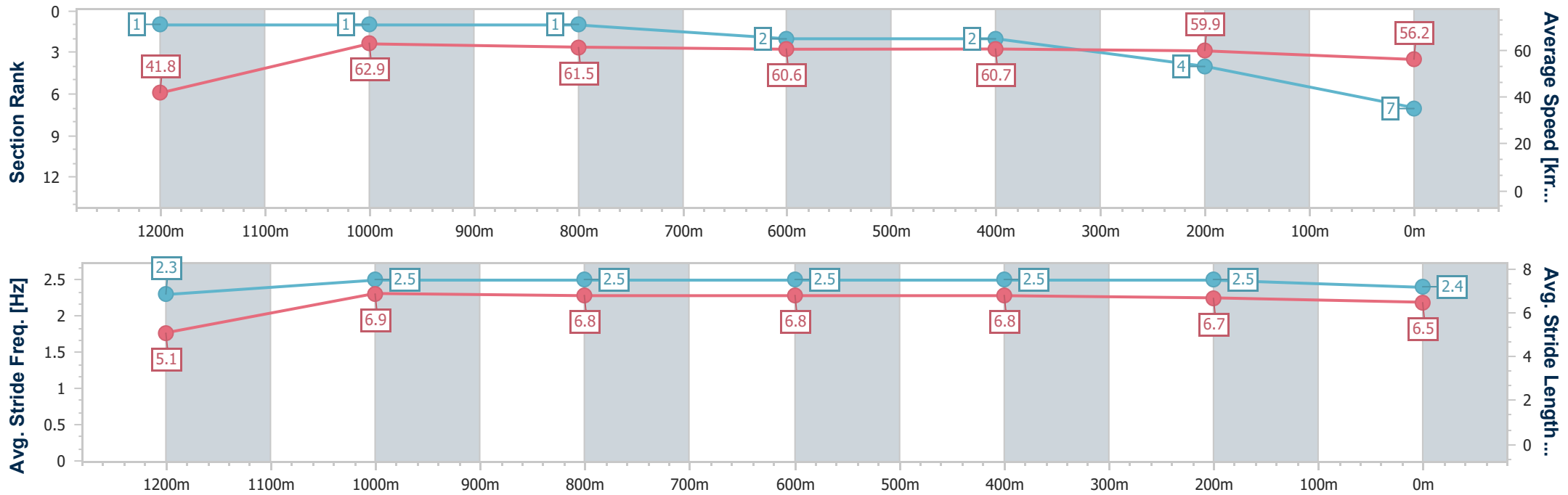
Toowoomba QLD Professional  
Race 2: CARPET ONE TOWOOMBA BENCHMARK 65  
Handicap - 1300m



04 January 2025 - 17:20

Track Rating: Good 3, Weather: Fine, Rail Position: True

Section	Overall	1200m	1000m	800m	600m	400m	200m
Section Times	1:20.54 [7] (0:08.60)	1:11.94 [1] (0:11.47)	1:00.47 [1] (0:11.79)	0:48.68 [1] (0:11.94)	0:36.74 [2] (0:11.90)	0:24.84 [2] (0:12.05)	0:12.79 [4] (0:12.79)
Average Speed [km/h]	41.8	62.9	61.5	60.6	60.7	59.9	56.2
Top Speed [km/h]	61.6	64.5	62.4	62.6	61.7	61.5	57.7
Avg. Dist. to Rail [m]	9.6	4.7	2.0	2.0	0.5	0.4	0.7
Avg. Stride Freq. [Hz]	2.3	2.5	2.5	2.5	2.5	2.5	2.4
Avg. Stride Length [m]	5.1	6.9	6.8	6.8	6.8	6.7	6.5



- [ ] Ranking at each section and finish
- .-.- No data available at this section
- NA No data available



Horse/Jockey Name	Overseas
Final Rank	8
Fastest Section Time (Section)	0:08.90 (Overall)
Top Speed [km/h] (Section)	64.0 (1200m)
Race State	Finished



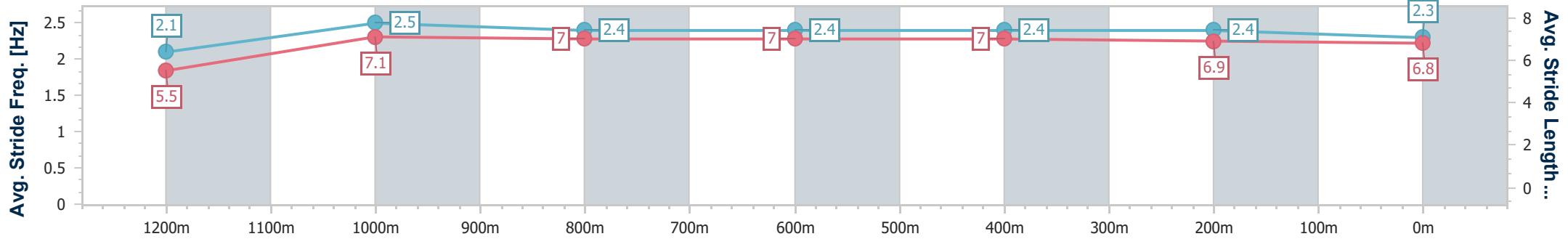
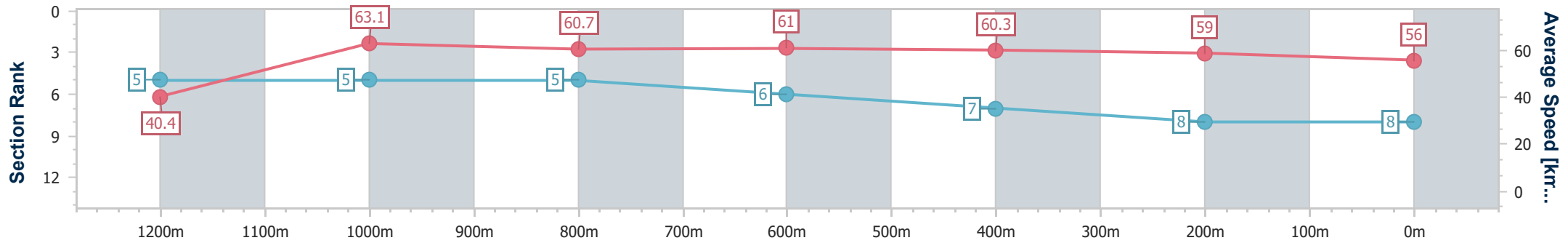
Toowoomba QLD Professional  
Race 2: CARPET ONE TOWOOMBA BENCHMARK 65  
Handicap - 1300m



04 January 2025 - 17:20

Track Rating: Good 3, Weather: Fine, Rail Position: True

Section	Overall	1200m	1000m	800m	600m	400m	200m
Section Times	1:21.24 [8] (0:08.90)	1:12.34 [5] (0:11.46)	1:00.88 [5] (0:11.96)	0:48.92 [5] (0:11.91)	0:37.01 [6] (0:12.01)	0:25.00 [7] (0:12.14)	0:12.86 [8] (0:12.86)
Average Speed [km/h]	40.4	63.1	60.7	61.0	60.3	59.0	56.0
Top Speed [km/h]	59.9	64.0	62.0	62.5	61.4	60.2	57.5
Avg. Dist. to Rail [m]	4.9	1.1	2.4	2.9	0.8	0.4	1.6
Avg. Stride Freq. [Hz]	2.1	2.5	2.4	2.4	2.4	2.4	2.3
Avg. Stride Length [m]	5.5	7.1	7.0	7.0	7.0	6.9	6.8



- [ ] Ranking at each section and finish
- .-.- No data available at this section
- NA No data available



# Toowoomba QLD Professional

## Race 3: MNP SECURITY Class 1 Handicap - 1000m

04 January 2025 - 17:56



Track Rating: Good 3, Weather: Fine, Rail Position: True

Section										Last 600m			
Field Times		Overall	800m	600m	400m	200m							
		0:59.65 (0:13.30)	0:46.35 (0:10.59)	0:35.76 (0:11.43)	0:24.33 (0:12.06)	0:12.27 (0:12.27)						0:35.76	
Rank	TAB	Horse/Jockey	Barrier	Top Speed [km/h]	Fastest Section	Overall	800m	600m	400m	200m	Margin	Last 600m	Distance Travelled [m]
1	8	<b>BURNETT</b> Chris Whiteley	1	67.6 800m	0:10.93 800m	0:59.65 [1] (0:13.53)	0:46.12 [6] (0:10.93)	0:35.19 [5] (0:11.38)	0:23.81 [5] (0:11.89)	0:11.92 [4] (0:11.92)	0:59.65	0:35.19	
2	9	<b>TOUTE SWEET</b> Les Tilley	9	69.5 Overall	0:10.73 800m	0:59.87 [2] (0:13.35)	0:46.52 [2] (0:10.73)	0:35.79 [2] (0:11.36)	0:24.43 [3] (0:11.94)	0:12.49 [1] (0:12.49)	1.3L	0:35.79	+0
3	3	<b>KEWELL</b> Chelsea Baker	4	67.6 800m	0:10.90 800m	0:59.96 [3] (0:13.82)	0:46.14 [8] (0:10.90)	0:35.24 [9] (0:11.33)	0:23.91 [8] (0:11.70)	0:12.21 [5] (0:12.21)	1.8L	0:35.24	+1
4	5	<b>BUTT HEADS</b> Nozi Tomizawa	5	68.5 800m	0:10.80 800m	1:00.20 [4] (0:13.86)	0:46.34 [9] (0:10.80)	0:35.54 [8] (0:11.36)	0:24.18 [7] (0:11.81)	0:12.37 [7] (0:12.37)	3.1L	0:35.54	-5
5	11	<b>BLUE EYE DAME</b> Montanna Savva	3	69.1 Overall	0:11.04 800m	1:00.22 [5] (0:13.44)	0:46.78 [3] (0:11.04)	0:35.74 [6] (0:11.49)	0:24.25 [6] (0:11.90)	0:12.35 [8] (0:12.35)	3.2L	0:35.74	-1
6	1	<b>JUNGLE JUICE</b> Shania Willis	6	69.7 800m	0:10.59 800m	1:00.26 [6] (0:13.30)	0:46.96 [1] (0:10.59)	0:36.37 [1] (0:11.52)	0:24.85 [2] (0:12.07)	0:12.78 [2] (0:12.78)	3.4L	0:36.37	-1
7	2	<b>CHARMED PASSAGE</b> Wayne O'Connell	7	68.3 800m	0:10.85 800m	1:00.31 [7] (0:13.46)	0:46.85 [4] (0:10.85)	0:36.00 [4] (0:11.39)	0:24.61 [4] (0:12.01)	0:12.60 [3] (0:12.60)	3.6L	0:36.00	+2
8	6	<b>HER EXPENSE</b> Simon Miller	2	76.2 600m	0:10.71 800m	1:00.32 [8] (0:13.47)	0:46.85 [5] (0:10.71)	0:36.14 [3] (0:11.14)	0:25.00 [1] (0:12.48)	0:12.52 [6] (0:12.52)	3.7L	0:36.14	+13
9	12	<b>SISTER GEORGIA</b> Madeleine Wishart	8	67.7 800m	0:10.96 800m	1:01.05 [9] (0:13.69)	0:47.36 [7] (0:10.96)	0:36.40 [7] (0:11.48)	0:24.92 [9] (0:12.17)	0:12.75 [9] (0:12.75)	8L	0:36.40	+2

Scratched: Mad Mission (#13), Like Smoke (#4), Our Drummer (#7), Paper Cowboy (#10), Goose Step (#14)



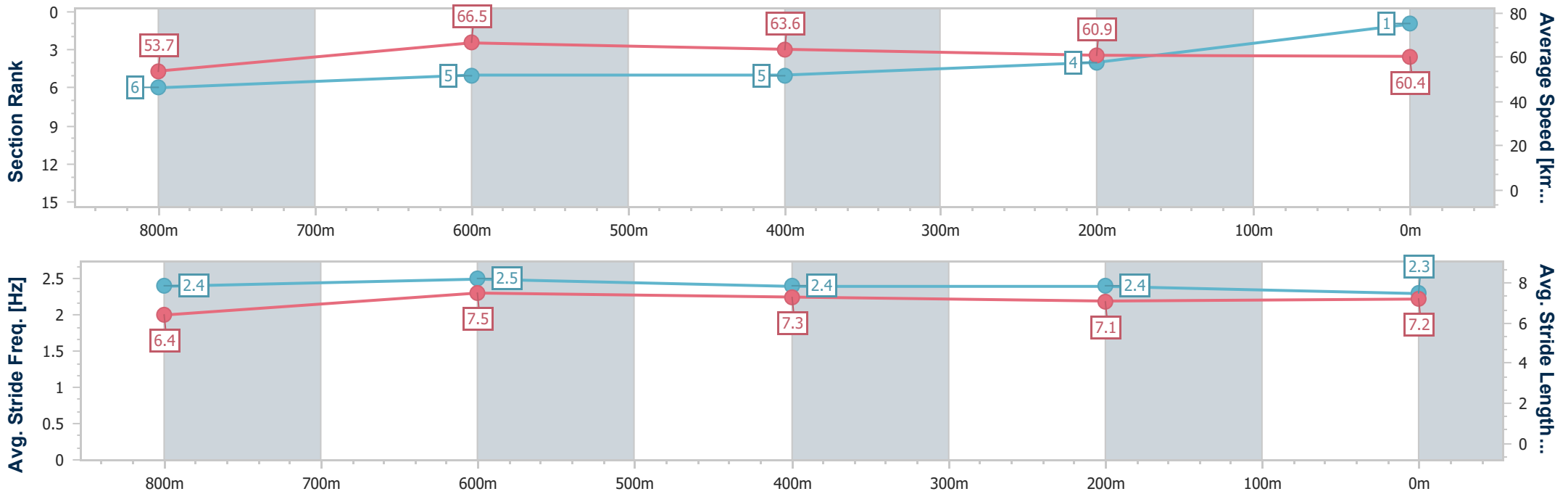
Horse/Jockey Name	Burnett
Final Rank	1
Fastest Section Time (Section)	0:10.93 (800m)
Top Speed [km/h] (Section)	67.6 (800m)
Race State	Finished



Toowoomba QLD Professional  
 Race 3: MNP SECURITY Class 1 Handicap - 1000m  
 04 January 2025 - 17:56  
 Track Rating: Good 3, Weather: Fine, Rail Position: True



Section	Overall	800m	600m	400m	200m
Section Times	0:59.65 [1] (0:13.53)	0:46.12 [6] (0:10.93)	0:35.19 [5] (0:11.38)	0:23.81 [5] (0:11.89)	0:11.92 [4] (0:11.92)
Average Speed [km/h]	53.7	66.5	63.6	60.9	60.4
Top Speed [km/h]	66.3	67.6	67.1	62.9	61.8
Avg. Dist. to Rail [m]	5.0	1.6	0.8	2.6	3.7
Avg. Stride Freq. [Hz]	2.4	2.5	2.4	2.4	2.3
Avg. Stride Length [m]	6.4	7.5	7.3	7.1	7.2



- [ ] Ranking at each section and finish
- .-.- No data available at this section
- NA No data available



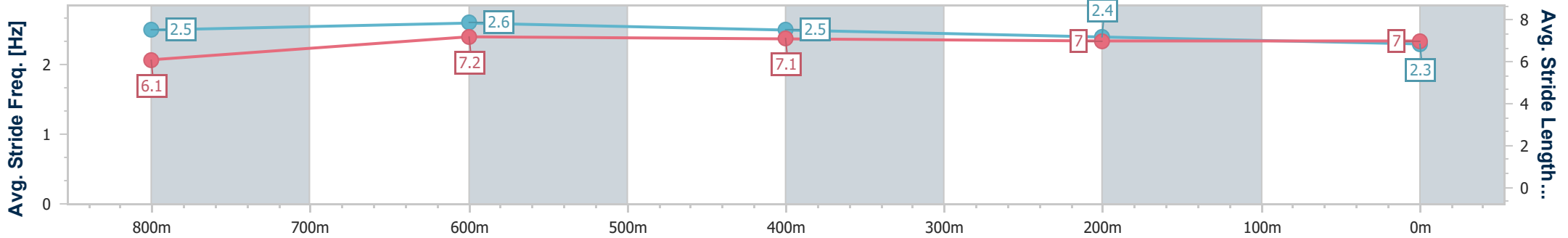
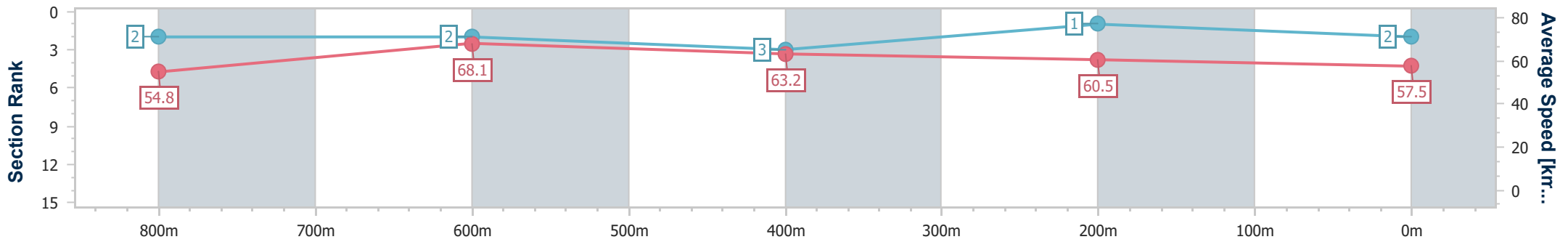
Horse/Jockey Name	Toute Sweet
Final Rank	2
Fastest Section Time (Section)	0:10.73 (800m)
Top Speed [km/h] (Section)	69.5 (Overall)
Race State	Finished



Toowoomba QLD Professional  
 Race 3: MNP SECURITY Class 1 Handicap - 1000m  
 04 January 2025 - 17:56  
 Track Rating: Good 3, Weather: Fine, Rail Position: True



Section	Overall	800m	600m	400m	200m
Section Times	0:59.87 [2] (0:13.35)	0:46.52 [2] (0:10.73)	0:35.79 [2] (0:11.36)	0:24.43 [3] (0:11.94)	0:12.49 [1] (0:12.49)
Average Speed [km/h]	54.8	68.1	63.2	60.5	57.5
Top Speed [km/h]	69.5	69.5	66.0	62.6	59.4
Avg. Dist. to Rail [m]	9.1	2.9	0.4	0.8	1.8
Avg. Stride Freq. [Hz]	2.5	2.6	2.5	2.4	2.3
Avg. Stride Length [m]	6.1	7.2	7.1	7.0	7.0



- [ ] Ranking at each section and finish
- .-.- No data available at this section
- NA No data available



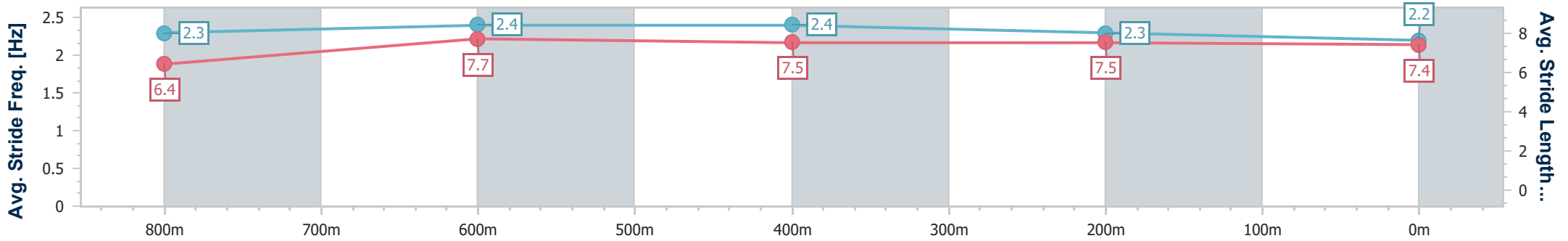
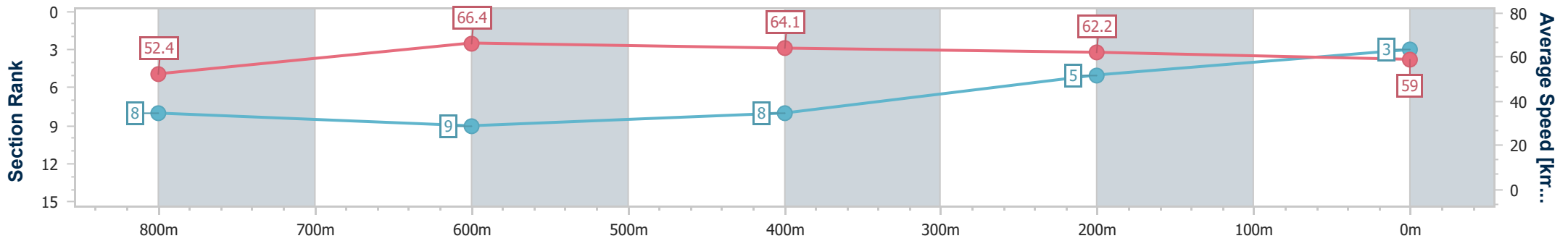
Horse/Jockey Name	Kewell
Final Rank	3
Fastest Section Time (Section)	0:10.90 (800m)
Top Speed [km/h] (Section)	67.6 (800m)
Race State	Finished



Toowoomba QLD Professional  
 Race 3: MNP SECURITY Class 1 Handicap - 1000m  
 04 January 2025 - 17:56  
 Track Rating: Good 3, Weather: Fine, Rail Position: True



Section	Overall	800m	600m	400m	200m
Section Times	0:59.96 [3] (0:13.82)	0:46.14 [8] (0:10.90)	0:35.24 [9] (0:11.33)	0:23.91 [8] (0:11.70)	0:12.21 [5] (0:12.21)
Average Speed [km/h]	52.4	66.4	64.1	62.2	59.0
Top Speed [km/h]	67.3	67.6	66.6	63.6	62.3
Avg. Dist. to Rail [m]	4.4	1.4	1.3	4.1	4.7
Avg. Stride Freq. [Hz]	2.3	2.4	2.4	2.3	2.2
Avg. Stride Length [m]	6.4	7.7	7.5	7.5	7.4



- [ ] Ranking at each section and finish
- .-.- No data available at this section
- NA No data available



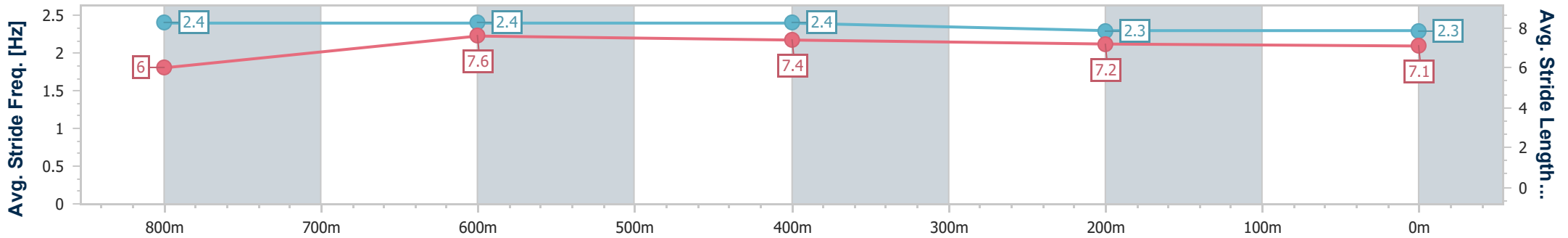
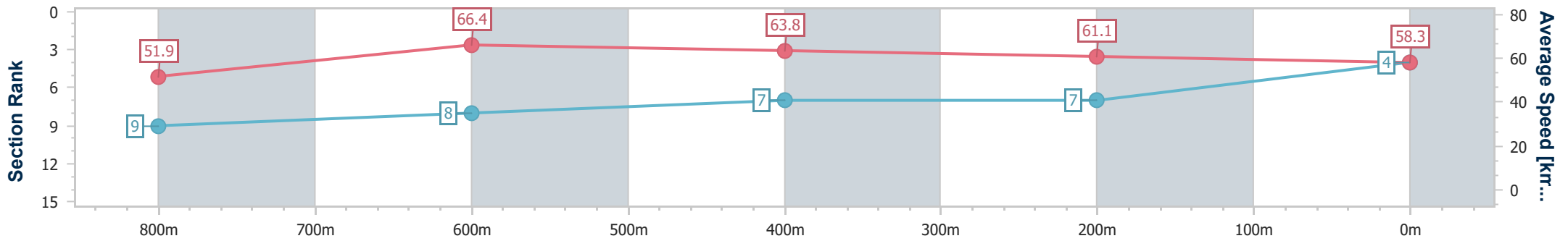
Horse/Jockey Name	Butt Heads
Final Rank	4
Fastest Section Time (Section)	0:10.80 (800m)
Top Speed [km/h] (Section)	68.5 (800m)
Race State	Finished



Toowoomba QLD Professional  
 Race 3: MNP SECURITY Class 1 Handicap - 1000m  
 04 January 2025 - 17:56  
 Track Rating: Good 3, Weather: Fine, Rail Position: True



Section	Overall	800m	600m	400m	200m
Section Times	1:00.20 [4] (0:13.86)	0:46.34 [9] (0:10.80)	0:35.54 [8] (0:11.36)	0:24.18 [7] (0:11.81)	0:12.37 [7] (0:12.37)
Average Speed [km/h]	51.9	66.4	63.8	61.1	58.3
Top Speed [km/h]	67.1	68.5	66.3	62.3	60.5
Avg. Dist. to Rail [m]	2.1	0.8	1.5	0.8	0.9
Avg. Stride Freq. [Hz]	2.4	2.4	2.4	2.3	2.3
Avg. Stride Length [m]	6.0	7.6	7.4	7.2	7.1



- [ ] Ranking at each section and finish
- .-.- No data available at this section
- NA No data available



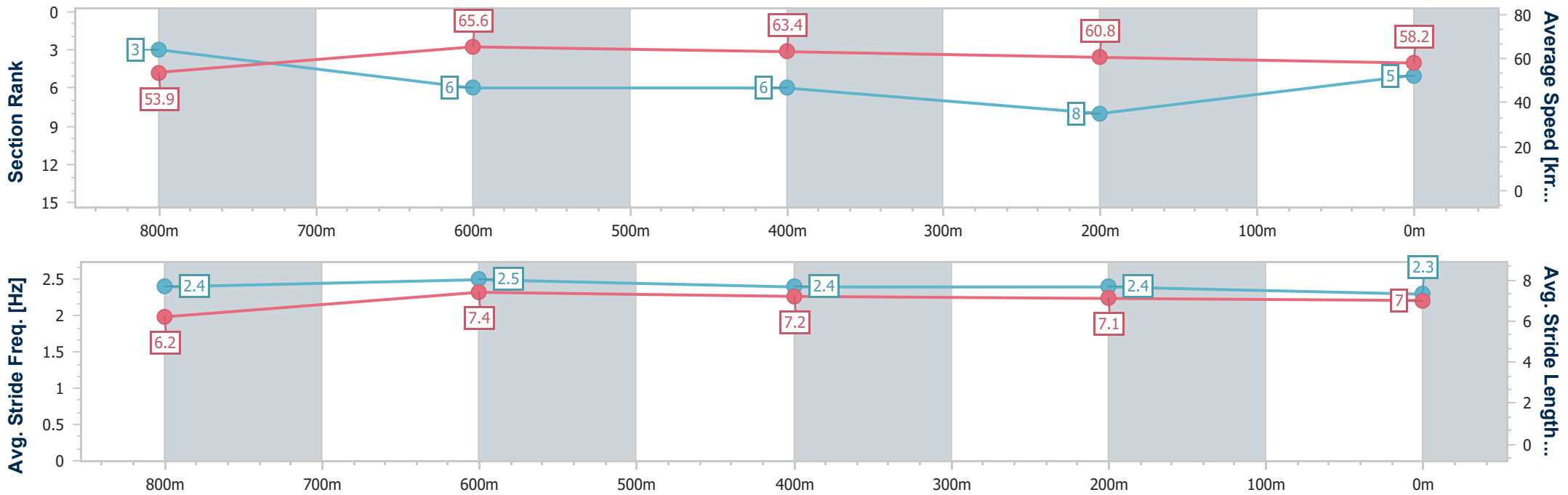
Horse/Jockey Name	Blue Eye Dame
Final Rank	5
Fastest Section Time (Section)	0:11.04 (800m)
Top Speed [km/h] (Section)	69.1 (Overall)
Race State	Finished



Toowoomba QLD Professional  
 Race 3: MNP SECURITY Class 1 Handicap - 1000m  
 04 January 2025 - 17:56  
 Track Rating: Good 3, Weather: Fine, Rail Position: True



Section	Overall	800m	600m	400m	200m
Section Times	1:00.22 [5] (0:13.44)	0:46.78 [3] (0:11.04)	0:35.74 [6] (0:11.49)	0:24.25 [6] (0:11.90)	0:12.35 [8] (0:12.35)
Average Speed [km/h]	53.9	65.6	63.4	60.8	58.2
Top Speed [km/h]	69.1	66.8	66.6	63.3	60.0
Avg. Dist. to Rail [m]	3.6	1.9	2.3	1.8	1.2
Avg. Stride Freq. [Hz]	2.4	2.5	2.4	2.4	2.3
Avg. Stride Length [m]	6.2	7.4	7.2	7.1	7.0



- [ ] Ranking at each section and finish
- .-.- No data available at this section
- NA No data available





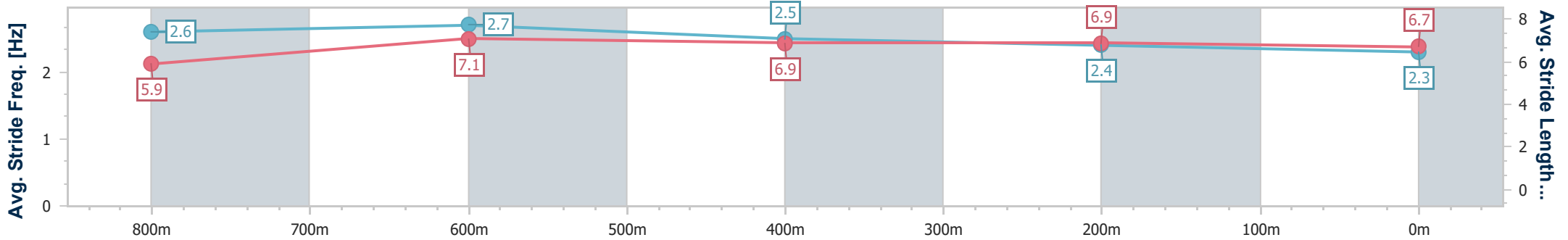
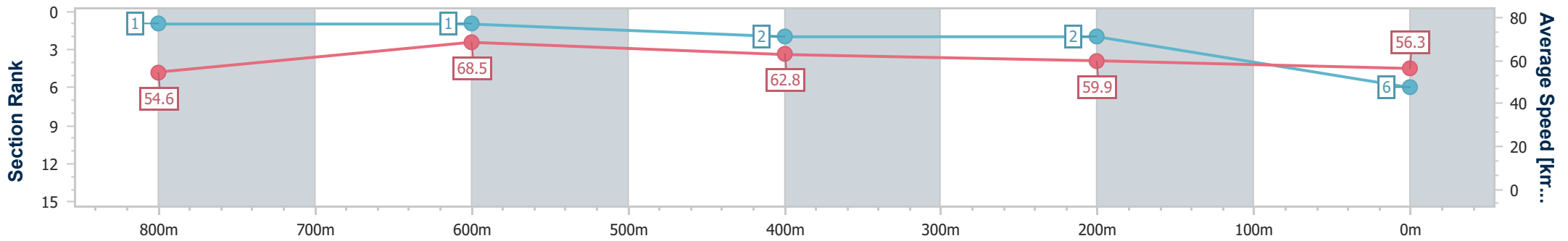
Horse/Jockey Name	Jungle Juice
Final Rank	6
Fastest Section Time (Section)	0:10.59 (800m)
Top Speed [km/h] (Section)	69.7 (800m)
Race State	Finished



Toowoomba QLD Professional  
 Race 3: MNP SECURITY Class 1 Handicap - 1000m  
 04 January 2025 - 17:56  
 Track Rating: Good 3, Weather: Fine, Rail Position: True



Section	Overall	800m	600m	400m	200m
Section Times	1:00.26 [6] (0:13.30)	0:46.96 [1] (0:10.59)	0:36.37 [1] (0:11.52)	0:24.85 [2] (0:12.07)	0:12.78 [2] (0:12.78)
Average Speed [km/h]	54.6	68.5	62.8	59.9	56.3
Top Speed [km/h]	69.6	69.7	68.2	61.2	58.4
Avg. Dist. to Rail [m]	3.8	1.7	1.5	0.7	0.5
Avg. Stride Freq. [Hz]	2.6	2.7	2.5	2.4	2.3
Avg. Stride Length [m]	5.9	7.1	6.9	6.9	6.7



- [ ] Ranking at each section and finish
- .-.- No data available at this section
- NA No data available



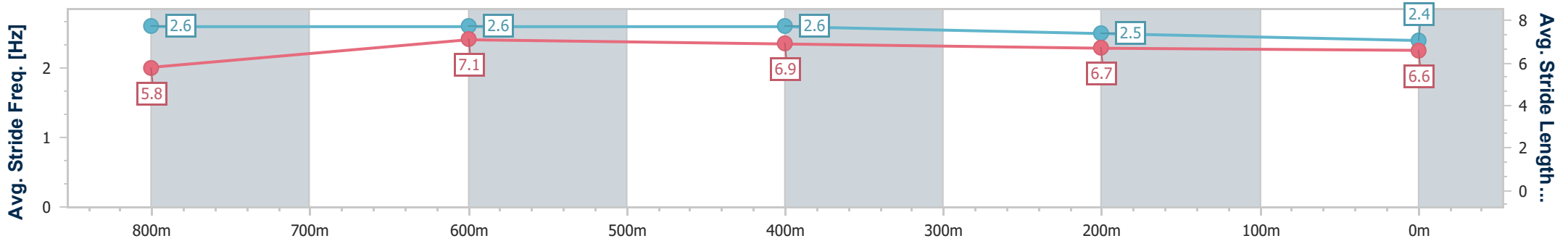
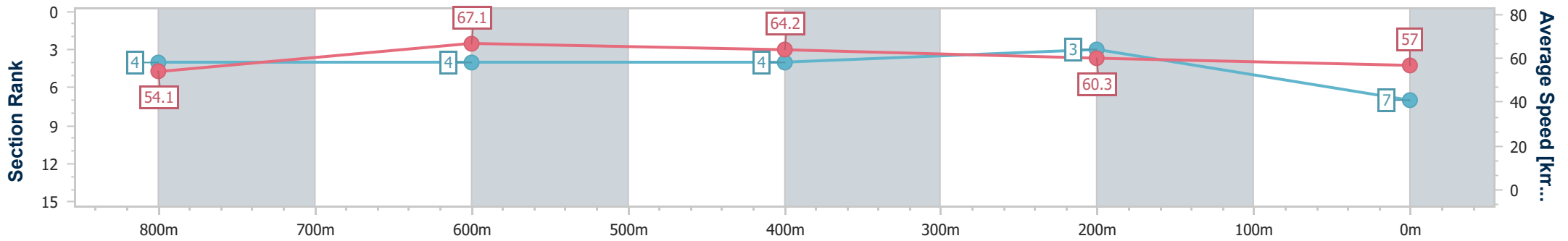
Horse/Jockey Name	Charmed Passage
Final Rank	7
Fastest Section Time (Section)	0:10.85 (800m)
Top Speed [km/h] (Section)	68.3 (800m)
Race State	Finished



Toowoomba QLD Professional  
 Race 3: MNP SECURITY Class 1 Handicap - 1000m  
 04 January 2025 - 17:56  
 Track Rating: Good 3, Weather: Fine, Rail Position: True



Section	Overall	800m	600m	400m	200m
Section Times	1:00.31 [7] (0:13.46)	0:46.85 [4] (0:10.85)	0:36.00 [4] (0:11.39)	0:24.61 [4] (0:12.01)	0:12.60 [3] (0:12.60)
Average Speed [km/h]	54.1	67.1	64.2	60.3	57.0
Top Speed [km/h]	67.7	68.3	67.3	62.5	59.0
Avg. Dist. to Rail [m]	6.2	3.4	2.7	2.5	3.4
Avg. Stride Freq. [Hz]	2.6	2.6	2.6	2.5	2.4
Avg. Stride Length [m]	5.8	7.1	6.9	6.7	6.6



- [ ] Ranking at each section and finish
- .-.- No data available at this section
- NA No data available



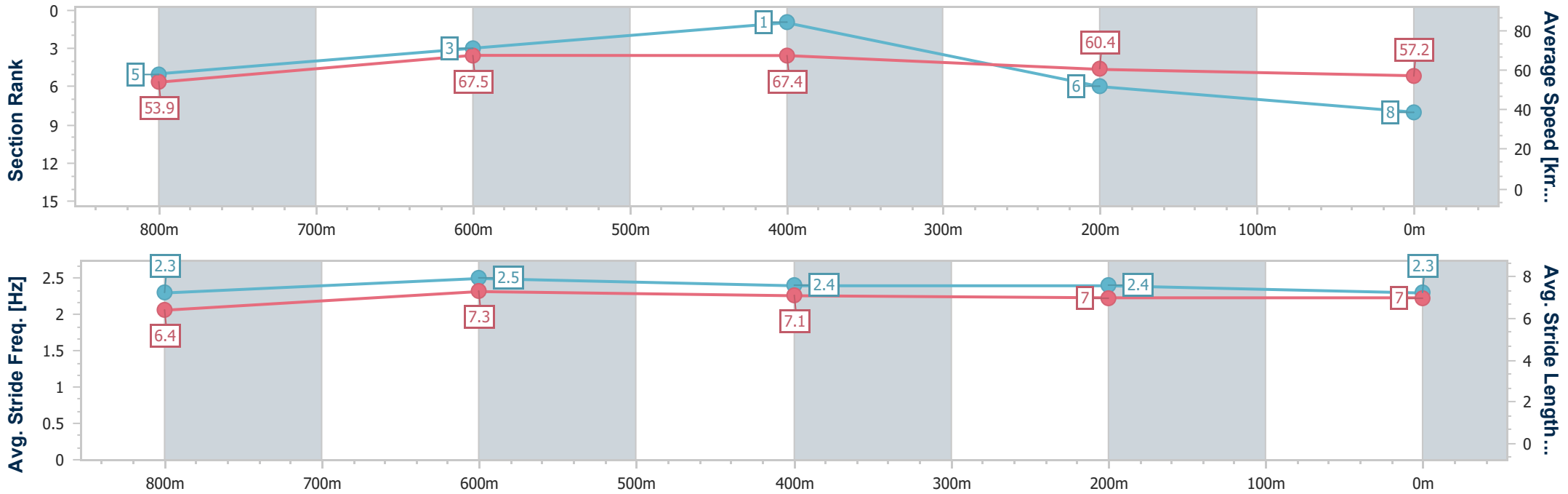
Horse/Jockey Name	Her Expense
Final Rank	8
Fastest Section Time (Section)	0:10.71 (800m)
Top Speed [km/h] (Section)	76.2 (600m)
Race State	Finished



Toowoomba QLD Professional  
 Race 3: MNP SECURITY Class 1 Handicap - 1000m  
 04 January 2025 - 17:56  
 Track Rating: Good 3, Weather: Fine, Rail Position: True



Section	Overall	800m	600m	400m	200m
Section Times	1:00.32 [8] (0:13.47)	0:46.85 [5] (0:10.71)	0:36.14 [3] (0:11.14)	0:25.00 [1] (0:12.48)	0:12.52 [6] (0:12.52)
Average Speed [km/h]	53.9	67.5	67.4	60.4	57.2
Top Speed [km/h]	69.6	71.0	76.2	71.6	62.4
Avg. Dist. to Rail [m]	4.3	2.6	6.5	7.4	2.0
Avg. Stride Freq. [Hz]	2.3	2.5	2.4	2.4	2.3
Avg. Stride Length [m]	6.4	7.3	7.1	7.0	7.0



- [ ] Ranking at each section and finish
- .-.- No data available at this section
- NA No data available



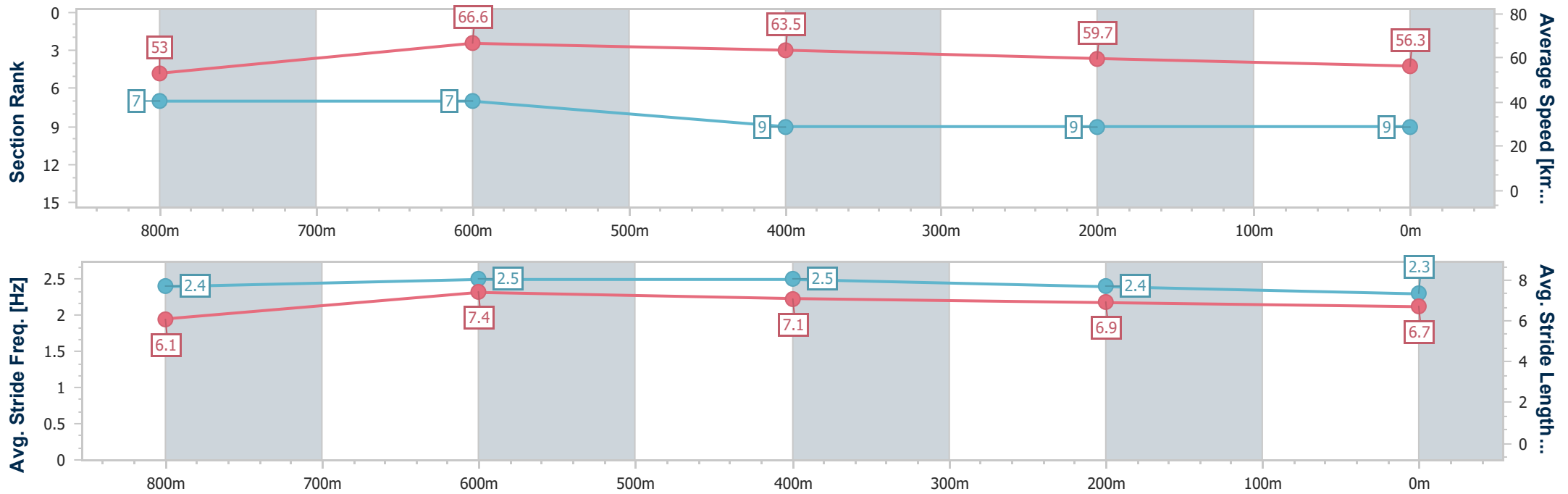
Horse/Jockey Name	Sister Georgia
Final Rank	9
Fastest Section Time (Section)	0:10.96 (800m)
Top Speed [km/h] (Section)	67.7 (800m)
Race State	Finished



Toowoomba QLD Professional  
 Race 3: MNP SECURITY Class 1 Handicap - 1000m  
 04 January 2025 - 17:56  
 Track Rating: Good 3, Weather: Fine, Rail Position: True



Section	Overall	800m	600m	400m	200m
Section Times	1:01.05 [9] (0:13.69)	0:47.36 [7] (0:10.96)	0:36.40 [7] (0:11.48)	0:24.92 [9] (0:12.17)	0:12.75 [9] (0:12.75)
Average Speed [km/h]	53.0	66.6	63.5	59.7	56.3
Top Speed [km/h]	66.8	67.7	66.6	62.1	59.0
Avg. Dist. to Rail [m]	6.3	3.0	2.7	1.5	0.5
Avg. Stride Freq. [Hz]	2.4	2.5	2.5	2.4	2.3
Avg. Stride Length [m]	6.1	7.4	7.1	6.9	6.7



- [ ] Ranking at each section and finish
- .-.- No data available at this section
- NA No data available



# Toowoomba QLD Professional

## Race 4: FOCUS HR Maiden Handicap - 1100m

04 January 2025 - 18:34



Track Rating: Good 3, Weather: Overcast, Rail Position: True

Section		Overall											Last 600m	
Field Times		1:06.49											0:35.35	
		(0:08.01)												
		1000m												
		0:58.48												
		(0:11.47)												
		800m												
		0:47.01												
		(0:11.66)												
		600m												
		0:35.35												
		(0:11.96)												
		400m												
		0:23.39												
		(0:11.79)												
		200m												
		0:11.60												
		(0:11.60)												
Rank	TAB	Horse/Jockey	Barrier	Top Speed [km/h]	Fastest Section	Overall	1000m	800m	600m	400m	200m	Margin	Distance Travelled [m]	
1	4	ADDICTED TO JULIA	13	64.5	0:08.22	1:06.49 [1]	0:58.27 [5]	0:46.72 [5]	0:35.09 [3]	0:23.19 [2]	0:11.60 [1]	1:06.49	0:35.09	
		Luke Dempsey		1000m	Overall	(0:08.22)	(0:11.55)	(0:11.63)	(0:11.90)	(0:11.59)	(0:11.60)			
2	2	DATA LEAK	5	64.1	0:08.17	1:06.51 [2]	0:58.34 [4]	0:46.49 [6]	0:34.69 [6]	0:22.87 [6]	0:11.39 [3]	0.1L	0:34.69	
		Montanna Savva		400m	Overall	(0:08.17)	(0:11.85)	(0:11.80)	(0:11.82)	(0:11.48)	(0:11.39)		-4	
3	12	ADDICTIVE PIRANHA	2	64.4	0:08.07	1:07.12 [3]	0:59.05 [2]	0:47.38 [3]	0:35.59 [5]	0:23.57 [5]	0:11.84 [5]	3.6L	0:35.59	
		Shania Willis		1000m	Overall	(0:08.07)	(0:11.67)	(0:11.79)	(0:12.02)	(0:11.73)	(0:11.84)		-2	
4	8	FOR THE BRAVE	8	65.0	0:08.01	1:07.22 [4]	0:59.21 [1]	0:47.74 [1]	0:36.08 [1]	0:24.12 [1]	0:12.22 [2]	4.1L	0:36.08	
		Les Tilley		1000m	Overall	(0:08.01)	(0:11.47)	(0:11.66)	(0:11.96)	(0:11.90)	(0:12.22)		-7	
5	15	WINDOW TAPPER	1	64.5	0:08.28	1:07.28 [5]	0:59.00 [6]	0:47.53 [4]	0:35.87 [4]	0:23.87 [4]	0:12.05 [4]	4.3L	0:35.87	
		Kenji Yoshida		1000m	Overall	(0:08.28)	(0:11.47)	(0:11.66)	(0:12.00)	(0:11.82)	(0:12.05)		-6	
6	6	SO YES IT IS	12	64.8	0:08.13	1:07.42 [6]	0:59.29 [3]	0:47.84 [2]	0:36.20 [2]	0:24.12 [3]	0:12.13 [6]	5.1L	0:36.20	
		Simon Miller		1000m	Overall	(0:08.13)	(0:11.45)	(0:11.64)	(0:12.08)	(0:11.99)	(0:12.13)		-2	
7	17	POW NOW	10	63.9	0:08.37	1:07.51 [7]	0:59.14 [8]	0:47.21 [8]	0:35.35 [7]	0:23.71 [7]	0:11.85 [7]	5.6L	0:35.35	
		Madeleine Wishart		600m	Overall	(0:08.37)	(0:11.93)	(0:11.86)	(0:11.64)	(0:11.86)	(0:11.85)		-3	
8	1	VAIN ROSSI	11	64.3	0:08.75	1:07.53 [8]	0:58.78 [12]	0:46.88 [12]	0:34.77 [12]	0:23.03 [11]	0:11.36 [9]	5.7L	0:34.77	
		Dylan Bennett		200m	Overall	(0:08.75)	(0:11.90)	(0:12.11)	(0:11.74)	(0:11.67)	(0:11.36)		-2	
9	10	THREE TEES	7	63.5	0:08.71	1:08.09 [9]	0:59.38 [11]	0:47.47 [11]	0:35.69 [9]	0:23.98 [8]	0:11.91 [10]	9L	0:35.69	
		Justin Stanley		800m	Overall	(0:08.71)	(0:11.91)	(0:11.78)	(0:11.71)	(0:12.07)	(0:11.91)		-4	
10	14	SHALZER	4	63.8	0:08.54	1:08.27 [10]	0:59.73 [9]	0:47.71 [10]	0:35.71 [11]	0:23.99 [10]	0:12.14 [8]	10L	0:35.71	
		Chelsea Baker		600m	Overall	(0:08.54)	(0:12.02)	(0:12.00)	(0:11.72)	(0:11.85)	(0:12.14)		-4	

Scratched: Tsukino (#11), Missing Boundaries (#13), Ludik (#3), Exsidee (#5), Gartan (#16)

Report Created: Sat 4 January 2025 20:46 GMT+10 (Note: Timing is based on position data)

Page 1/15

[ ] Ranking at each section and finish  
 -:-:- No data available at this section  
 NA No data available

SCN Saddle cloth number  
 DNF Did not finish  
 DNT Did not track

data processed by TRIPLESDATA



# Toowoomba QLD Professional

## Race 4: FOCUS HR Maiden Handicap - 1100m

04 January 2025 - 18:34



Track Rating: Good 3, Weather: Overcast, Rail Position: True

Section		Overall	1000m	800m	600m	400m	200m	Last 600m					
Field Times		1:06.49 (0:08.01)	0:58.48 (0:11.47)	0:47.01 (0:11.66)	0:35.35 (0:11.96)	0:23.39 (0:11.79)	0:11.60 (0:11.60)	0:35.35					
Rank	TAB Horse/Jockey	Barrier	Top Speed [km/h]	Fastest Section	Margin							Distance Travelled [m]	
11	18 <b>OUTTA BEAUTY</b> Colleen Krahn	9	63.5 1000m	0:09.35 Overall	1:08.84 [11] (0:09.35)	0:59.49 [13] (0:11.61)	0:47.88 [13] (0:11.93)	0:35.95 [13] (0:11.92)	0:24.03 [13] (0:11.97)	0:12.06 [12] (0:12.06)	13.3L	0:35.95	-8
12	7 <b>DUCK OUT</b> Rob Thorburn	6	66.8 1000m	0:08.70 Overall	1:10.21 [12] (0:08.70)	1:01.51 [10] (0:11.53)	0:49.98 [7] (0:11.99)	0:37.99 [8] (0:11.93)	0:26.06 [9] (0:12.42)	0:13.64 [11] (0:13.64)	21.3L	0:37.99	-9
13	9 <b>MASI KURA</b> Ty Wheeler	3	64.4 1000m	0:08.32 Overall	1:10.29 [13] (0:08.32)	1:01.97 [7] (0:11.98)	0:49.99 [9] (0:12.12)	0:37.87 [10] (0:12.20)	0:25.67 [12] (0:12.49)	0:13.18 [13] (0:13.18)	21.7L	0:37.87	-8

Scratched: Tsukino (#11), Missing Boundaries (#13), Ludik (#3), Exsidee (#5), Gartan (#16)

[ ] Ranking at each section and finish  
 -:-:- No data available at this section  
 NA No data available

SCN Saddle cloth number  
 DNF Did not finish  
 DNT Did not track



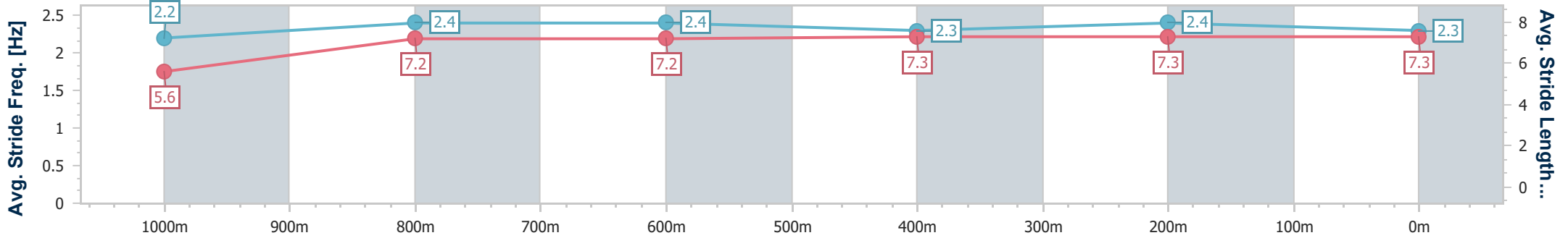
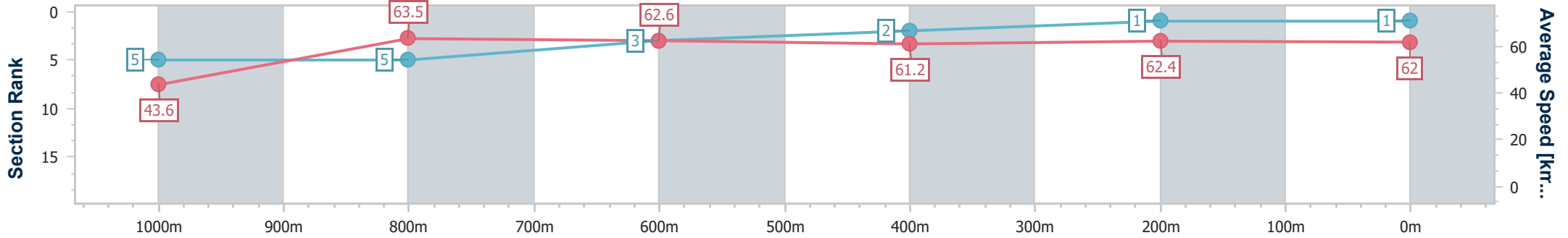
Horse/Jockey Name	Addicted To Julia
Final Rank	1
Fastest Section Time (Section)	0:08.22 (Overall)
Top Speed [km/h] (Section)	64.5 (1000m)
Race State	Finished



Toowoomba QLD Professional  
 Race 4: FOCUS HR Maiden Handicap - 1100m  
 04 January 2025 - 18:34  
 Track Rating: Good 3, Weather: Overcast, Rail Position: True



Section	Overall	1000m	800m	600m	400m	200m
Section Times	1:06.49 [1] (0:08.22)	0:58.27 [5] (0:11.55)	0:46.72 [5] (0:11.63)	0:35.09 [3] (0:11.90)	0:23.19 [2] (0:11.59)	0:11.60 [1] (0:11.60)
Average Speed [km/h]	43.6	63.5	62.6	61.2	62.4	62.0
Top Speed [km/h]	62.7	64.5	64.2	63.0	63.4	62.9
Avg. Dist. to Rail [m]	12.4	5.1	3.7	2.4	1.4	1.8
Avg. Stride Freq. [Hz]	2.2	2.4	2.4	2.3	2.4	2.3
Avg. Stride Length [m]	5.6	7.2	7.2	7.3	7.3	7.3



- [ ] Ranking at each section and finish
- .-.- No data available at this section
- NA No data available



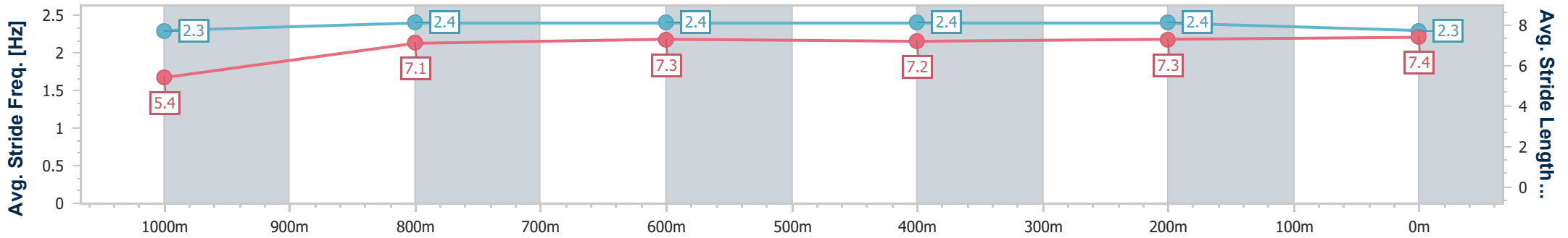
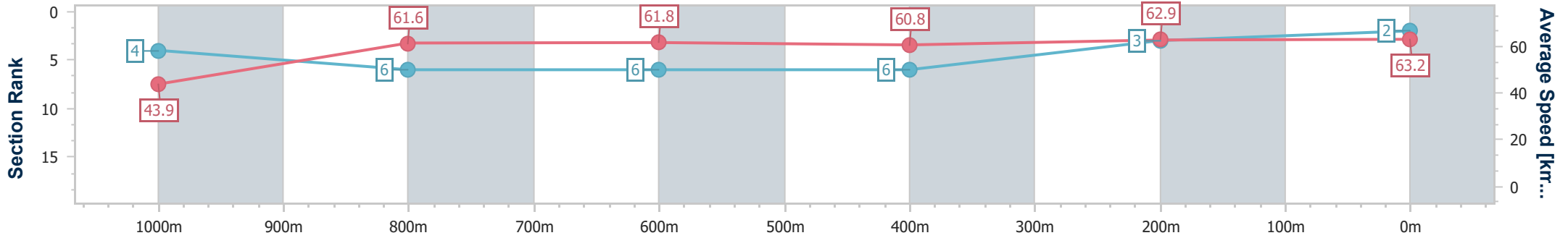
Horse/Jockey Name	Data Leak
Final Rank	2
Fastest Section Time (Section)	0:08.17 (Overall)
Top Speed [km/h] (Section)	64.1 (400m)
Race State	Finished



Toowoomba QLD Professional  
 Race 4: FOCUS HR Maiden Handicap - 1100m  
 04 January 2025 - 18:34  
 Track Rating: Good 3, Weather: Overcast, Rail Position: True



Section	Overall	1000m	800m	600m	400m	200m
Section Times	1:06.51 [2] (0:08.17)	0:58.34 [4] (0:11.85)	0:46.49 [6] (0:11.80)	0:34.69 [6] (0:11.82)	0:22.87 [6] (0:11.48)	0:11.39 [3] (0:11.39)
Average Speed [km/h]	43.9	61.6	61.8	60.8	62.9	63.2
Top Speed [km/h]	60.7	62.5	63.2	62.6	64.1	63.7
Avg. Dist. to Rail [m]	7.7	4.8	2.7	0.6	0.5	0.5
Avg. Stride Freq. [Hz]	2.3	2.4	2.4	2.4	2.4	2.3
Avg. Stride Length [m]	5.4	7.1	7.3	7.2	7.3	7.4



- [ ] Ranking at each section and finish
- .-.- No data available at this section
- NA No data available





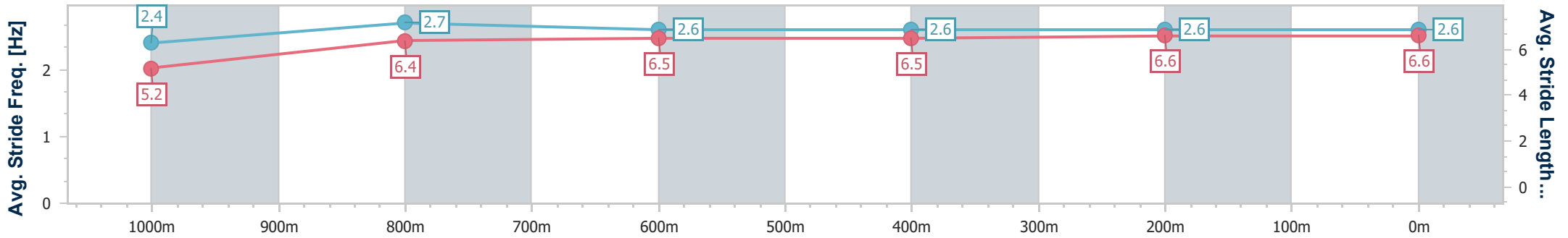
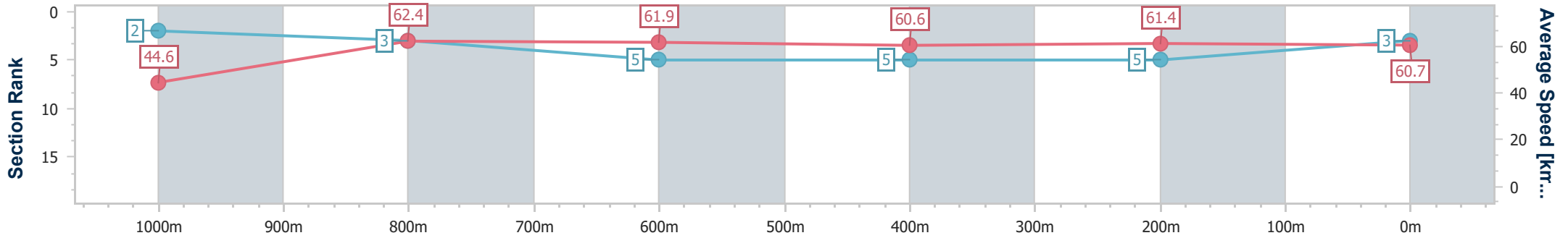
Horse/Jockey Name	Addictive Piranha
Final Rank	3
Fastest Section Time (Section)	0:08.07 (Overall)
Top Speed [km/h] (Section)	64.4 (1000m)
Race State	Finished



Toowoomba QLD Professional  
 Race 4: FOCUS HR Maiden Handicap - 1100m  
 04 January 2025 - 18:34  
 Track Rating: Good 3, Weather: Overcast, Rail Position: True



Section	Overall	1000m	800m	600m	400m	200m
Section Times	1:07.12 [3] (0:08.07)	0:59.05 [2] (0:11.67)	0:47.38 [3] (0:11.79)	0:35.59 [5] (0:12.02)	0:23.57 [5] (0:11.73)	0:11.84 [5] (0:11.84)
Average Speed [km/h]	44.6	62.4	61.9	60.6	61.4	60.7
Top Speed [km/h]	62.6	64.4	63.3	62.6	63.1	63.1
Avg. Dist. to Rail [m]	4.5	3.8	3.2	1.5	0.9	2.3
Avg. Stride Freq. [Hz]	2.4	2.7	2.6	2.6	2.6	2.6
Avg. Stride Length [m]	5.2	6.4	6.5	6.5	6.6	6.6



- [ ] Ranking at each section and finish
- .-.- No data available at this section
- NA No data available



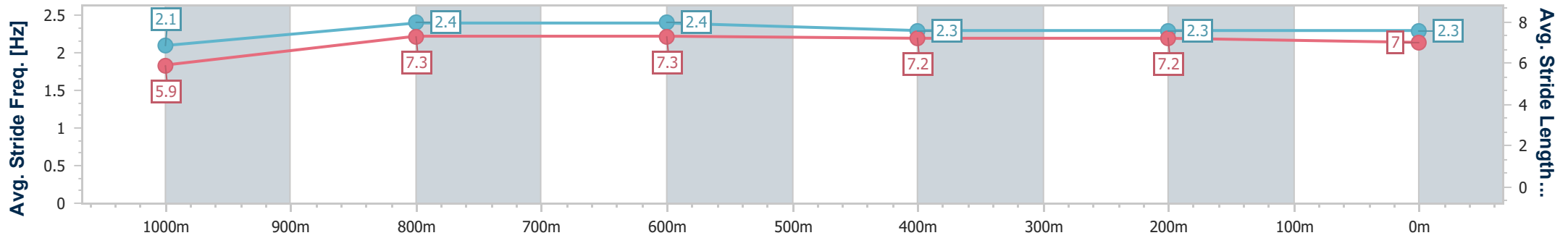
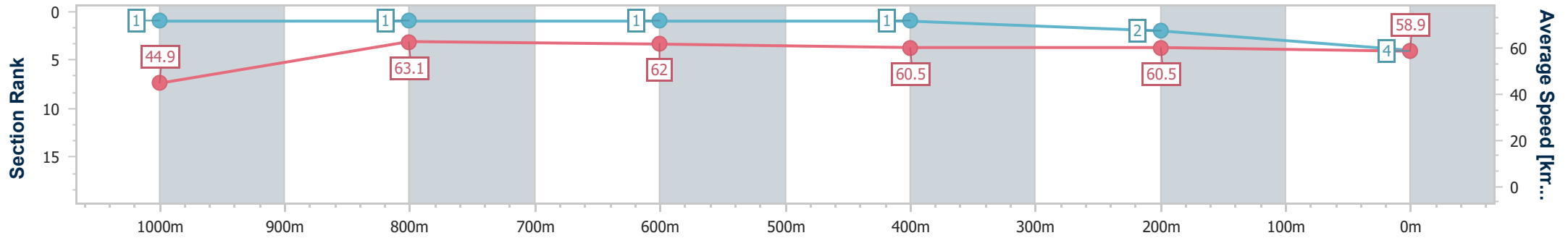
Horse/Jockey Name	For The Brave
Final Rank	4
Fastest Section Time (Section)	0:08.01 (Overall)
Top Speed [km/h] (Section)	65.0 (1000m)
Race State	Finished



Toowoomba QLD Professional  
 Race 4: FOCUS HR Maiden Handicap - 1100m  
 04 January 2025 - 18:34  
 Track Rating: Good 3, Weather: Overcast, Rail Position: True



Section	Overall	1000m	800m	600m	400m	200m
Section Times	1:07.22 [4] (0:08.01)	0:59.21 [1] (0:11.47)	0:47.74 [1] (0:11.66)	0:36.08 [1] (0:11.96)	0:24.12 [1] (0:11.90)	0:12.22 [2] (0:12.22)
Average Speed [km/h]	44.9	63.1	62.0	60.5	60.5	58.9
Top Speed [km/h]	63.1	65.0	63.2	63.1	61.7	60.4
Avg. Dist. to Rail [m]	7.5	2.9	1.0	0.2	0.2	0.6
Avg. Stride Freq. [Hz]	2.1	2.4	2.4	2.3	2.3	2.3
Avg. Stride Length [m]	5.9	7.3	7.3	7.2	7.2	7.0



- [ ] Ranking at each section and finish
- .-.- No data available at this section
- NA No data available



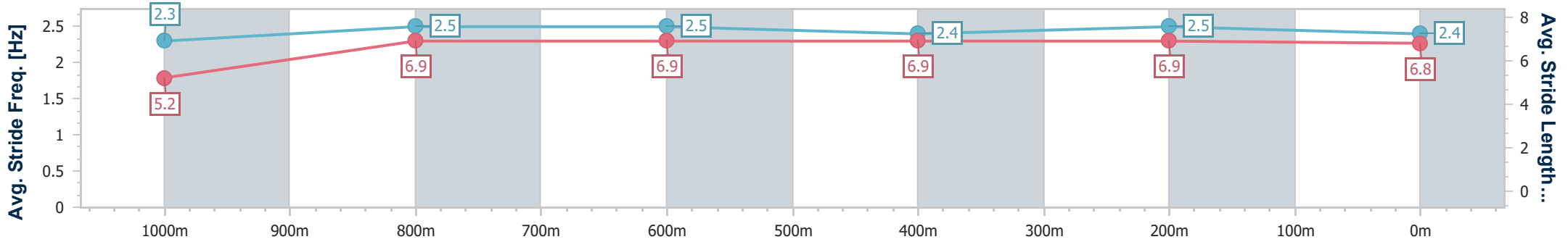
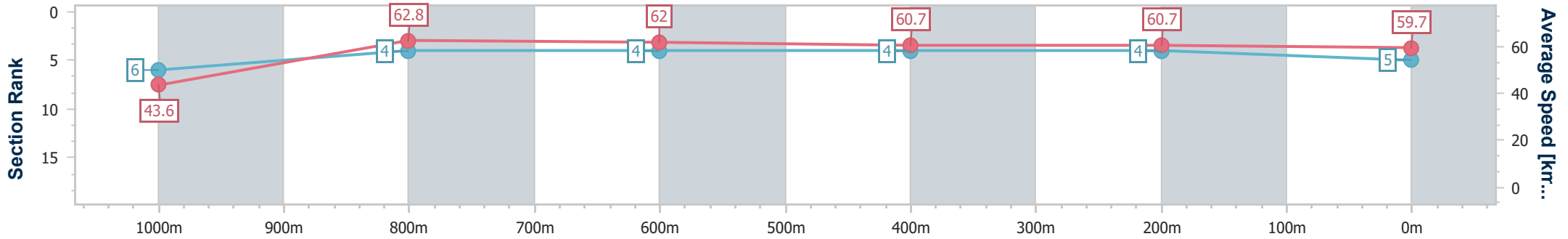
Horse/Jockey Name	Window Tapper
Final Rank	5
Fastest Section Time (Section)	0:08.28 (Overall)
Top Speed [km/h] (Section)	64.5 (1000m)
Race State	Finished



Toowoomba QLD Professional  
 Race 4: FOCUS HR Maiden Handicap - 1100m  
 04 January 2025 - 18:34  
 Track Rating: Good 3, Weather: Overcast, Rail Position: True



Section	Overall	1000m	800m	600m	400m	200m
Section Times	1:07.28 [5] (0:08.28)	0:59.00 [6] (0:11.47)	0:47.53 [4] (0:11.66)	0:35.87 [4] (0:12.00)	0:23.87 [4] (0:11.82)	0:12.05 [4] (0:12.05)
Average Speed [km/h]	43.6	62.8	62.0	60.7	60.7	59.7
Top Speed [km/h]	63.7	64.5	62.9	61.8	61.8	61.4
Avg. Dist. to Rail [m]	3.0	0.9	1.1	2.0	1.3	2.0
Avg. Stride Freq. [Hz]	2.3	2.5	2.5	2.4	2.5	2.4
Avg. Stride Length [m]	5.2	6.9	6.9	6.9	6.9	6.8



- [ ] Ranking at each section and finish
- .-.- No data available at this section
- NA No data available



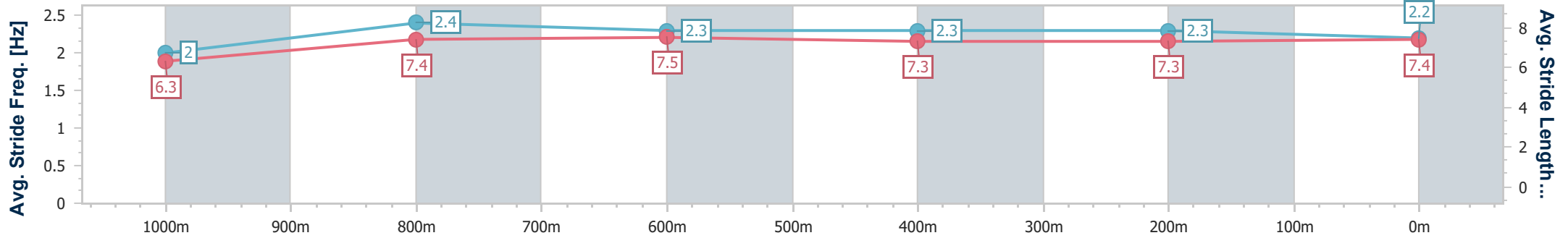
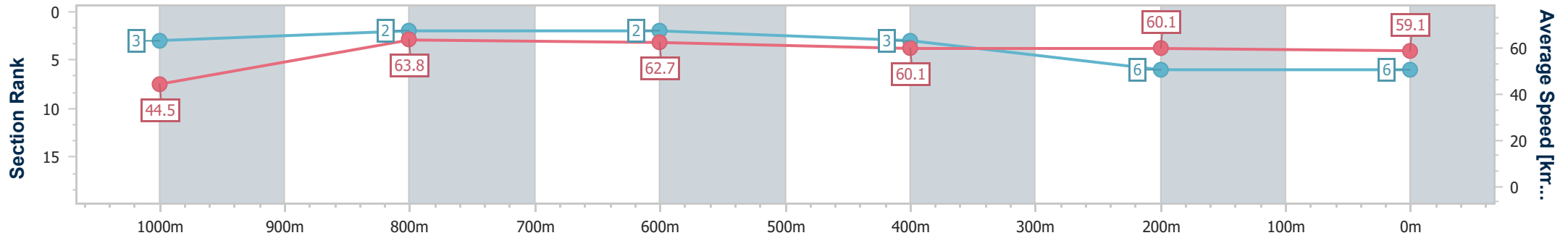
Horse/Jockey Name	So Yes It Is
Final Rank	6
Fastest Section Time (Section)	0:08.13 (Overall)
Top Speed [km/h] (Section)	64.8 (1000m)
Race State	Finished



Toowoomba QLD Professional  
 Race 4: FOCUS HR Maiden Handicap - 1100m  
 04 January 2025 - 18:34  
 Track Rating: Good 3, Weather: Overcast, Rail Position: True



Section	Overall	1000m	800m	600m	400m	200m
Section Times	1:07.42 [6] (0:08.13)	0:59.29 [3] (0:11.45)	0:47.84 [2] (0:11.64)	0:36.20 [2] (0:12.08)	0:24.12 [3] (0:11.99)	0:12.13 [6] (0:12.13)
Average Speed [km/h]	44.5	63.8	62.7	60.1	60.1	59.1
Top Speed [km/h]	62.3	64.8	63.9	62.1	61.0	60.9
Avg. Dist. to Rail [m]	11.7	4.9	3.5	1.8	0.4	0.4
Avg. Stride Freq. [Hz]	2.0	2.4	2.3	2.3	2.3	2.2
Avg. Stride Length [m]	6.3	7.4	7.5	7.3	7.3	7.4



- [ ] Ranking at each section and finish
- .-.- No data available at this section
- NA No data available



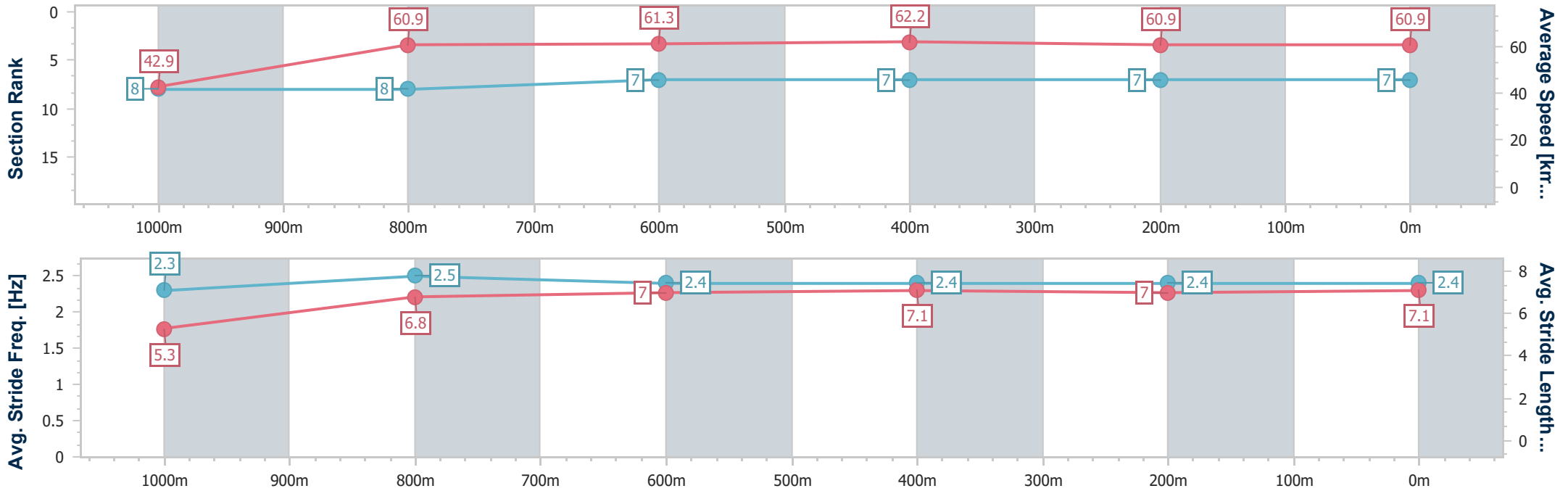
Horse/Jockey Name	Pow Now
Final Rank	7
Fastest Section Time (Section)	0:08.37 (Overall)
Top Speed [km/h] (Section)	63.9 (600m)
Race State	Finished



Toowoomba QLD Professional  
 Race 4: FOCUS HR Maiden Handicap - 1100m  
 04 January 2025 - 18:34  
 Track Rating: Good 3, Weather: Overcast, Rail Position: True



Section	Overall	1000m	800m	600m	400m	200m
Section Times	1:07.51 [7] (0:08.37)	0:59.14 [8] (0:11.93)	0:47.21 [8] (0:11.86)	0:35.35 [7] (0:11.64)	0:23.71 [7] (0:11.86)	0:11.85 [7] (0:11.85)
Average Speed [km/h]	42.9	60.9	61.3	62.2	60.9	60.9
Top Speed [km/h]	58.5	61.9	63.0	63.9	61.5	61.4
Avg. Dist. to Rail [m]	8.8	2.6	2.9	1.3	1.1	1.7
Avg. Stride Freq. [Hz]	2.3	2.5	2.4	2.4	2.4	2.4
Avg. Stride Length [m]	5.3	6.8	7.0	7.1	7.0	7.1



- [ ] Ranking at each section and finish
- .-.- No data available at this section
- NA No data available



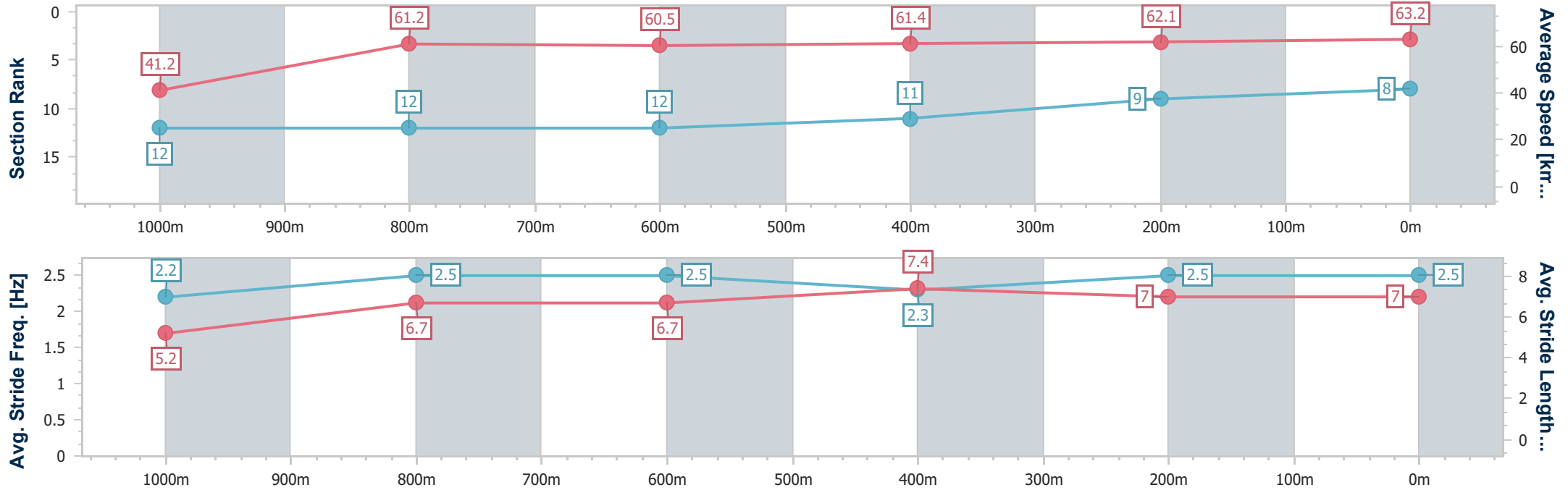
Horse/Jockey Name	Vain Rossi
Final Rank	8
Fastest Section Time (Section)	0:08.75 (Overall)
Top Speed [km/h] (Section)	64.3 (200m)
Race State	Finished



Toowoomba QLD Professional  
 Race 4: FOCUS HR Maiden Handicap - 1100m  
 04 January 2025 - 18:34  
 Track Rating: Good 3, Weather: Overcast, Rail Position: True



Section	Overall	1000m	800m	600m	400m	200m
Section Times	1:07.53 [8] (0:08.75)	0:58.78 [12] (0:11.90)	0:46.88 [12] (0:12.11)	0:34.77 [12] (0:11.74)	0:23.03 [11] (0:11.67)	0:11.36 [9] (0:11.36)
Average Speed [km/h]	41.2	61.2	60.5	61.4	62.1	63.2
Top Speed [km/h]	57.3	62.8	61.4	62.3	62.9	64.3
Avg. Dist. to Rail [m]	10.2	3.5	4.4	1.0	2.1	6.9
Avg. Stride Freq. [Hz]	2.2	2.5	2.5	2.3	2.5	2.5
Avg. Stride Length [m]	5.2	6.7	6.7	7.4	7.0	7.0



- [ ] Ranking at each section and finish
- .-.- No data available at this section
- NA No data available



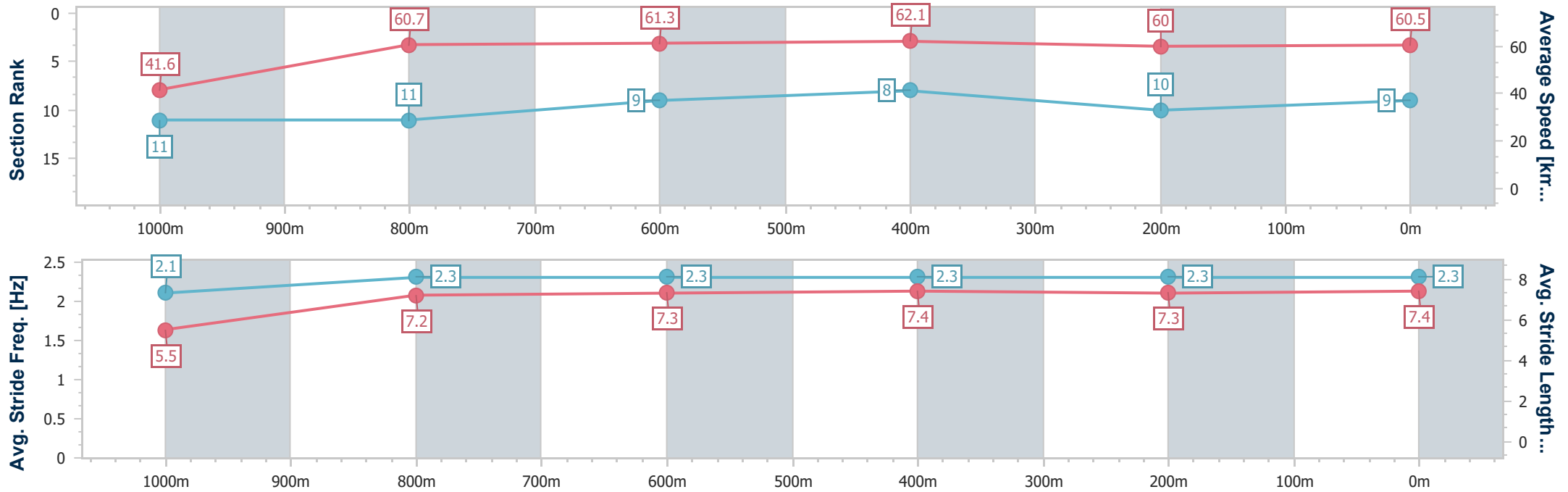
Horse/Jockey Name	Three Tees
Final Rank	9
Fastest Section Time (Section)	0:08.71 (Overall)
Top Speed [km/h] (Section)	63.5 (800m)
Race State	Finished



Toowoomba QLD Professional  
 Race 4: FOCUS HR Maiden Handicap - 1100m  
 04 January 2025 - 18:34  
 Track Rating: Good 3, Weather: Overcast, Rail Position: True



Section	Overall	1000m	800m	600m	400m	200m
Section Times	1:08.09 [9] (0:08.71)	0:59.38 [11] (0:11.91)	0:47.47 [11] (0:11.78)	0:35.69 [9] (0:11.71)	0:23.98 [8] (0:12.07)	0:11.91 [10] (0:11.91)
Average Speed [km/h]	41.6	60.7	61.3	62.1	60.0	60.5
Top Speed [km/h]	59.1	62.6	63.5	63.2	61.2	61.1
Avg. Dist. to Rail [m]	5.9	1.4	1.4	2.2	1.3	0.6
Avg. Stride Freq. [Hz]	2.1	2.3	2.3	2.3	2.3	2.3
Avg. Stride Length [m]	5.5	7.2	7.3	7.4	7.3	7.4



- [ ] Ranking at each section and finish
- .-.- No data available at this section
- NA No data available



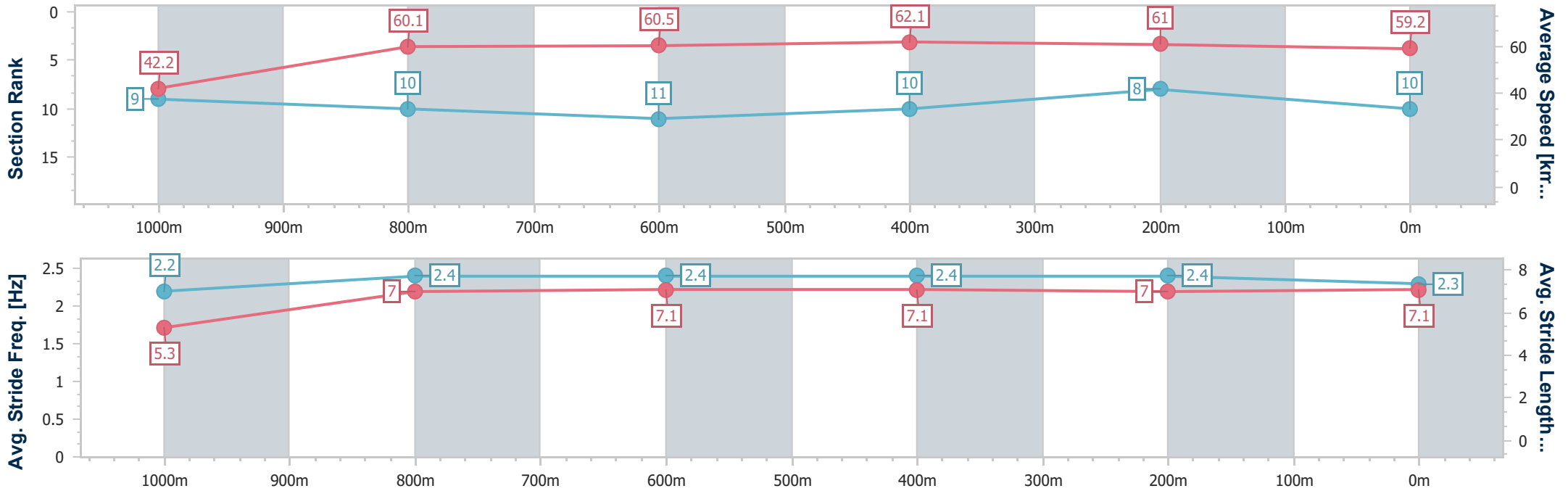
Horse/Jockey Name	Shalzer
Final Rank	10
Fastest Section Time (Section)	0:08.54 (Overall)
Top Speed [km/h] (Section)	63.8 (600m)
Race State	Finished



Toowoomba QLD Professional  
 Race 4: FOCUS HR Maiden Handicap - 1100m  
 04 January 2025 - 18:34  
 Track Rating: Good 3, Weather: Overcast, Rail Position: True



Section	Overall	1000m	800m	600m	400m	200m
Section Times	1:08.27 [10] (0:08.54)	0:59.73 [9] (0:12.02)	0:47.71 [10] (0:12.00)	0:35.71 [11] (0:11.72)	0:23.99 [10] (0:11.85)	0:12.14 [8] (0:12.14)
Average Speed [km/h]	42.2	60.1	60.5	62.1	61.0	59.2
Top Speed [km/h]	59.1	62.7	63.1	63.8	62.5	60.5
Avg. Dist. to Rail [m]	5.4	1.4	2.4	2.0	1.0	2.4
Avg. Stride Freq. [Hz]	2.2	2.4	2.4	2.4	2.4	2.3
Avg. Stride Length [m]	5.3	7.0	7.1	7.1	7.0	7.1



- [ ] Ranking at each section and finish
- .-.- No data available at this section
- NA No data available





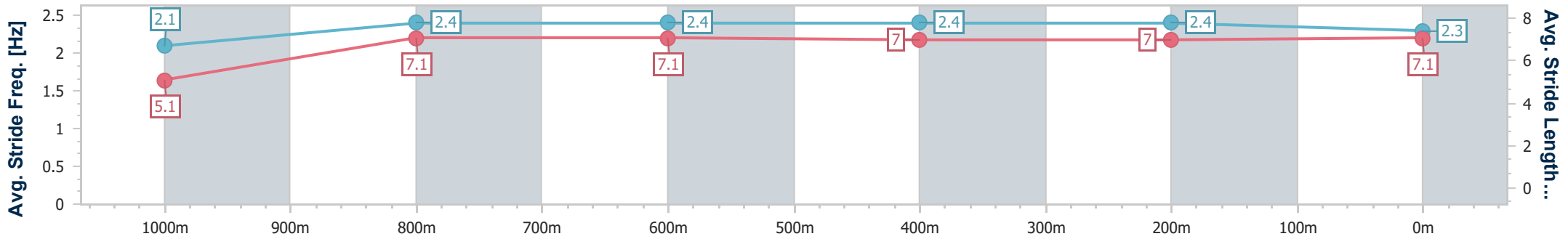
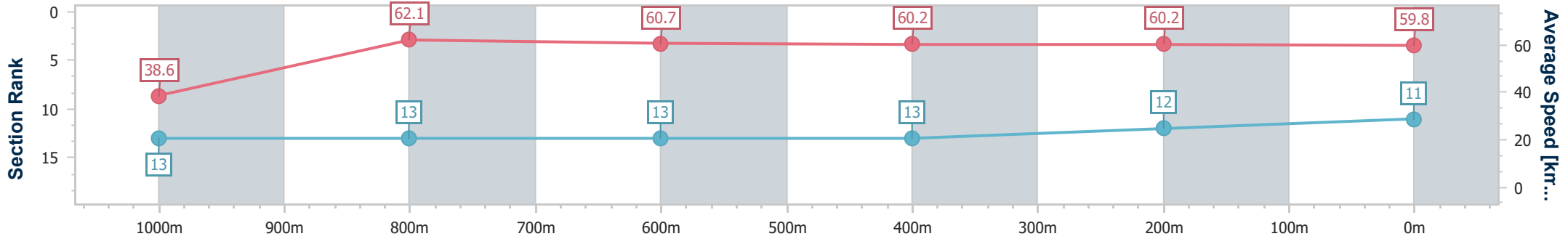
Horse/Jockey Name	Outta Beauty
Final Rank	11
Fastest Section Time (Section)	0:09.35 (Overall)
Top Speed [km/h] (Section)	63.5 (1000m)
Race State	Finished



Toowoomba QLD Professional  
 Race 4: FOCUS HR Maiden Handicap - 1100m  
 04 January 2025 - 18:34  
 Track Rating: Good 3, Weather: Overcast, Rail Position: True



Section	Overall	1000m	800m	600m	400m	200m
Section Times	1:08.84 [11] (0:09.35)	0:59.49 [13] (0:11.61)	0:47.88 [13] (0:11.93)	0:35.95 [13] (0:11.92)	0:24.03 [13] (0:11.97)	0:12.06 [12]
Average Speed [km/h]	38.6	62.1	60.7	60.2	60.2	59.8
Top Speed [km/h]	60.3	63.5	61.5	61.9	60.9	60.3
Avg. Dist. to Rail [m]	7.7	0.6	0.6	0.5	0.8	2.7
Avg. Stride Freq. [Hz]	2.1	2.4	2.4	2.4	2.4	2.3
Avg. Stride Length [m]	5.1	7.1	7.1	7.0	7.0	7.1



- [ ] Ranking at each section and finish
- .-.- No data available at this section
- NA No data available



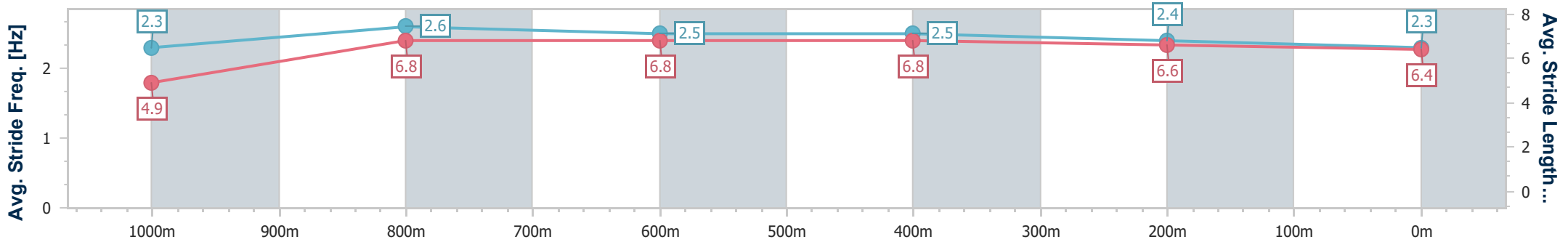
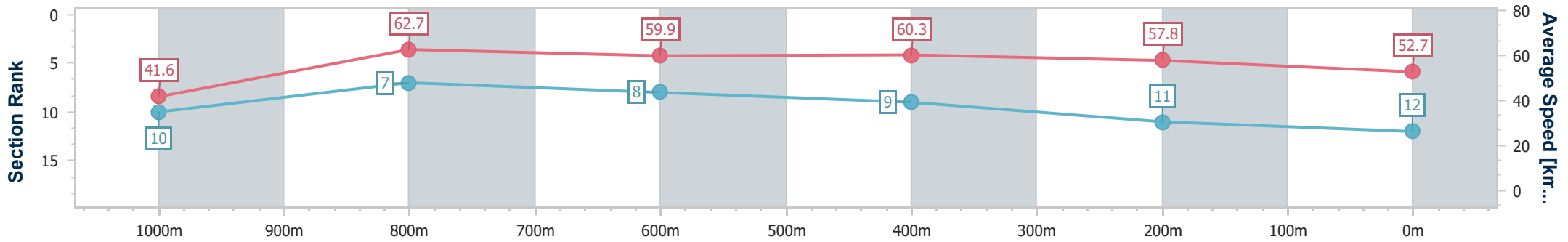
Horse/Jockey Name	Duck Out
Final Rank	12
Fastest Section Time (Section)	0:08.70 (Overall)
Top Speed [km/h] (Section)	66.8 (1000m)
Race State	Finished



Toowoomba QLD Professional  
 Race 4: FOCUS HR Maiden Handicap - 1100m  
 04 January 2025 - 18:34  
 Track Rating: Good 3, Weather: Overcast, Rail Position: True



Section	Overall	1000m	800m	600m	400m	200m
Section Times	1:10.21 [12] (0:08.70)	1:01.51 [10] (0:11.53)	0:49.98 [7] (0:11.99)	0:37.99 [8] (0:11.93)	0:26.06 [9] (0:12.42)	0:13.64 [11] (0:13.64)
Average Speed [km/h]	41.6	62.7	59.9	60.3	57.8	52.7
Top Speed [km/h]	64.1	66.8	62.5	62.8	58.9	56.2
Avg. Dist. to Rail [m]	9.3	3.1	0.3	0.6	0.3	0.6
Avg. Stride Freq. [Hz]	2.3	2.6	2.5	2.5	2.4	2.3
Avg. Stride Length [m]	4.9	6.8	6.8	6.8	6.6	6.4



- [ ] Ranking at each section and finish
- .-.- No data available at this section
- NA No data available



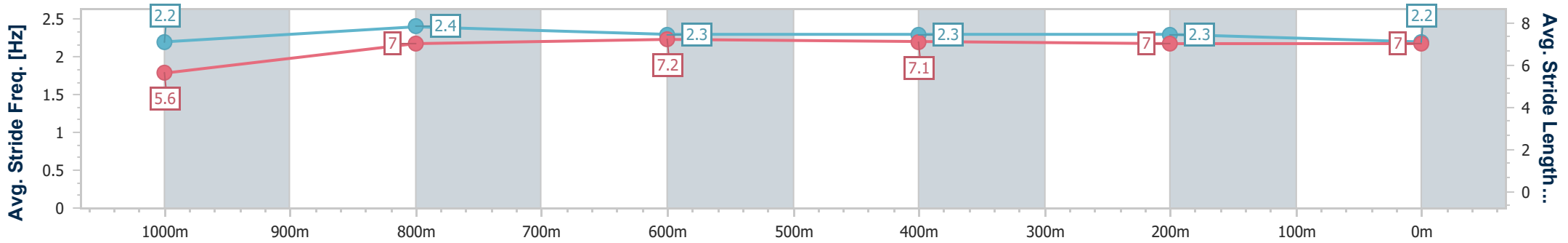
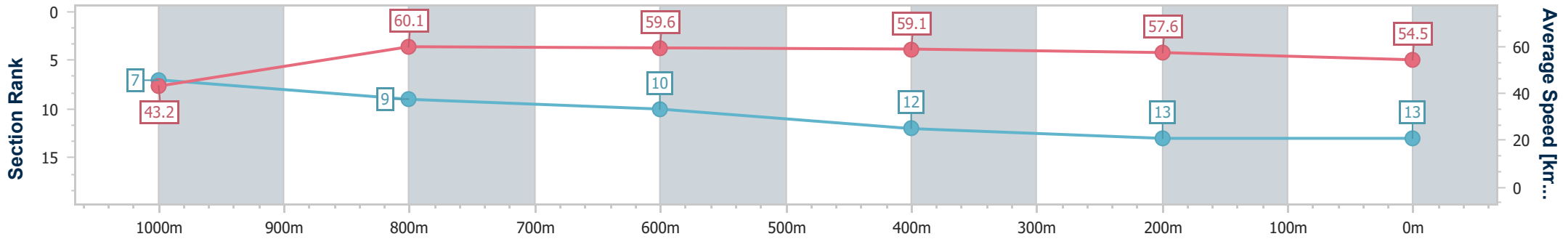
Horse/Jockey Name	Masi Kura
Final Rank	13
Fastest Section Time (Section)	0:08.32 (Overall)
Top Speed [km/h] (Section)	64.4 (1000m)
Race State	Finished



Toowoomba QLD Professional  
 Race 4: FOCUS HR Maiden Handicap - 1100m  
 04 January 2025 - 18:34  
 Track Rating: Good 3, Weather: Overcast, Rail Position: True



Section	Overall	1000m	800m	600m	400m	200m
Section Times	1:10.29 [13] (0:08.32)	1:01.97 [7] (0:11.98)	0:49.99 [9] (0:12.12)	0:37.87 [10] (0:12.20)	0:25.67 [12] (0:12.49)	0:13.18 [13] (0:13.18)
Average Speed [km/h]	43.2	60.1	59.6	59.1	57.6	54.5
Top Speed [km/h]	61.3	64.4	61.7	61.8	58.2	56.7
Avg. Dist. to Rail [m]	4.3	0.8	1.1	0.4	1.1	0.9
Avg. Stride Freq. [Hz]	2.2	2.4	2.3	2.3	2.3	2.2
Avg. Stride Length [m]	5.6	7.0	7.2	7.1	7.0	7.0



- [ ] Ranking at each section and finish
- .-.- No data available at this section
- NA No data available



# Toowoomba QLD Professional

## Race 5: PRYDE'S EASIFEED QTIS Three-Year-Old Maiden Handicap - 1300m

04 January 2025 - 19:06



Track Rating: Good 3, Weather: Fine, Rail Position: True

Section		Overall	1200m	1000m	800m	600m	400m	Last 600m				
Field Times		1:20.76 (0:08.56)	1:12.20 (0:11.06)	1:01.14 (0:12.05)	0:49.09 (0:12.47)	0:36.62 (0:12.43)	0:24.19 (0:12.35)	0:36.62				
Rank	TAB Horse/Jockey	Barrier	Top Speed [km/h]	Fastest Section	Distance Travelled [m]							
1	4 KEEP IT LOKI Brandon Lerena	9	65.3	0:08.87	1:20.76 [1] (0:08.87)	1:11.89 [5] (0:11.25)	1:00.64 [6] (0:11.94)	0:48.70 [6] (0:12.49)	0:36.21 [6] (0:12.44)	0:23.77 [6] (0:12.04)	0:36.21	
2	11 BLACK ASSASSIN Yvette Lewis	5	65.8	0:09.16	1:20.89 [2] (0:09.16)	1:11.73 [10] (0:11.23)	1:00.50 [10] (0:11.88)	0:48.62 [9] (0:12.51)	0:36.11 [8] (0:12.32)	0:23.79 [8] (0:12.03)	0:36.11	-4
3	7 HEALTHY SUSPICION Chris Whiteley	8	68.8	0:08.78	1:21.50 [3] (0:08.78)	1:12.72 [4] (0:10.84)	1:01.88 [1] (0:12.08)	0:49.80 [2] (0:12.51)	0:37.29 [2] (0:12.36)	0:24.93 [1] (0:12.35)	0:37.29	-5
4	3 FOOLSAY Chelsea Baker	2	64.9	0:08.76	1:21.67 [4] (0:08.76)	1:12.91 [3] (0:11.22)	1:01.69 [5] (0:11.96)	0:49.73 [4] (0:12.49)	0:37.24 [5] (0:12.53)	0:24.71 [5] (0:12.56)	0:37.24	-13
5	1 POSTMAN'S GAP Nathan Fazackerley	7	65.6	0:09.24	1:21.72 [5] (0:09.24)	1:12.48 [11] (0:11.37)	1:01.11 [11] (0:11.78)	0:49.33 [11] (0:12.58)	0:36.75 [10] (0:12.38)	0:24.37 [10] (0:12.30)	0:36.75	-9
6	8 SUNSHINE SALLY Madeleine Wishart	11	67.9	0:08.97	1:21.78 [6] (0:08.97)	1:12.81 [8] (0:10.86)	1:01.95 [3] (0:11.90)	0:50.05 [3] (0:12.53)	0:37.52 [3] (0:12.42)	0:25.10 [3] (0:12.36)	0:37.52	-2
7	10 MISSING BOUNDARIES Nozi Tomizawa	4	66.4	0:08.74	1:21.93 [7] (0:08.74)	1:13.19 [2] (0:11.19)	1:02.00 [4] (0:12.01)	0:49.99 [5] (0:12.46)	0:37.53 [4] (0:12.44)	0:25.09 [4] (0:12.45)	0:37.53	-5
8	2 RED SUTURE Kenji Yoshida	6	65.8	0:08.95	1:22.34 [8] (0:08.95)	1:13.39 [7] (0:11.23)	1:02.16 [7] (0:12.06)	0:50.10 [8] (0:12.91)	0:37.19 [11] (0:12.53)	0:24.66 [11] (0:12.38)	0:37.19	-3
9	5 BACCARAT ROUGE Les Tilley	10	65.2	0:08.89	1:22.41 [9] (0:08.89)	1:13.52 [6] (0:11.40)	1:02.12 [9] (0:12.06)	0:50.06 [10] (0:12.52)	0:37.54 [9] (0:12.46)	0:25.08 [9] (0:12.47)	0:37.54	+2
10	6 GAELIC SPIRIT Dylan Bennett	1	65.3	0:09.04	1:22.50 [10] (0:09.04)	1:13.46 [9] (0:11.20)	1:02.26 [8] (0:11.85)	0:50.41 [7] (0:12.57)	0:37.84 [7] (0:12.40)	0:25.44 [7] (0:12.83)	0:37.84	-10

Scratched: Great Angles (#12)

Report Created: Sat 4 January 2025 19:31 GMT+10 (Note: Timing is based on position data)

Page 1/15

[ ] Ranking at each section and finish  
 -:-:- No data available at this section  
 NA No data available

SCN Saddle cloth number  
 DNF Did not finish  
 DNT Did not track

data processed by TRIPLESDATA



**Toowoomba QLD Professional**  
**Race 5: PRYDE'S EASIFEED QTIS Three-Year-Old Maiden Handicap - 1300m**

04 January 2025 - 19:06



Track Rating: Good 3, Weather: Fine, Rail Position: True

Section	Overall	1200m	1000m	800m	600m	400m	Last 600m
Field Times	1:20.76 (0:08.56)	1:12.20 (0:11.06)	1:01.14 (0:12.05)	0:49.09 (0:12.47)	0:36.62 (0:12.43)	0:24.19 (0:12.35)	0:36.62

Rank	TAB	Horse/Jockey	Barrier	Top Speed [km/h]	Fastest Section	Overall	1200m	1000m	800m	600m	400m	Last 600m	Distance Travelled [m]
11	9	RAZOR'S MAGIC	3	66.6	0:08.56	1:23.19 [11]	1:14.63 [1]	1:03.53 [2]	0:51.52 [1]	0:39.05 [1]	0:26.56 [2]	0:39.05	-10
		Amy Graham		1200m	Overall	(0:08.56)	(0:11.10)	(0:12.01)	(0:12.47)	(0:12.49)	(0:13.01)		

Scratched: Great Angles (#12)



# Toowoomba QLD Professional

## Race 5: PRYDE'S EASIFEED QTIS Three-Year-Old Maiden Handicap - 1300m

04 January 2025 - 19:06



Track Rating: Good 3, Weather: Fine, Rail Position: True

Section				200m				Last 600m	
Field Times				0:11.84 (0:11.84)				0:36.62	
Rank	TAB	Horse/Jockey	Barrier	Top Speed [km/h]	Fastest Section	Margin			Distance Travelled [m]
1	4	<b>KEEP IT LOKI</b>	9	65.3	0:08.87	0:11.73 [2]	1:20.76		0:36.21
		Brandon Lerena		1200m	Overall	(0:11.73)			
2	11	<b>BLACK ASSASSIN</b>	5	65.8	0:09.16	0:11.76 [4]	0.5L		0:36.11
		Yvette Lewis		1200m	Overall	(0:11.76)			-4
3	7	<b>HEALTHY SUSPICION</b>	8	68.8	0:08.78	0:12.58 [1]	4L		0:37.29
		Chris Whiteley		1200m	Overall	(0:12.58)			-5
4	3	<b>FOOLSAY</b>	2	64.9	0:08.76	0:12.15 [6]	4.8L		0:37.24
		Chelsea Baker		1200m	Overall	(0:12.15)			-13
5	1	<b>POSTMAN'S GAP</b>	7	65.6	0:09.24	0:12.07 [8]	5L		0:36.75
		Nathan Fazackerley		1200m	Overall	(0:12.07)			-9
6	8	<b>SUNSHINE SALLY</b>	11	67.9	0:08.97	0:12.74 [3]	5.2L		0:37.52
		Madeleine Wishart		1200m	Overall	(0:12.74)			-2
7	10	<b>MISSING BOUNDARIES</b>	4	66.4	0:08.74	0:12.64 [5]	6L		0:37.53
		Nozi Tomizawa		1200m	Overall	(0:12.64)			-5
8	2	<b>RED SUTURE</b>	6	65.8	0:08.95	0:12.28 [11]	8.3L		0:37.19
		Kenji Yoshida		1200m	Overall	(0:12.28)			-3
9	5	<b>BACCARAT ROUGE</b>	10	65.2	0:08.89	0:12.61 [9]	8.7L		0:37.54
		Les Tilley		1200m	Overall	(0:12.61)			+2
10	6	<b>GAELIC SPIRIT</b>	1	65.3	0:09.04	0:12.61 [10]	9.2L		0:37.84
		Dylan Bennett		1200m	Overall	(0:12.61)			-10

Scratched: Great Angles (#12)

Report Created: Sat 4 January 2025 19:31 GMT+10 (Note: Timing is based on position data)

Page 3/15

[ ] Ranking at each section and finish  
 -:-:- No data available at this section  
 NA No data available

SCN Saddle cloth number  
 DNF Did not finish  
 DNT Did not track

data processed by TRIPLESDATA



**Toowoomba QLD Professional**  
**Race 5: PRYDE'S EASIFEED QTIS Three-Year-Old Maiden Handicap - 1300m**  
**04 January 2025 - 19:06**



Track Rating: Good 3, Weather: Fine, Rail Position: True

Section		200m		Last 600m				
Field Times		0:11.84 (0:11.84)		0:36.62				
Rank	TAB Horse/Jockey	Barrier	Top Speed [km/h]	Fastest Section	Margin	Distance Travelled [m]		
11	9 RAZOR'S MAGIC	3	66.6	0:08.56	0:13.55 [7]	13.2L	0:39.05	-10
	Amy Graham		1200m	Overall	(0:13.55)			

Scratched: Great Angles (#12)



Horse/Jockey Name	Keep It Loki
Final Rank	1
Fastest Section Time (Section)	0:08.87 (Overall)
Top Speed [km/h] (Section)	65.3 (1200m)
Race State	Finished



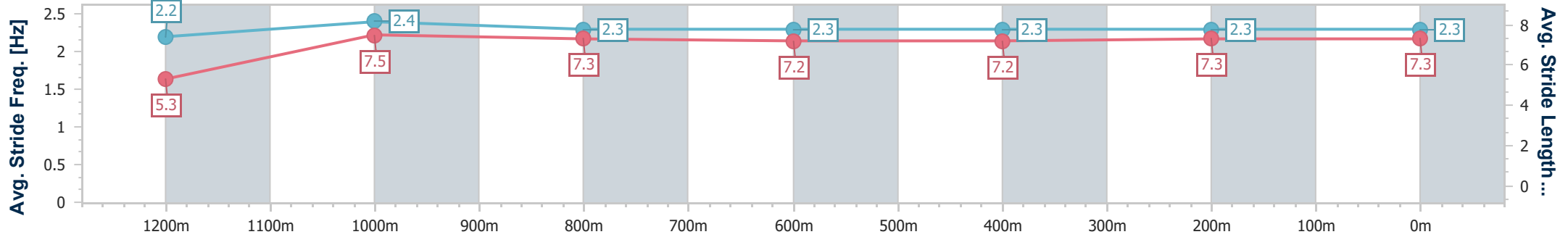
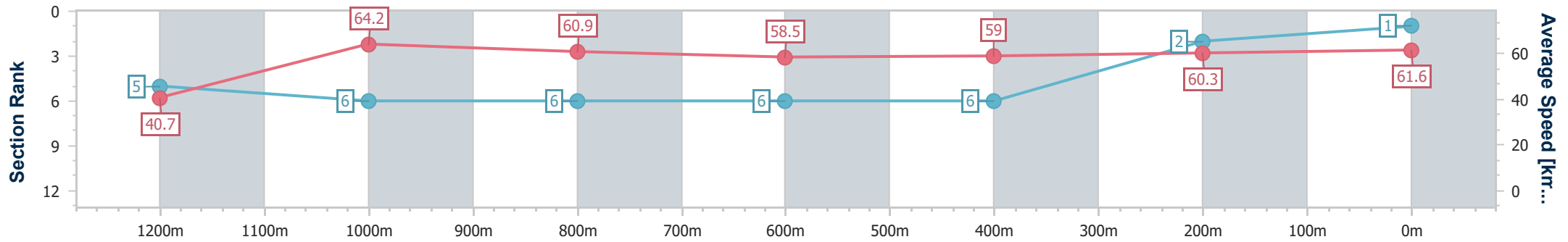
Toowoomba QLD Professional  
Race 5: PRYDE'S EASIFEED QTIS Three-Year-Old Maiden Handicap - 1300m



04 January 2025 - 19:06

Track Rating: Good 3, Weather: Fine, Rail Position: True

Section	Overall	1200m	1000m	800m	600m	400m	200m
Section Times	1:20.76 [1] (0:08.87)	1:11.89 [5] (0:11.25)	1:00.64 [6] (0:11.94)	0:48.70 [6] (0:12.49)	0:36.21 [6] (0:12.44)	0:23.77 [6] (0:12.04)	0:11.73 [2] (0:11.73)
Average Speed [km/h]	40.7	64.2	60.9	58.5	59.0	60.3	61.6
Top Speed [km/h]	62.0	65.3	62.6	59.8	59.7	62.5	62.5
Avg. Dist. to Rail [m]	9.1	4.3	2.8	3.6	3.5	3.3	1.6
Avg. Stride Freq. [Hz]	2.2	2.4	2.3	2.3	2.3	2.3	2.3
Avg. Stride Length [m]	5.3	7.5	7.3	7.2	7.2	7.3	7.3



- [ ] Ranking at each section and finish
- .-.- No data available at this section
- NA No data available





Horse/Jockey Name	Black Assassin
Final Rank	2
Fastest Section Time (Section)	0:09.16 (Overall)
Top Speed [km/h] (Section)	65.8 (1200m)
Race State	Finished



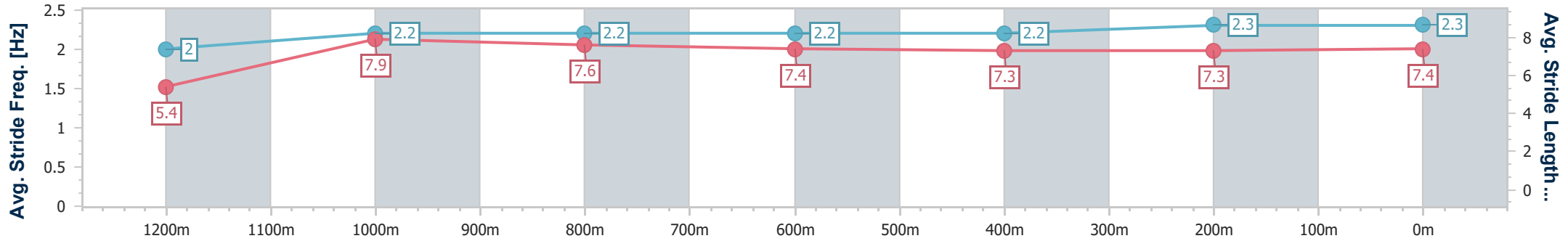
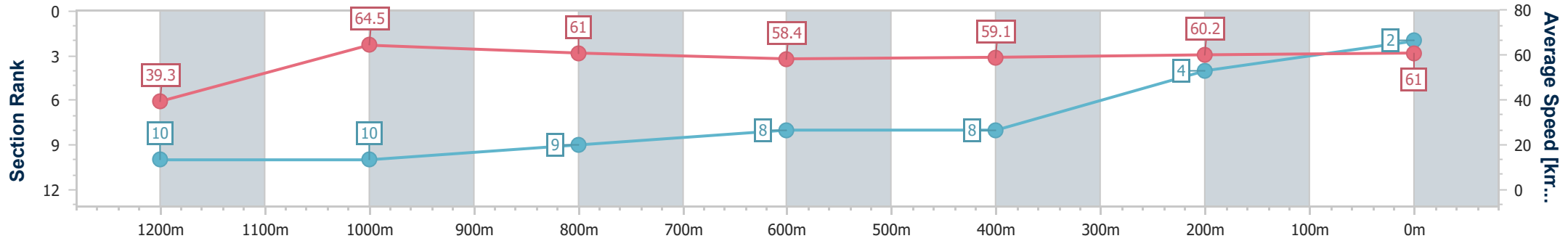
Toowoomba QLD Professional  
Race 5: PRYDE'S EASIFEED QTIS Three-Year-Old Maiden  
Handicap - 1300m



04 January 2025 - 19:06

Track Rating: Good 3, Weather: Fine, Rail Position: True

Section	Overall	1200m	1000m	800m	600m	400m	200m
Section Times	1:20.89 [2] (0:09.16)	1:11.73 [10] (0:11.23)	1:00.50 [10] (0:11.88)	0:48.62 [9] (0:12.51)	0:36.11 [8] (0:12.32)	0:23.79 [8] (0:12.03)	0:11.76 [4] (0:11.76)
Average Speed [km/h]	39.3	64.5	61.0	58.4	59.1	60.2	61.0
Top Speed [km/h]	60.8	65.8	63.3	59.6	59.7	61.8	61.8
Avg. Dist. to Rail [m]	8.3	4.7	3.7	3.1	2.0	0.8	1.2
Avg. Stride Freq. [Hz]	2.0	2.2	2.2	2.2	2.2	2.3	2.3
Avg. Stride Length [m]	5.4	7.9	7.6	7.4	7.3	7.3	7.4



- [ ] Ranking at each section and finish
- .-.- No data available at this section
- NA No data available



Horse/Jockey Name	Healthy Suspicion
Final Rank	3
Fastest Section Time (Section)	0:08.78 (Overall)
Top Speed [km/h] (Section)	68.8 (1200m)
Race State	Finished



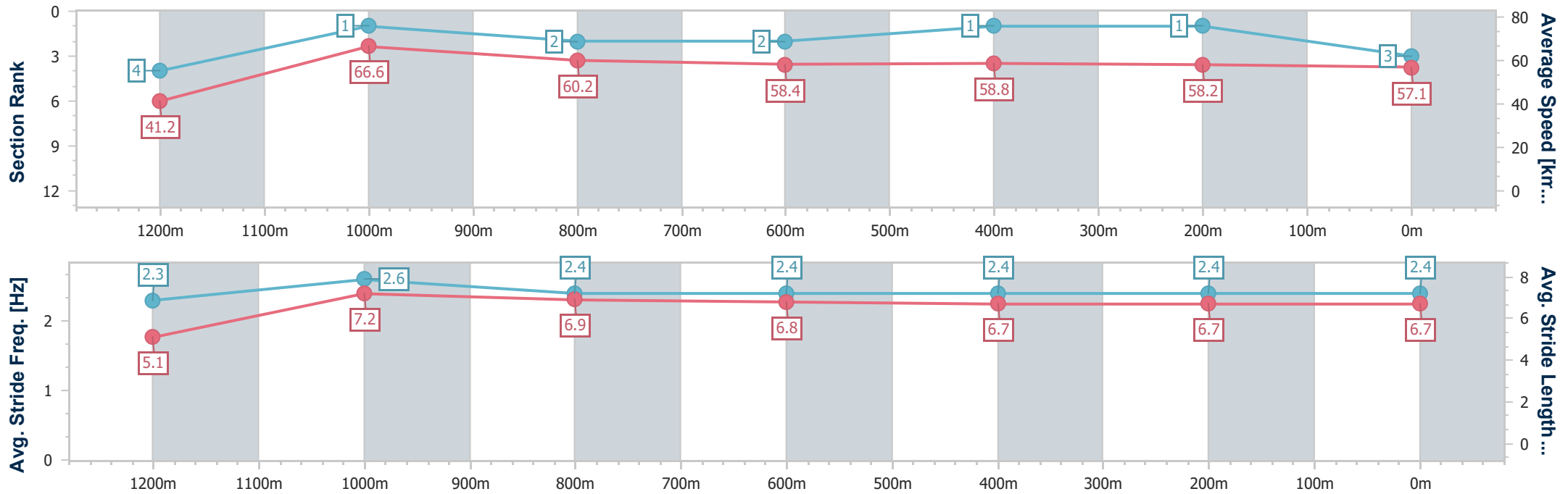
Toowoomba QLD Professional  
Race 5: PRYDE'S EASIFEED QTIS Three-Year-Old Maiden Handicap - 1300m



04 January 2025 - 19:06

Track Rating: Good 3, Weather: Fine, Rail Position: True

Section	Overall	1200m	1000m	800m	600m	400m	200m
Section Times	1:21.50 [3] (0:08.78)	1:12.72 [4] (0:10.84)	1:01.88 [1] (0:12.08)	0:49.80 [2] (0:12.51)	0:37.29 [2] (0:12.36)	0:24.93 [1] (0:12.35)	0:12.58 [1] (0:12.58)
Average Speed [km/h]	41.2	66.6	60.2	58.4	58.8	58.2	57.1
Top Speed [km/h]	62.2	68.8	64.1	60.2	60.5	59.9	58.6
Avg. Dist. to Rail [m]	7.4	3.8	3.3	3.9	1.7	0.4	0.5
Avg. Stride Freq. [Hz]	2.3	2.6	2.4	2.4	2.4	2.4	2.4
Avg. Stride Length [m]	5.1	7.2	6.9	6.8	6.7	6.7	6.7



- [ ] Ranking at each section and finish
- .-.- No data available at this section
- NA No data available



Horse/Jockey Name	Foolsay
Final Rank	4
Fastest Section Time (Section)	0:08.76 (Overall)
Top Speed [km/h] (Section)	64.9 (1200m)
Race State	Finished



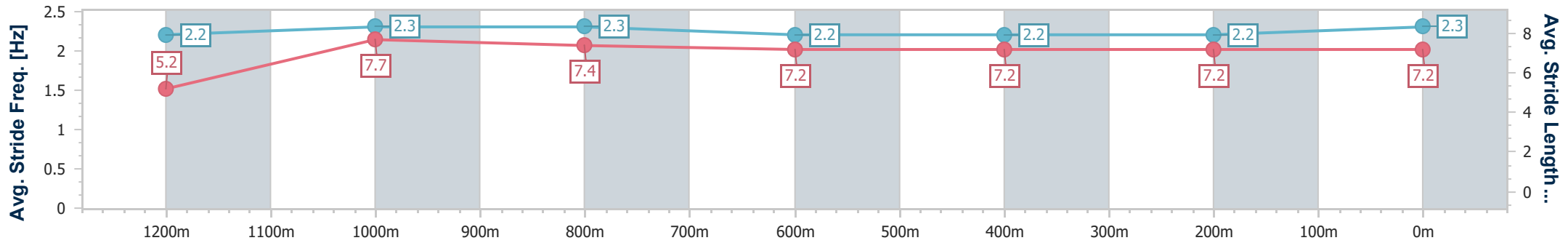
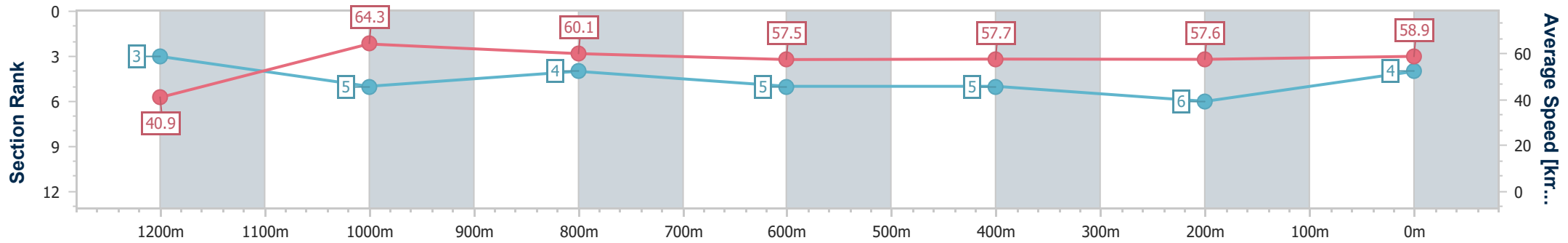
Toowoomba QLD Professional  
Race 5: PRYDE'S EASIFEED QTIS Three-Year-Old Maiden Handicap - 1300m



04 January 2025 - 19:06

Track Rating: Good 3, Weather: Fine, Rail Position: True

Section	Overall	1200m	1000m	800m	600m	400m	200m
Section Times	1:21.67 [4] (0:08.76)	1:12.91 [3] (0:11.22)	1:01.69 [5] (0:11.96)	0:49.73 [4] (0:12.49)	0:37.24 [5] (0:12.53)	0:24.71 [5] (0:12.56)	0:12.15 [6] (0:12.15)
Average Speed [km/h]	40.9	64.3	60.1	57.5	57.7	57.6	58.9
Top Speed [km/h]	62.9	64.9	63.6	58.7	59.4	58.5	59.6
Avg. Dist. to Rail [m]	3.4	0.7	0.3	0.6	0.7	0.4	0.5
Avg. Stride Freq. [Hz]	2.2	2.3	2.3	2.2	2.2	2.2	2.3
Avg. Stride Length [m]	5.2	7.7	7.4	7.2	7.2	7.2	7.2



- [ ] Ranking at each section and finish
- .-.- No data available at this section
- NA No data available



Horse/Jockey Name	Postman's Gap
Final Rank	5
Fastest Section Time (Section)	0:09.24 (Overall)
Top Speed [km/h] (Section)	65.6 (1200m)
Race State	Finished



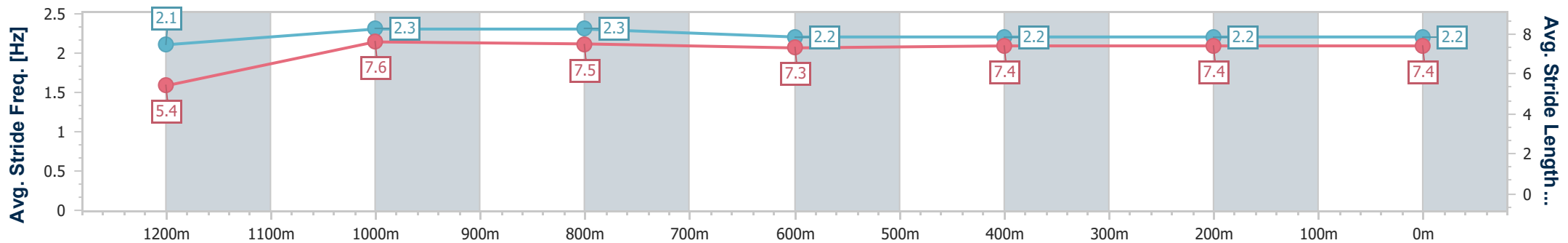
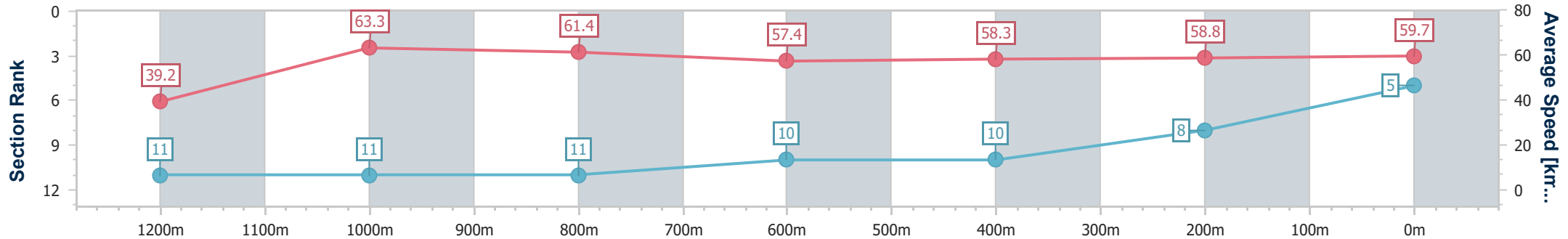
Toowoomba QLD Professional  
 Race 5: PRYDE'S EASIFEED QTIS Three-Year-Old Maiden  
 Handicap - 1300m



04 January 2025 - 19:06

Track Rating: Good 3, Weather: Fine, Rail Position: True

Section	Overall	1200m	1000m	800m	600m	400m	200m
Section Times	1:21.72 [5] (0:09.24)	1:12.48 [11] (0:11.37)	1:01.11 [11] (0:11.78)	0:49.33 [11] (0:12.58)	0:36.75 [10] (0:12.38)	0:24.37 [10] (0:12.30)	0:12.07 [8]
Average Speed [km/h]	39.2	63.3	61.4	57.4	58.3	58.8	59.7
Top Speed [km/h]	59.0	65.6	62.6	59.0	59.0	60.0	60.8
Avg. Dist. to Rail [m]	7.7	2.0	1.0	0.4	0.7	1.6	4.2
Avg. Stride Freq. [Hz]	2.1	2.3	2.3	2.2	2.2	2.2	2.2
Avg. Stride Length [m]	5.4	7.6	7.5	7.3	7.4	7.4	7.4



- [ ] Ranking at each section and finish
- .-.- No data available at this section
- NA No data available



Horse/Jockey Name	Sunshine Sally
Final Rank	6
Fastest Section Time (Section)	0:08.97 (Overall)
Top Speed [km/h] (Section)	67.9 (1200m)
Race State	Finished



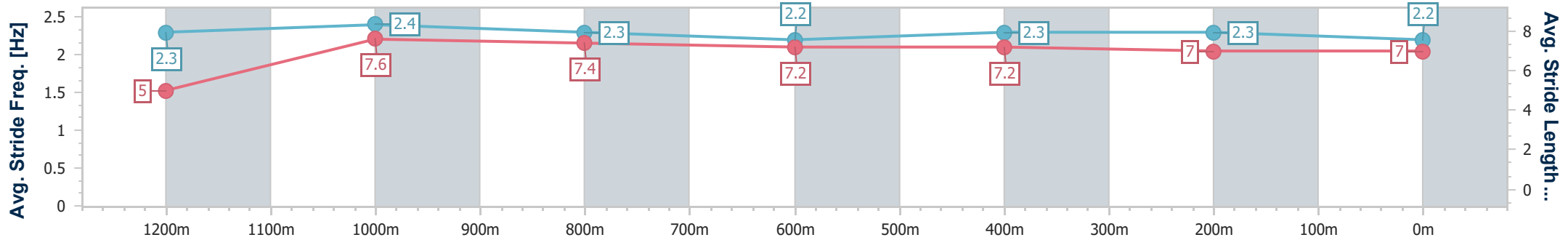
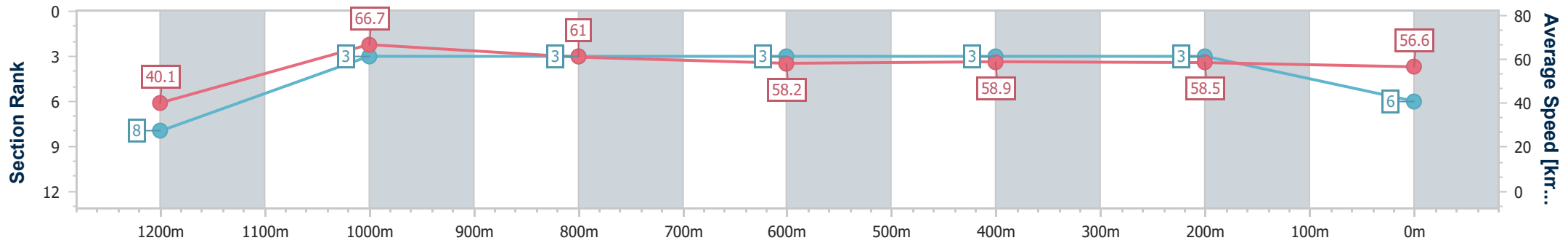
Toowoomba QLD Professional  
 Race 5: PRYDE'S EASIFEED QTIS Three-Year-Old Maiden  
 Handicap - 1300m



04 January 2025 - 19:06

Track Rating: Good 3, Weather: Fine, Rail Position: True

Section	Overall	1200m	1000m	800m	600m	400m	200m
Section Times	1:21.78 [6] (0:08.97)	1:12.81 [8] (0:10.86)	1:01.95 [3] (0:11.90)	0:50.05 [3] (0:12.53)	0:37.52 [3] (0:12.42)	0:25.10 [3] (0:12.36)	0:12.74 [3] (0:12.74)
Average Speed [km/h]	40.1	66.7	61.0	58.2	58.9	58.5	56.6
Top Speed [km/h]	64.3	67.9	65.1	59.7	59.9	59.8	57.9
Avg. Dist. to Rail [m]	12.1	6.5	3.4	3.5	3.0	1.5	2.8
Avg. Stride Freq. [Hz]	2.3	2.4	2.3	2.2	2.3	2.3	2.2
Avg. Stride Length [m]	5.0	7.6	7.4	7.2	7.2	7.0	7.0



- [ ] Ranking at each section and finish
- .-.- No data available at this section
- NA No data available



Horse/Jockey Name	Missing Boundaries
Final Rank	7
Fastest Section Time (Section)	0:08.74 (Overall)
Top Speed [km/h] (Section)	66.4 (1200m)
Race State	Finished



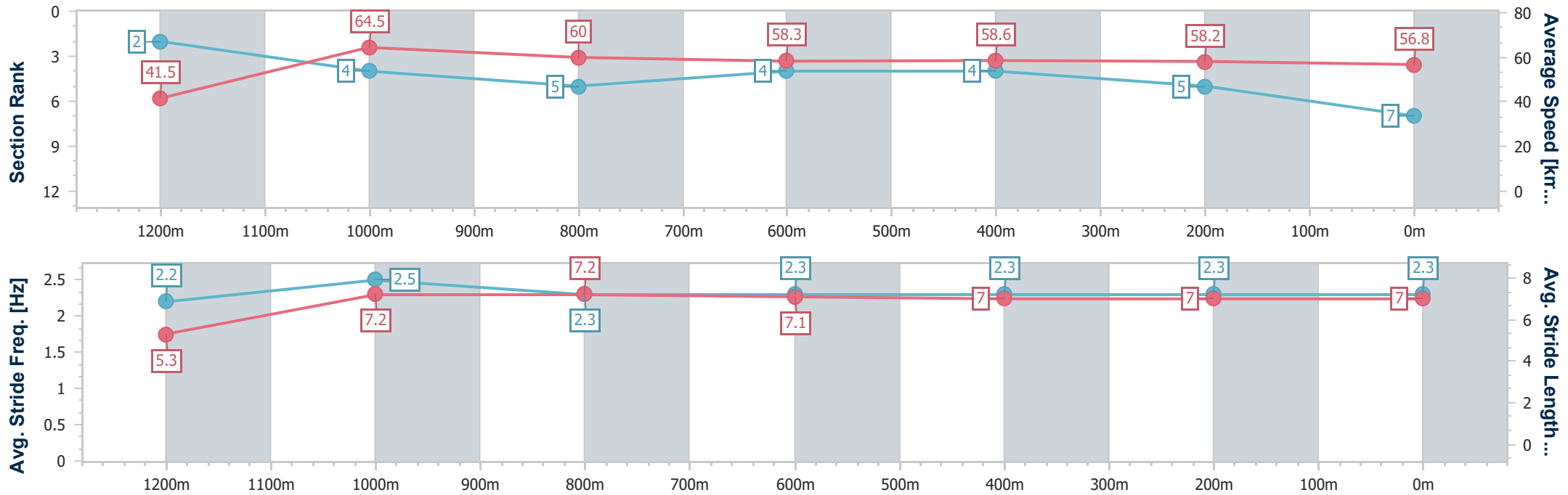
Toowoomba QLD Professional  
Race 5: PRYDE'S EASIFEED QTIS Three-Year-Old Maiden  
Handicap - 1300m



04 January 2025 - 19:06

Track Rating: Good 3, Weather: Fine, Rail Position: True

Section	Overall	1200m	1000m	800m	600m	400m	200m
Section Times	1:21.93 [7] (0:08.74)	1:13.19 [2] (0:11.19)	1:02.00 [4] (0:12.01)	0:49.99 [5] (0:12.46)	0:37.53 [4] (0:12.44)	0:25.09 [4] (0:12.45)	0:12.64 [5] (0:12.64)
Average Speed [km/h]	41.5	64.5	60.0	58.3	58.6	58.2	56.8
Top Speed [km/h]	61.9	66.4	64.0	59.3	59.9	59.2	57.7
Avg. Dist. to Rail [m]	5.9	2.7	1.4	2.8	2.5	1.4	0.5
Avg. Stride Freq. [Hz]	2.2	2.5	2.3	2.3	2.3	2.3	2.3
Avg. Stride Length [m]	5.3	7.2	7.2	7.1	7.0	7.0	7.0



- [ ] Ranking at each section and finish
- .-.- No data available at this section
- NA No data available



Horse/Jockey Name	Red Suture
Final Rank	8
Fastest Section Time (Section)	0:08.95 (Overall)
Top Speed [km/h] (Section)	65.8 (1200m)
Race State	Finished



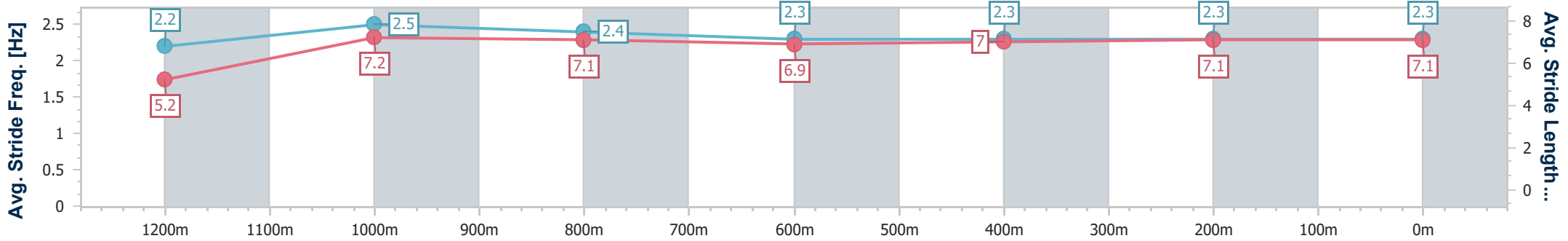
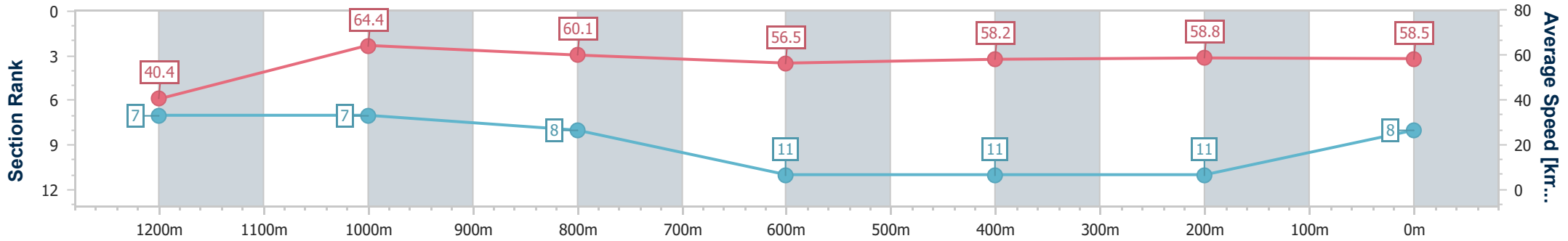
Toowoomba QLD Professional  
Race 5: PRYDE'S EASIFEED QTIS Three-Year-Old Maiden  
Handicap - 1300m



04 January 2025 - 19:06

Track Rating: Good 3, Weather: Fine, Rail Position: True

Section	Overall	1200m	1000m	800m	600m	400m	200m
Section Times	1:22.34 [8] (0:08.95)	1:13.39 [7] (0:11.23)	1:02.16 [7] (0:12.06)	0:50.10 [8] (0:12.91)	0:37.19 [11] (0:12.53)	0:24.66 [11] (0:12.38)	0:12.28 [11] (0:12.28)
Average Speed [km/h]	40.4	64.4	60.1	56.5	58.2	58.8	58.5
Top Speed [km/h]	61.7	65.8	63.5	58.2	59.6	60.0	60.1
Avg. Dist. to Rail [m]	7.5	2.8	2.5	3.2	3.1	2.5	3.1
Avg. Stride Freq. [Hz]	2.2	2.5	2.4	2.3	2.3	2.3	2.3
Avg. Stride Length [m]	5.2	7.2	7.1	6.9	7.0	7.1	7.1



- [ ] Ranking at each section and finish
- .-.- No data available at this section
- NA No data available



Horse/Jockey Name	Baccarat Rouge
Final Rank	9
Fastest Section Time (Section)	0:08.89 (Overall)
Top Speed [km/h] (Section)	65.2 (1200m)
Race State	Finished



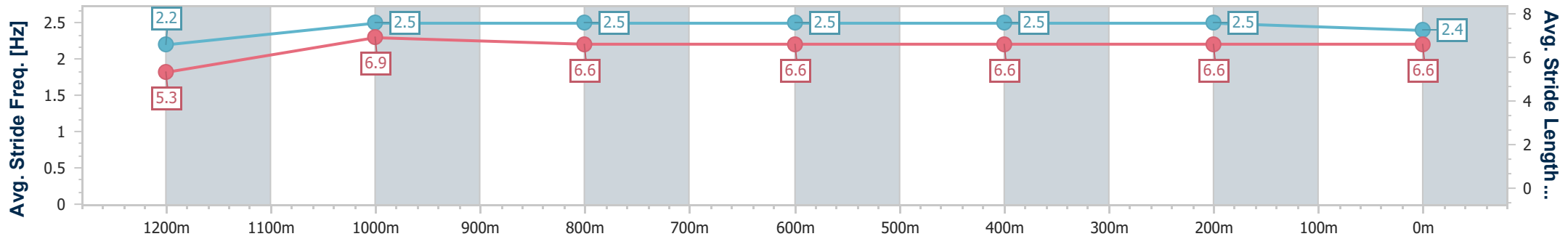
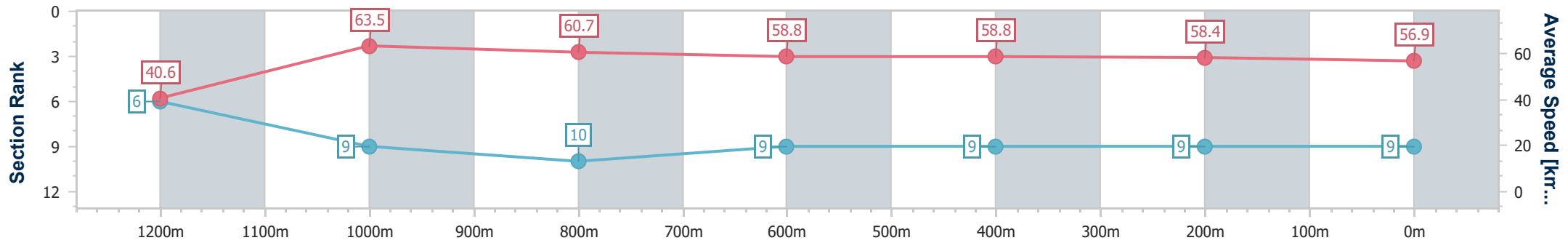
Toowoomba QLD Professional  
 Race 5: PRYDE'S EASIFEED QTIS Three-Year-Old Maiden  
 Handicap - 1300m



04 January 2025 - 19:06

Track Rating: Good 3, Weather: Fine, Rail Position: True

Section	Overall	1200m	1000m	800m	600m	400m	200m
Section Times	1:22.41 [9] (0:08.89)	1:13.52 [6] (0:11.40)	1:02.12 [9] (0:12.06)	0:50.06 [10] (0:12.52)	0:37.54 [9] (0:12.46)	0:25.08 [9] (0:12.47)	0:12.61 [9] (0:12.61)
Average Speed [km/h]	40.6	63.5	60.7	58.8	58.8	58.4	56.9
Top Speed [km/h]	57.6	65.2	63.8	60.4	59.7	59.1	58.0
Avg. Dist. to Rail [m]	10.6	5.5	5.3	6.1	4.0	2.6	3.2
Avg. Stride Freq. [Hz]	2.2	2.5	2.5	2.5	2.5	2.5	2.4
Avg. Stride Length [m]	5.3	6.9	6.6	6.6	6.6	6.6	6.6



- [ ] Ranking at each section and finish
- .-.- No data available at this section
- NA No data available





Horse/Jockey Name	Gaelic Spirit
Final Rank	10
Fastest Section Time (Section)	0:09.04 (Overall)
Top Speed [km/h] (Section)	65.3 (1200m)
Race State	Finished



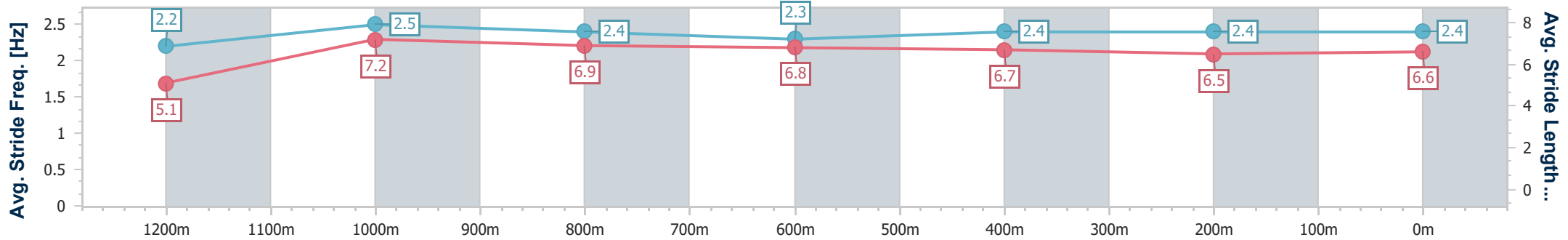
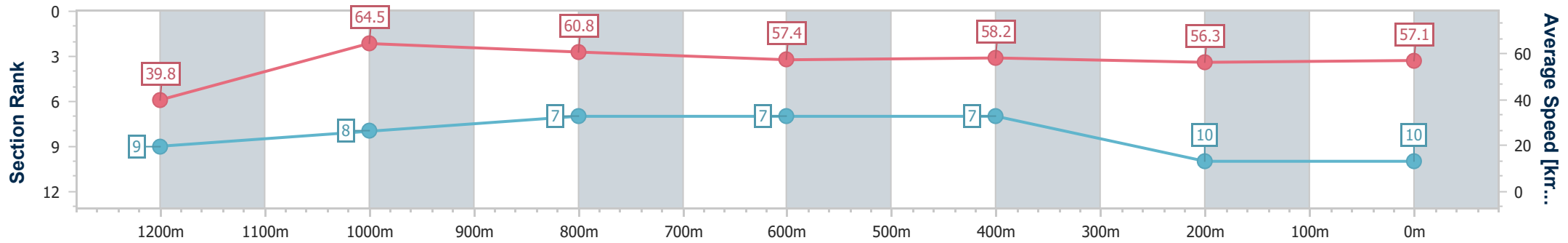
Toowoomba QLD Professional  
 Race 5: PRYDE'S EASIFEED QTIS Three-Year-Old Maiden  
 Handicap - 1300m



04 January 2025 - 19:06

Track Rating: Good 3, Weather: Fine, Rail Position: True

Section	Overall	1200m	1000m	800m	600m	400m	200m
Section Times	1:22.50 [10] (0:09.04)	1:13.46 [9] (0:11.20)	1:02.26 [8] (0:11.85)	0:50.41 [7] (0:12.57)	0:37.84 [7] (0:12.40)	0:25.44 [7] (0:12.83)	0:12.61 [10] (0:12.61)
Average Speed [km/h]	39.8	64.5	60.8	57.4	58.2	56.3	57.1
Top Speed [km/h]	62.4	65.3	63.2	59.4	59.2	58.2	58.0
Avg. Dist. to Rail [m]	3.5	1.7	1.1	0.5	0.7	0.4	0.4
Avg. Stride Freq. [Hz]	2.2	2.5	2.4	2.3	2.4	2.4	2.4
Avg. Stride Length [m]	5.1	7.2	6.9	6.8	6.7	6.5	6.6



- [ ] Ranking at each section and finish
- .-.- No data available at this section
- NA No data available



Horse/Jockey Name	Razor's Magic
Final Rank	11
Fastest Section Time (Section)	0:08.56 (Overall)
Top Speed [km/h] (Section)	66.6 (1200m)
Race State	Finished



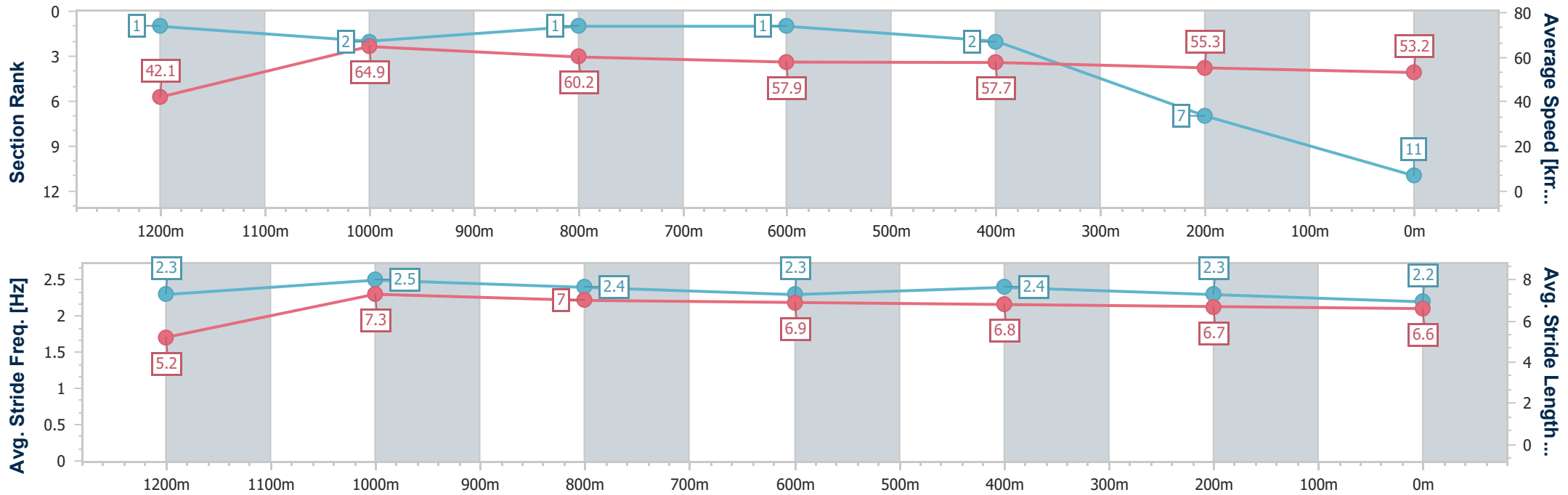
Toowoomba QLD Professional  
Race 5: PRYDE'S EASIFEED QTIS Three-Year-Old Maiden  
Handicap - 1300m



04 January 2025 - 19:06

Track Rating: Good 3, Weather: Fine, Rail Position: True

Section	Overall	1200m	1000m	800m	600m	400m	200m
Section Times	1:23.19 [11] (0:08.56)	1:14.63 [1] (0:11.10)	1:03.53 [2] (0:12.01)	0:51.52 [1] (0:12.47)	0:39.05 [1] (0:12.49)	0:26.56 [2] (0:13.01)	0:13.55 [7] (0:13.55)
Average Speed [km/h]	42.1	64.9	60.2	57.9	57.7	55.3	53.2
Top Speed [km/h]	64.4	66.6	65.3	60.0	60.1	57.3	54.6
Avg. Dist. to Rail [m]	3.9	1.2	0.5	1.6	0.6	0.4	0.6
Avg. Stride Freq. [Hz]	2.3	2.5	2.4	2.3	2.4	2.3	2.2
Avg. Stride Length [m]	5.2	7.3	7.0	6.9	6.8	6.7	6.6



- [ ] Ranking at each section and finish
- .-.- No data available at this section
- NA No data available



# Toowoomba QLD Professional

## Race 6: ELEGANT BLINDS TOWOOMBA Class 3 Plate - 1890m

04 January 2025 - 19:41



Track Rating: Good 3, Weather: Fine, Rail Position: True

Section		Overall	1600m	1400m	1200m	1000m	800m	600m	Last 600m				
Field Times		2:00.56 (0:21.53)	1:39.03 (0:12.01)	1:27.02 (0:11.89)	1:15.13 (0:12.22)	1:02.91 (0:12.27)	0:50.64 (0:12.51)	0:38.13 (0:12.68)	0:38.13				
Rank	TAB Horse/Jockey	Barrier	Top Speed [km/h]	Fastest Section									Distance Travelled [m]
1	3 ONOMATOPOEIA Shania Willis	2	65.0 Overall	0:11.82 1600m	2:00.56 [1] (0:21.97)	1:38.59 [4] (0:11.82)	1:26.77 [3] (0:12.04)	1:14.73 [3] (0:12.38)	1:02.35 [3] (0:12.51)	0:49.84 [3] (0:12.54)	0:37.30 [3] (0:12.28)	0:37.30	
2	7 TWISTED MISTRESS Wayne O'Connell	9	64.6 1400m	0:11.89 1400m	2:00.92 [2] (0:21.53)	1:39.39 [1] (0:12.01)	1:27.38 [1] (0:11.89)	1:15.49 [1] (0:12.22)	1:03.27 [1] (0:12.27)	0:51.00 [1] (0:12.51)	0:38.49 [1] (0:12.68)	0:38.49	-5
3	8 JORUM Montanna Savva	1	64.0 Overall	0:12.04 1400m	2:01.01 [3] (0:21.73)	1:39.28 [3] (0:12.22)	1:27.06 [5] (0:12.04)	1:15.02 [4] (0:12.45)	1:02.57 [4] (0:12.62)	0:49.95 [4] (0:12.26)	0:37.69 [4] (0:12.27)	0:37.69	-9
4	6 BILPA MOREA Madeleine Wishart	3	61.6 Overall	0:11.97 1400m	2:01.05 [4] (0:22.11)	1:38.94 [5] (0:12.19)	1:26.75 [7] (0:11.97)	1:14.78 [7] (0:12.42)	1:02.36 [7] (0:12.56)	0:49.80 [6] (0:12.45)	0:37.35 [7] (0:12.26)	0:37.35	-10
5	1 TRAUTMAN Nozi Tomizawa	7	62.2 1400m	0:12.02 1400m	2:01.32 [5] (0:22.33)	1:38.99 [9] (0:12.06)	1:26.93 [8] (0:12.02)	1:14.91 [8] (0:12.37)	1:02.54 [8] (0:12.53)	0:50.01 [7] (0:12.08)	0:37.93 [5] (0:12.39)	0:37.93	+7
6	4 SAINT MARTIN Yvette Lewis	8	62.4 Overall	0:11.93 1400m	2:01.35 [6] (0:22.13)	1:39.22 [6] (0:12.03)	1:27.19 [6] (0:11.93)	1:15.26 [6] (0:12.53)	1:02.73 [6] (0:12.74)	0:49.99 [8] (0:12.47)	0:37.52 [8] (0:12.50)	0:37.52	+2
7	5 VISUAL ELEMENT Justin Stanley	4	65.4 1400m	0:11.55 1600m	2:01.67 [7] (0:22.20)	1:39.47 [7] (0:11.55)	1:27.92 [2] (0:11.86)	1:16.06 [2] (0:12.32)	1:03.74 [2] (0:12.40)	0:51.34 [2] (0:12.49)	0:38.85 [2] (0:12.66)	0:38.85	+4
8	9 ROMANTIC THOUGHTS Chelsea Baker	6	61.9 1200m	0:12.16 1400m	2:01.68 [8] (0:22.33)	1:39.35 [8] (0:12.25)	1:27.10 [9] (0:12.16)	1:14.94 [9] (0:12.28)	1:02.66 [9] (0:12.76)	0:49.90 [9] (0:12.42)	0:37.48 [9] (0:12.39)	0:37.48	-8
9	2 MOTION SENSOR Amy Graham	5	64.7 Overall	0:12.16 1400m	2:06.19 [9] (0:21.61)	1:44.58 [2] (0:12.27)	1:32.31 [4] (0:12.16)	1:20.15 [5] (0:12.44)	1:07.71 [5] (0:12.67)	0:55.04 [5] (0:12.50)	0:42.54 [6] (0:12.90)	0:42.54	+5

[ ] Ranking at each section and finish  
 -:-:- No data available at this section  
 NA No data available

SCN Saddle cloth number  
 DNF Did not finish  
 DNT Did not track



# Toowoomba QLD Professional

## Race 6: ELEGANT BLINDS TOWOOMBA Class 3 Plate - 1890m

04 January 2025 - 19:41



Track Rating: Good 3, Weather: Fine, Rail Position: True

Section				400m	200m			Last 600m			
Field Times				0:25.45 (0:12.65)	0:12.80 (0:12.80)			0:38.13			
Rank	TAB	Horse/Jockey	Barrier	Top Speed [km/h]	Fastest Section	Margin				Distance Travelled [m]	
1	3	<b>ONOMATOPOEIA</b> Shania Willis	2	65.0 Overall	0:11.82 1600m	0:25.02 [3] (0:12.22)	0:12.80 [1] (0:12.80)	2:00.56		0:37.30	
2	7	<b>TWISTED MISTRESS</b> Wayne O'Connell	9	64.6 1400m	0:11.89 1400m	0:25.81 [1] (0:12.80)	0:13.01 [2] (0:13.01)	2L		0:38.49	-5
3	8	<b>JORUM</b> Montanna Savva	1	64.0 Overall	0:12.04 1400m	0:25.42 [4] (0:12.54)	0:12.88 [3] (0:12.88)	2.5L		0:37.69	-9
4	6	<b>BILPA MOREA</b> Madeleine Wishart	3	61.6 Overall	0:11.97 1400m	0:25.09 [6] (0:12.47)	0:12.62 [6] (0:12.62)	2.7L		0:37.35	-10
5	1	<b>TRAUTMAN</b> Nozi Tomizawa	7	62.2 1400m	0:12.02 1400m	0:25.54 [5] (0:12.62)	0:12.92 [5] (0:12.92)	4.2L		0:37.93	+7
6	4	<b>SAINT MARTIN</b> Yvette Lewis	8	62.4 Overall	0:11.93 1400m	0:25.02 [7] (0:12.51)	0:12.51 [7] (0:12.51)	4.3L		0:37.52	+2
7	5	<b>VISUAL ELEMENT</b> Justin Stanley	4	65.4 1400m	0:11.55 1600m	0:26.19 [2] (0:12.88)	0:13.31 [4] (0:13.31)	6.1L		0:38.85	+4
8	9	<b>ROMANTIC THOUGHTS</b> Chelsea Baker	6	61.9 1200m	0:12.16 1400m	0:25.09 [9] (0:12.39)	0:12.70 [8] (0:12.70)	6.2L		0:37.48	-8
9	2	<b>MOTION SENSOR</b> Amy Graham	5	64.7 Overall	0:12.16 1400m	0:29.64 [8] (0:13.58)	0:16.06 [9] (0:16.06)	32.7L		0:42.54	+5

[ ] Ranking at each section and finish  
 -:-:- No data available at this section  
 NA No data available

SCN Saddle cloth number  
 DNF Did not finish  
 DNT Did not track



Horse/Jockey Name	Onomatopoeia
Final Rank	1
Fastest Section Time (Section)	0:11.82 (1600m)
Top Speed [km/h] (Section)	65.0 (Overall)
Race State	Finished



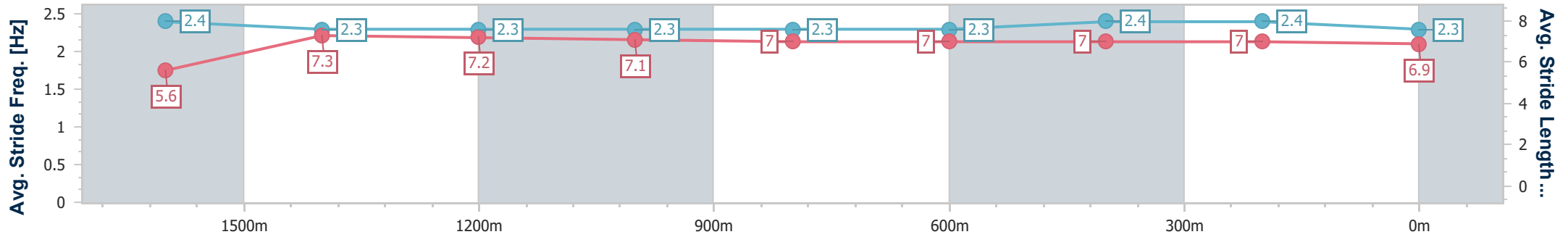
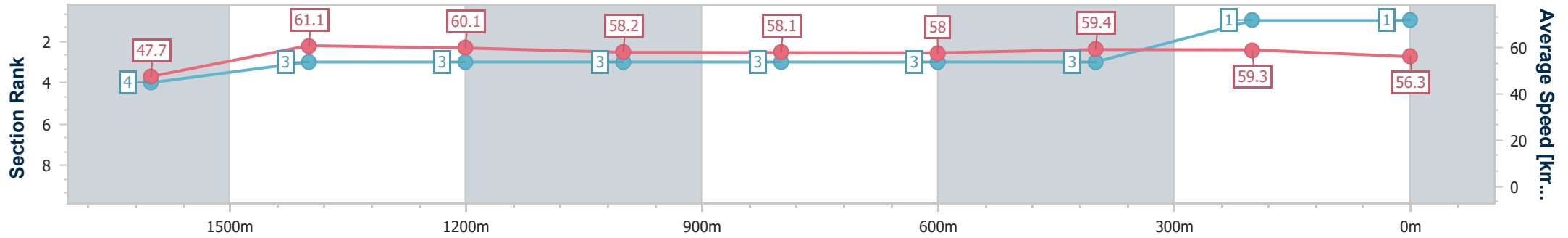
Toowoomba QLD Professional  
Race 6: ELEGANT BLINDS TOOWOOMBA Class 3 Plate - 1890m



04 January 2025 - 19:41

Track Rating: Good 3, Weather: Fine, Rail Position: True

Section	Overall	1600m	1400m	1200m	1000m	800m	600m	400m	200m
Section Times	2:00.56 [1] (0:21.97)	1:38.59 [4] (0:11.82)	1:26.77 [3] (0:12.04)	1:14.73 [3] (0:12.38)	1:02.35 [3] (0:12.51)	0:49.84 [3] (0:12.54)	0:37.30 [3] (0:12.28)	0:25.02 [3] (0:12.22)	0:12.80 [1] (0:12.80)
Average Speed [km/h]	47.7	61.1	60.1	58.2	58.1	58.0	59.4	59.3	56.3
Top Speed [km/h]	65.0	62.2	61.7	59.4	59.7	60.6	61.7	60.8	58.5
Avg. Dist. to Rail [m]	5.9	0.4	1.5	2.4	2.2	3.3	2.6	2.0	1.3
Avg. Stride Freq. [Hz]	2.4	2.3	2.3	2.3	2.3	2.3	2.4	2.4	2.3
Avg. Stride Length [m]	5.6	7.3	7.2	7.1	7.0	7.0	7.0	7.0	6.9



- [ ] Ranking at each section and finish
- .-.- No data available at this section
- NA No data available



Horse/Jockey Name	Twisted Mistress
Final Rank	2
Fastest Section Time (Section)	0:11.89 (1400m)
Top Speed [km/h] (Section)	64.6 (1400m)
Race State	Finished



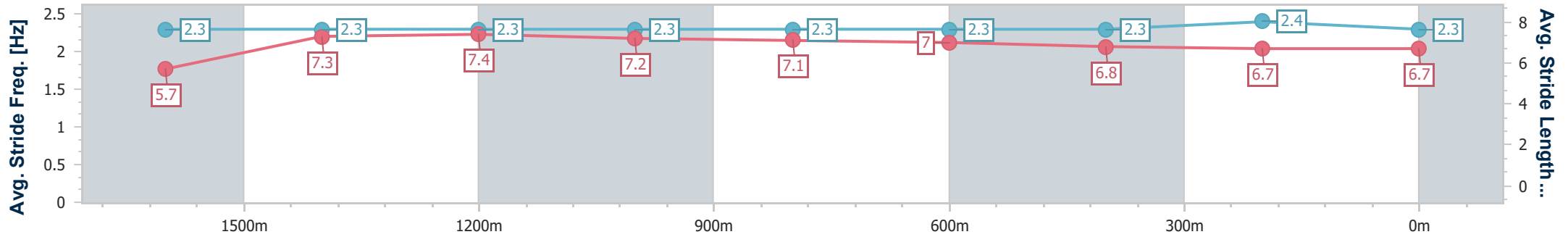
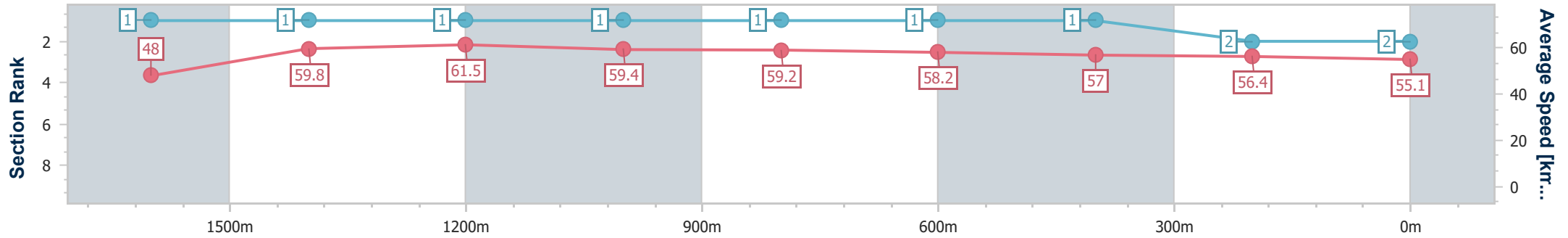
Toowoomba QLD Professional  
Race 6: ELEGANT BLINDS TOOWOOMBA Class 3 Plate - 1890m



04 January 2025 - 19:41

Track Rating: Good 3, Weather: Fine, Rail Position: True

Section	Overall	1600m	1400m	1200m	1000m	800m	600m	400m	200m				
Section Times	2:00.92 [2] (0:21.53)	1:39.39 [1] (0:12.01)	1:27.38 [1] (0:11.89)	1:15.49 [1] (0:12.22)	1:03.27 [1] (0:12.27)	0:51.00 [1] (0:12.51)	0:38.49 [1] (0:12.68)	0:25.81 [1] (0:12.80)	0:13.01 [2] (0:13.01)				
Average Speed [km/h]	48.0	59.8	61.5	59.4	59.2	58.2	57.0	56.4	55.1				
Top Speed [km/h]	64.4	61.9	64.6	60.3	60.5	58.6	58.6	57.6	55.9				
Avg. Dist. to Rail [m]	7.8	1.0	2.7	4.8	3.9	1.8	1.2	0.8	0.4				
Avg. Stride Freq. [Hz]	2.3	2.3	2.3	2.3	2.3	2.3	2.3	2.4	2.3				
Avg. Stride Length [m]	5.7	7.3	7.4	7.2	7.1	7.0	6.8	6.7	6.7				



- [ ] Ranking at each section and finish
- .-.- No data available at this section
- NA No data available



Horse/Jockey Name	Jorum
Final Rank	3
Fastest Section Time (Section)	0:12.04 (1400m)
Top Speed [km/h] (Section)	64.0 (Overall)
Race State	Finished



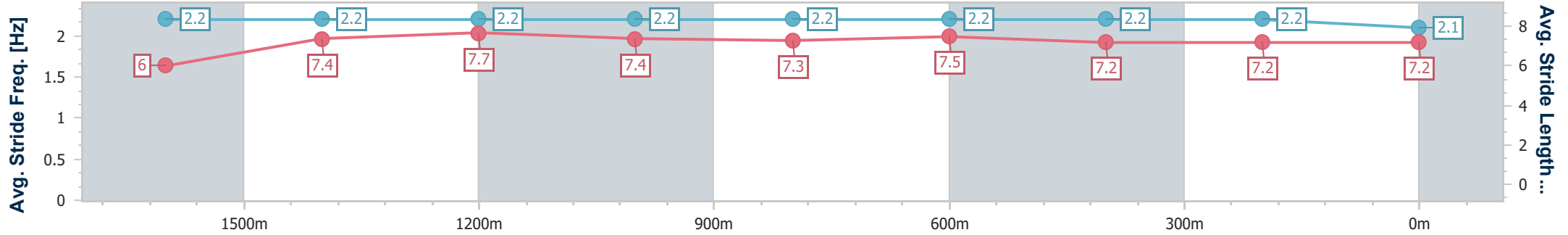
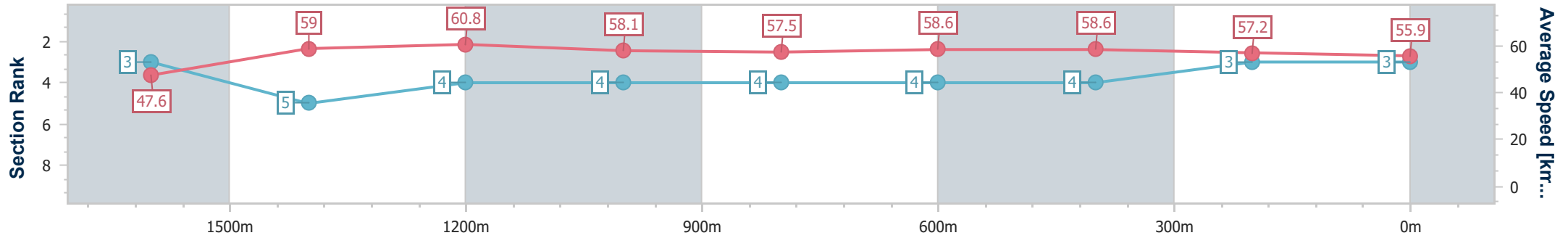
Toowoomba QLD Professional  
Race 6: ELEGANT BLINDS TOOWOOMBA Class 3 Plate - 1890m



04 January 2025 - 19:41

Track Rating: Good 3, Weather: Fine, Rail Position: True

Section	Overall	1600m	1400m	1200m	1000m	800m	600m	400m	200m
Section Times	2:01.01 [3] (0:21.73)	1:39.28 [3] (0:12.22)	1:27.06 [5] (0:12.04)	1:15.02 [4] (0:12.45)	1:02.57 [4] (0:12.62)	0:49.95 [4] (0:12.26)	0:37.69 [4] (0:12.27)	0:25.42 [4] (0:12.54)	0:12.88 [3] (0:12.88)
Average Speed [km/h]	47.6	59.0	60.8	58.1	57.5	58.6	58.6	57.2	55.9
Top Speed [km/h]	64.0	60.4	61.8	59.6	58.2	60.3	59.8	58.0	57.7
Avg. Dist. to Rail [m]	7.2	1.4	2.9	3.9	2.2	0.5	0.4	1.1	1.0
Avg. Stride Freq. [Hz]	2.2	2.2	2.2	2.2	2.2	2.2	2.2	2.2	2.1
Avg. Stride Length [m]	6.0	7.4	7.7	7.4	7.3	7.5	7.2	7.2	7.2



- [ ] Ranking at each section and finish
- .-.- No data available at this section
- NA No data available



Horse/Jockey Name	Bilpa Morea
Final Rank	4
Fastest Section Time (Section)	0:11.97 (1400m)
Top Speed [km/h] (Section)	61.6 (Overall)
Race State	Finished



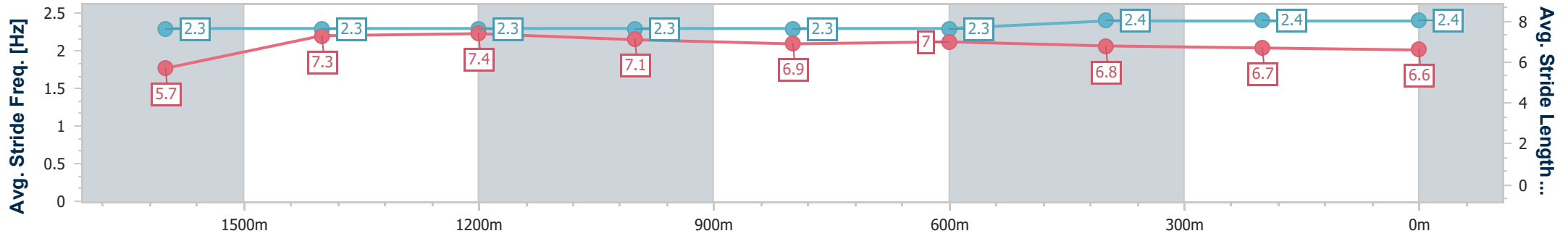
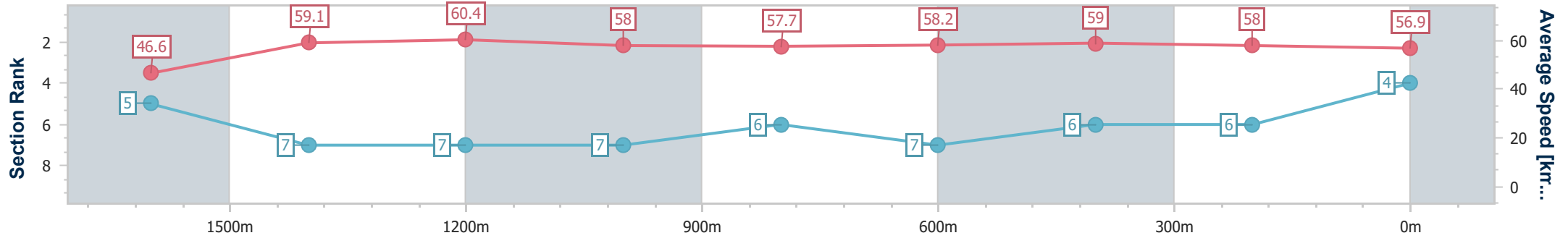
Toowoomba QLD Professional  
Race 6: ELEGANT BLINDS TOOWOOMBA Class 3 Plate - 1890m



04 January 2025 - 19:41

Track Rating: Good 3, Weather: Fine, Rail Position: True

Section	Overall	1600m	1400m	1200m	1000m	800m	600m	400m	200m
Section Times	2:01.05 [4] (0:22.11)	1:38.94 [5] (0:12.19)	1:26.75 [7] (0:11.97)	1:14.78 [7] (0:12.42)	1:02.36 [7] (0:12.56)	0:49.80 [6] (0:12.45)	0:37.35 [7] (0:12.26)	0:25.09 [6] (0:12.47)	0:12.62 [6] (0:12.62)
Average Speed [km/h]	46.6	59.1	60.4	58.0	57.7	58.2	59.0	58.0	56.9
Top Speed [km/h]	61.6	60.5	61.4	60.0	58.4	60.7	60.5	59.6	57.4
Avg. Dist. to Rail [m]	8.0	0.8	1.0	2.0	1.4	1.8	1.7	0.9	2.0
Avg. Stride Freq. [Hz]	2.3	2.3	2.3	2.3	2.3	2.3	2.4	2.4	2.4
Avg. Stride Length [m]	5.7	7.3	7.4	7.1	6.9	7.0	6.8	6.7	6.6



- [ ] Ranking at each section and finish
- .-.- No data available at this section
- NA No data available





Horse/Jockey Name	Trautman
Final Rank	5
Fastest Section Time (Section)	0:12.02 (1400m)
Top Speed [km/h] (Section)	62.2 (1400m)
Race State	Finished



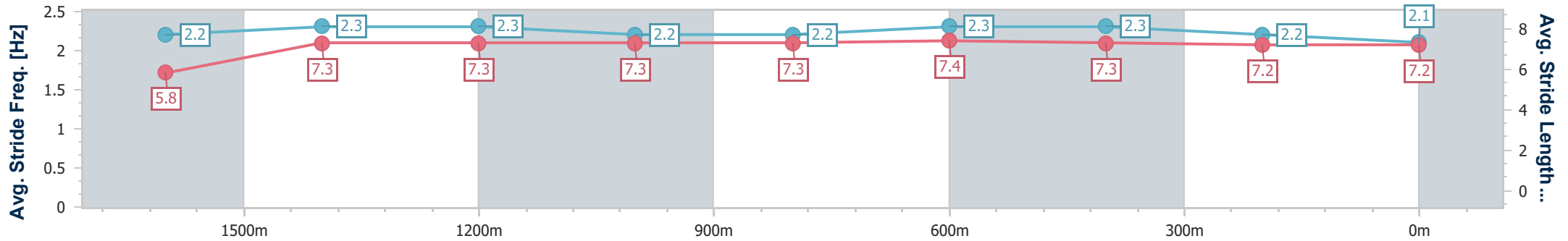
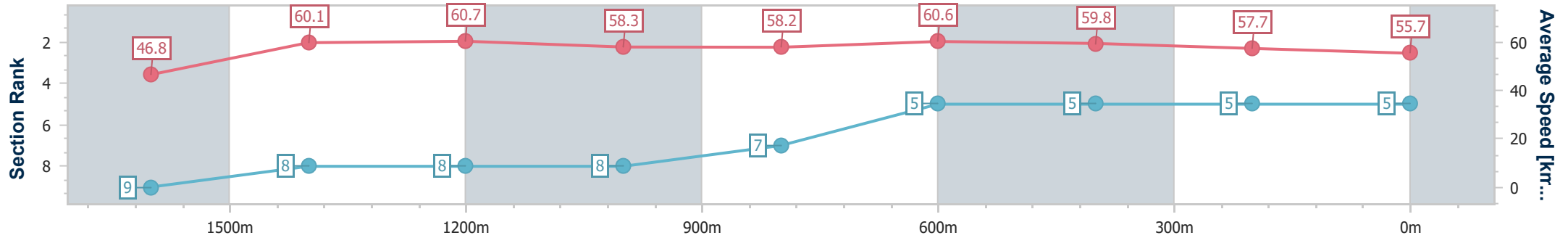
Toowoomba QLD Professional  
Race 6: ELEGANT BLINDS TOOWOOMBA Class 3 Plate - 1890m



04 January 2025 - 19:41

Track Rating: Good 3, Weather: Fine, Rail Position: True

Section	Overall	1600m	1400m	1200m	1000m	800m	600m	400m	200m
Section Times	2:01.32 [5] (0:22.33)	1:38.99 [9] (0:12.06)	1:26.93 [8] (0:12.02)	1:14.91 [8] (0:12.37)	1:02.54 [8] (0:12.53)	0:50.01 [7] (0:12.08)	0:37.93 [5] (0:12.39)	0:25.54 [5] (0:12.62)	0:12.92 [5] (0:12.92)
Average Speed [km/h]	46.8	60.1	60.7	58.3	58.2	60.6	59.8	57.7	55.7
Top Speed [km/h]	62.0	61.6	62.2	61.3	60.8	61.2	61.6	59.8	56.3
Avg. Dist. to Rail [m]	6.4	2.1	2.4	3.0	3.0	5.2	5.4	3.6	3.1
Avg. Stride Freq. [Hz]	2.2	2.3	2.3	2.2	2.2	2.3	2.3	2.2	2.1
Avg. Stride Length [m]	5.8	7.3	7.3	7.3	7.3	7.4	7.3	7.2	7.2



- [ ] Ranking at each section and finish
- .-.- No data available at this section
- NA No data available



Horse/Jockey Name	Saint Martin
Final Rank	6
Fastest Section Time (Section)	0:11.93 (1400m)
Top Speed [km/h] (Section)	62.4 (Overall)
Race State	Finished



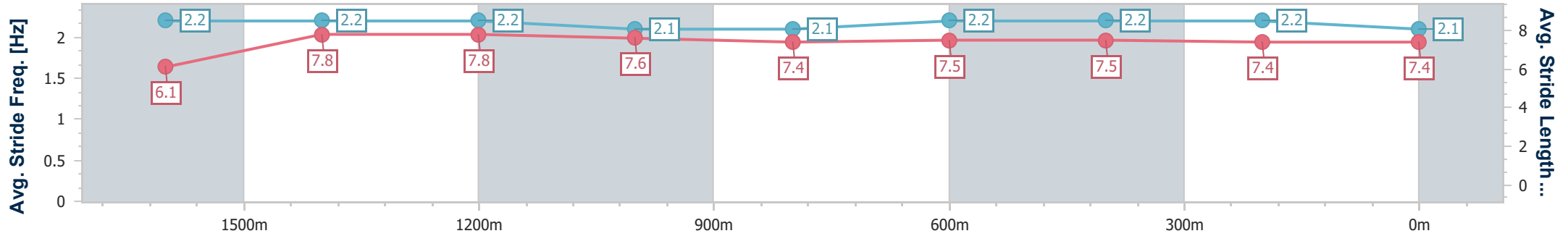
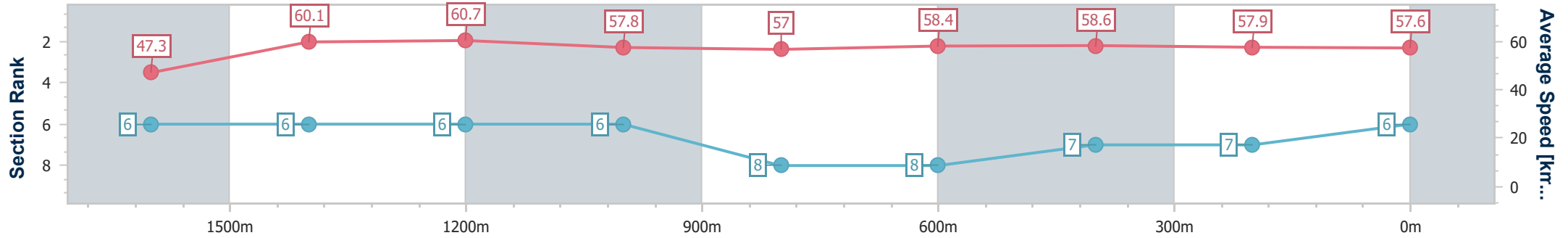
Toowoomba QLD Professional  
Race 6: ELEGANT BLINDS TOOWOOMBA Class 3 Plate - 1890m



04 January 2025 - 19:41

Track Rating: Good 3, Weather: Fine, Rail Position: True

Section	Overall	1600m	1400m	1200m	1000m	800m	600m	400m	200m
Section Times	2:01.35 [6] (0:22.13)	1:39.22 [6] (0:12.03)	1:27.19 [6] (0:11.93)	1:15.26 [6] (0:12.53)	1:02.73 [6] (0:12.74)	0:49.99 [8] (0:12.47)	0:37.52 [8] (0:12.50)	0:25.02 [7] (0:12.51)	0:12.51 [7] (0:12.51)
Average Speed [km/h]	47.3	60.1	60.7	57.8	57.0	58.4	58.6	57.9	57.6
Top Speed [km/h]	62.4	60.7	62.2	60.2	58.7	60.2	60.5	59.2	58.3
Avg. Dist. to Rail [m]	6.0	1.4	1.6	2.9	3.3	3.3	3.3	1.9	3.3
Avg. Stride Freq. [Hz]	2.2	2.2	2.2	2.1	2.1	2.2	2.2	2.2	2.1
Avg. Stride Length [m]	6.1	7.8	7.8	7.6	7.4	7.5	7.5	7.4	7.4



- [ ] Ranking at each section and finish
- .-.- No data available at this section
- NA No data available



Horse/Jockey Name	Visual Element
Final Rank	7
Fastest Section Time (Section)	0:11.55 (1600m)
Top Speed [km/h] (Section)	65.4 (1400m)
Race State	Finished



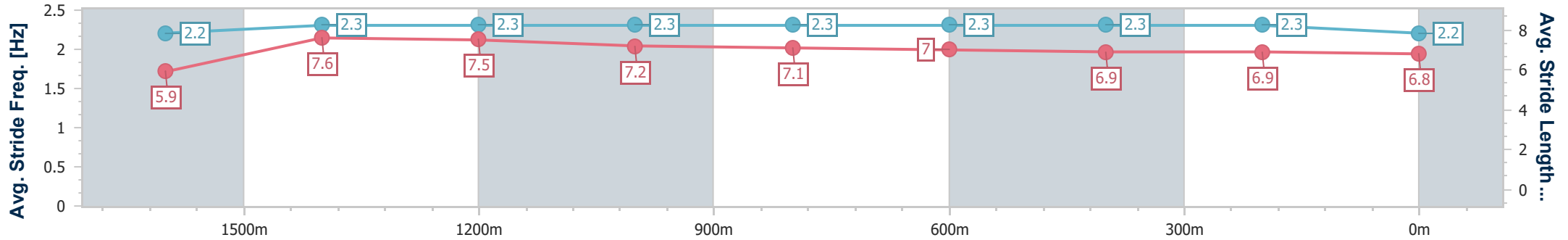
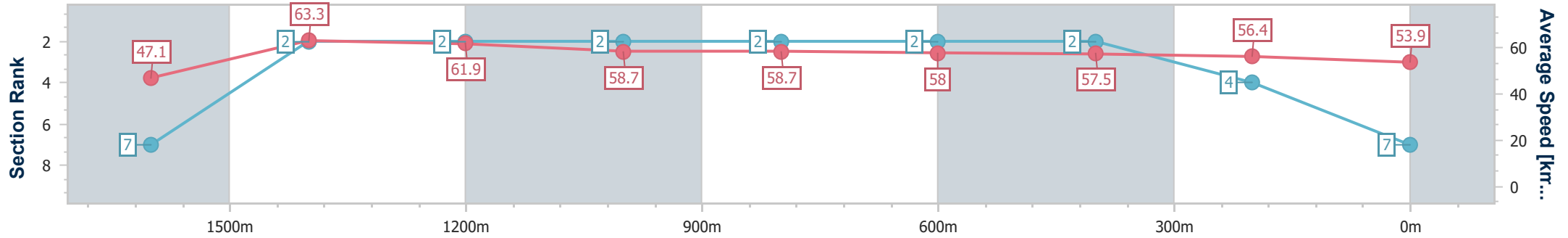
Toowoomba QLD Professional  
Race 6: ELEGANT BLINDS TOOWOOMBA Class 3 Plate - 1890m



04 January 2025 - 19:41

Track Rating: Good 3, Weather: Fine, Rail Position: True

Section	Overall	1600m	1400m	1200m	1000m	800m	600m	400m	200m
Section Times	2:01.67 [7] (0:22.20)	1:39.47 [7] (0:11.55)	1:27.92 [2] (0:11.86)	1:16.06 [2] (0:12.32)	1:03.74 [2] (0:12.40)	0:51.34 [2] (0:12.49)	0:38.85 [2] (0:12.66)	0:26.19 [2] (0:12.88)	0:13.31 [4] (0:13.31)
Average Speed [km/h]	47.1	63.3	61.9	58.7	58.7	58.0	57.5	56.4	53.9
Top Speed [km/h]	63.6	65.3	65.4	59.5	59.4	58.9	59.3	57.1	54.8
Avg. Dist. to Rail [m]	5.7	4.2	3.8	4.3	3.5	2.2	2.0	2.0	1.5
Avg. Stride Freq. [Hz]	2.2	2.3	2.3	2.3	2.3	2.3	2.3	2.3	2.2
Avg. Stride Length [m]	5.9	7.6	7.5	7.2	7.1	7.0	6.9	6.9	6.8



- [ ] Ranking at each section and finish
- .-.- No data available at this section
- NA No data available



Horse/Jockey Name	Romantic Thoughts
Final Rank	8
Fastest Section Time (Section)	0:12.16 (1400m)
Top Speed [km/h] (Section)	61.9 (1200m)
Race State	Finished



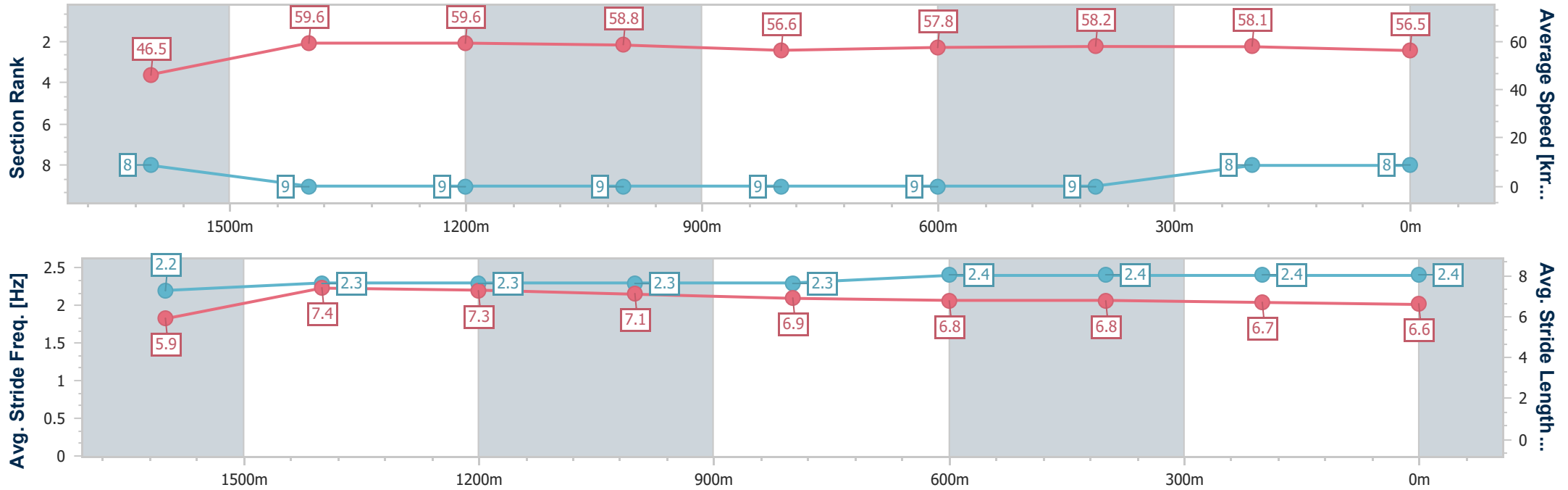
Toowoomba QLD Professional  
 Race 6: ELEGANT BLINDS TOOWOOMBA Class 3 Plate - 1890m



04 January 2025 - 19:41

Track Rating: Good 3, Weather: Fine, Rail Position: True

Section	Overall	1600m	1400m	1200m	1000m	800m	600m	400m	200m
Section Times	2:01.68 [8] (0:22.33)	1:39.35 [8] (0:12.25)	1:27.10 [9] (0:12.16)	1:14.94 [9] (0:12.28)	1:02.66 [9] (0:12.76)	0:49.90 [9] (0:12.42)	0:37.48 [9] (0:12.39)	0:25.09 [9] (0:12.39)	0:12.70 [8] (0:12.70)
Average Speed [km/h]	46.5	59.6	59.6	58.8	56.6	57.8	58.2	58.1	56.5
Top Speed [km/h]	61.5	61.4	61.0	61.9	57.7	60.0	59.6	59.2	58.5
Avg. Dist. to Rail [m]	5.6	3.4	1.3	2.2	0.9	0.5	0.3	1.0	1.2
Avg. Stride Freq. [Hz]	2.2	2.3	2.3	2.3	2.3	2.4	2.4	2.4	2.4
Avg. Stride Length [m]	5.9	7.4	7.3	7.1	6.9	6.8	6.8	6.7	6.6



- [ ] Ranking at each section and finish
- .-.- No data available at this section
- NA No data available



Horse/Jockey Name	Motion Sensor
Final Rank	9
Fastest Section Time (Section)	0:12.16 (1400m)
Top Speed [km/h] (Section)	64.7 (Overall)
Race State	Finished



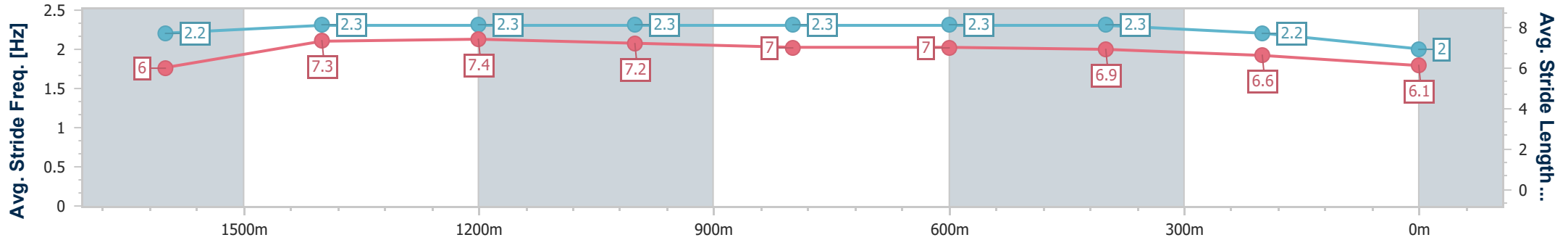
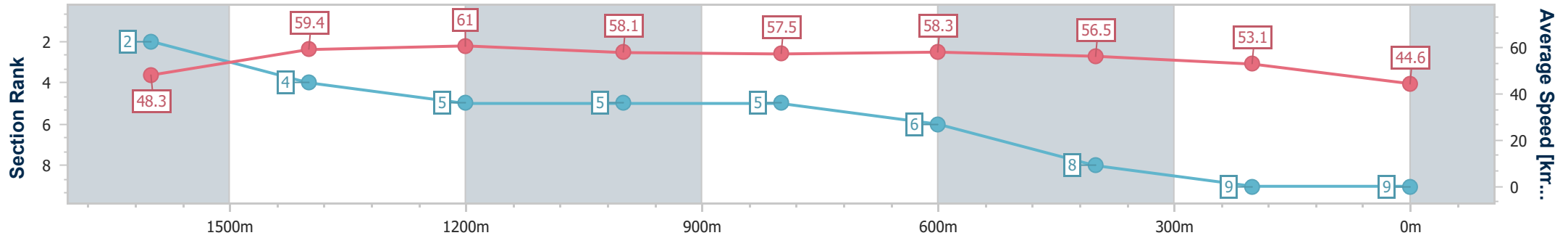
Toowoomba QLD Professional  
Race 6: ELEGANT BLINDS TOOWOOMBA Class 3 Plate - 1890m



04 January 2025 - 19:41

Track Rating: Good 3, Weather: Fine, Rail Position: True

Section	Overall	1600m	1400m	1200m	1000m	800m	600m	400m	200m
Section Times	2:06.19 [9] (0:21.61)	1:44.58 [2] (0:12.27)	1:32.31 [4] (0:12.16)	1:20.15 [5] (0:12.44)	1:07.71 [5] (0:12.67)	0:55.04 [5] (0:12.50)	0:42.54 [6] (0:12.90)	0:29.64 [8] (0:13.58)	0:16.06 [9] (0:16.06)
Average Speed [km/h]	48.3	59.4	61.0	58.1	57.5	58.3	56.5	53.1	44.6
Top Speed [km/h]	64.7	60.8	62.5	60.5	58.3	59.7	58.3	55.6	49.3
Avg. Dist. to Rail [m]	6.3	4.3	5.2	5.2	4.0	2.9	2.3	1.3	1.9
Avg. Stride Freq. [Hz]	2.2	2.3	2.3	2.3	2.3	2.3	2.3	2.2	2.0
Avg. Stride Length [m]	6.0	7.3	7.4	7.2	7.0	7.0	6.9	6.6	6.1



- [ ] Ranking at each section and finish
- .-.- No data available at this section
- NA No data available



# Toowoomba QLD Professional

## Race 7: BROWN FAMILY WINE GROUP Maiden Handicap - 1890m

04 January 2025 - 20:15



Track Rating: Good 3, Weather: Fine, Rail Position: True

Section		Overall	1600m	1400m	1200m	1000m	800m	600m	Last 600m				
Field Times		2:03.26 (0:21.31)	1:41.95 (0:12.28)	1:29.67 (0:12.62)	1:17.05 (0:13.18)	1:03.87 (0:13.54)	0:50.33 (0:12.62)	0:37.71 (0:12.43)	0:37.71				
Rank	TAB Horse/Jockey	Barrier	Top Speed [km/h]	Fastest Section									Distance Travelled [m]
1	7 <b>GUTHO</b> Kenji Yoshida	3	66.6 Overall	0:12.07 1600m	2:03.26 [1] (0:21.52)	1:41.74 [2] (0:12.07)	1:29.67 [1] (0:12.89)	1:16.78 [2] (0:13.14)	1:03.64 [2] (0:13.52)	0:50.12 [2] (0:12.41)	0:37.71 [1] (0:12.43)	0:37.71	
2	6 <b>CUT DIAMONDS</b> Amy Graham	2	62.9 1600m	0:11.82 1600m	2:03.67 [2] (0:22.25)	1:41.42 [6] (0:11.82)	1:29.60 [6] (0:12.65)	1:16.95 [5] (0:13.28)	1:03.67 [5] (0:13.58)	0:50.09 [5] (0:13.00)	0:37.09 [5] (0:12.37)	0:37.09	+0
3	3 <b>THE HINDUSTAN</b> Nozi Tomizawa	1	63.3 Overall	0:12.24 1600m	2:03.72 [3] (0:21.71)	1:42.01 [3] (0:12.24)	1:29.77 [4] (0:12.73)	1:17.04 [4] (0:13.06)	1:03.98 [3] (0:13.59)	0:50.39 [3] (0:12.83)	0:37.56 [3] (0:12.34)	0:37.56	+2
4	1 <b>CITY OF TROY</b> Rob Thorburn	5	64.1 1600m	0:12.04 1600m	2:04.15 [4] (0:21.73)	1:42.42 [4] (0:12.04)	1:30.38 [3] (0:12.82)	1:17.56 [3] (0:13.36)	1:04.20 [4] (0:13.57)	0:50.63 [4] (0:12.80)	0:37.83 [4] (0:12.56)	0:37.83	+8
5	2 <b>TRUSTY BANDIT</b> Madeleine Wishart	7	64.5 Overall	0:12.31 1600m	2:04.63 [5] (0:21.31)	1:43.32 [1] (0:12.31)	1:31.01 [2] (0:12.59)	1:18.42 [1] (0:13.18)	1:05.24 [1] (0:13.54)	0:51.70 [1] (0:12.95)	0:38.75 [2] (0:12.56)	0:38.75	-3
6	4 <b>SERAPUS</b> Montanna Savva	6	62.1 Overall	0:11.95 1600m	2:04.77 [6] (0:22.08)	1:42.69 [5] (0:11.95)	1:30.74 [5] (0:12.98)	1:17.76 [7] (0:13.32)	1:04.44 [6] (0:13.52)	0:50.92 [6] (0:12.88)	0:38.04 [6] (0:12.64)	0:38.04	+5
7	5 <b>CATCH CRIES</b> Chelsea Baker	4	63.3 1600m	0:11.78 1600m	2:05.11 [7] (0:22.59)	1:42.52 [7] (0:11.78)	1:30.74 [7] (0:12.57)	1:18.17 [6] (0:13.41)	1:04.76 [7] (0:13.64)	0:51.12 [7] (0:13.11)	0:38.01 [7] (0:12.70)	0:38.01	-2

[ ] Ranking at each section and finish  
 -:-:- No data available at this section  
 NA No data available

SCN Saddle cloth number  
 DNF Did not finish  
 DNT Did not track



# Toowoomba QLD Professional

## Race 7: BROWN FAMILY WINE GROUP Maiden Handicap - 1890m

04 January 2025 - 20:15



Track Rating: Good 3, Weather: Fine, Rail Position: True

Section				400m	200m			Last 600m		
Field Times				0:25.28 (0:12.56)	0:12.72 (0:12.72)			0:37.71		
Rank	TAB	Horse/Jockey	Barrier	Top Speed [km/h]	Fastest Section	Margin				Distance Travelled [m]
1	7	<b>GUTHO</b> Kenji Yoshida	3	66.6 Overall	0:12.07 1600m	0:25.28 [1] (0:12.56)	0:12.72 [1] (0:12.72)	2:03.26	0:37.71	
2	6	<b>CUT DIAMONDS</b> Amy Graham	2	62.9 1600m	0:11.82 1600m	0:24.72 [5] (0:12.29)	0:12.43 [3] (0:12.43)	2.3L	0:37.09 +0	
3	3	<b>THE HINDUSTAN</b> Nozi Tomizawa	1	63.3 Overall	0:12.24 1600m	0:25.22 [3] (0:12.62)	0:12.60 [2] (0:12.60)	2.5L	0:37.56 +2	
4	1	<b>CITY OF TROY</b> Rob Thorburn	5	64.1 1600m	0:12.04 1600m	0:25.27 [4] (0:12.48)	0:12.79 [4] (0:12.79)	5L	0:37.83 +8	
5	2	<b>TRUSTY BANDIT</b> Madeleine Wishart	7	64.5 Overall	0:12.31 1600m	0:26.19 [2] (0:12.94)	0:13.25 [5] (0:13.25)	7.8L	0:38.75 -3	
6	4	<b>SERAPUS</b> Montanna Savva	6	62.1 Overall	0:11.95 1600m	0:25.40 [6] (0:12.73)	0:12.67 [6] (0:12.67)	8.6L	0:38.04 +5	
7	5	<b>CATCH CRIES</b> Chelsea Baker	4	63.3 1600m	0:11.78 1600m	0:25.31 [7] (0:12.69)	0:12.62 [7] (0:12.62)	10.6L	0:38.01 -2	

[ ] Ranking at each section and finish  
 -:-:- No data available at this section  
 NA No data available

SCN Saddle cloth number  
 DNF Did not finish  
 DNT Did not track



Horse/Jockey Name	Gutho
Final Rank	1
Fastest Section Time (Section)	0:12.07 (1600m)
Top Speed [km/h] (Section)	66.6 (Overall)
Race State	Finished



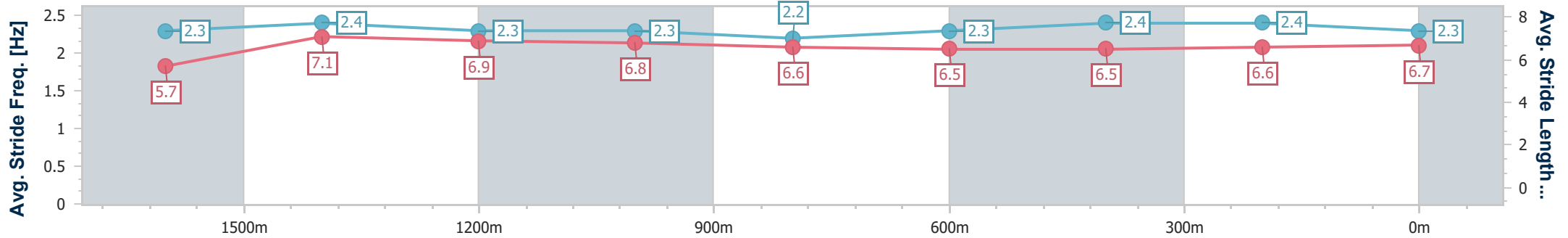
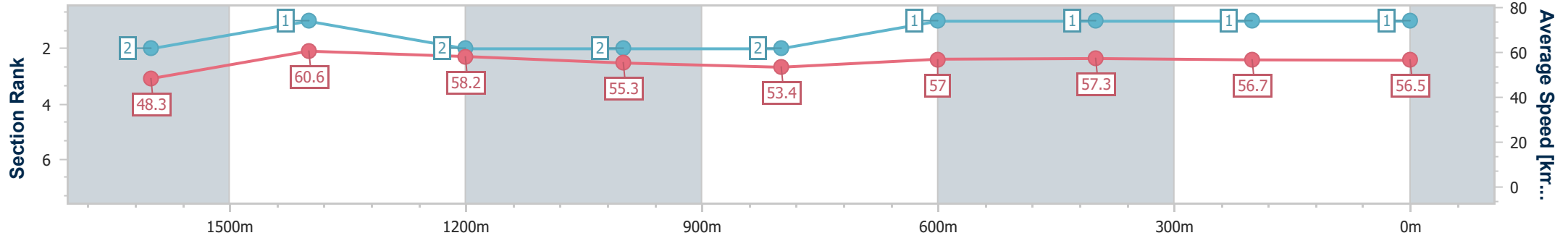
Toowoomba QLD Professional  
Race 7: BROWN FAMILY WINE GROUP Maiden Handicap - 1890m



04 January 2025 - 20:15

Track Rating: Good 3, Weather: Fine, Rail Position: True

Section	Overall	1600m	1400m	1200m	1000m	800m	600m	400m	200m
Section Times	2:03.26 [1] (0:21.52)	1:41.74 [2] (0:12.07)	1:29.67 [1] (0:12.89)	1:16.78 [2] (0:13.14)	1:03.64 [2] (0:13.52)	0:50.12 [2] (0:12.41)	0:37.71 [1] (0:12.43)	0:25.28 [1] (0:12.56)	0:12.72 [1] (0:12.72)
Average Speed [km/h]	48.3	60.6	58.2	55.3	53.4	57.0	57.3	56.7	56.5
Top Speed [km/h]	66.6	66.1	61.3	58.7	56.5	60.3	60.7	58.9	58.1
Avg. Dist. to Rail [m]	5.8	3.7	8.2	6.0	1.5	4.9	2.3	2.5	2.3
Avg. Stride Freq. [Hz]	2.3	2.4	2.3	2.3	2.2	2.3	2.4	2.4	2.3
Avg. Stride Length [m]	5.7	7.1	6.9	6.8	6.6	6.5	6.5	6.6	6.7



- [ ] Ranking at each section and finish
- .-.- No data available at this section
- NA No data available





Horse/Jockey Name	Cut Diamonds
Final Rank	2
Fastest Section Time (Section)	0:11.82 (1600m)
Top Speed [km/h] (Section)	62.9 (1600m)
Race State	Finished



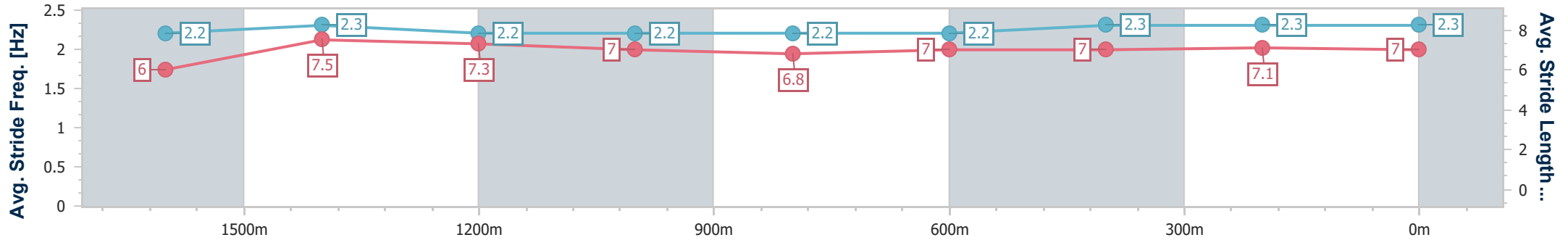
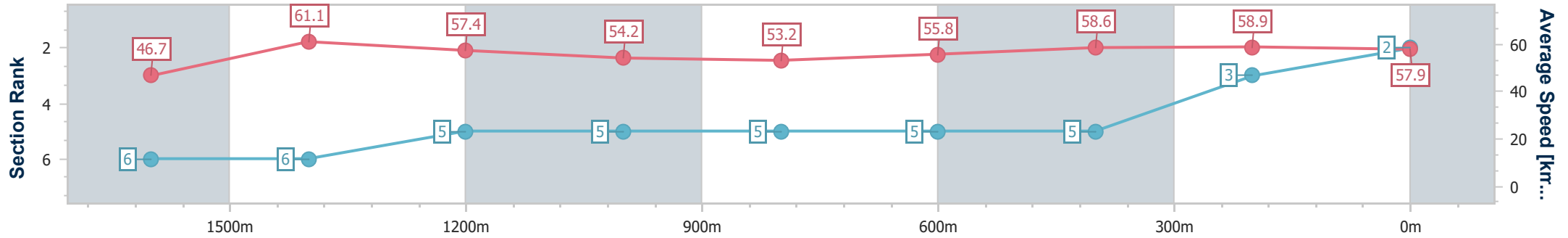
Toowoomba QLD Professional  
Race 7: BROWN FAMILY WINE GROUP Maiden Handicap - 1890m



04 January 2025 - 20:15

Track Rating: Good 3, Weather: Fine, Rail Position: True

Section	Overall	1600m	1400m	1200m	1000m	800m	600m	400m	200m
Section Times	2:03.67 [2] (0:22.25)	1:41.42 [6] (0:11.82)	1:29.60 [6] (0:12.65)	1:16.95 [5] (0:13.28)	1:03.67 [5] (0:13.58)	0:50.09 [5] (0:13.00)	0:37.09 [5] (0:12.37)	0:24.72 [5] (0:12.29)	0:12.43 [3] (0:12.43)
Average Speed [km/h]	46.7	61.1	57.4	54.2	53.2	55.8	58.6	58.9	57.9
Top Speed [km/h]	62.8	62.9	58.4	55.7	54.4	57.5	59.5	60.0	58.6
Avg. Dist. to Rail [m]	5.8	0.9	1.6	1.3	0.7	2.3	0.9	2.0	4.2
Avg. Stride Freq. [Hz]	2.2	2.3	2.2	2.2	2.2	2.2	2.3	2.3	2.3
Avg. Stride Length [m]	6.0	7.5	7.3	7.0	6.8	7.0	7.0	7.1	7.0



- [ ] Ranking at each section and finish
- .-.- No data available at this section
- NA No data available



Horse/Jockey Name	The Hindustan
Final Rank	3
Fastest Section Time (Section)	0:12.24 (1600m)
Top Speed [km/h] (Section)	63.3 (Overall)
Race State	Finished



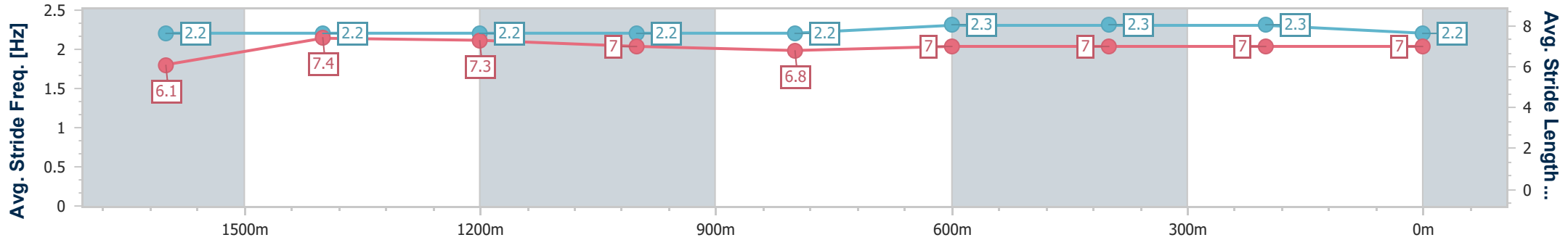
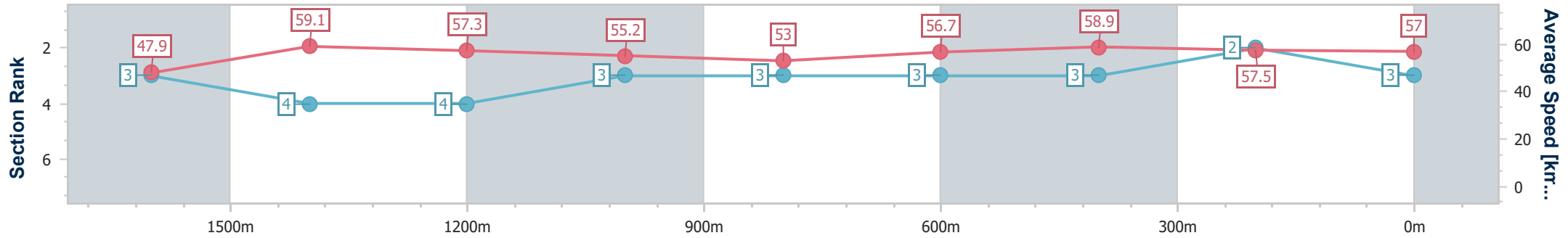
Toowoomba QLD Professional  
Race 7: BROWN FAMILY WINE GROUP Maiden Handicap - 1890m



04 January 2025 - 20:15

Track Rating: Good 3, Weather: Fine, Rail Position: True

Section	Overall	1600m	1400m	1200m	1000m	800m	600m	400m	200m
Section Times	2:03.72 [3] (0:21.71)	1:42.01 [3] (0:12.24)	1:29.77 [4] (0:12.73)	1:17.04 [4] (0:13.06)	1:03.98 [3] (0:13.59)	0:50.39 [3] (0:12.83)	0:37.56 [3] (0:12.34)	0:25.22 [3] (0:12.62)	0:12.60 [2] (0:12.60)
Average Speed [km/h]	47.9	59.1	57.3	55.2	53.0	56.7	58.9	57.5	57.0
Top Speed [km/h]	63.3	62.8	59.5	55.9	54.1	60.0	61.1	58.9	58.0
Avg. Dist. to Rail [m]	5.4	1.7	1.7	1.7	0.6	2.1	1.5	2.2	1.9
Avg. Stride Freq. [Hz]	2.2	2.2	2.2	2.2	2.2	2.3	2.3	2.3	2.2
Avg. Stride Length [m]	6.1	7.4	7.3	7.0	6.8	7.0	7.0	7.0	7.0



- [ ] Ranking at each section and finish
- .-.- No data available at this section
- NA No data available



Horse/Jockey Name	City Of Troy
Final Rank	4
Fastest Section Time (Section)	0:12.04 (1600m)
Top Speed [km/h] (Section)	64.1 (1600m)
Race State	Finished



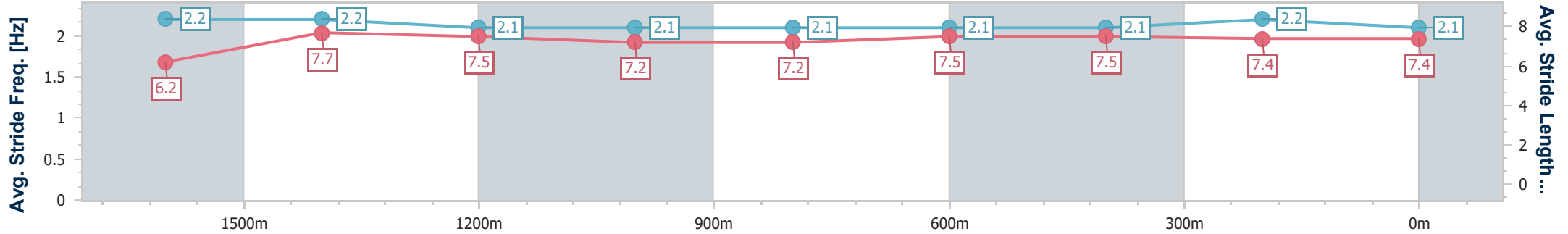
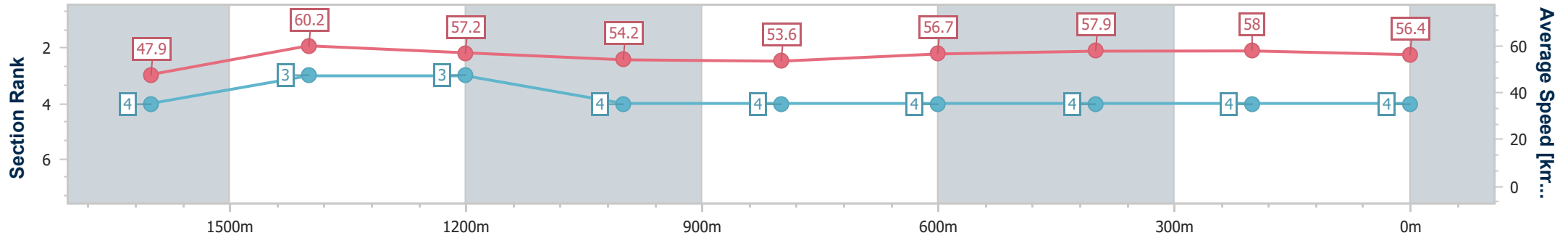
Toowoomba QLD Professional  
Race 7: BROWN FAMILY WINE GROUP Maiden Handicap - 1890m



04 January 2025 - 20:15

Track Rating: Good 3, Weather: Fine, Rail Position: True

Section	Overall	1600m	1400m	1200m	1000m	800m	600m	400m	200m
Section Times	2:04.15 [4] (0:21.73)	1:42.42 [4] (0:12.04)	1:30.38 [3] (0:12.82)	1:17.56 [3] (0:13.36)	1:04.20 [4] (0:13.57)	0:50.63 [4] (0:12.80)	0:37.83 [4] (0:12.56)	0:25.27 [4] (0:12.48)	0:12.79 [4] (0:12.79)
Average Speed [km/h]	47.9	60.2	57.2	54.2	53.6	56.7	57.9	58.0	56.4
Top Speed [km/h]	63.5	64.1	59.0	55.2	55.1	58.5	58.8	59.2	57.3
Avg. Dist. to Rail [m]	5.5	2.8	3.1	2.9	2.5	2.4	2.3	2.5	3.5
Avg. Stride Freq. [Hz]	2.2	2.2	2.1	2.1	2.1	2.1	2.1	2.2	2.1
Avg. Stride Length [m]	6.2	7.7	7.5	7.2	7.2	7.5	7.5	7.4	7.4



- [ ] Ranking at each section and finish
- .-.- No data available at this section
- NA No data available



Horse/Jockey Name	Trusty Bandit
Final Rank	5
Fastest Section Time (Section)	0:12.31 (1600m)
Top Speed [km/h] (Section)	64.5 (Overall)
Race State	Finished



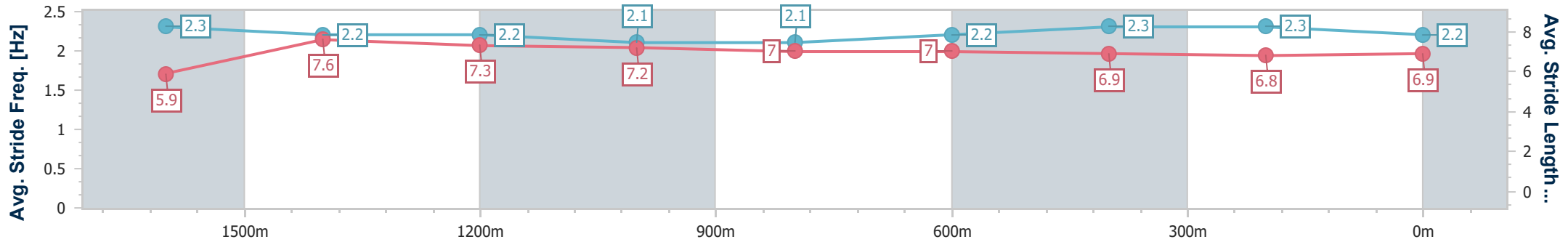
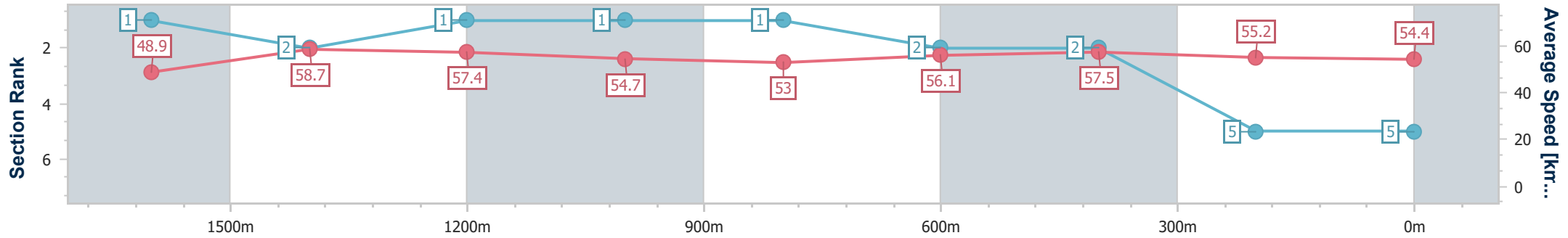
Toowoomba QLD Professional  
Race 7: BROWN FAMILY WINE GROUP Maiden Handicap - 1890m



04 January 2025 - 20:15

Track Rating: Good 3, Weather: Fine, Rail Position: True

Section	Overall	1600m	1400m	1200m	1000m	800m	600m	400m	200m				
Section Times	2:04.63 [5] (0:21.31)	1:43.32 [1] (0:12.31)	1:31.01 [2] (0:12.59)	1:18.42 [1] (0:13.18)	1:05.24 [1] (0:13.54)	0:51.70 [1] (0:12.95)	0:38.75 [2] (0:12.56)	0:26.19 [2] (0:12.94)	0:13.25 [5] (0:13.25)				
Average Speed [km/h]	48.9	58.7	57.4	54.7	53.0	56.1	57.5	55.2	54.4				
Top Speed [km/h]	64.5	63.7	60.5	56.3	53.8	60.0	59.9	56.4	55.4				
Avg. Dist. to Rail [m]	6.1	0.8	0.6	0.8	1.1	2.0	1.0	1.2	3.1				
Avg. Stride Freq. [Hz]	2.3	2.2	2.2	2.1	2.1	2.2	2.3	2.3	2.2				
Avg. Stride Length [m]	5.9	7.6	7.3	7.2	7.0	7.0	6.9	6.8	6.9				



- [ ] Ranking at each section and finish
- .-.- No data available at this section
- NA No data available



Horse/Jockey Name	Serapus
Final Rank	6
Fastest Section Time (Section)	0:11.95 (1600m)
Top Speed [km/h] (Section)	62.1 (Overall)
Race State	Finished



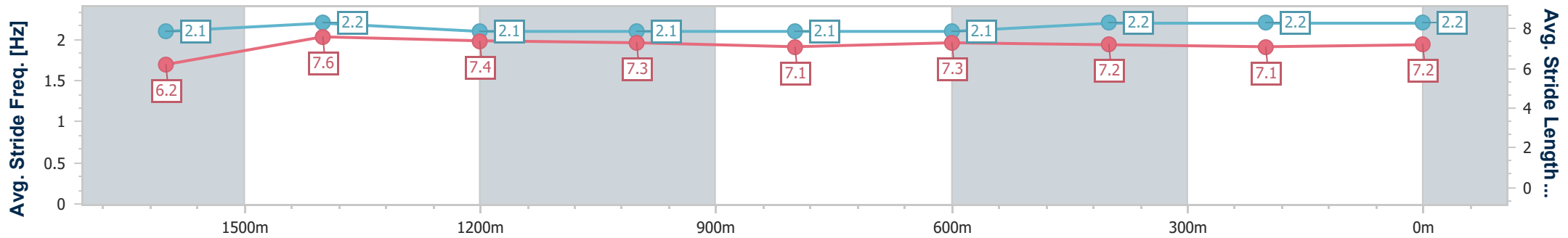
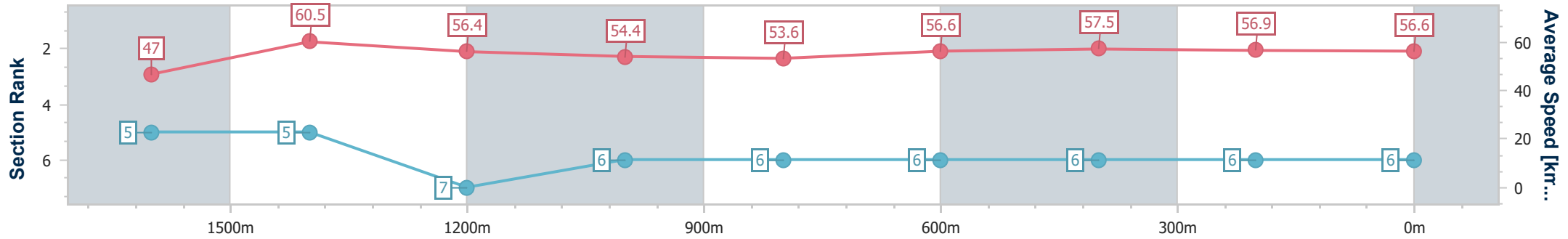
Toowoomba QLD Professional  
Race 7: BROWN FAMILY WINE GROUP Maiden Handicap - 1890m



04 January 2025 - 20:15

Track Rating: Good 3, Weather: Fine, Rail Position: True

Section	Overall	1600m	1400m	1200m	1000m	800m	600m	400m	200m			
Section Times	2:04.77 [6] (0:22.08)	1:42.69 [5] (0:11.95)	1:30.74 [5] (0:12.98)	1:17.76 [7] (0:13.32)	1:04.44 [6] (0:13.52)	0:50.92 [6] (0:12.88)	0:38.04 [6] (0:12.64)	0:25.40 [6] (0:12.73)	0:12.67 [6] (0:12.67)			
Average Speed [km/h]	47.0	60.5	56.4	54.4	53.6	56.6	57.5	56.9	56.6			
Top Speed [km/h]	62.1	61.9	58.2	55.8	55.4	58.0	58.8	57.5	57.4			
Avg. Dist. to Rail [m]	5.9	1.9	3.5	3.3	3.0	2.8	1.8	1.3	1.8			
Avg. Stride Freq. [Hz]	2.1	2.2	2.1	2.1	2.1	2.1	2.2	2.2	2.2			
Avg. Stride Length [m]	6.2	7.6	7.4	7.3	7.1	7.3	7.2	7.1	7.2			



- [ ] Ranking at each section and finish
- .-.- No data available at this section
- NA No data available



Horse/Jockey Name	Catch Cries
Final Rank	7
Fastest Section Time (Section)	0:11.78 (1600m)
Top Speed [km/h] (Section)	63.3 (1600m)
Race State	Finished



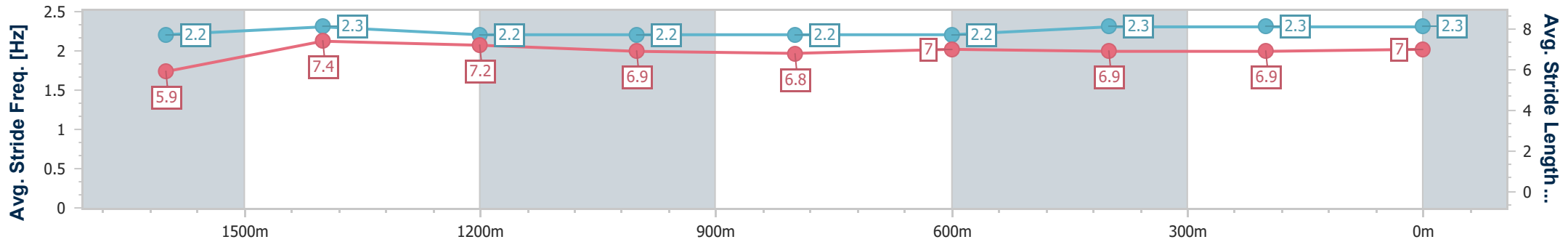
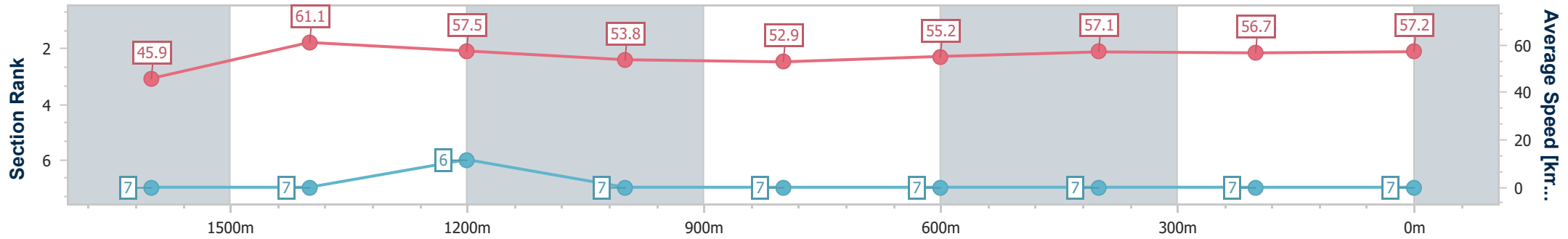
Toowoomba QLD Professional  
Race 7: BROWN FAMILY WINE GROUP Maiden Handicap - 1890m



04 January 2025 - 20:15

Track Rating: Good 3, Weather: Fine, Rail Position: True

Section	Overall	1600m	1400m	1200m	1000m	800m	600m	400m	200m
Section Times	2:05.11 [7] (0:22.59)	1:42.52 [7] (0:11.78)	1:30.74 [7] (0:12.57)	1:18.17 [6] (0:13.41)	1:04.76 [7] (0:13.64)	0:51.12 [7] (0:13.11)	0:38.01 [7] (0:12.70)	0:25.31 [7] (0:12.69)	0:12.62 [7] (0:12.62)
Average Speed [km/h]	45.9	61.1	57.5	53.8	52.9	55.2	57.1	56.7	57.2
Top Speed [km/h]	62.8	63.3	59.5	55.6	54.8	57.2	58.0	57.5	57.4
Avg. Dist. to Rail [m]	6.7	1.0	0.7	1.5	0.8	1.9	1.1	0.7	1.5
Avg. Stride Freq. [Hz]	2.2	2.3	2.2	2.2	2.2	2.2	2.3	2.3	2.3
Avg. Stride Length [m]	5.9	7.4	7.2	6.9	6.8	7.0	6.9	6.9	7.0



- [ ] Ranking at each section and finish
- .-.- No data available at this section
- NA No data available