



Sunshine Coast QLD Professional
Race 4: MAGIC MILLIONS RISING STARS 3YO & 4YO Fillies & Mares
Class 4 Plate - 1300m
04 January 2025 - 16:08



Track Rating: Soft 6, Weather: Fine, Rail Position: +6m Entire

Section		Overall	1200m	1000m	800m	600m	400m	Last 600m				
Field Times		1:17.03 (0:07.94)	1:09.09 (0:11.21)	0:57.88 (0:11.35)	0:46.53 (0:11.77)	0:34.76 (0:11.68)	0:23.08 (0:11.40)	0:34.76				
Rank	TAB Horse/Jockey	Barrier	Top Speed [km/h]	Fastest Section	Distance Travelled [m]							
1	2 WOOLLOOWIN Jason Collett	2	66.4 400m	0:08.26 Overall	1:17.03 [1] (0:08.26)	1:08.77 [6] (0:11.38)	0:57.39 [6] (0:11.79)	0:45.60 [6] (0:11.65)	0:33.95 [6] (0:11.35)	0:22.60 [6] (0:10.95)	0:33.95	
2	6 INFATUATION Damian Lane	4	65.3 1200m	0:08.01 Overall	1:17.48 [2] (0:08.01)	1:09.47 [2] (0:11.14)	0:58.33 [1] (0:11.35)	0:46.98 [1] (0:11.77)	0:35.21 [1] (0:11.68)	0:23.53 [1] (0:11.40)	0:35.21 -1	
3	7 UNTIL VALHALLA Blake Shinn	8	66.2 400m	0:08.52 Overall	1:17.79 [3] (0:08.52)	1:09.27 [9] (0:11.32)	0:57.95 [7] (0:11.76)	0:46.19 [7] (0:11.58)	0:34.61 [7] (0:11.37)	0:23.24 [7] (0:11.18)	0:34.61 +5	
4	5 SHE MINE Taylor Marshall	3	64.6 400m	0:08.13 Overall	1:17.87 [4] (0:08.13)	1:09.74 [5] (0:11.36)	0:58.38 [5] (0:11.69)	0:46.69 [5] (0:11.67)	0:35.02 [5] (0:11.52)	0:23.50 [5] (0:11.32)	0:35.02 +3	
5	13 DIDDLE DUMPLING Tyler Schiller	6	65.9 600m	0:08.35 Overall	1:17.90 [5] (0:08.35)	1:09.55 [7] (0:11.53)	0:58.02 [8] (0:11.77)	0:46.25 [8] (0:11.67)	0:34.58 [8] (0:11.26)	0:23.32 [8] (0:11.19)	0:34.58 +3	
6	3 INSTAGOOD Tim Clark	9	67.1 400m	0:08.36 Overall	1:17.92 [6] (0:08.36)	1:09.56 [8] (0:11.64)	0:57.92 [9] (0:11.73)	0:46.19 [9] (0:11.64)	0:34.55 [9] (0:11.34)	0:23.21 [9] (0:11.09)	0:34.55 +6	
7	4 FIELD OF MYRTLE Andrew Mallyon	7	66.5 1200m	0:08.09 Overall	1:18.28 [7] (0:08.09)	1:10.19 [4] (0:11.11)	0:59.08 [2] (0:11.39)	0:47.69 [2] (0:11.78)	0:35.91 [2] (0:11.68)	0:24.23 [2] (0:11.52)	0:35.91 +2	
8	9 GOSPEL GIRL Angela Jones	5	66.1 1200m	0:08.09 Overall	1:18.34 [8] (0:08.09)	1:10.25 [3] (0:11.17)	0:59.08 [3] (0:11.57)	0:47.51 [3] (0:11.76)	0:35.75 [3] (0:11.64)	0:24.11 [3] (0:11.48)	0:35.75 +3	
9	11 FREELAND Craig Williams	1	64.3 1200m	0:07.94 Overall	1:18.65 [9] (0:07.94)	1:10.71 [1] (0:11.35)	0:59.36 [4] (0:11.61)	0:47.75 [4] (0:11.83)	0:35.92 [4] (0:11.57)	0:24.35 [4] (0:11.61)	0:35.92 +0	

Scratched: Llanddwyn (#1), Mishani Aloha (#8), Indubitably (#10), Arriving Home (#12)

[] Ranking at each section and finish
 -:-:- No data available at this section
 NA No data available

SCN Saddle cloth number
 DNF Did not finish
 DNT Did not track



Sunshine Coast QLD Professional
Race 4: MAGIC MILLIONS RISING STARS 3YO & 4YO Fillies & Mares
Class 4 Plate - 1300m
04 January 2025 - 16:08



Track Rating: Soft 6, Weather: Fine, Rail Position: +6m Entire

Section				200m				Last 600m	
Field Times				0:11.68 (0:11.68)				0:34.76	
Rank	TAB	Horse/Jockey	Barrier	Top Speed [km/h]	Fastest Section	Margin			Distance Travelled [m]
1	2	WOOLOOWIN Jason Collett	2	66.4 400m	0:08.26 Overall	0:11.65 [2] (0:11.65)	1:17.03		0:33.95
2	6	INFATUATION Damian Lane	4	65.3 1200m	0:08.01 Overall	0:12.13 [1] (0:12.13)	2.62L		0:35.21 -1
3	7	UNTIL VALHALLA Blake Shinn	8	66.2 400m	0:08.52 Overall	0:12.06 [6] (0:12.06)	4.47L		0:34.61 +5
4	5	SHE MINE Taylor Marshall	3	64.6 400m	0:08.13 Overall	0:12.18 [4] (0:12.18)	4.93L		0:35.02 +3
5	13	DIDDLE DUMPLING Tyler Schiller	6	65.9 600m	0:08.35 Overall	0:12.13 [7] (0:12.13)	5.08L		0:34.58 +3
6	3	INSTAGOOD Tim Clark	9	67.1 400m	0:08.36 Overall	0:12.12 [8] (0:12.12)	5.2L		0:34.55 +6
7	4	FIELD OF MYRTLE Andrew Mallyon	7	66.5 1200m	0:08.09 Overall	0:12.71 [3] (0:12.71)	7.32L		0:35.91 +2
8	9	GOSPEL GIRL Angela Jones	5	66.1 1200m	0:08.09 Overall	0:12.63 [5] (0:12.63)	7.67L		0:35.75 +3
9	11	FREELAND Craig Williams	1	64.3 1200m	0:07.94 Overall	0:12.74 [9] (0:12.74)	9.51L		0:35.92 +0

Scratched: Llanddwyn (#1), Mishani Aloha (#8), Indubitably (#10), Arriving Home (#12)

[] Ranking at each section and finish
 -:-:- No data available at this section
 NA No data available

SCN Saddle cloth number
 DNF Did not finish
 DNT Did not track



Horse/Jockey Name	Woollowin
Final Rank	1
Fastest Section Time (Section)	0:08.26 (Overall)
Top Speed [km/h] (Section)	66.4 (400m)
Race State	Finished



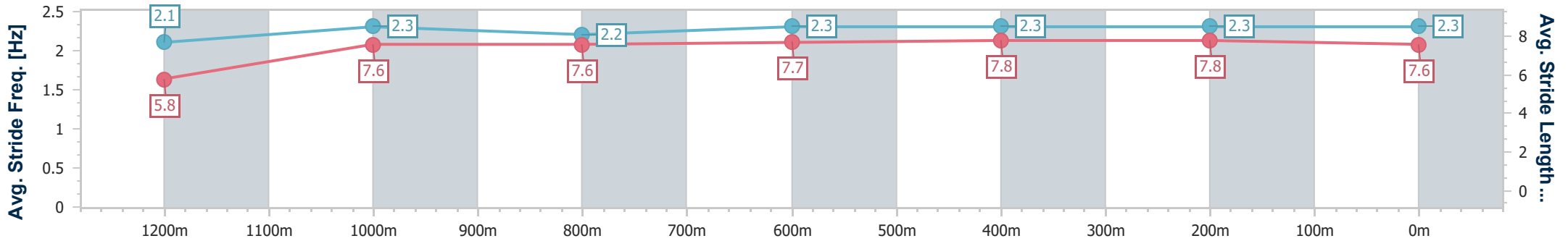
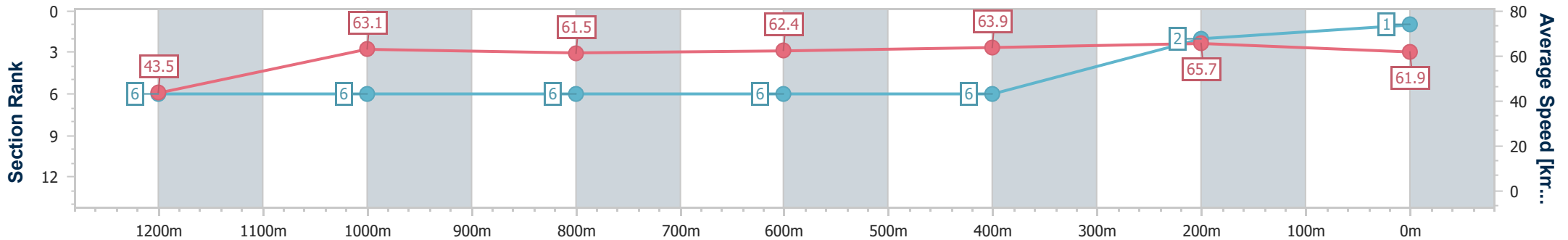
Sunshine Coast QLD Professional
 Race 4: MAGIC MILLIONS RISING STARS 3YO & 4YO Fillies & Mares Class 4 Plate - 1300m



04 January 2025 - 16:08

Track Rating: Soft 6, Weather: Fine, Rail Position: +6m Entire

Section	Overall	1200m	1000m	800m	600m	400m	200m
Section Times	1:17.03 [1] (0:08.26)	1:08.77 [6] (0:11.38)	0:57.39 [6] (0:11.79)	0:45.60 [6] (0:11.65)	0:33.95 [6] (0:11.35)	0:22.60 [6] (0:10.95)	0:11.65 [2] (0:11.65)
Average Speed [km/h]	43.5	63.1	61.5	62.4	63.9	65.7	61.9
Top Speed [km/h]	61.8	64.0	62.8	63.5	65.7	66.4	64.5
Avg. Dist. to Rail [m]	4.6	3.0	2.4	1.4	1.2	2.2	1.5
Avg. Stride Freq. [Hz]	2.1	2.3	2.2	2.3	2.3	2.3	2.3
Avg. Stride Length [m]	5.8	7.6	7.6	7.7	7.8	7.8	7.6



- [] Ranking at each section and finish
- .-.- No data available at this section
- NA No data available



Horse/Jockey Name	Infatuation
Final Rank	2
Fastest Section Time (Section)	0:08.01 (Overall)
Top Speed [km/h] (Section)	65.3 (1200m)
Race State	Finished



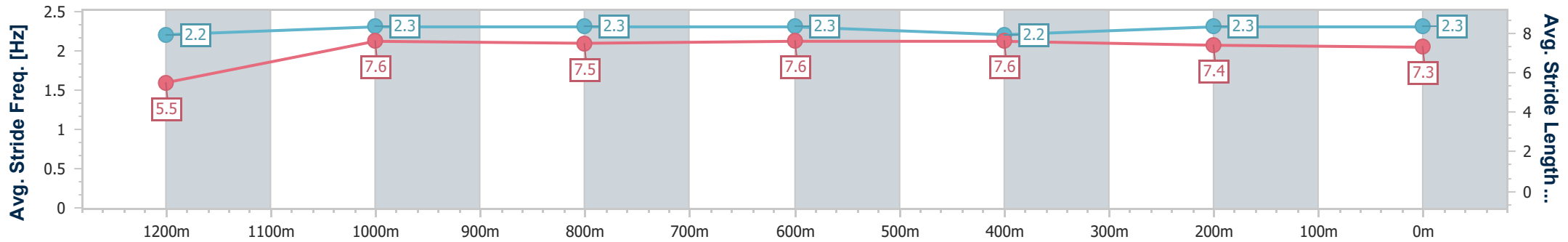
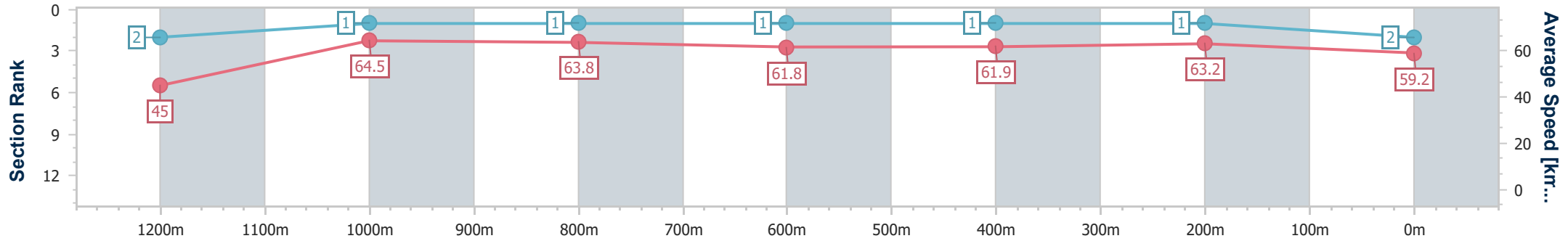
Sunshine Coast QLD Professional
 Race 4: MAGIC MILLIONS RISING STARS 3YO & 4YO Fillies & Mares Class 4 Plate - 1300m



04 January 2025 - 16:08

Track Rating: Soft 6, Weather: Fine, Rail Position: +6m Entire

Section	Overall	1200m	1000m	800m	600m	400m	200m
Section Times	1:17.48 [2] (0:08.01)	1:09.47 [2] (0:11.14)	0:58.33 [1] (0:11.35)	0:46.98 [1] (0:11.77)	0:35.21 [1] (0:11.68)	0:23.53 [1] (0:11.40)	0:12.13 [1] (0:12.13)
Average Speed [km/h]	45.0	64.5	63.8	61.8	61.9	63.2	59.2
Top Speed [km/h]	61.9	65.3	64.9	63.1	63.0	63.9	62.0
Avg. Dist. to Rail [m]	6.5	4.6	2.6	1.6	0.6	2.7	3.1
Avg. Stride Freq. [Hz]	2.2	2.3	2.3	2.3	2.2	2.3	2.3
Avg. Stride Length [m]	5.5	7.6	7.5	7.6	7.6	7.4	7.3



- [] Ranking at each section and finish
- .-.- No data available at this section
- NA No data available



Horse/Jockey Name	Until Valhalla
Final Rank	3
Fastest Section Time (Section)	0:08.52 (Overall)
Top Speed [km/h] (Section)	66.2 (400m)
Race State	Finished



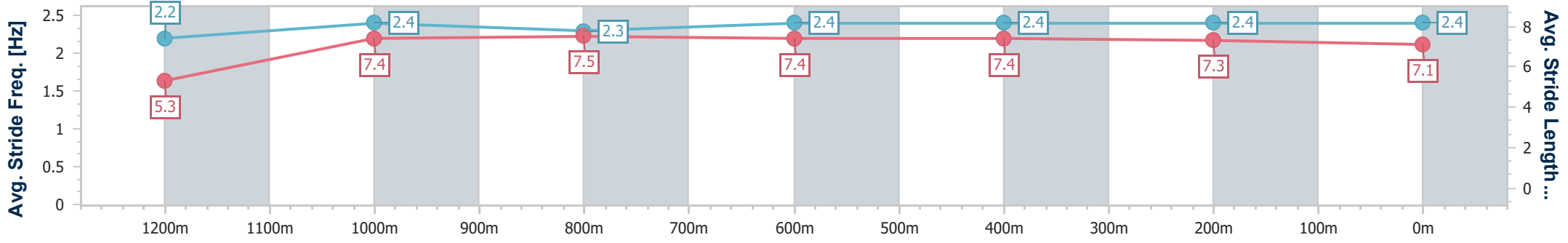
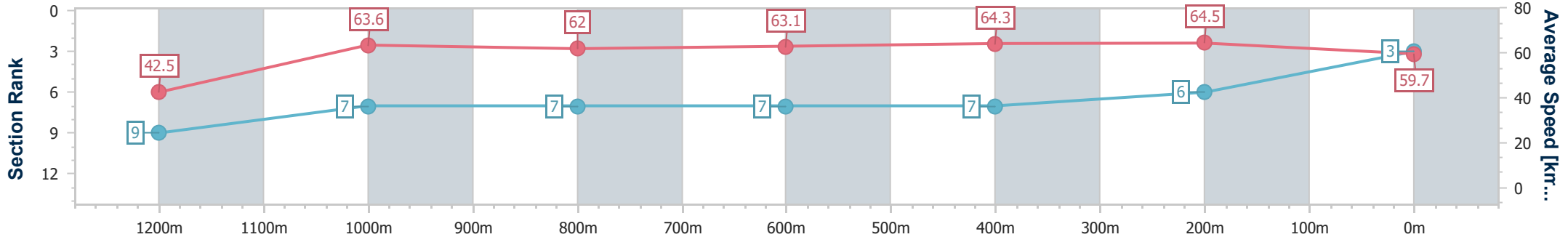
Sunshine Coast QLD Professional
 Race 4: MAGIC MILLIONS RISING STARS 3YO & 4YO Fillies & Mares Class 4 Plate - 1300m



04 January 2025 - 16:08

Track Rating: Soft 6, Weather: Fine, Rail Position: +6m Entire

Section	Overall	1200m	1000m	800m	600m	400m	200m
Section Times	1:17.79 [3] (0:08.52)	1:09.27 [9] (0:11.32)	0:57.95 [7] (0:11.76)	0:46.19 [7] (0:11.58)	0:34.61 [7] (0:11.37)	0:23.24 [7] (0:11.18)	0:12.06 [6]
Average Speed [km/h]	42.5	63.6	62.0	63.1	64.3	64.5	59.7
Top Speed [km/h]	61.0	66.0	62.9	65.2	66.1	66.2	63.0
Avg. Dist. to Rail [m]	9.8	5.4	4.3	2.4	2.8	8.7	8.1
Avg. Stride Freq. [Hz]	2.2	2.4	2.3	2.4	2.4	2.4	2.4
Avg. Stride Length [m]	5.3	7.4	7.5	7.4	7.4	7.3	7.1



- [] Ranking at each section and finish
- .-.- No data available at this section
- NA No data available



Horse/Jockey Name	She Mine
Final Rank	4
Fastest Section Time (Section)	0:08.13 (Overall)
Top Speed [km/h] (Section)	64.6 (400m)
Race State	Finished



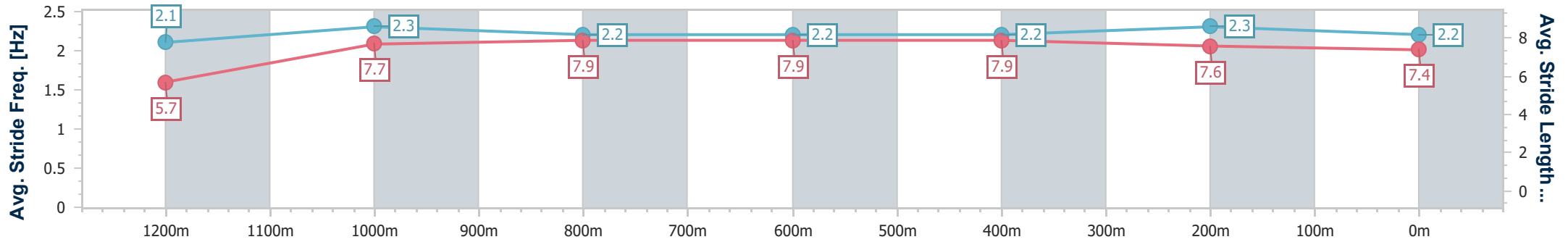
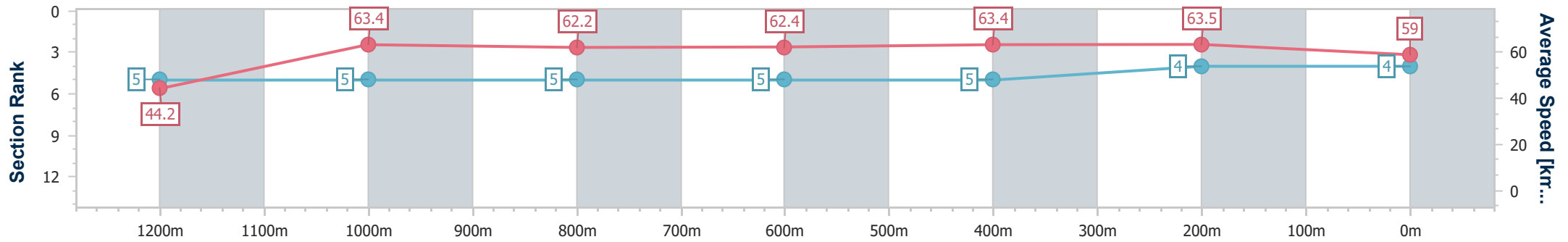
Sunshine Coast QLD Professional
 Race 4: MAGIC MILLIONS RISING STARS 3YO & 4YO Fillies & Mares Class 4 Plate - 1300m



04 January 2025 - 16:08

Track Rating: Soft 6, Weather: Fine, Rail Position: +6m Entire

Section	Overall	1200m	1000m	800m	600m	400m	200m
Section Times	1:17.87 [4] (0:08.13)	1:09.74 [5] (0:11.36)	0:58.38 [5] (0:11.69)	0:46.69 [5] (0:11.67)	0:35.02 [5] (0:11.52)	0:23.50 [5] (0:11.32)	0:12.18 [4] (0:12.18)
Average Speed [km/h]	44.2	63.4	62.2	62.4	63.4	63.5	59.0
Top Speed [km/h]	60.5	64.3	63.8	63.5	64.5	64.6	61.8
Avg. Dist. to Rail [m]	5.6	4.3	3.6	2.3	2.0	6.5	6.4
Avg. Stride Freq. [Hz]	2.1	2.3	2.2	2.2	2.2	2.3	2.2
Avg. Stride Length [m]	5.7	7.7	7.9	7.9	7.9	7.6	7.4



- [] Ranking at each section and finish
- .-.- No data available at this section
- NA No data available



Horse/Jockey Name	Diddle Dumpling
Final Rank	5
Fastest Section Time (Section)	0:08.35 (Overall)
Top Speed [km/h] (Section)	65.9 (600m)
Race State	Finished



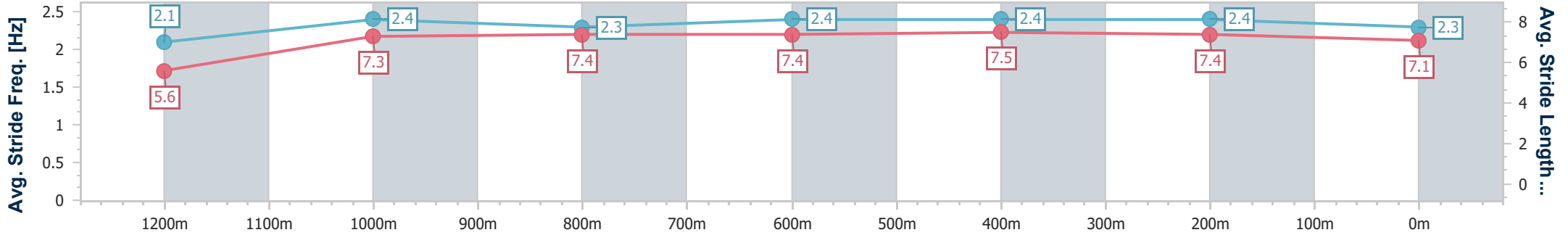
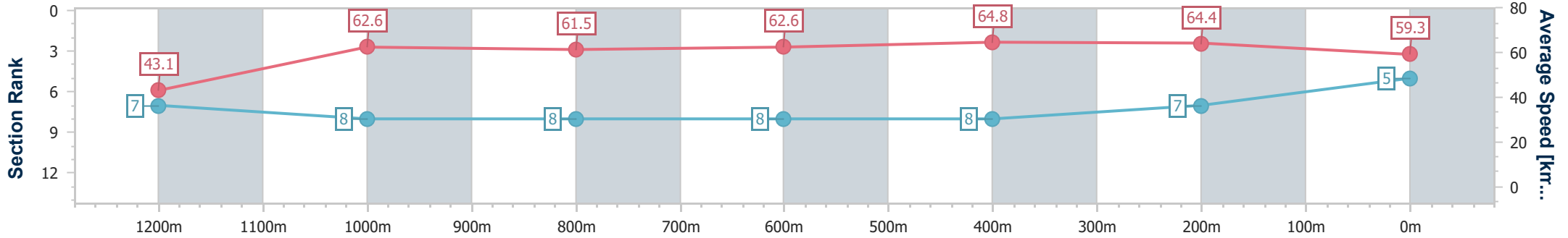
Sunshine Coast QLD Professional
 Race 4: MAGIC MILLIONS RISING STARS 3YO & 4YO Fillies & Mares Class 4 Plate - 1300m



04 January 2025 - 16:08

Track Rating: Soft 6, Weather: Fine, Rail Position: +6m Entire

Section	Overall	1200m	1000m	800m	600m	400m	200m
Section Times	1:17.90 [5] (0:08.35)	1:09.55 [7] (0:11.53)	0:58.02 [8] (0:11.77)	0:46.25 [8] (0:11.67)	0:34.58 [8] (0:11.26)	0:23.32 [8] (0:11.19)	0:12.13 [7] (0:12.13)
Average Speed [km/h]	43.1	62.6	61.5	62.6	64.8	64.4	59.3
Top Speed [km/h]	62.1	64.1	62.3	64.8	65.9	65.5	62.1
Avg. Dist. to Rail [m]	8.6	4.6	2.8	2.5	2.5	7.2	6.3
Avg. Stride Freq. [Hz]	2.1	2.4	2.3	2.4	2.4	2.4	2.3
Avg. Stride Length [m]	5.6	7.3	7.4	7.4	7.5	7.4	7.1



- [] Ranking at each section and finish
- .-.- No data available at this section
- NA No data available



Horse/Jockey Name	Instagood
Final Rank	6
Fastest Section Time (Section)	0:08.36 (Overall)
Top Speed [km/h] (Section)	67.1 (400m)
Race State	Finished



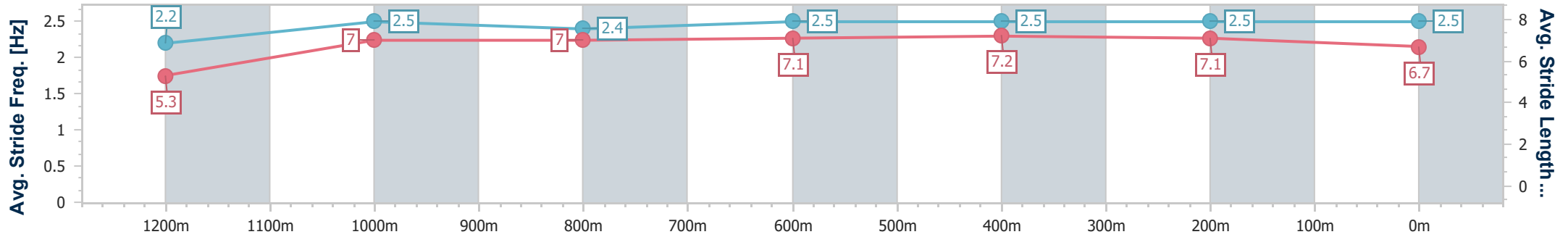
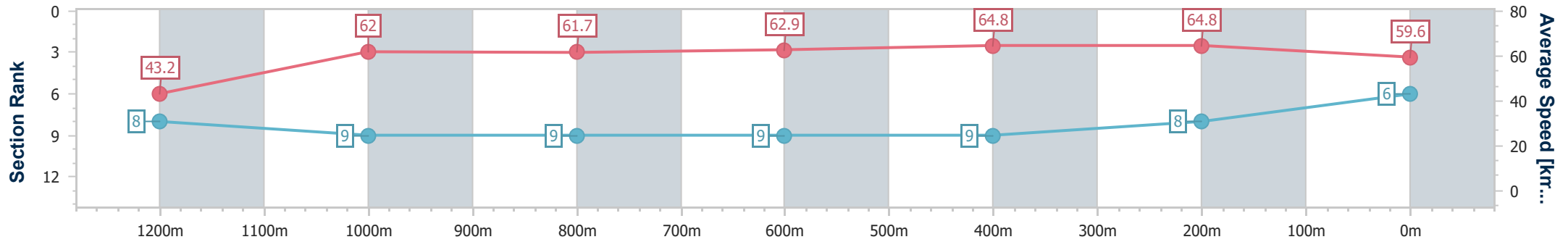
Sunshine Coast QLD Professional
 Race 4: MAGIC MILLIONS RISING STARS 3YO & 4YO Fillies & Mares Class 4 Plate - 1300m



04 January 2025 - 16:08

Track Rating: Soft 6, Weather: Fine, Rail Position: +6m Entire

Section	Overall	1200m	1000m	800m	600m	400m	200m
Section Times	1:17.92 [6] (0:08.36)	1:09.56 [8] (0:11.64)	0:57.92 [9] (0:11.73)	0:46.19 [9] (0:11.64)	0:34.55 [9] (0:11.34)	0:23.21 [9] (0:11.09)	0:12.12 [8] (0:12.12)
Average Speed [km/h]	43.2	62.0	61.7	62.9	64.8	64.8	59.6
Top Speed [km/h]	59.4	63.2	62.7	65.5	65.6	67.1	63.6
Avg. Dist. to Rail [m]	11.1	6.0	3.6	2.6	3.5	10.5	10.6
Avg. Stride Freq. [Hz]	2.2	2.5	2.4	2.5	2.5	2.5	2.5
Avg. Stride Length [m]	5.3	7.0	7.0	7.1	7.2	7.1	6.7



- [] Ranking at each section and finish
- .-.- No data available at this section
- NA No data available



Horse/Jockey Name	Field Of Myrtle
Final Rank	7
Fastest Section Time (Section)	0:08.09 (Overall)
Top Speed [km/h] (Section)	66.5 (1200m)
Race State	Finished



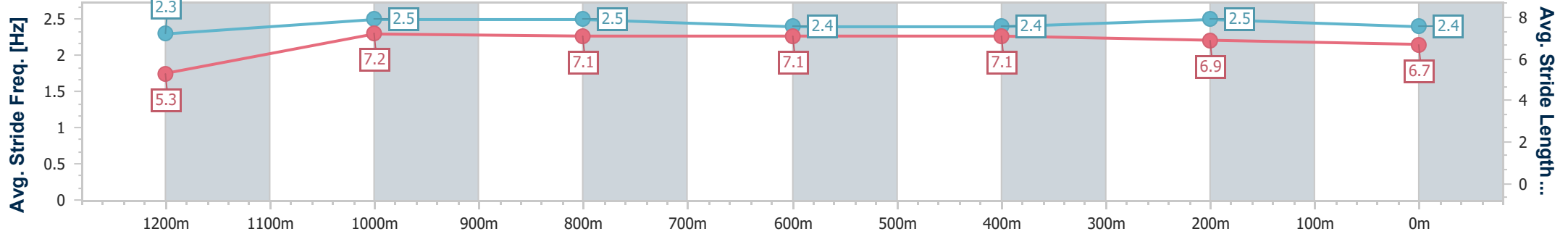
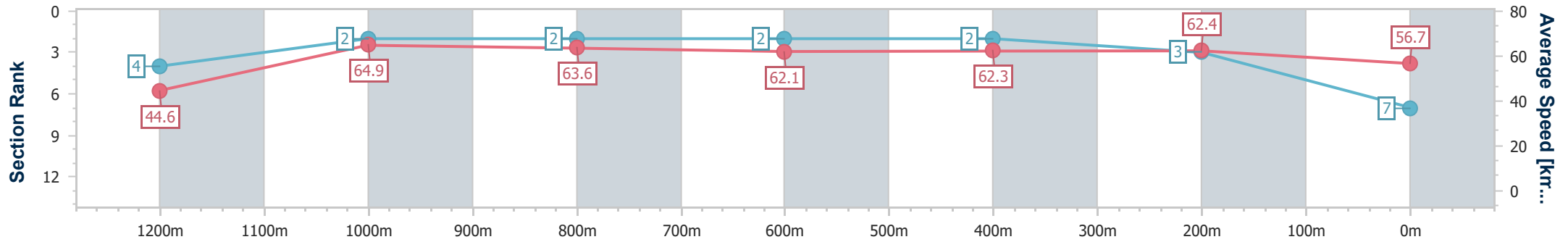
Sunshine Coast QLD Professional
 Race 4: MAGIC MILLIONS RISING STARS 3YO & 4YO Fillies & Mares Class 4 Plate - 1300m



04 January 2025 - 16:08

Track Rating: Soft 6, Weather: Fine, Rail Position: +6m Entire

Section	Overall	1200m	1000m	800m	600m	400m	200m
Section Times	1:18.28 [7] (0:08.09)	1:10.19 [4] (0:11.11)	0:59.08 [2] (0:11.39)	0:47.69 [2] (0:11.78)	0:35.91 [2] (0:11.68)	0:24.23 [2] (0:11.52)	0:12.71 [3] (0:12.71)
Average Speed [km/h]	44.6	64.9	63.6	62.1	62.3	62.4	56.7
Top Speed [km/h]	62.6	66.5	65.9	62.7	62.9	64.0	59.9
Avg. Dist. to Rail [m]	9.2	6.4	3.9	2.5	1.3	4.5	4.9
Avg. Stride Freq. [Hz]	2.3	2.5	2.5	2.4	2.4	2.5	2.4
Avg. Stride Length [m]	5.3	7.2	7.1	7.1	7.1	6.9	6.7



- [] Ranking at each section and finish
- .-.- No data available at this section
- NA No data available



Horse/Jockey Name	Gospel Girl
Final Rank	8
Fastest Section Time (Section)	0:08.09 (Overall)
Top Speed [km/h] (Section)	66.1 (1200m)
Race State	Finished



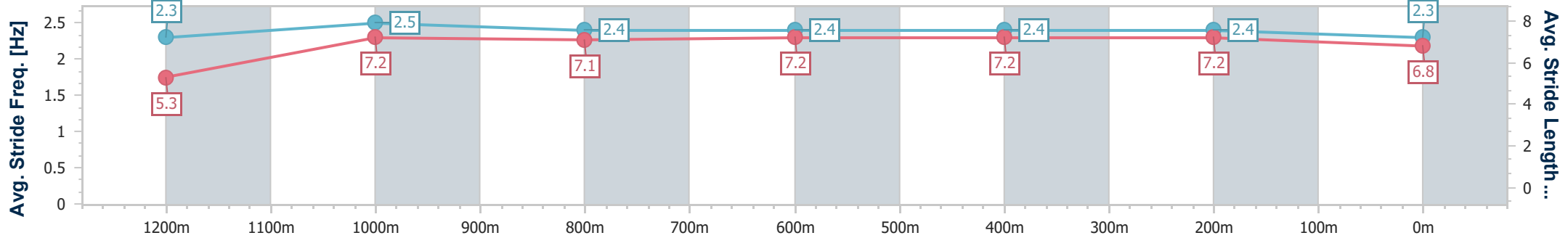
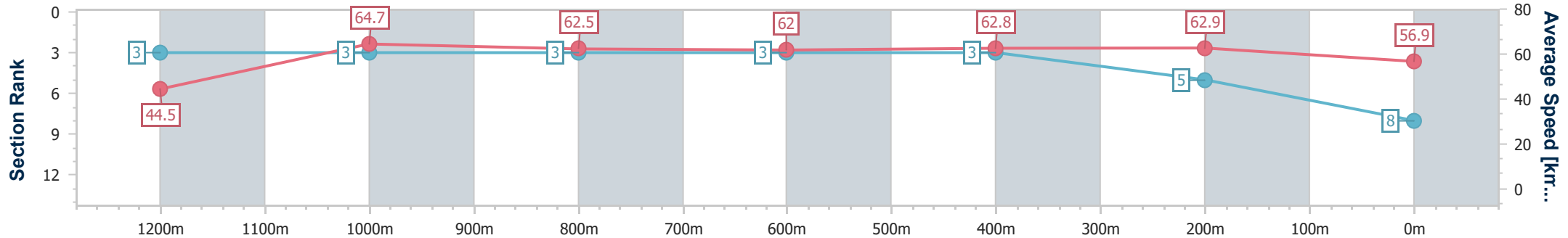
Sunshine Coast QLD Professional
 Race 4: MAGIC MILLIONS RISING STARS 3YO & 4YO Fillies & Mares Class 4 Plate - 1300m



04 January 2025 - 16:08

Track Rating: Soft 6, Weather: Fine, Rail Position: +6m Entire

Section	Overall	1200m	1000m	800m	600m	400m	200m
Section Times	1:18.34 [8] (0:08.09)	1:10.25 [3] (0:11.17)	0:59.08 [3] (0:11.57)	0:47.51 [3] (0:11.76)	0:35.75 [3] (0:11.64)	0:24.11 [3] (0:11.48)	0:12.63 [5] (0:12.63)
Average Speed [km/h]	44.5	64.7	62.5	62.0	62.8	62.9	56.9
Top Speed [km/h]	61.8	66.1	64.4	62.9	63.7	64.1	61.0
Avg. Dist. to Rail [m]	7.2	4.6	2.5	2.3	2.4	5.8	6.3
Avg. Stride Freq. [Hz]	2.3	2.5	2.4	2.4	2.4	2.4	2.3
Avg. Stride Length [m]	5.3	7.2	7.1	7.2	7.2	7.2	6.8



- [] Ranking at each section and finish
- .-.- No data available at this section
- NA No data available



Horse/Jockey Name	Freeland
Final Rank	9
Fastest Section Time (Section)	0:07.94 (Overall)
Top Speed [km/h] (Section)	64.3 (1200m)
Race State	Finished



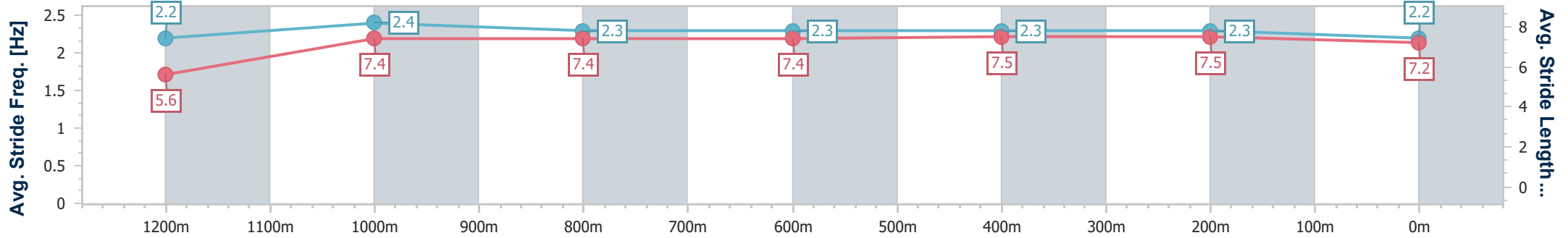
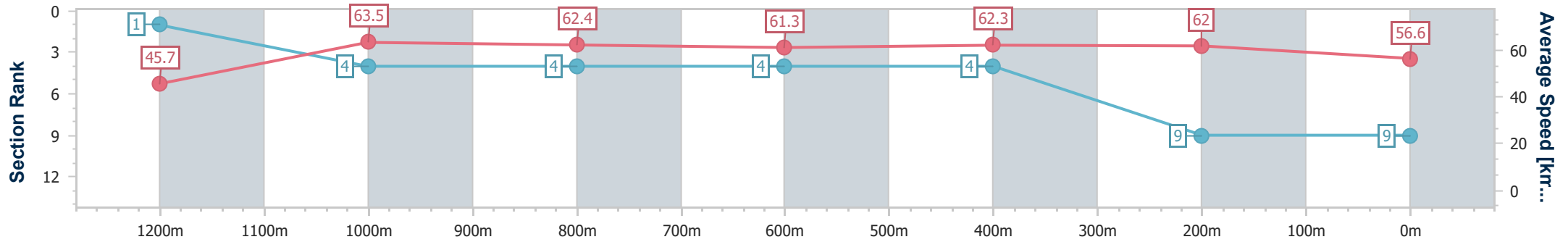
Sunshine Coast QLD Professional
 Race 4: MAGIC MILLIONS RISING STARS 3YO & 4YO Fillies & Mares Class 4 Plate - 1300m



04 January 2025 - 16:08

Track Rating: Soft 6, Weather: Fine, Rail Position: +6m Entire

Section	Overall	1200m	1000m	800m	600m	400m	200m
Section Times	1:18.65 [9] (0:07.94)	1:10.71 [1] (0:11.35)	0:59.36 [4] (0:11.61)	0:47.75 [4] (0:11.83)	0:35.92 [4] (0:11.57)	0:24.35 [4] (0:11.61)	0:12.74 [9] (0:12.74)
Average Speed [km/h]	45.7	63.5	62.4	61.3	62.3	62.0	56.6
Top Speed [km/h]	62.1	64.3	63.7	62.4	63.0	63.7	60.0
Avg. Dist. to Rail [m]	3.7	3.5	2.7	1.9	0.4	1.6	2.5
Avg. Stride Freq. [Hz]	2.2	2.4	2.3	2.3	2.3	2.3	2.2
Avg. Stride Length [m]	5.6	7.4	7.4	7.4	7.5	7.5	7.2



- [] Ranking at each section and finish
- .-.- No data available at this section
- NA No data available