



Sunshine Coast QLD Professional

Race 1: AQUIS GOLD NUGGET QTIS 2YO Colts and Geldings - 1100m

04 January 2025 - 14:05



Track Rating: Soft 7, Weather: Fine, Rail Position: +6m Entire

Section		Overall	1000m	800m	600m	400m	200m	Last 600m					
Field Times		1:05.08 (0:07.72)	0:57.36 (0:11.37)	0:45.99 (0:11.69)	0:34.30 (0:11.54)	0:22.76 (0:11.07)	0:11.69 (0:11.69)	0:34.30					
Rank	TAB Horse/Jockey	Barrier	Top Speed [km/h]	Fastest Section							Margin	Distance Travelled [m]	
1	6 QUIETLY ARROGANT Blake Shinn	6	67.7 400m	0:08.47 Overall	1:05.08 [1] (0:08.47)	0:56.61 [6] (0:11.38)	0:45.23 [6] (0:11.58)	0:33.65 [6] (0:11.30)	0:22.35 [5] (0:10.76)	0:11.59 [2] (0:11.59)	1:05.08	0:33.65	
2	2 TORQUE TO BE SURE Nash Rawiller	3	65.8 400m	0:07.90 Overall	1:05.29 [2] (0:07.90)	0:57.39 [2] (0:11.57)	0:45.82 [3] (0:11.64)	0:34.18 [3] (0:11.60)	0:22.58 [4] (0:11.04)	0:11.54 [5] (0:11.54)	1.19L	0:34.18	-5
3	5 EARN TO BURN Jake Bayliss	2	66.3 400m	0:07.72 Overall	1:05.37 [3] (0:07.72)	0:57.65 [1] (0:11.37)	0:46.28 [1] (0:11.69)	0:34.59 [1] (0:11.54)	0:23.05 [1] (0:11.07)	0:11.98 [1] (0:11.98)	1.67L	0:34.59	-3
4	8 NORTH POLE Angela Jones	5	67.1 400m	0:08.24 Overall	1:05.50 [4] (0:08.24)	0:57.26 [5] (0:11.33)	0:45.93 [4] (0:11.65)	0:34.28 [4] (0:11.42)	0:22.86 [3] (0:11.03)	0:11.83 [3] (0:11.83)	2.45L	0:34.28	+1
5	4 MIDNIGHT SPIRIT Tim Clark	1	67.3 400m	0:08.17 Overall	1:05.73 [5] (0:08.17)	0:57.56 [4] (0:11.43)	0:46.13 [5] (0:11.82)	0:34.31 [5] (0:11.53)	0:22.78 [6] (0:10.86)	0:11.92 [6] (0:11.92)	3.78L	0:34.31	-5
6	3 MISHANI EXTREME Georgina Cartwright	4	66.1 1000m	0:07.92 Overall	1:05.89 [6] (0:07.92)	0:57.97 [3] (0:11.27)	0:46.70 [2] (0:11.72)	0:34.98 [2] (0:11.62)	0:23.36 [2] (0:11.20)	0:12.16 [4] (0:12.16)	4.73L	0:34.98	-1

Scratched: Varejao (#7), Cool Archie (#1)

[] Ranking at each section and finish
 -:-:- No data available at this section
 NA No data available

SCN Saddle cloth number
 DNF Did not finish
 DNT Did not track



Horse/Jockey Name	Quietly Arrogant
Final Rank	1
Fastest Section Time (Section)	0:08.47 (Overall)
Top Speed [km/h] (Section)	67.7 (400m)
Race State	Finished



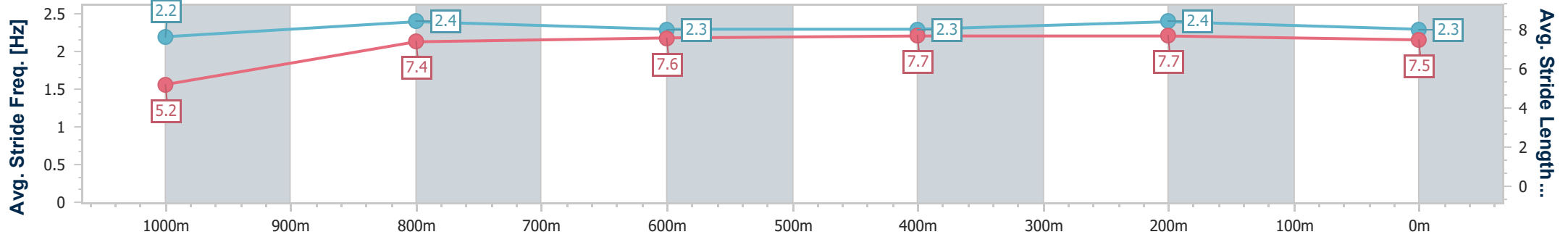
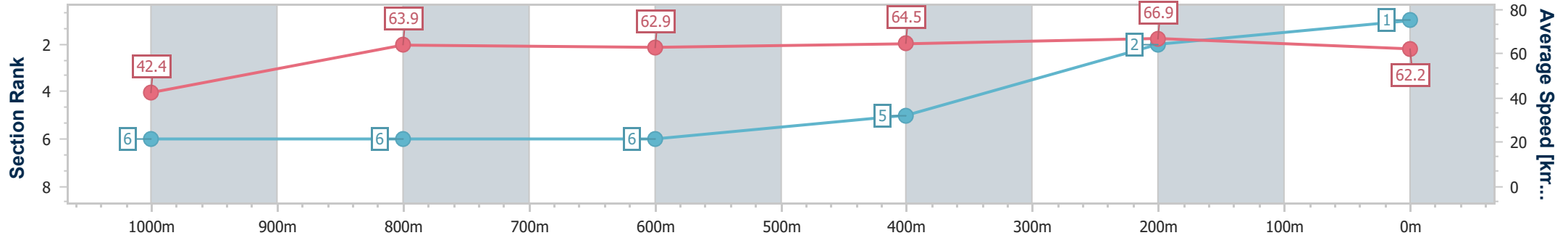
Sunshine Coast QLD Professional
Race 1: AQUIS GOLD NUGGET QTIS 2YO Colts and Geldings - 1100m



04 January 2025 - 14:05

Track Rating: Soft 7, Weather: Fine, Rail Position: +6m Entire

Section	Overall	1000m	800m	600m	400m	200m
Section Times	1:05.08 [1] (0:08.47)	0:56.61 [6] (0:11.38)	0:45.23 [6] (0:11.58)	0:33.65 [6] (0:11.30)	0:22.35 [5] (0:10.76)	0:11.59 [2] (0:11.59)
Average Speed [km/h]	42.4	63.9	62.9	64.5	66.9	62.2
Top Speed [km/h]	59.3	65.4	63.7	67.0	67.7	65.6
Avg. Dist. to Rail [m]	7.6	3.1	2.5	2.3	5.0	4.1
Avg. Stride Freq. [Hz]	2.2	2.4	2.3	2.3	2.4	2.3
Avg. Stride Length [m]	5.2	7.4	7.6	7.7	7.7	7.5



- [] Ranking at each section and finish
- .-.- No data available at this section
- NA No data available



Horse/Jockey Name	Torque To Be Sure
Final Rank	2
Fastest Section Time (Section)	0:07.90 (Overall)
Top Speed [km/h] (Section)	65.8 (400m)
Race State	Finished



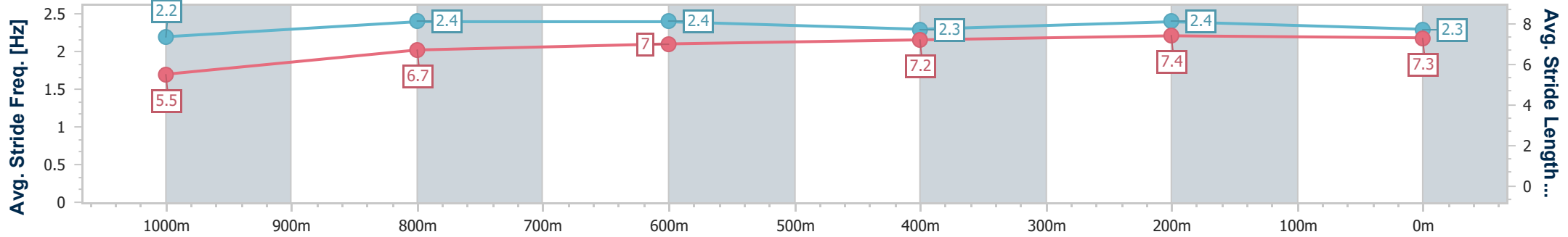
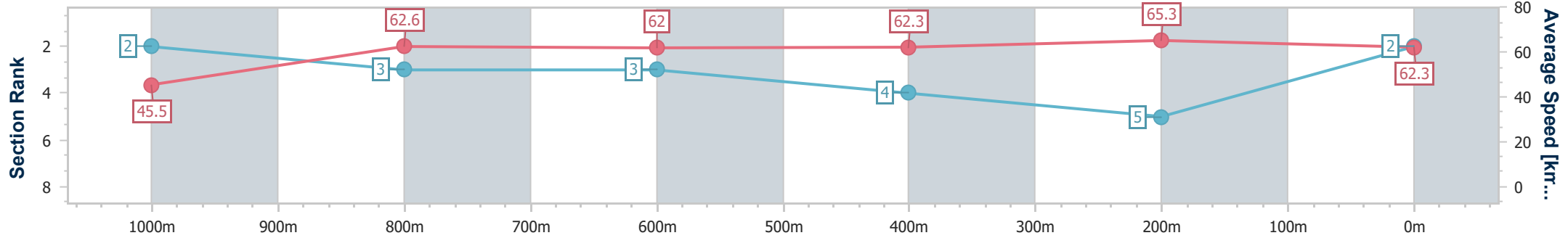
Sunshine Coast QLD Professional
Race 1: AQUIS GOLD NUGGET QTIS 2YO Colts and Geldings - 1100m



04 January 2025 - 14:05

Track Rating: Soft 7, Weather: Fine, Rail Position: +6m Entire

Section	Overall	1000m	800m	600m	400m	200m
Section Times	1:05.29 [2] (0:07.90)	0:57.39 [2] (0:11.57)	0:45.82 [3] (0:11.64)	0:34.18 [3] (0:11.60)	0:22.58 [4] (0:11.04)	0:11.54 [5] (0:11.54)
Average Speed [km/h]	45.5	62.6	62.0	62.3	65.3	62.3
Top Speed [km/h]	61.4	64.3	62.5	63.6	65.8	64.8
Avg. Dist. to Rail [m]	4.6	2.3	0.7	0.5	1.8	4.6
Avg. Stride Freq. [Hz]	2.2	2.4	2.4	2.3	2.4	2.3
Avg. Stride Length [m]	5.5	6.7	7.0	7.2	7.4	7.3



- [] Ranking at each section and finish
- .-.- No data available at this section
- NA No data available



Horse/Jockey Name	Earn To Burn
Final Rank	3
Fastest Section Time (Section)	0:07.72 (Overall)
Top Speed [km/h] (Section)	66.3 (400m)
Race State	Finished



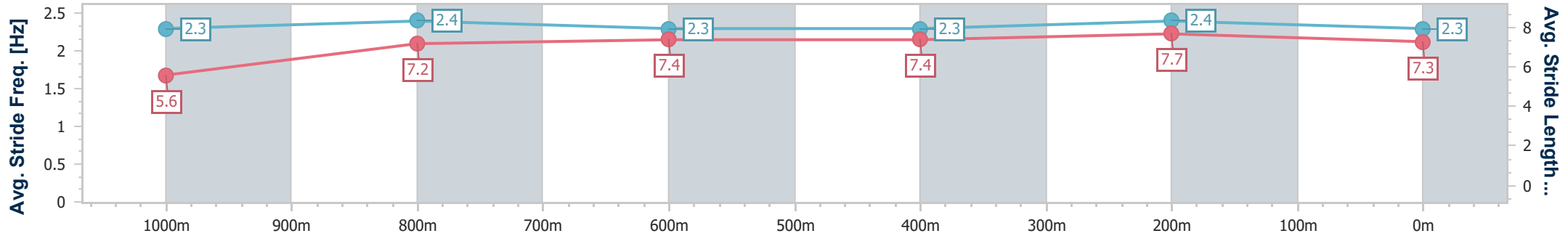
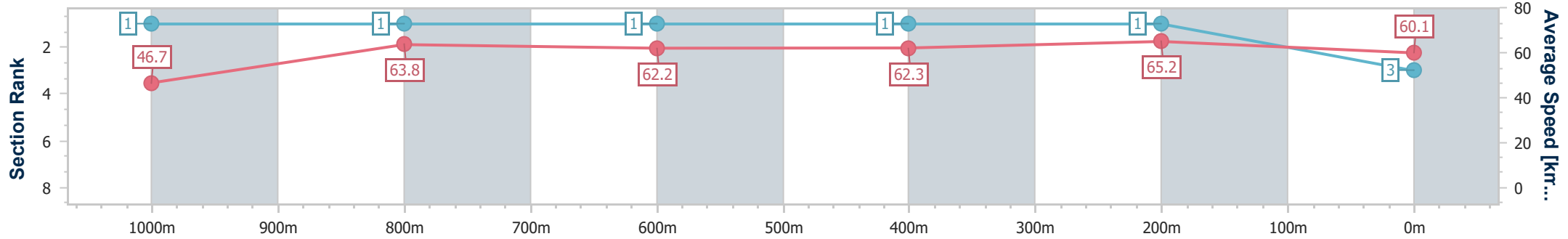
Sunshine Coast QLD Professional
Race 1: AQUIS GOLD NUGGET QTIS 2YO Colts and Geldings - 1100m



04 January 2025 - 14:05

Track Rating: Soft 7, Weather: Fine, Rail Position: +6m Entire

Section	Overall	1000m	800m	600m	400m	200m
Section Times	1:05.37 [3] (0:07.72)	0:57.65 [1] (0:11.37)	0:46.28 [1] (0:11.69)	0:34.59 [1] (0:11.54)	0:23.05 [1] (0:11.07)	0:11.98 [1] (0:11.98)
Average Speed [km/h]	46.7	63.8	62.2	62.3	65.2	60.1
Top Speed [km/h]	65.1	65.1	63.1	63.4	66.3	64.1
Avg. Dist. to Rail [m]	3.7	2.3	1.7	0.5	2.5	2.8
Avg. Stride Freq. [Hz]	2.3	2.4	2.3	2.3	2.4	2.3
Avg. Stride Length [m]	5.6	7.2	7.4	7.4	7.7	7.3



- [] Ranking at each section and finish
- .-.- No data available at this section
- NA No data available



Horse/Jockey Name	North Pole
Final Rank	4
Fastest Section Time (Section)	0:08.24 (Overall)
Top Speed [km/h] (Section)	67.1 (400m)
Race State	Finished



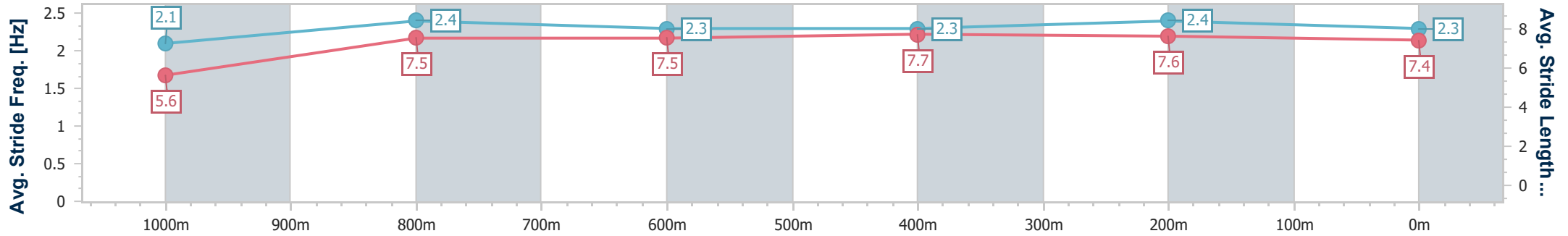
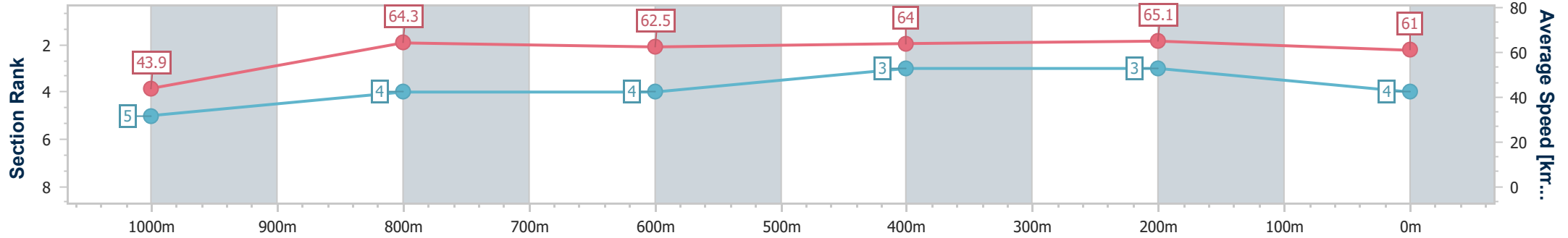
Sunshine Coast QLD Professional
Race 1: AQUIS GOLD NUGGET QTIS 2YO Colts and Geldings - 1100m



04 January 2025 - 14:05

Track Rating: Soft 7, Weather: Fine, Rail Position: +6m Entire

Section	Overall	1000m	800m	600m	400m	200m
Section Times	1:05.50 [4] (0:08.24)	0:57.26 [5] (0:11.33)	0:45.93 [4] (0:11.65)	0:34.28 [4] (0:11.42)	0:22.86 [3] (0:11.03)	0:11.83 [3] (0:11.83)
Average Speed [km/h]	43.9	64.3	62.5	64.0	65.1	61.0
Top Speed [km/h]	59.7	66.5	63.5	64.9	67.1	63.4
Avg. Dist. to Rail [m]	6.9	3.6	2.6	1.9	5.0	8.1
Avg. Stride Freq. [Hz]	2.1	2.4	2.3	2.3	2.4	2.3
Avg. Stride Length [m]	5.6	7.5	7.5	7.7	7.6	7.4



- [] Ranking at each section and finish
- .-.- No data available at this section
- NA No data available



Horse/Jockey Name	Midnight Spirit
Final Rank	5
Fastest Section Time (Section)	0:08.17 (Overall)
Top Speed [km/h] (Section)	67.3 (400m)
Race State	Finished



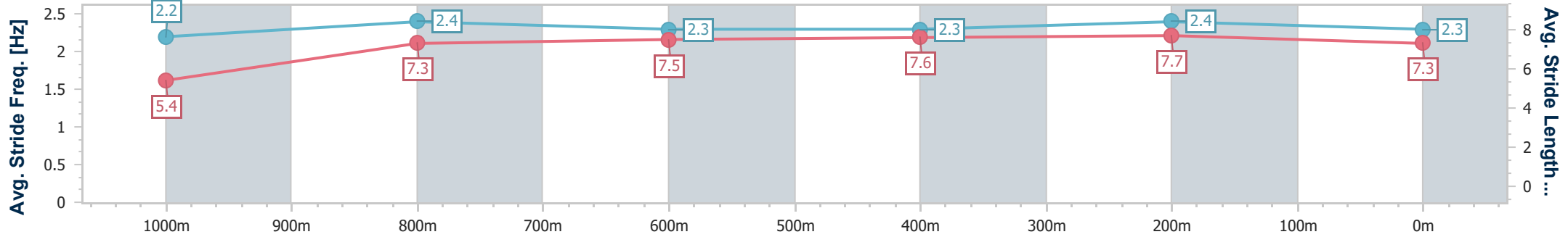
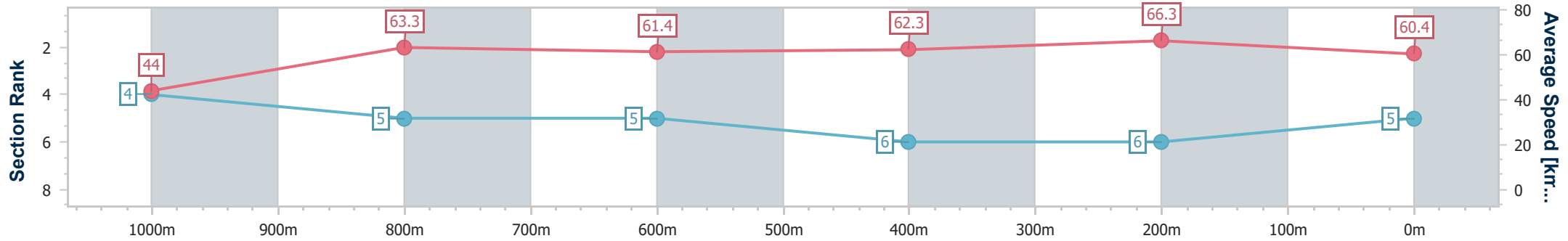
Sunshine Coast QLD Professional
Race 1: AQUIS GOLD NUGGET QTIS 2YO Colts and Geldings - 1100m



04 January 2025 - 14:05

Track Rating: Soft 7, Weather: Fine, Rail Position: +6m Entire

Section	Overall	1000m	800m	600m	400m	200m
Section Times	1:05.73 [5] (0:08.17)	0:57.56 [4] (0:11.43)	0:46.13 [5] (0:11.82)	0:34.31 [5] (0:11.53)	0:22.78 [6] (0:10.86)	0:11.92 [6] (0:11.92)
Average Speed [km/h]	44.0	63.3	61.4	62.3	66.3	60.4
Top Speed [km/h]	63.6	64.9	63.4	64.5	67.3	65.0
Avg. Dist. to Rail [m]	2.4	2.2	1.0	0.8	3.0	7.1
Avg. Stride Freq. [Hz]	2.2	2.4	2.3	2.3	2.4	2.3
Avg. Stride Length [m]	5.4	7.3	7.5	7.6	7.7	7.3



- [] Ranking at each section and finish
- .-.- No data available at this section
- NA No data available



Horse/Jockey Name	Mishani Extreme
Final Rank	6
Fastest Section Time (Section)	0:07.92 (Overall)
Top Speed [km/h] (Section)	66.1 (1000m)
Race State	Finished



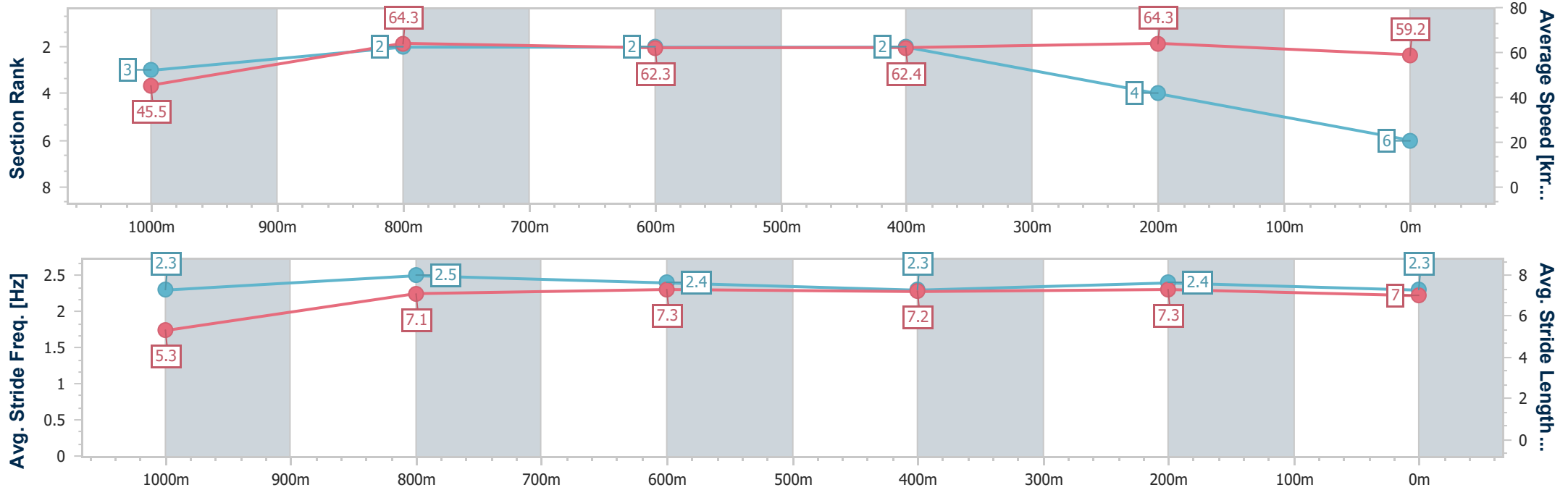
Sunshine Coast QLD Professional
Race 1: AQUIS GOLD NUGGET QTIS 2YO Colts and Geldings - 1100m



04 January 2025 - 14:05

Track Rating: Soft 7, Weather: Fine, Rail Position: +6m Entire

Section	Overall	1000m	800m	600m	400m	200m
Section Times	1:05.89 [6] (0:07.92)	0:57.97 [3] (0:11.27)	0:46.70 [2] (0:11.72)	0:34.98 [2] (0:11.62)	0:23.36 [2] (0:11.20)	0:12.16 [4] (0:12.16)
Average Speed [km/h]	45.5	64.3	62.3	62.4	64.3	59.2
Top Speed [km/h]	62.1	66.1	62.9	64.0	65.8	63.0
Avg. Dist. to Rail [m]	5.7	3.6	2.3	1.4	2.7	5.0
Avg. Stride Freq. [Hz]	2.3	2.5	2.4	2.3	2.4	2.3
Avg. Stride Length [m]	5.3	7.1	7.3	7.2	7.3	7.0



- [] Ranking at each section and finish
- .-.- No data available at this section
- NA No data available



Sunshine Coast QLD Professional

Race 2: AQUIS GOLD PEARL QTIS 2YO Fillies - 1100m

04 January 2025 - 14:46



Track Rating: Soft 7, Weather: Fine, Rail Position: +6m Entire

Section		Overall										Last 600m		
Field Times		1:04.45										0:35.26		
		(0:07.14)										(0:11.66)		
		1000m										200m		
		0:57.31										0:12.27		
		(0:10.96)										(0:12.27)		
		800m												
		0:46.35												
		(0:11.09)												
		600m												
		0:35.26												
		(0:11.33)												
		400m												
		0:23.93												
		(0:11.66)												
		200m												
		0:12.27												
		(0:12.27)												
Section	Field Times	Overall	1000m	800m	600m	400m	200m	Last 600m						
Rank	TAB	Horse/Jockey	Barrier	Top Speed [km/h]	Fastest Section	Margin	Distance Travelled [m]							
1	1	LA BELLA BOOM	5	66.4	0:07.87	1:04.45 [1]	0:56.58 [7]	0:45.11 [6]	0:34.08 [5]	0:22.97 [4]	0:11.96 [2]	1:04.45	0:34.08	
		Craig Williams		400m	Overall	(0:07.87)	(0:11.47)	(0:11.03)	(0:11.11)	(0:11.01)	(0:11.96)			
2	5	FORGOTTEN SPIRIT	9	66.9	0:07.73	1:04.86 [2]	0:57.13 [5]	0:45.65 [5]	0:34.46 [6]	0:23.26 [6]	0:12.06 [5]	2.45L	0:34.46	+7
		Tim Clark		800m	Overall	(0:07.73)	(0:11.48)	(0:11.19)	(0:11.20)	(0:11.20)	(0:12.06)			
3	3	DON'TDOUBTHELADY	1	66.3	0:07.54	1:04.88 [3]	0:57.34 [4]	0:46.02 [4]	0:34.90 [3]	0:23.61 [3]	0:12.21 [3]	2.57L	0:34.90	+1
		Justin Stanley		800m	Overall	(0:07.54)	(0:11.32)	(0:11.12)	(0:11.29)	(0:11.40)	(0:12.21)			
4	6	ROYAL CHIC	10	66.9	0:07.82	1:05.05 [4]	0:57.23 [6]	0:45.58 [9]	0:34.37 [9]	0:23.21 [8]	0:12.05 [6]	3.55L	0:34.37	+12
		Chad Schofield		800m	Overall	(0:07.82)	(0:11.65)	(0:11.21)	(0:11.16)	(0:11.16)	(0:12.05)			
5	4	RAINBOW GLOW	3	67.0	0:07.14	1:05.18 [5]	0:58.04 [1]	0:47.08 [1]	0:35.99 [1]	0:24.66 [1]	0:13.00 [1]	4.3L	0:35.99	+3
		Jason Collett		800m	Overall	(0:07.14)	(0:10.96)	(0:11.09)	(0:11.33)	(0:11.66)	(0:13.00)			
6	7	VOODOO LASS	4	65.8	0:07.42	1:05.48 [6]	0:58.06 [2]	0:46.88 [2]	0:35.74 [2]	0:24.46 [2]	0:12.70 [4]	6.1L	0:35.74	+0
		Martin Harley		800m	Overall	(0:07.42)	(0:11.18)	(0:11.14)	(0:11.28)	(0:11.76)	(0:12.70)			
7	2	ZOUCLAIRE	6	66.5	0:07.90	1:05.59 [7]	0:57.69 [8]	0:46.19 [7]	0:35.06 [7]	0:23.91 [7]	0:12.39 [7]	6.73L	0:35.06	+4
		Blake Shinn		800m	Overall	(0:07.90)	(0:11.50)	(0:11.13)	(0:11.15)	(0:11.52)	(0:12.39)			
8	13	DIVINE SECRETS	11	68.0	0:08.00	1:05.86 [8]	0:57.86 [9]	0:45.93 [12]	0:34.83 [11]	0:23.84 [9]	0:12.44 [8]	8.33L	0:34.83	+9
		Robbie Dolan		600m	Overall	(0:08.00)	(0:11.93)	(0:11.10)	(0:10.99)	(0:11.40)	(0:12.44)			
9	10	MISHANI MOET	8	66.8	0:08.05	1:06.20 [9]	0:58.15 [10]	0:46.49 [10]	0:35.24 [10]	0:24.17 [10]	0:12.62 [9]	10.3L	0:35.24	+8
		Georgina Cartwright		600m	Overall	(0:08.05)	(0:11.66)	(0:11.25)	(0:11.07)	(0:11.55)	(0:12.62)			
10	9	MISHANI PEARL	12	66.5	0:08.18	1:06.86 [10]	0:58.68 [11]	0:46.94 [11]	0:35.71 [12]	0:24.68 [12]	0:12.87 [11]	14.2L	0:35.71	+2
		Bailey Wheeler		600m	Overall	(0:08.18)	(0:11.74)	(0:11.23)	(0:11.03)	(0:11.81)	(0:12.87)			

Scratched: Wollzeile (#8), Get Ready Lass (#14), Koolatah Queen (#15), Midwest Princess (#16)

[] Ranking at each section and finish
 -:-:- No data available at this section
 NA No data available

SCN Saddle cloth number
 DNF Did not finish
 DNT Did not track



Sunshine Coast QLD Professional
Race 2: AQUIS GOLD PEARL QTIS 2YO Fillies - 1100m
04 January 2025 - 14:46



Track Rating: Soft 7, Weather: Fine, Rail Position: +6m Entire

Section		Overall	1000m	800m	600m	400m	200m	Last 600m					
Field Times		1:04.45 (0:07.14)	0:57.31 (0:10.96)	0:46.35 (0:11.09)	0:35.26 (0:11.33)	0:23.93 (0:11.66)	0:12.27 (0:12.27)	0:35.26					
Rank	TAB Horse/Jockey	Barrier	Top Speed [km/h]	Fastest Section	Margin							Distance Travelled [m]	
11	12 INSAIN LADY Luke Tarrant	7	66.0 1000m	0:08.23 Overall	1:07.10 [11] (0:08.23)	0:58.87 [12] (0:11.24)	0:47.63 [8] (0:11.16)	0:36.47 [8] (0:11.45)	0:25.02 [11] (0:11.92)	0:13.10 [12] (0:13.10)	15.59L	0:36.47	+3
12	11 DECEITFUL MISS Tyler Schiller	2	65.9 1000m	0:07.51 Overall	1:08.03 [12] (0:07.51)	1:00.52 [3] (0:11.33)	0:49.19 [3] (0:11.27)	0:37.92 [4] (0:11.47)	0:26.45 [5] (0:12.16)	0:14.29 [10] (0:14.29)	21.1L	0:37.92	+7

Scratched: Wollzeile (#8), Get Ready Lass (#14), Koolatah Queen (#15), Midwest Princess (#16)

[] Ranking at each section and finish
 -:-:- No data available at this section
 NA No data available

SCN Saddle cloth number
 DNF Did not finish
 DNT Did not track



Horse/Jockey Name	La Bella Boom
Final Rank	1
Fastest Section Time (Section)	0:07.87 (Overall)
Top Speed [km/h] (Section)	66.4 (400m)
Race State	Finished



Sunshine Coast QLD Professional

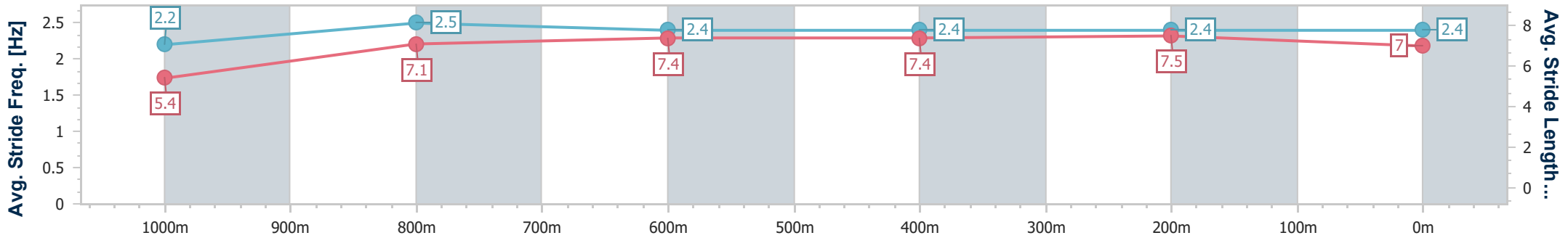
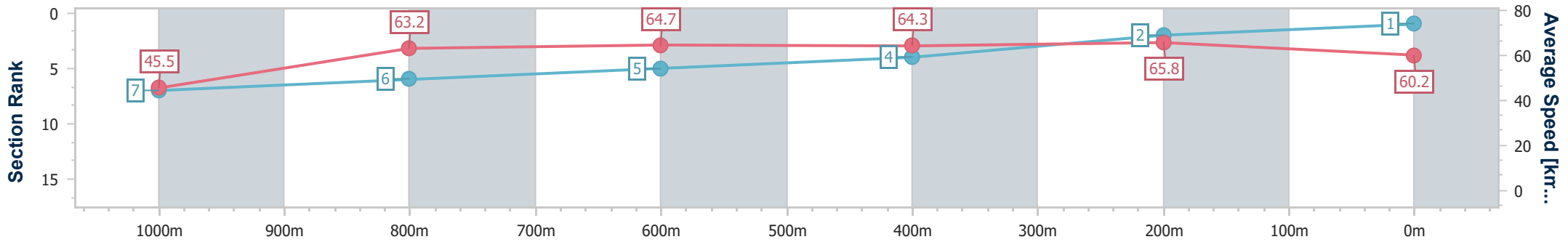
Race 2: AQUIS GOLD PEARL QTIS 2YO Fillies - 1100m



04 January 2025 - 14:46

Track Rating: Soft 7, Weather: Fine, Rail Position: +6m Entire

Section	Overall	1000m	800m	600m	400m	200m
Section Times	1:04.45 [1] (0:07.87)	0:56.58 [7] (0:11.47)	0:45.11 [6] (0:11.03)	0:34.08 [5] (0:11.11)	0:22.97 [4] (0:11.01)	0:11.96 [2] (0:11.96)
Average Speed [km/h]	45.5	63.2	64.7	64.3	65.8	60.2
Top Speed [km/h]	60.6	64.3	66.4	65.2	66.4	63.8
Avg. Dist. to Rail [m]	6.9	2.2	1.1	1.2	3.5	1.6
Avg. Stride Freq. [Hz]	2.2	2.5	2.4	2.4	2.4	2.4
Avg. Stride Length [m]	5.4	7.1	7.4	7.4	7.5	7.0



- [] Ranking at each section and finish
- .-.- No data available at this section
- NA No data available



Horse/Jockey Name	Forgotten Spirit
Final Rank	2
Fastest Section Time (Section)	0:07.73 (Overall)
Top Speed [km/h] (Section)	66.9 (800m)
Race State	Finished



Sunshine Coast QLD Professional

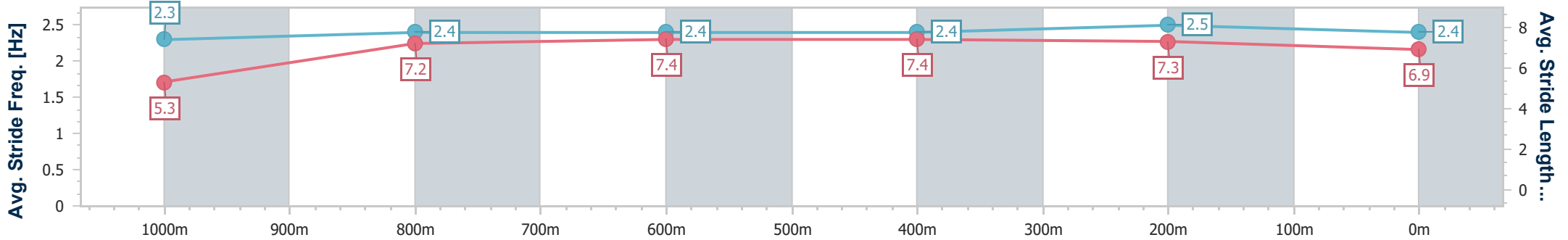
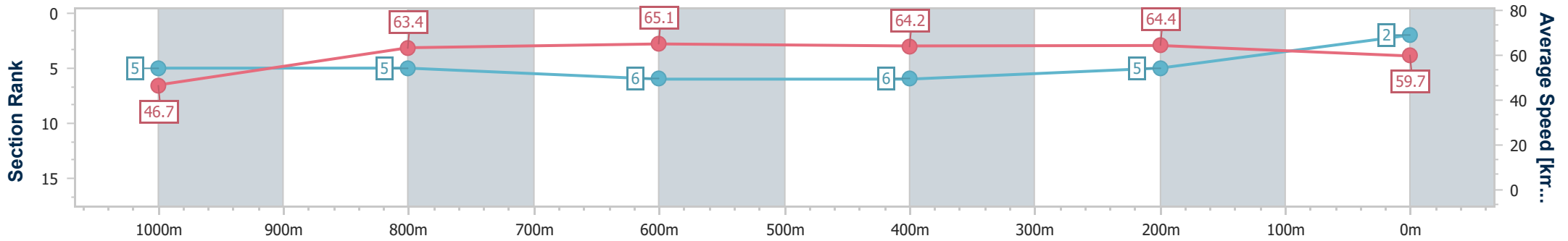
Race 2: AQUIS GOLD PEARL QTIS 2YO Fillies - 1100m



04 January 2025 - 14:46

Track Rating: Soft 7, Weather: Fine, Rail Position: +6m Entire

Section	Overall	1000m	800m	600m	400m	200m
Section Times	1:04.86 [2] (0:07.73)	0:57.13 [5] (0:11.48)	0:45.65 [5] (0:11.19)	0:34.46 [6] (0:11.20)	0:23.26 [6] (0:11.20)	0:12.06 [5] (0:12.06)
Average Speed [km/h]	46.7	63.4	65.1	64.2	64.4	59.7
Top Speed [km/h]	60.7	64.5	66.9	66.5	65.4	62.8
Avg. Dist. to Rail [m]	11.2	5.6	1.6	1.1	5.3	2.9
Avg. Stride Freq. [Hz]	2.3	2.4	2.4	2.4	2.5	2.4
Avg. Stride Length [m]	5.3	7.2	7.4	7.4	7.3	6.9



- [] Ranking at each section and finish
- .-.- No data available at this section
- NA No data available



Horse/Jockey Name	Don'tdoubthelady
Final Rank	3
Fastest Section Time (Section)	0:07.54 (Overall)
Top Speed [km/h] (Section)	66.3 (800m)
Race State	Finished



Sunshine Coast QLD Professional

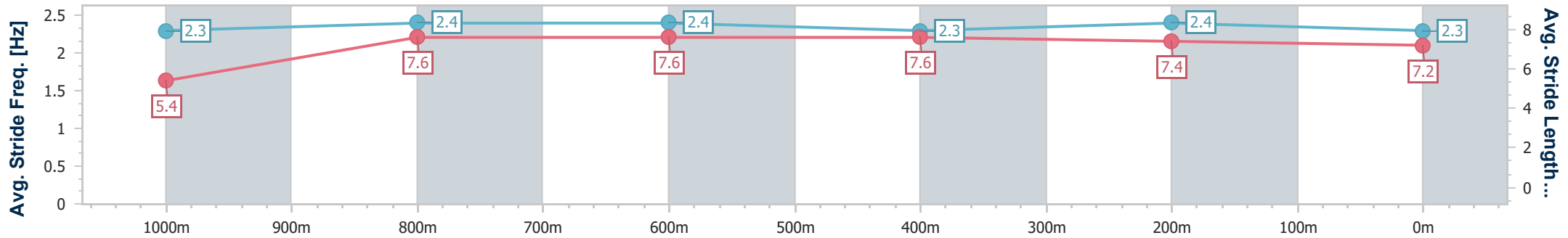
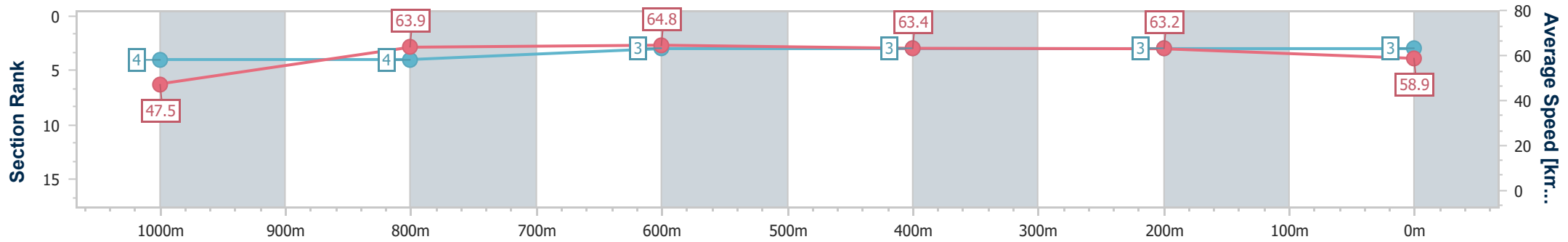
Race 2: AQUIS GOLD PEARL QTIS 2YO Fillies - 1100m



04 January 2025 - 14:46

Track Rating: Soft 7, Weather: Fine, Rail Position: +6m Entire

Section	Overall	1000m	800m	600m	400m	200m
Section Times	1:04.88 [3] (0:07.54)	0:57.34 [4] (0:11.32)	0:46.02 [4] (0:11.12)	0:34.90 [3] (0:11.29)	0:23.61 [3] (0:11.40)	0:12.21 [3] (0:12.21)
Average Speed [km/h]	47.5	63.9	64.8	63.4	63.2	58.9
Top Speed [km/h]	61.3	65.2	66.3	65.1	63.8	62.1
Avg. Dist. to Rail [m]	2.5	1.4	0.3	0.7	2.3	1.5
Avg. Stride Freq. [Hz]	2.3	2.4	2.4	2.3	2.4	2.3
Avg. Stride Length [m]	5.4	7.6	7.6	7.6	7.4	7.2



- [] Ranking at each section and finish
- .-.- No data available at this section
- NA No data available



Horse/Jockey Name	Royal Chic
Final Rank	4
Fastest Section Time (Section)	0:07.82 (Overall)
Top Speed [km/h] (Section)	66.9 (800m)
Race State	Finished



Sunshine Coast QLD Professional

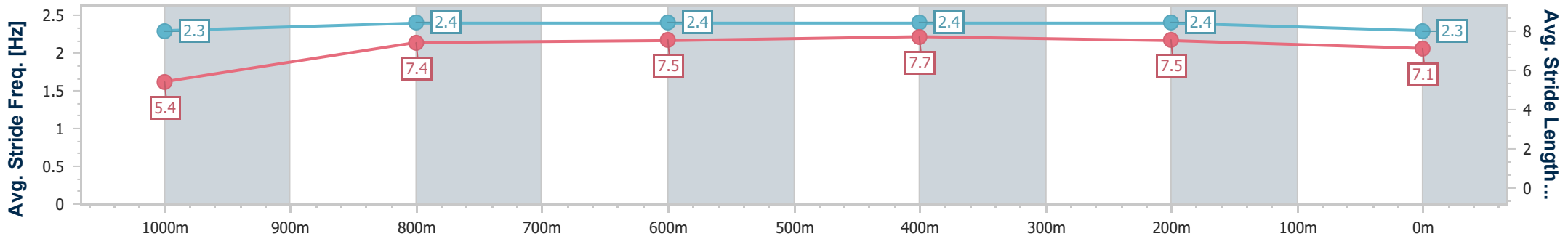
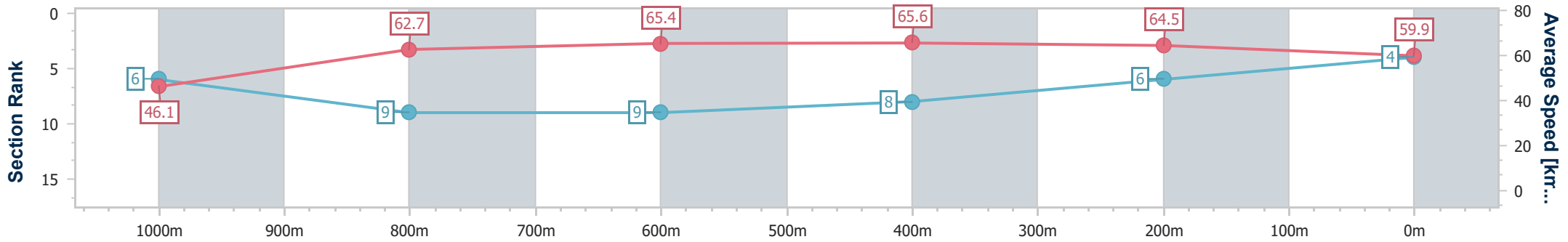
Race 2: AQUIS GOLD PEARL QTIS 2YO Fillies - 1100m



04 January 2025 - 14:46

Track Rating: Soft 7, Weather: Fine, Rail Position: +6m Entire

Section	Overall	1000m	800m	600m	400m	200m
Section Times	1:05.05 [4] (0:07.82)	0:57.23 [6] (0:11.65)	0:45.58 [9] (0:11.21)	0:34.37 [9] (0:11.16)	0:23.21 [8] (0:11.16)	0:12.05 [6] (0:12.05)
Average Speed [km/h]	46.1	62.7	65.4	65.6	64.5	59.9
Top Speed [km/h]	58.5	65.2	66.9	66.6	66.4	62.8
Avg. Dist. to Rail [m]	11.4	5.6	3.2	2.8	8.2	6.5
Avg. Stride Freq. [Hz]	2.3	2.4	2.4	2.4	2.4	2.3
Avg. Stride Length [m]	5.4	7.4	7.5	7.7	7.5	7.1



- [] Ranking at each section and finish
- .-.- No data available at this section
- NA No data available



Horse/Jockey Name	Rainbow Glow
Final Rank	5
Fastest Section Time (Section)	0:07.14 (Overall)
Top Speed [km/h] (Section)	67.0 (800m)
Race State	Finished



Sunshine Coast QLD Professional

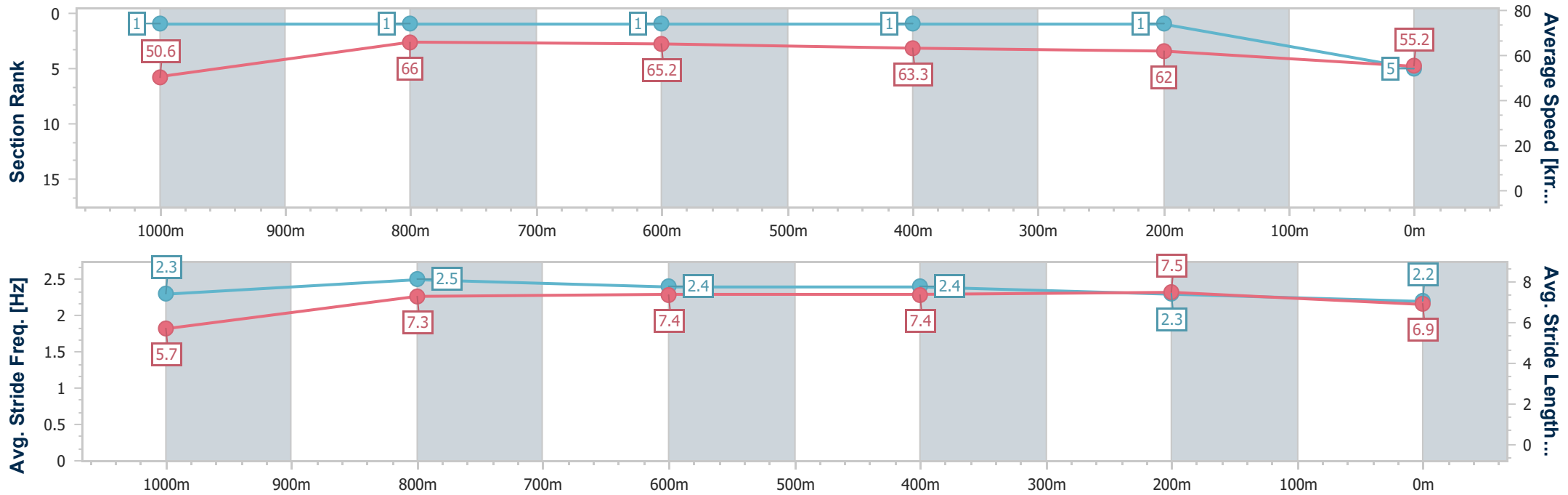
Race 2: AQUIS GOLD PEARL QTIS 2YO Fillies - 1100m



04 January 2025 - 14:46

Track Rating: Soft 7, Weather: Fine, Rail Position: +6m Entire

Section	Overall	1000m	800m	600m	400m	200m
Section Times	1:05.18 [5] (0:07.14)	0:58.04 [1] (0:10.96)	0:47.08 [1] (0:11.09)	0:35.99 [1] (0:11.33)	0:24.66 [1] (0:11.66)	0:13.00 [1] (0:13.00)
Average Speed [km/h]	50.6	66.0	65.2	63.3	62.0	55.2
Top Speed [km/h]	64.9	66.9	67.0	64.2	63.3	59.6
Avg. Dist. to Rail [m]	4.2	2.4	1.0	0.7	0.2	0.2
Avg. Stride Freq. [Hz]	2.3	2.5	2.4	2.4	2.3	2.2
Avg. Stride Length [m]	5.7	7.3	7.4	7.4	7.5	6.9



- [] Ranking at each section and finish
- .-.- No data available at this section
- NA No data available



Horse/Jockey Name	Voodoo Lass
Final Rank	6
Fastest Section Time (Section)	0:07.42 (Overall)
Top Speed [km/h] (Section)	65.8 (800m)
Race State	Finished



Sunshine Coast QLD Professional

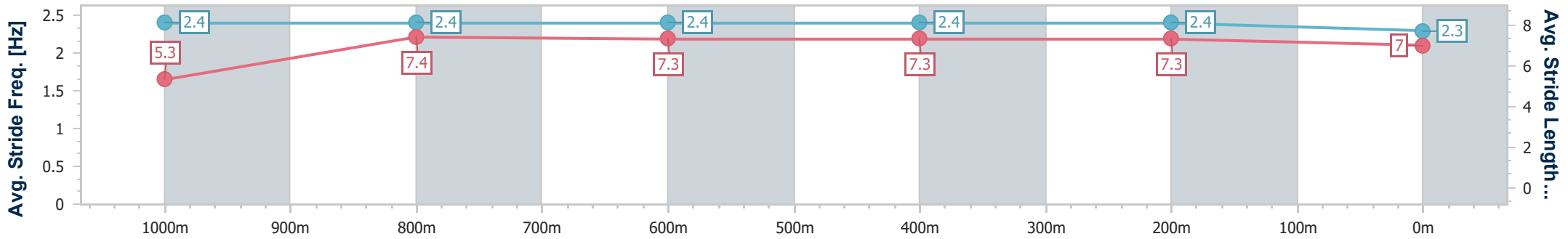
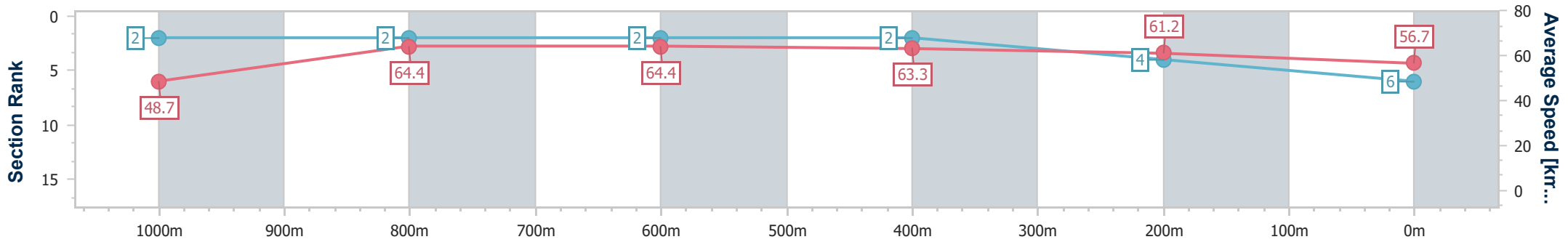
Race 2: AQUIS GOLD PEARL QTIS 2YO Fillies - 1100m



04 January 2025 - 14:46

Track Rating: Soft 7, Weather: Fine, Rail Position: +6m Entire

Section	Overall	1000m	800m	600m	400m	200m
Section Times	1:05.48 [6] (0:07.42)	0:58.06 [2] (0:11.18)	0:46.88 [2] (0:11.14)	0:35.74 [2] (0:11.28)	0:24.46 [2] (0:11.76)	0:12.70 [4] (0:12.70)
Average Speed [km/h]	48.7	64.4	64.4	63.3	61.2	56.7
Top Speed [km/h]	62.8	65.2	65.8	65.4	62.6	59.9
Avg. Dist. to Rail [m]	6.1	2.0	0.7	1.5	0.7	1.3
Avg. Stride Freq. [Hz]	2.4	2.4	2.4	2.4	2.4	2.3
Avg. Stride Length [m]	5.3	7.4	7.3	7.3	7.3	7.0



- [] Ranking at each section and finish
- .-.- No data available at this section
- NA No data available



Horse/Jockey Name	Zouclaire
Final Rank	7
Fastest Section Time (Section)	0:07.90 (Overall)
Top Speed [km/h] (Section)	66.5 (800m)
Race State	Finished



Sunshine Coast QLD Professional

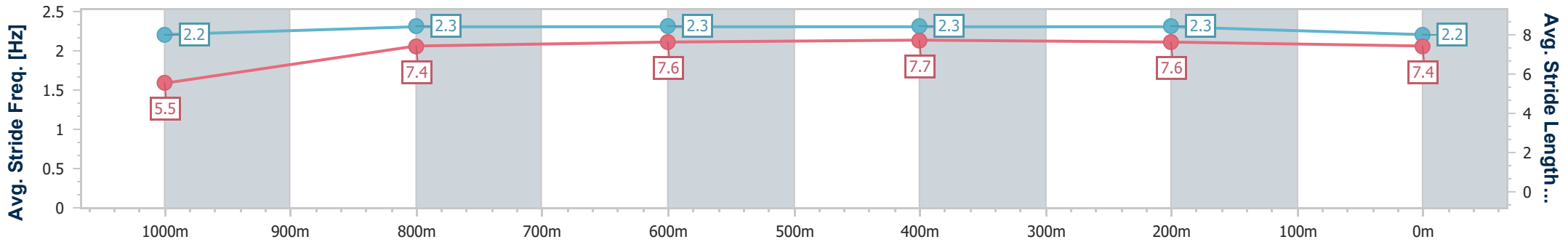
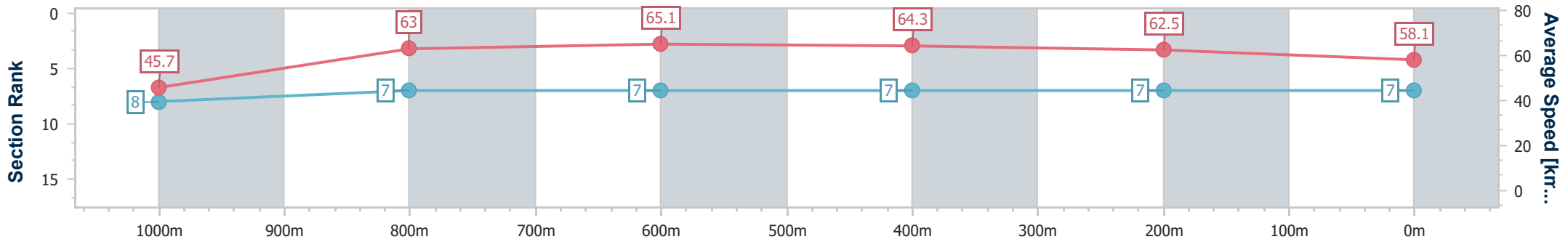
Race 2: AQUIS GOLD PEARL QTIS 2YO Fillies - 1100m



04 January 2025 - 14:46

Track Rating: Soft 7, Weather: Fine, Rail Position: +6m Entire

Section	Overall	1000m	800m	600m	400m	200m
Section Times	1:05.59 [7] (0:07.90)	0:57.69 [8] (0:11.50)	0:46.19 [7] (0:11.13)	0:35.06 [7] (0:11.15)	0:23.91 [7] (0:11.52)	0:12.39 [7] (0:12.39)
Average Speed [km/h]	45.7	63.0	65.1	64.3	62.5	58.1
Top Speed [km/h]	59.6	64.5	66.5	65.4	63.2	60.5
Avg. Dist. to Rail [m]	8.8	4.1	0.9	0.8	2.8	3.1
Avg. Stride Freq. [Hz]	2.2	2.3	2.3	2.3	2.3	2.2
Avg. Stride Length [m]	5.5	7.4	7.6	7.7	7.6	7.4



- [] Ranking at each section and finish
- .-.- No data available at this section
- NA No data available



Horse/Jockey Name	Divine Secrets
Final Rank	8
Fastest Section Time (Section)	0:08.00 (Overall)
Top Speed [km/h] (Section)	68.0 (600m)
Race State	Finished



Sunshine Coast QLD Professional

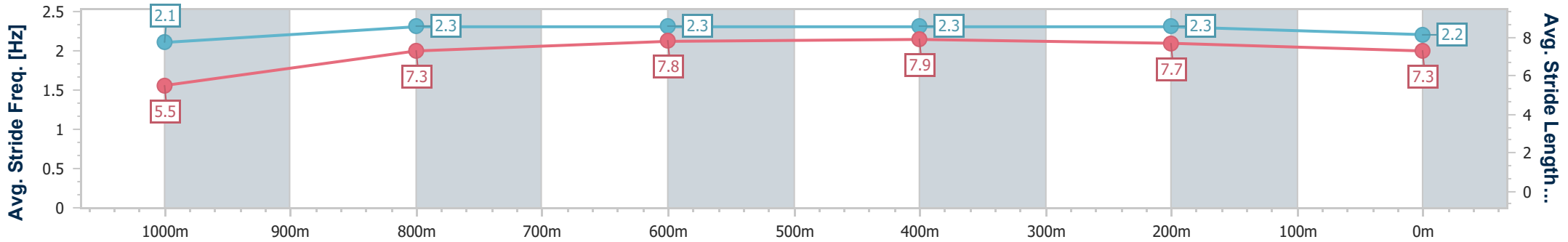
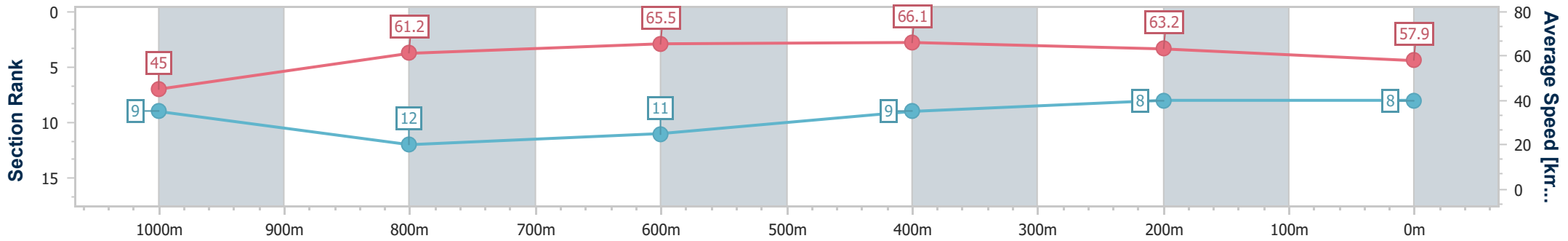
Race 2: AQUIS GOLD PEARL QTIS 2YO Fillies - 1100m



04 January 2025 - 14:46

Track Rating: Soft 7, Weather: Fine, Rail Position: +6m Entire

Section	Overall	1000m	800m	600m	400m	200m
Section Times	1:05.86 [8] (0:08.00)	0:57.86 [9] (0:11.93)	0:45.93 [12] (0:11.10)	0:34.83 [11] (0:10.99)	0:23.84 [9] (0:11.40)	0:12.44 [8] (0:12.44)
Average Speed [km/h]	45.0	61.2	65.5	66.1	63.2	57.9
Top Speed [km/h]	57.7	64.2	68.0	68.0	65.7	60.2
Avg. Dist. to Rail [m]	12.0	5.3	2.0	1.6	2.7	3.1
Avg. Stride Freq. [Hz]	2.1	2.3	2.3	2.3	2.3	2.2
Avg. Stride Length [m]	5.5	7.3	7.8	7.9	7.7	7.3



- [] Ranking at each section and finish
- .-.- No data available at this section
- NA No data available



Horse/Jockey Name	Mishani Moet
Final Rank	9
Fastest Section Time (Section)	0:08.05 (Overall)
Top Speed [km/h] (Section)	66.8 (600m)
Race State	Finished



Sunshine Coast QLD Professional

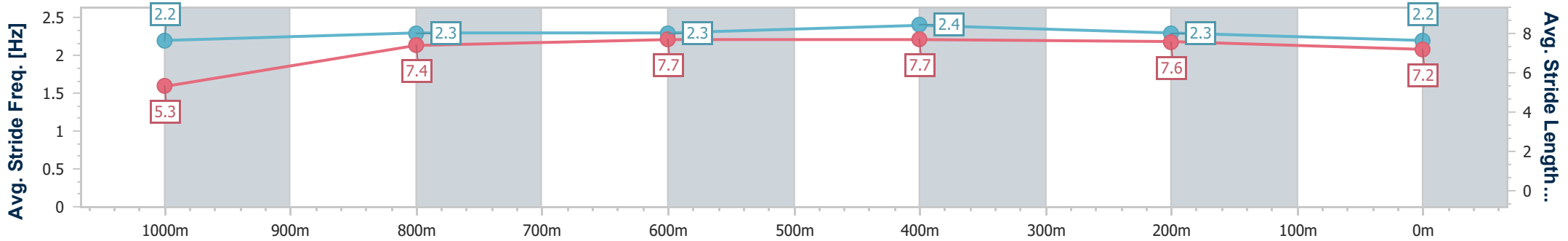
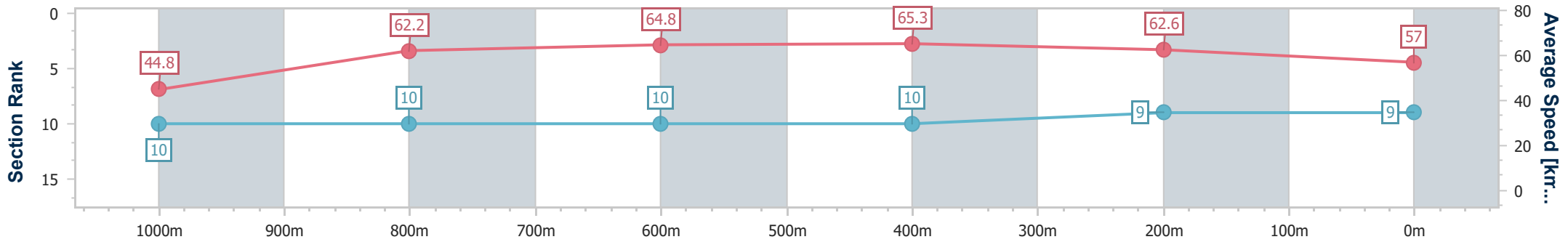
Race 2: AQUIS GOLD PEARL QTIS 2YO Fillies - 1100m



04 January 2025 - 14:46

Track Rating: Soft 7, Weather: Fine, Rail Position: +6m Entire

Section	Overall	1000m	800m	600m	400m	200m
Section Times	1:06.20 [9] (0:08.05)	0:58.15 [10] (0:11.66)	0:46.49 [10] (0:11.25)	0:35.24 [10] (0:11.07)	0:24.17 [10] (0:11.55)	0:12.62 [9] (0:12.62)
Average Speed [km/h]	44.8	62.2	64.8	65.3	62.6	57.0
Top Speed [km/h]	59.6	64.0	66.1	66.8	65.1	59.7
Avg. Dist. to Rail [m]	9.7	4.6	1.9	1.1	1.9	2.1
Avg. Stride Freq. [Hz]	2.2	2.3	2.3	2.4	2.3	2.2
Avg. Stride Length [m]	5.3	7.4	7.7	7.7	7.6	7.2



- [] Ranking at each section and finish
- .-.- No data available at this section
- NA No data available



Horse/Jockey Name	Mishani Pearl
Final Rank	10
Fastest Section Time (Section)	0:08.18 (Overall)
Top Speed [km/h] (Section)	66.5 (600m)
Race State	Finished



Sunshine Coast QLD Professional

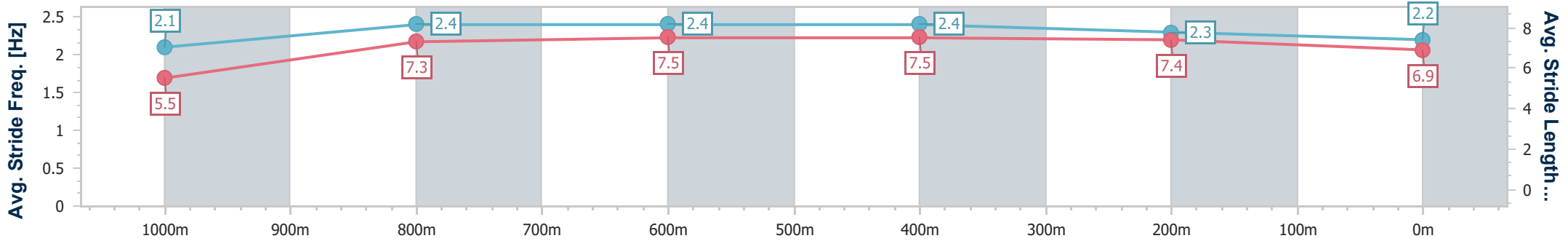
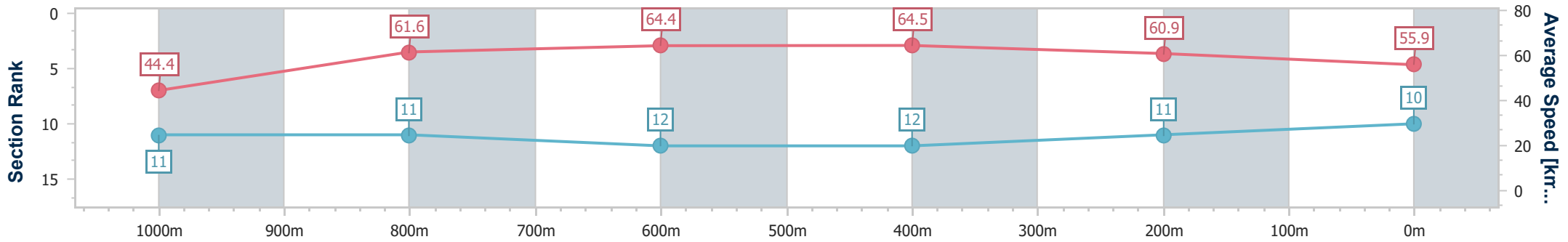
Race 2: AQUIS GOLD PEARL QTIS 2YO Fillies - 1100m



04 January 2025 - 14:46

Track Rating: Soft 7, Weather: Fine, Rail Position: +6m Entire

Section	Overall	1000m	800m	600m	400m	200m
Section Times	1:06.86 [10] (0:08.18)	0:58.68 [11] (0:11.74)	0:46.94 [11] (0:11.23)	0:35.71 [12] (0:11.03)	0:24.68 [12] (0:11.81)	0:12.87 [11] (0:12.87)
Average Speed [km/h]	44.4	61.6	64.4	64.5	60.9	55.9
Top Speed [km/h]	57.4	63.5	65.3	66.5	63.3	60.5
Avg. Dist. to Rail [m]	13.4	4.3	0.8	2.5	0.7	1.8
Avg. Stride Freq. [Hz]	2.1	2.4	2.4	2.4	2.3	2.2
Avg. Stride Length [m]	5.5	7.3	7.5	7.5	7.4	6.9



- [] Ranking at each section and finish
- .-.- No data available at this section
- NA No data available



Horse/Jockey Name	Insain Lady
Final Rank	11
Fastest Section Time (Section)	0:08.23 (Overall)
Top Speed [km/h] (Section)	66.0 (1000m)
Race State	Finished



Sunshine Coast QLD Professional

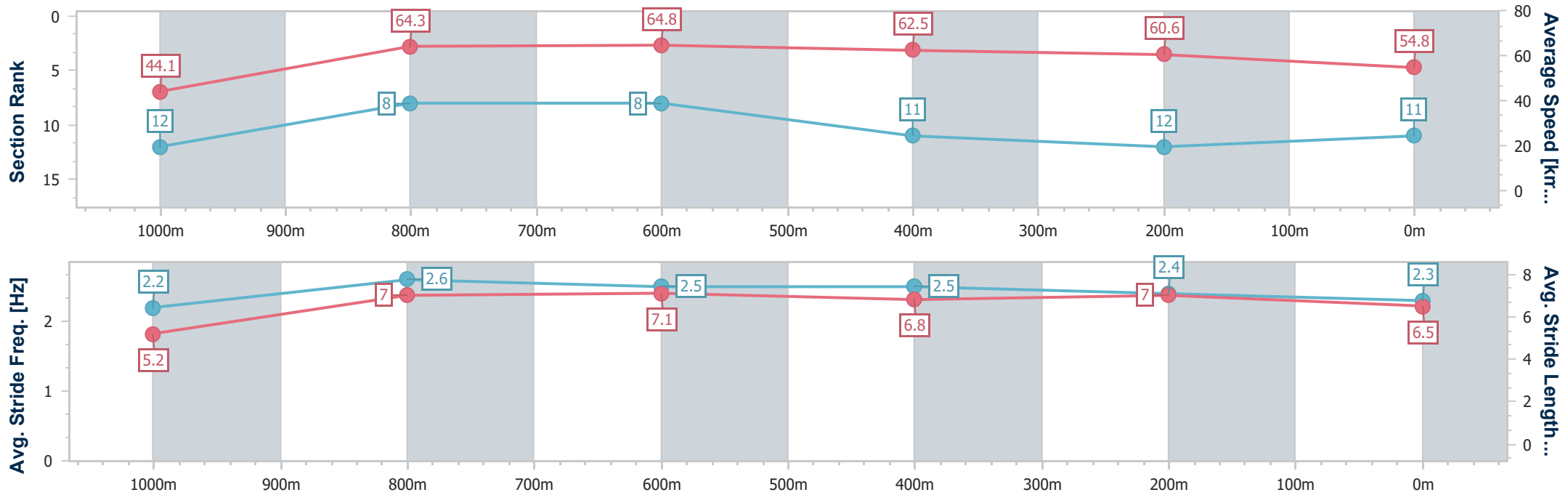
Race 2: AQUIS GOLD PEARL QTIS 2YO Fillies - 1100m



04 January 2025 - 14:46

Track Rating: Soft 7, Weather: Fine, Rail Position: +6m Entire

Section	Overall	1000m	800m	600m	400m	200m
Section Times	1:07.10 [11] (0:08.23)	0:58.87 [12] (0:11.24)	0:47.63 [8] (0:11.16)	0:36.47 [8] (0:11.45)	0:25.02 [11] (0:11.92)	0:13.10 [12] (0:13.10)
Average Speed [km/h]	44.1	64.3	64.8	62.5	60.6	54.8
Top Speed [km/h]	61.0	66.0	66.0	65.6	62.6	57.6
Avg. Dist. to Rail [m]	8.7	2.5	0.6	0.7	1.0	0.8
Avg. Stride Freq. [Hz]	2.2	2.6	2.5	2.5	2.4	2.3
Avg. Stride Length [m]	5.2	7.0	7.1	6.8	7.0	6.5



- [] Ranking at each section and finish
- .-.- No data available at this section
- NA No data available



Horse/Jockey Name	Deceitful Miss
Final Rank	12
Fastest Section Time (Section)	0:07.51 (Overall)
Top Speed [km/h] (Section)	65.9 (1000m)
Race State	Finished



Sunshine Coast QLD Professional

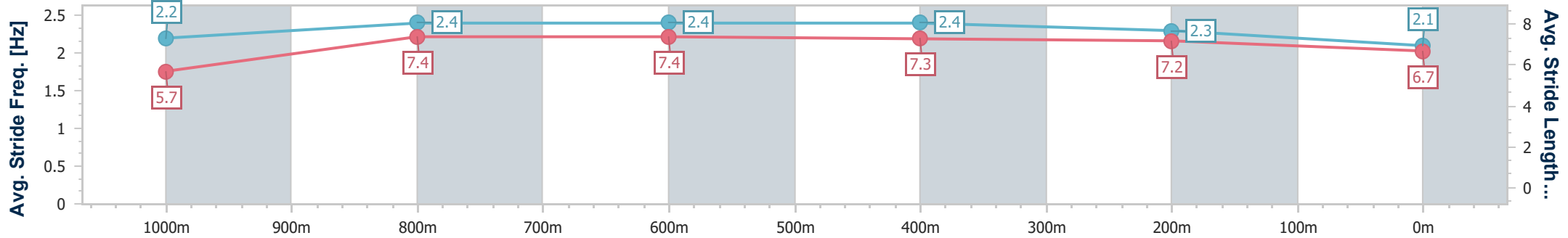
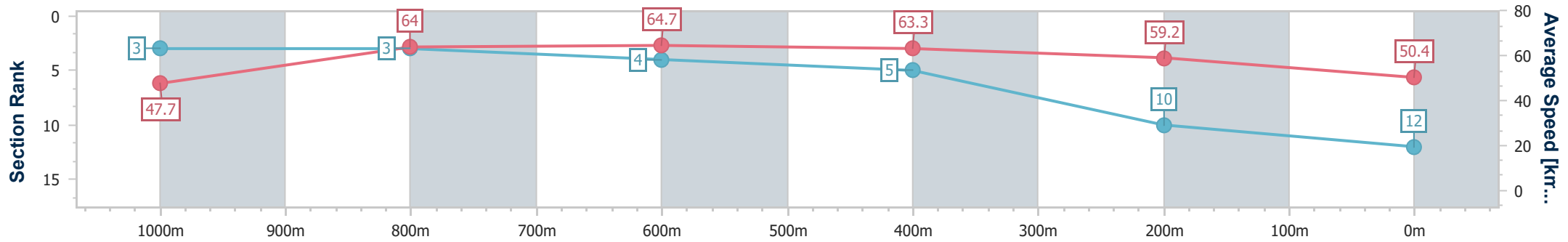
Race 2: AQUIS GOLD PEARL QTIS 2YO Fillies - 1100m



04 January 2025 - 14:46

Track Rating: Soft 7, Weather: Fine, Rail Position: +6m Entire

Section	Overall	1000m	800m	600m	400m	200m
Section Times	1:08.03 [12] (0:07.51)	1:00.52 [3] (0:11.33)	0:49.19 [3] (0:11.27)	0:37.92 [4] (0:11.47)	0:26.45 [5] (0:12.16)	0:14.29 [10] (0:14.29)
Average Speed [km/h]	47.7	64.0	64.7	63.3	59.2	50.4
Top Speed [km/h]	62.6	65.9	65.2	64.1	62.1	56.0
Avg. Dist. to Rail [m]	4.5	3.3	1.9	1.2	3.9	4.0
Avg. Stride Freq. [Hz]	2.2	2.4	2.4	2.4	2.3	2.1
Avg. Stride Length [m]	5.7	7.4	7.4	7.3	7.2	6.7



- [] Ranking at each section and finish
- .-.- No data available at this section
- NA No data available



Sunshine Coast QLD Professional

Race 3: CANADIAN CLUB MAGIC MILLIONS MAIDEN PLATE - 1400m

04 January 2025 - 15:33



Track Rating: Soft 6, Weather: Fine, Rail Position: +6m Entire

Section		Overall	1200m	1000m	800m	600m	400m	Last 600m				
Field Times		1:24.48 (0:13.48)	1:11.00 (0:11.01)	0:59.99 (0:11.81)	0:48.18 (0:12.47)	0:35.71 (0:12.12)	0:23.59 (0:11.45)	0:35.71				
Rank	TAB Horse/Jockey	Barrier	Top Speed [km/h]	Fastest Section	Distance Travelled [m]							
1	8 HELL TO PAY Craig Williams	4	66.1	0:11.21	1:24.48 [1] (0:13.80)	1:10.68 [6] (0:11.21)	0:59.47 [6] (0:11.67)	0:47.80 [5] (0:12.28)	0:35.52 [3] (0:12.07)	0:23.45 [3] (0:11.31)	0:35.52	
2	11 STARDEEL Damian Lane	13	66.0	0:11.20	1:24.69 [2] (0:14.28)	1:10.41 [11] (0:11.27)	0:59.14 [12] (0:11.72)	0:47.42 [10] (0:12.12)	0:35.30 [9] (0:11.98)	0:23.32 [8] (0:11.20)	0:35.30	+0
3	10 PICCADERRO Tim Clark	1	67.0	0:11.12	1:24.89 [3] (0:13.71)	1:11.18 [5] (0:11.12)	1:00.06 [5] (0:11.75)	0:48.31 [3] (0:12.41)	0:35.90 [4] (0:12.16)	0:23.74 [4] (0:11.47)	0:35.90	-10
4	12 STAY SILENT Nash Rawiller	6	65.1	0:11.32	1:24.97 [4] (0:13.98)	1:10.99 [7] (0:11.33)	0:59.66 [9] (0:12.00)	0:47.66 [11] (0:12.30)	0:35.36 [11] (0:11.98)	0:23.38 [9] (0:11.32)	0:35.36	-5
5	19 FELIS CHAUS Nikita Beriman	7	66.0	0:11.10	1:25.07 [5] (0:13.48)	1:11.59 [1] (0:11.10)	1:00.49 [2] (0:11.73)	0:48.76 [2] (0:12.46)	0:36.30 [1] (0:12.12)	0:24.18 [1] (0:11.55)	0:36.30	-9
6	3 MAJOR LOOK Jason Collett	3	66.4	0:11.11	1:25.29 [6] (0:14.06)	1:11.23 [9] (0:11.11)	1:00.12 [8] (0:11.71)	0:48.41 [7] (0:12.37)	0:36.04 [7] (0:12.11)	0:23.93 [7] (0:11.52)	0:36.04	-9
7	16 SHE'S GOT LYRICS Angela Jones	9	66.0	0:11.14	1:25.31 [7] (0:14.28)	1:11.03 [12] (0:11.14)	0:59.89 [10] (0:11.73)	0:48.16 [9] (0:12.37)	0:35.79 [10] (0:12.18)	0:23.61 [11] (0:11.37)	0:35.79	-9
8	14 USE YOUR ILLUSION Martin Harley	14	65.6	0:11.30	1:25.39 [8] (0:14.42)	1:10.97 [13] (0:11.30)	0:59.67 [13] (0:11.66)	0:48.01 [12] (0:12.31)	0:35.70 [12] (0:12.06)	0:23.64 [12] (0:11.45)	0:35.70	-8
9	4 WINCHMAN Michael Rodd	15	66.2	0:11.28	1:25.61 [9] (0:14.45)	1:11.16 [14] (0:11.28)	0:59.88 [14] (0:11.85)	0:48.03 [14] (0:12.14)	0:35.89 [13] (0:11.95)	0:23.94 [10] (0:11.47)	0:35.89	+0
10	5 ANSON BAY Regan Bayliss	12	67.0	0:10.93	1:25.73 [10] (0:13.56)	1:12.17 [2] (0:10.93)	1:01.24 [1] (0:11.81)	0:49.43 [1] (0:12.51)	0:36.92 [2] (0:12.19)	0:24.73 [2] (0:11.92)	0:36.92	-8

Scratched: Under The Hood (#13), Amaretto Bo (#17), Miss Fennell (#18), Irish Jig (#22), Indiamo (#2), Carnegie Hill (#6), Dale (#7), Flying Astern (#1)

[] Ranking at each section and finish
 -:-:- No data available at this section
 NA No data available

SCN Saddle cloth number
 DNF Did not finish
 DNT Did not track



Sunshine Coast QLD Professional

Race 3: CANADIAN CLUB MAGIC MILLIONS MAIDEN PLATE - 1400m

04 January 2025 - 15:33



Track Rating: Soft 6, Weather: Fine, Rail Position: +6m Entire

Section	Overall	1200m	1000m	800m	600m	400m	Last 600m
Field Times	1:24.48 (0:13.48)	1:11.00 (0:11.01)	0:59.99 (0:11.81)	0:48.18 (0:12.47)	0:35.71 (0:12.12)	0:23.59 (0:11.45)	0:35.71

Rank	TAB	Horse/Jockey	Barrier	Top Speed [km/h]	Fastest Section	Overall	1200m	1000m	800m	600m	400m	Last 600m	Distance Travelled [m]
11	15	DIVINE ELLA Vlad Duric	10	66.0	0:11.30	1:25.97 [11] (0:14.22)	1:11.75 [10] (0:11.30)	1:00.45 [11] (0:11.99)	0:48.46 [13] (0:12.40)	0:36.06 [14] (0:11.87)	0:24.19 [14] (0:11.40)	0:36.06	-4
12	9	ICONIFY Ethan Brown	5	66.3	0:11.11	1:26.21 [12] (0:13.99)	1:12.22 [8] (0:11.11)	1:01.11 [7] (0:11.91)	0:49.20 [8] (0:12.12)	0:37.08 [6] (0:12.09)	0:24.99 [5] (0:11.84)	0:37.08	-4
13	20	IN NO DOUBT Ron Stewart	8	66.8	0:11.11	1:26.28 [13] (0:13.57)	1:12.71 [3] (0:11.11)	1:01.60 [3] (0:11.91)	0:49.69 [4] (0:12.46)	0:37.23 [5] (0:12.20)	0:25.03 [6] (0:11.94)	0:37.23	-6
14	21	SPIRITUAL RHYTHM Andrew Mallyon	2	67.4	0:11.09	1:29.38 [14] (0:13.70)	1:15.68 [4] (0:11.09)	1:04.59 [4] (0:12.00)	0:52.59 [6] (0:12.54)	0:40.05 [8] (0:12.43)	0:27.62 [13] (0:12.36)	0:40.05	-3

Scratched: Under The Hood (#13), Amaretto Bo (#17), Miss Fennell (#18), Irish Jig (#22), Indiamo (#2), Carnegie Hill (#6), Dale (#7), Flying Astern (#1)

[] Ranking at each section and finish
 -:-:-:- No data available at this section
 NA No data available

SCN Saddle cloth number
 DNF Did not finish
 DNT Did not track



Sunshine Coast QLD Professional

Race 3: CANADIAN CLUB MAGIC MILLIONS MAIDEN PLATE - 1400m

04 January 2025 - 15:33



Track Rating: Soft 6, Weather: Fine, Rail Position: +6m Entire

Section				200m				Last 600m	
Field Times				0:12.14				0:35.71	
				(0:12.14)					
Rank	TAB	Horse/Jockey	Barrier	Top Speed [km/h]	Fastest Section	Margin			Distance Travelled [m]
1	8	HELL TO PAY	4	66.1	0:11.21	0:12.14 [1]	1:24.48		0:35.52
		Craig Williams		Overall	1200m	(0:12.14)			
2	11	STARDEEL	13	66.0	0:11.20	0:12.12 [3]	1.21L		0:35.30 +0
		Damian Lane		1200m	400m	(0:12.12)			
3	10	PICCADERRO	1	67.0	0:11.12	0:12.27 [4]	2.39L		0:35.90 -10
		Tim Clark		1200m	1200m	(0:12.27)			
4	12	STAY SILENT	6	65.1	0:11.32	0:12.06 [6]	2.83L		0:35.36 -5
		Nash Rawiller		1200m	400m	(0:12.06)			
5	19	FELIS CHAUS	7	66.0	0:11.10	0:12.63 [2]	3.42L		0:36.30 -9
		Nikita Beriman		Overall	1200m	(0:12.63)			
6	3	MAJOR LOOK	3	66.4	0:11.11	0:12.41 [5]	4.76L		0:36.04 -9
		Jason Collett		1200m	1200m	(0:12.41)			
7	16	SHE'S GOT LYRICS	9	66.0	0:11.14	0:12.24 [9]	4.83L		0:35.79 -9
		Angela Jones		1200m	1200m	(0:12.24)			
8	14	USE YOUR ILLUSION	14	65.6	0:11.30	0:12.19 [13]	5.31L		0:35.70 -8
		Martin Harley		Overall	1200m	(0:12.19)			
9	4	WINCHMAN	15	66.2	0:11.28	0:12.47 [10]	6.61L		0:35.89 +0
		Michael Rodd		1200m	1200m	(0:12.47)			
10	5	ANSON BAY	12	67.0	0:10.93	0:12.81 [7]	7.35L		0:36.92 -8
		Regan Bayliss		Overall	1200m	(0:12.81)			

Scratched: Under The Hood (#13), Amaretto Bo (#17), Miss Fennell (#18), Irish Jig (#22), Indiamo (#2), Carnegie Hill (#6), Dale (#7), Flying Astern (#1)

[] Ranking at each section and finish
 -:-:- No data available at this section
 NA No data available

SCN Saddle cloth number
 DNF Did not finish
 DNT Did not track



Sunshine Coast QLD Professional
Race 3: CANADIAN CLUB MAGIC MILLIONS MAIDEN PLATE - 1400m
04 January 2025 - 15:33



Track Rating: Soft 6, Weather: Fine, Rail Position: +6m Entire

Section				200m				Last 600m	
Field Times				0:12.14 (0:12.14)				0:35.71	
Rank	TAB	Horse/Jockey	Barrier	Top Speed [km/h]	Fastest Section	Margin			Distance Travelled [m]
11	15	DIVINE ELLA Vlad Duric	10	66.0 1200m	0:11.30 1200m	0:12.79 [11] (0:12.79)	8.71L		0:36.06 -4
12	9	ICONIFY Ethan Brown	5	66.3 1200m	0:11.11 1200m	0:13.15 [8] (0:13.15)	10.13L		0:37.08 -4
13	20	IN NO DOUBT Ron Stewart	8	66.8 Overall	0:11.11 1200m	0:13.09 [12] (0:13.09)	10.58L		0:37.23 -6
14	21	SPIRITUAL RHYTHM Andrew Mallyon	2	67.4 1200m	0:11.09 1200m	0:15.26 [14] (0:15.26)	28.82L		0:40.05 -3

Scratched: Under The Hood (#13), Amaretto Bo (#17), Miss Fennell (#18), Irish Jig (#22), Indiamo (#2), Carnegie Hill (#6), Dale (#7), Flying Astern (#1)

[] Ranking at each section and finish
 -:-:-:- No data available at this section
 NA No data available

SCN Saddle cloth number
 DNF Did not finish
 DNT Did not track



Horse/Jockey Name	Hell To Pay
Final Rank	1
Fastest Section Time (Section)	0:11.21 (1200m)
Top Speed [km/h] (Section)	66.1 (Overall)
Race State	Finished



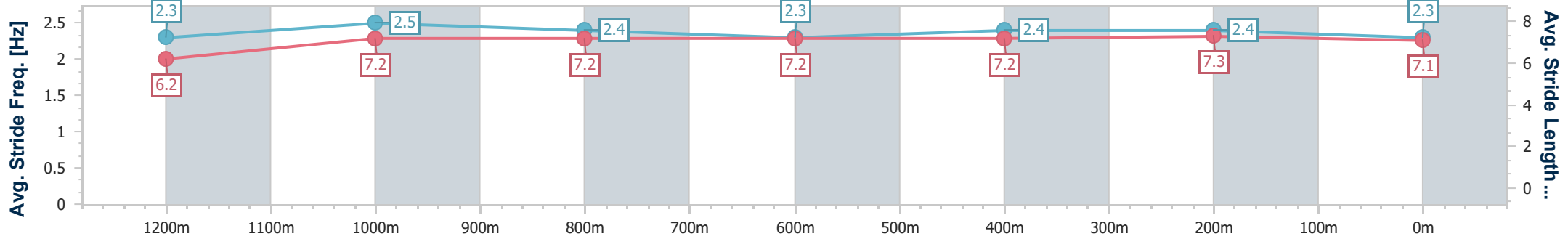
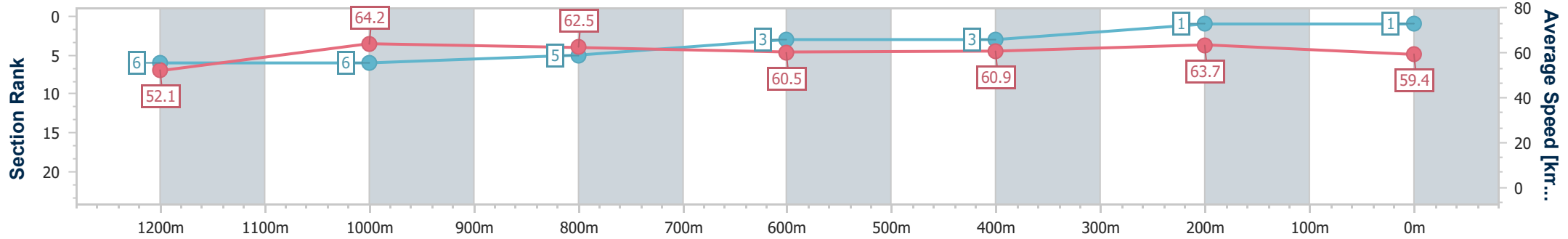
Sunshine Coast QLD Professional
Race 3: CANADIAN CLUB MAGIC MILLIONS MAIDEN PLATE - 1400m



04 January 2025 - 15:33

Track Rating: Soft 6, Weather: Fine, Rail Position: +6m Entire

Section	Overall	1200m	1000m	800m	600m	400m	200m
Section Times	1:24.48 [1] (0:13.80)	1:10.68 [6] (0:11.21)	0:59.47 [6] (0:11.67)	0:47.80 [5] (0:12.28)	0:35.52 [3] (0:12.07)	0:23.45 [3] (0:11.31)	0:12.14 [1] (0:12.14)
Average Speed [km/h]	52.1	64.2	62.5	60.5	60.9	63.7	59.4
Top Speed [km/h]	66.1	66.0	63.4	61.4	64.1	65.2	61.8
Avg. Dist. to Rail [m]	5.3	3.8	3.7	5.0	3.8	4.3	3.1
Avg. Stride Freq. [Hz]	2.3	2.5	2.4	2.3	2.4	2.4	2.3
Avg. Stride Length [m]	6.2	7.2	7.2	7.2	7.2	7.3	7.1



- [] Ranking at each section and finish
- .-.- No data available at this section
- NA No data available



Horse/Jockey Name	Stardeel
Final Rank	2
Fastest Section Time (Section)	0:11.20 (400m)
Top Speed [km/h] (Section)	66.0 (1200m)
Race State	Finished



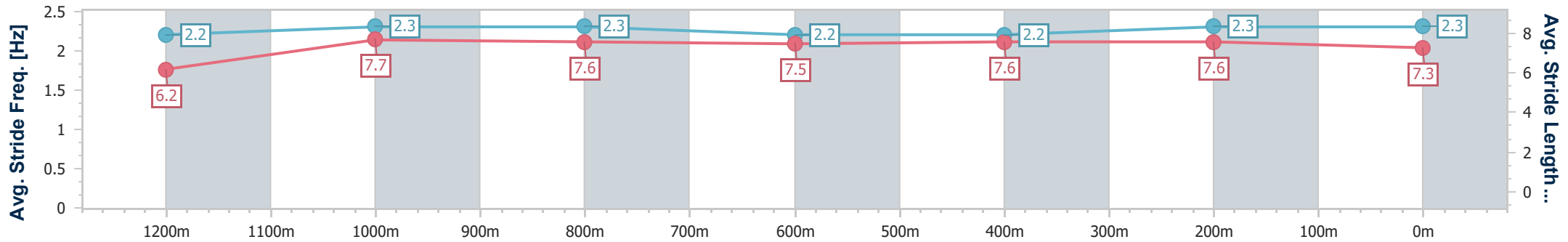
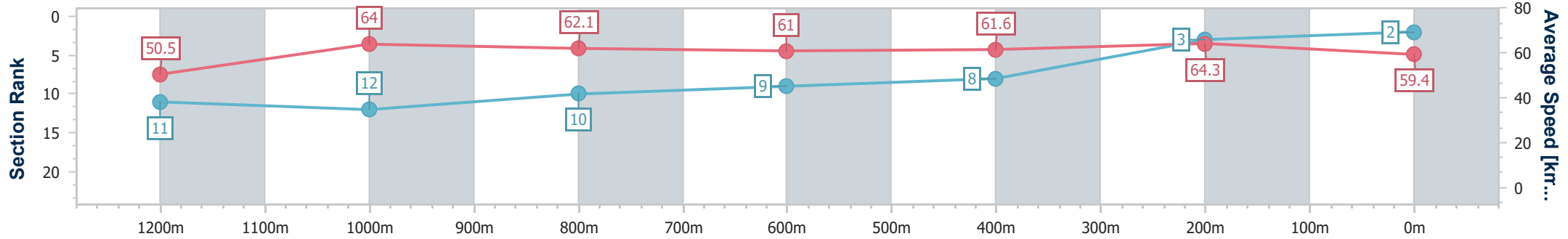
Sunshine Coast QLD Professional
Race 3: CANADIAN CLUB MAGIC MILLIONS MAIDEN PLATE - 1400m



04 January 2025 - 15:33

Track Rating: Soft 6, Weather: Fine, Rail Position: +6m Entire

Section	Overall	1200m	1000m	800m	600m	400m	200m
Section Times	1:24.69 [2] (0:14.28)	1:10.41 [11] (0:11.27)	0:59.14 [12] (0:11.72)	0:47.42 [10] (0:12.12)	0:35.30 [9] (0:11.98)	0:23.32 [8] (0:11.20)	0:12.12 [3] (0:12.12)
Average Speed [km/h]	50.5	64.0	62.1	61.0	61.6	64.3	59.4
Top Speed [km/h]	64.8	66.0	63.3	62.3	64.3	65.5	62.4
Avg. Dist. to Rail [m]	10.8	4.0	4.0	4.8	4.0	5.7	5.3
Avg. Stride Freq. [Hz]	2.2	2.3	2.3	2.2	2.2	2.3	2.3
Avg. Stride Length [m]	6.2	7.7	7.6	7.5	7.6	7.6	7.3



- [] Ranking at each section and finish
- .-.- No data available at this section
- NA No data available



Horse/Jockey Name	Piccadero
Final Rank	3
Fastest Section Time (Section)	0:11.12 (1200m)
Top Speed [km/h] (Section)	67.0 (1200m)
Race State	Finished



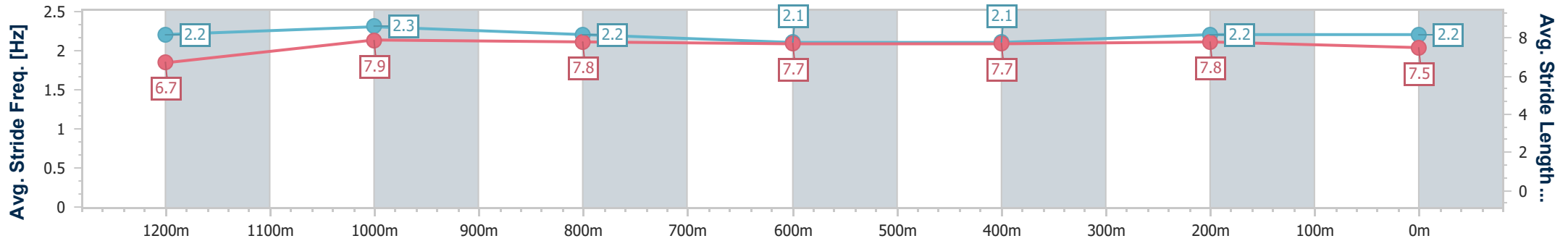
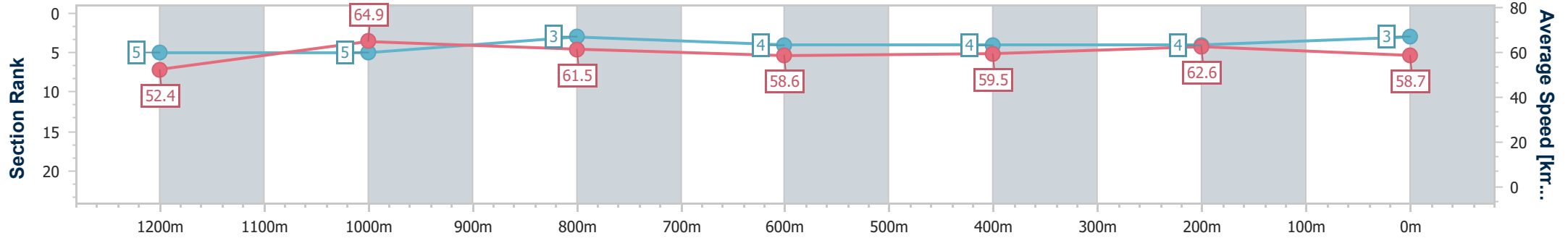
Sunshine Coast QLD Professional
Race 3: CANADIAN CLUB MAGIC MILLIONS MAIDEN PLATE - 1400m



04 January 2025 - 15:33

Track Rating: Soft 6, Weather: Fine, Rail Position: +6m Entire

Section	Overall	1200m	1000m	800m	600m	400m	200m
Section Times	1:24.89 [3] (0:13.71)	1:11.18 [5] (0:11.12)	1:00.06 [5] (0:11.75)	0:48.31 [3] (0:12.41)	0:35.90 [4] (0:12.16)	0:23.74 [4] (0:11.47)	0:12.27 [4] (0:12.27)
Average Speed [km/h]	52.4	64.9	61.5	58.6	59.5	62.6	58.7
Top Speed [km/h]	65.9	67.0	63.1	59.9	62.3	63.3	61.5
Avg. Dist. to Rail [m]	3.0	2.2	2.0	1.2	0.5	1.6	0.7
Avg. Stride Freq. [Hz]	2.2	2.3	2.2	2.1	2.1	2.2	2.2
Avg. Stride Length [m]	6.7	7.9	7.8	7.7	7.7	7.8	7.5



- [] Ranking at each section and finish
- .-.- No data available at this section
- NA No data available



Horse/Jockey Name	Stay Silent
Final Rank	4
Fastest Section Time (Section)	0:11.32 (400m)
Top Speed [km/h] (Section)	65.1 (1200m)
Race State	Finished



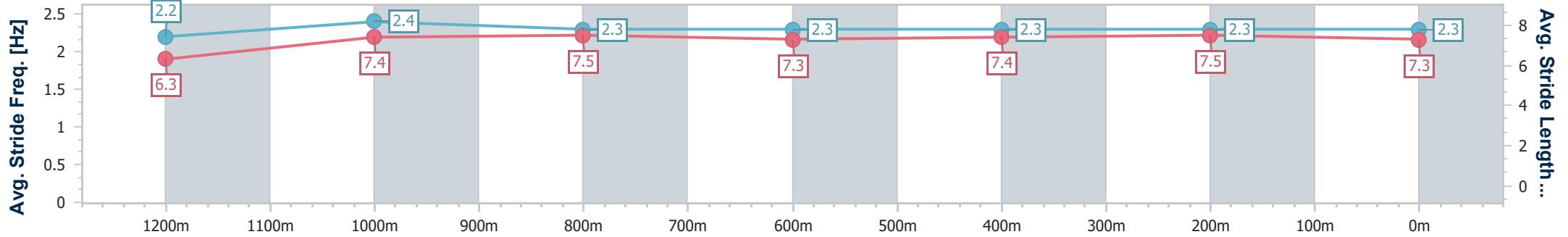
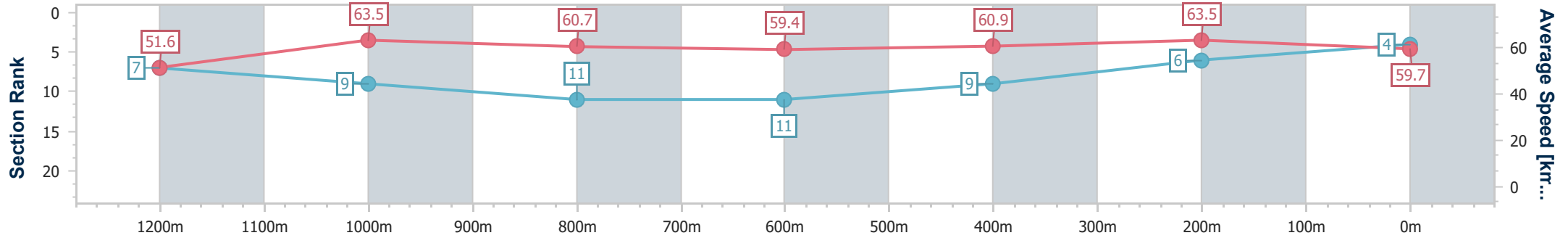
Sunshine Coast QLD Professional
 Race 3: CANADIAN CLUB MAGIC MILLIONS MAIDEN PLATE - 1400m



04 January 2025 - 15:33

Track Rating: Soft 6, Weather: Fine, Rail Position: +6m Entire

Section	Overall	1200m	1000m	800m	600m	400m	200m
Section Times	1:24.97 [4] (0:13.98)	1:10.99 [7] (0:11.33)	0:59.66 [9] (0:12.00)	0:47.66 [11] (0:12.30)	0:35.36 [11] (0:11.98)	0:23.38 [9] (0:11.32)	0:12.06 [6] (0:12.06)
Average Speed [km/h]	51.6	63.5	60.7	59.4	60.9	63.5	59.7
Top Speed [km/h]	64.6	65.1	62.4	60.3	63.6	64.2	62.4
Avg. Dist. to Rail [m]	7.1	4.4	3.5	2.5	2.5	5.6	5.8
Avg. Stride Freq. [Hz]	2.2	2.4	2.3	2.3	2.3	2.3	2.3
Avg. Stride Length [m]	6.3	7.4	7.5	7.3	7.4	7.5	7.3



- [] Ranking at each section and finish
- .-.- No data available at this section
- NA No data available



Horse/Jockey Name	Felis Chaus
Final Rank	5
Fastest Section Time (Section)	0:11.10 (1200m)
Top Speed [km/h] (Section)	66.0 (Overall)
Race State	Finished



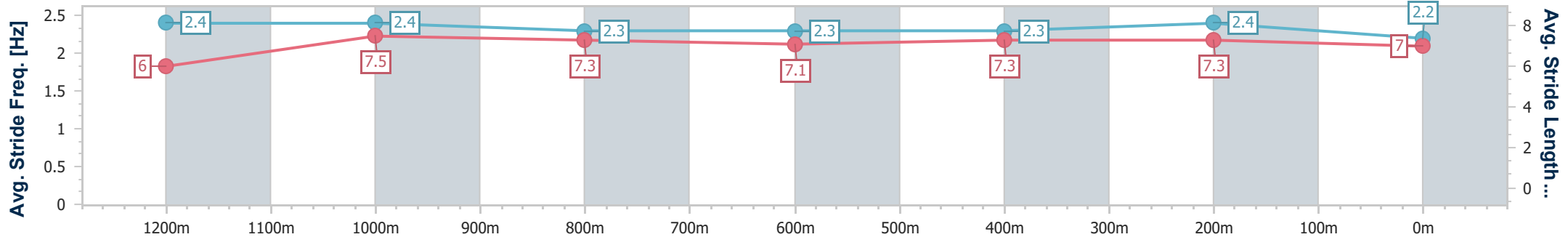
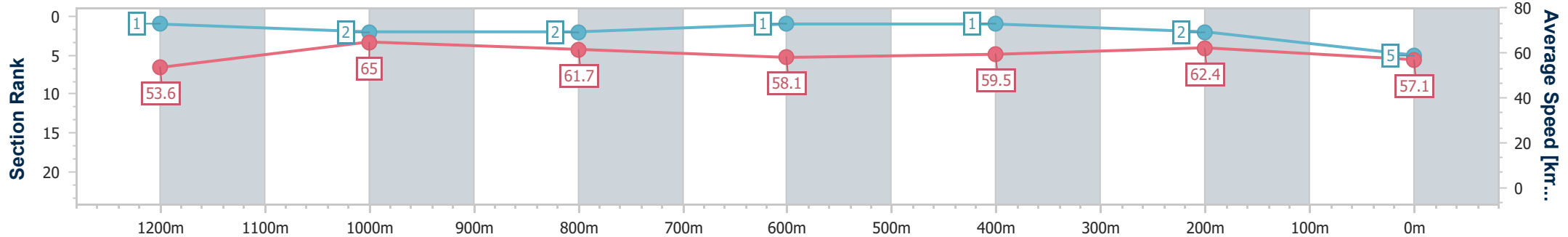
Sunshine Coast QLD Professional
Race 3: CANADIAN CLUB MAGIC MILLIONS MAIDEN PLATE - 1400m



04 January 2025 - 15:33

Track Rating: Soft 6, Weather: Fine, Rail Position: +6m Entire

Section	Overall	1200m	1000m	800m	600m	400m	200m
Section Times	1:25.07 [5] (0:13.48)	1:11.59 [1] (0:11.10)	1:00.49 [2] (0:11.73)	0:48.76 [2] (0:12.46)	0:36.30 [1] (0:12.12)	0:24.18 [1] (0:11.55)	0:12.63 [2] (0:12.63)
Average Speed [km/h]	53.6	65.0	61.7	58.1	59.5	62.4	57.1
Top Speed [km/h]	66.0	65.8	64.3	58.9	61.9	63.1	60.7
Avg. Dist. to Rail [m]	7.3	3.3	2.2	1.3	0.6	2.2	2.3
Avg. Stride Freq. [Hz]	2.4	2.4	2.3	2.3	2.3	2.4	2.2
Avg. Stride Length [m]	6.0	7.5	7.3	7.1	7.3	7.3	7.0



- [] Ranking at each section and finish
- .-.- No data available at this section
- NA No data available



Horse/Jockey Name	Major Look
Final Rank	6
Fastest Section Time (Section)	0:11.11 (1200m)
Top Speed [km/h] (Section)	66.4 (1200m)
Race State	Finished



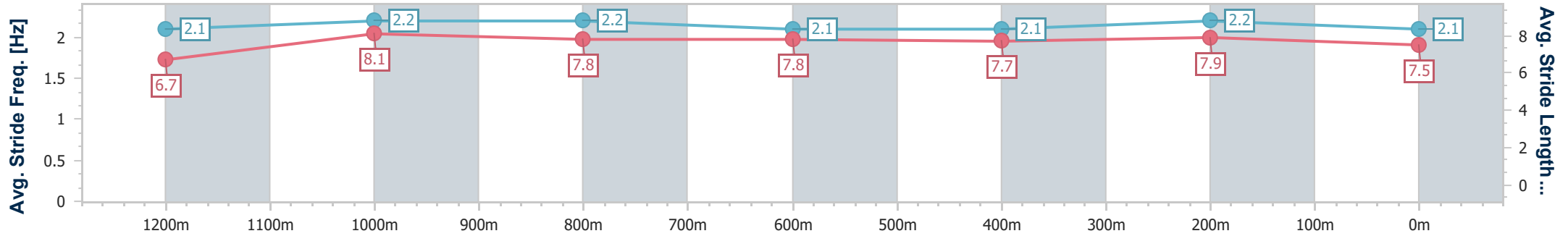
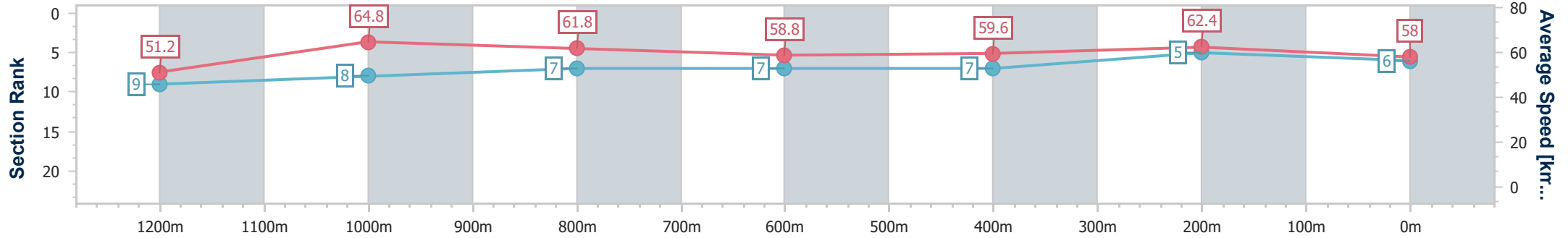
Sunshine Coast QLD Professional
Race 3: CANADIAN CLUB MAGIC MILLIONS MAIDEN PLATE - 1400m



04 January 2025 - 15:33

Track Rating: Soft 6, Weather: Fine, Rail Position: +6m Entire

Section	Overall	1200m	1000m	800m	600m	400m	200m
Section Times	1:25.29 [6] (0:14.06)	1:11.23 [9] (0:11.11)	1:00.12 [8] (0:11.71)	0:48.41 [7] (0:12.37)	0:36.04 [7] (0:12.11)	0:23.93 [7] (0:11.52)	0:12.41 [5] (0:12.41)
Average Speed [km/h]	51.2	64.8	61.8	58.8	59.6	62.4	58.0
Top Speed [km/h]	65.6	66.4	65.0	59.9	62.4	63.5	61.9
Avg. Dist. to Rail [m]	4.0	2.3	2.0	1.4	0.5	0.6	1.2
Avg. Stride Freq. [Hz]	2.1	2.2	2.2	2.1	2.1	2.2	2.1
Avg. Stride Length [m]	6.7	8.1	7.8	7.8	7.7	7.9	7.5



- [] Ranking at each section and finish
- .-.- No data available at this section
- NA No data available



Horse/Jockey Name	She's Got Lyrics
Final Rank	7
Fastest Section Time (Section)	0:11.14 (1200m)
Top Speed [km/h] (Section)	66.0 (1200m)
Race State	Finished



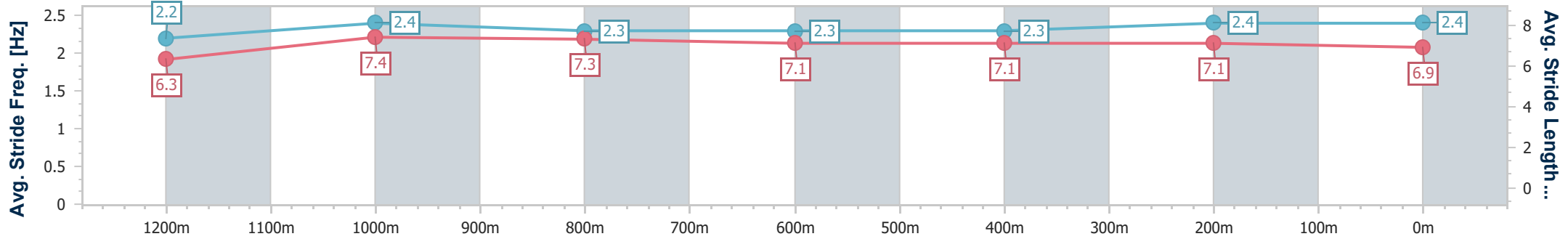
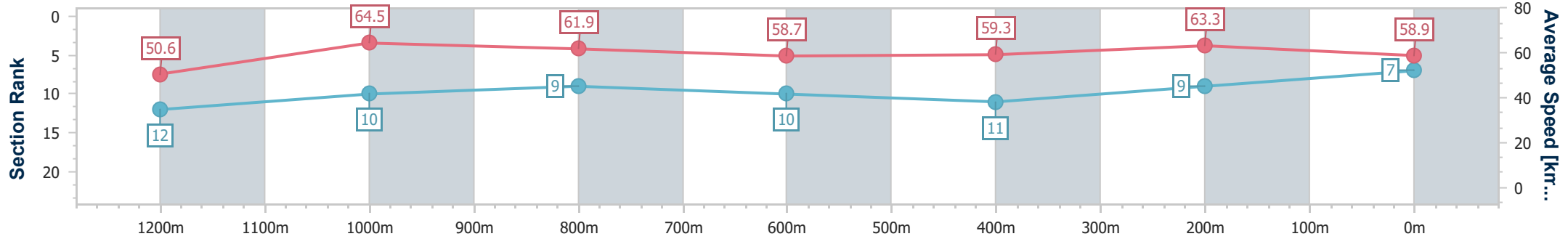
Sunshine Coast QLD Professional
Race 3: CANADIAN CLUB MAGIC MILLIONS MAIDEN PLATE - 1400m



04 January 2025 - 15:33

Track Rating: Soft 6, Weather: Fine, Rail Position: +6m Entire

Section	Overall	1200m	1000m	800m	600m	400m	200m
Section Times	1:25.31 [7] (0:14.28)	1:11.03 [12] (0:11.14)	0:59.89 [10] (0:11.73)	0:48.16 [9] (0:12.37)	0:35.79 [10] (0:12.18)	0:23.61 [11] (0:11.37)	0:12.24 [9] (0:12.24)
Average Speed [km/h]	50.6	64.5	61.9	58.7	59.3	63.3	58.9
Top Speed [km/h]	64.4	66.0	63.8	59.7	63.0	64.6	61.6
Avg. Dist. to Rail [m]	7.1	2.4	2.2	1.5	0.9	1.6	2.9
Avg. Stride Freq. [Hz]	2.2	2.4	2.3	2.3	2.3	2.4	2.4
Avg. Stride Length [m]	6.3	7.4	7.3	7.1	7.1	7.1	6.9



- [] Ranking at each section and finish
- .-.- No data available at this section
- NA No data available



Horse/Jockey Name	Use Your Illusion
Final Rank	8
Fastest Section Time (Section)	0:11.30 (1200m)
Top Speed [km/h] (Section)	65.6 (Overall)
Race State	Finished



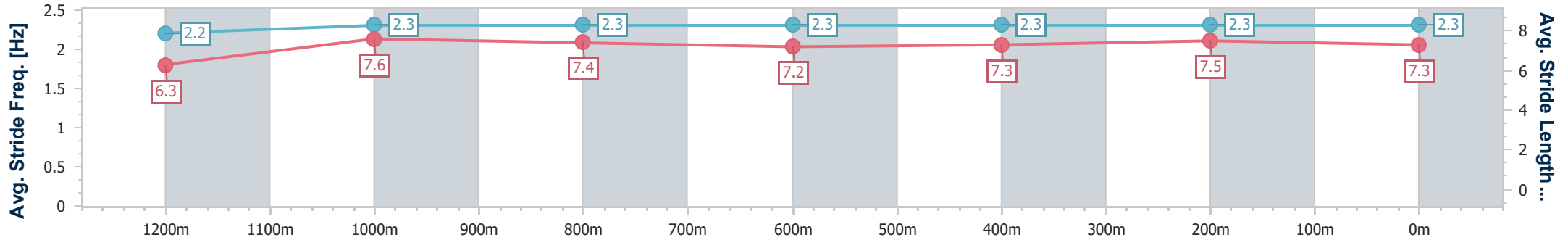
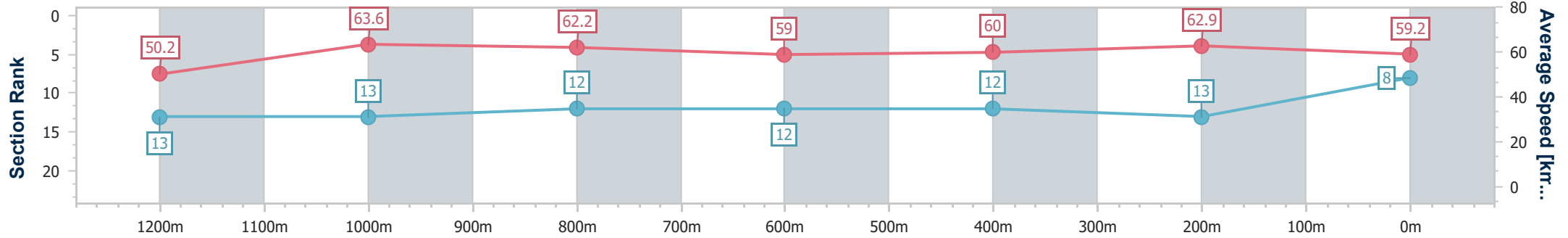
Sunshine Coast QLD Professional
 Race 3: CANADIAN CLUB MAGIC MILLIONS MAIDEN PLATE - 1400m



04 January 2025 - 15:33

Track Rating: Soft 6, Weather: Fine, Rail Position: +6m Entire

Section	Overall	1200m	1000m	800m	600m	400m	200m
Section Times	1:25.39 [8] (0:14.42)	1:10.97 [13] (0:11.30)	0:59.67 [13] (0:11.66)	0:48.01 [12] (0:12.31)	0:35.70 [12] (0:12.06)	0:23.64 [12] (0:11.45)	0:12.19 [13] (0:12.19)
Average Speed [km/h]	50.2	63.6	62.2	59.0	60.0	62.9	59.2
Top Speed [km/h]	65.6	64.8	64.4	60.5	62.4	64.2	61.4
Avg. Dist. to Rail [m]	10.9	2.2	2.3	1.6	1.2	3.2	4.2
Avg. Stride Freq. [Hz]	2.2	2.3	2.3	2.3	2.3	2.3	2.3
Avg. Stride Length [m]	6.3	7.6	7.4	7.2	7.3	7.5	7.3



- [] Ranking at each section and finish
- .-.- No data available at this section
- NA No data available



Horse/Jockey Name	Winchman
Final Rank	9
Fastest Section Time (Section)	0:11.28 (1200m)
Top Speed [km/h] (Section)	66.2 (1200m)
Race State	Finished



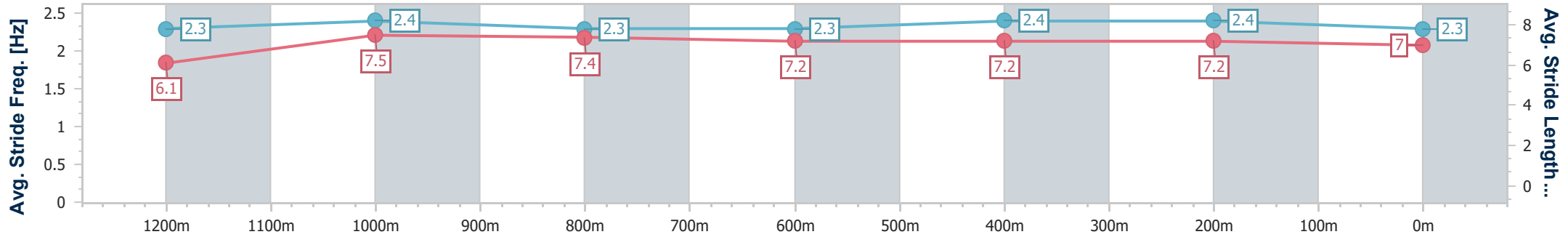
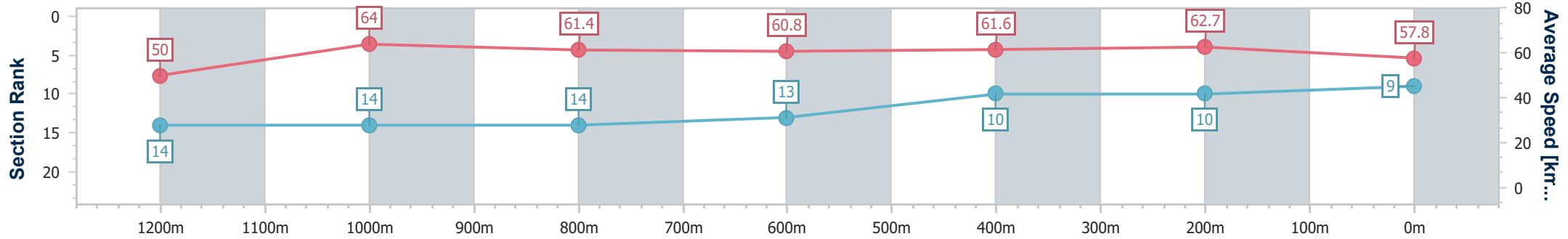
Sunshine Coast QLD Professional
Race 3: CANADIAN CLUB MAGIC MILLIONS MAIDEN PLATE - 1400m



04 January 2025 - 15:33

Track Rating: Soft 6, Weather: Fine, Rail Position: +6m Entire

Section	Overall	1200m	1000m	800m	600m	400m	200m
Section Times	1:25.61 [9] (0:14.45)	1:11.16 [14] (0:11.28)	0:59.88 [14] (0:11.85)	0:48.03 [14] (0:12.14)	0:35.89 [13] (0:11.95)	0:23.94 [10] (0:11.47)	0:12.47 [10] (0:12.47)
Average Speed [km/h]	50.0	64.0	61.4	60.8	61.6	62.7	57.8
Top Speed [km/h]	65.8	66.2	62.5	62.6	65.0	65.1	60.9
Avg. Dist. to Rail [m]	12.5	3.5	3.8	4.3	4.0	8.5	8.5
Avg. Stride Freq. [Hz]	2.3	2.4	2.3	2.3	2.4	2.4	2.3
Avg. Stride Length [m]	6.1	7.5	7.4	7.2	7.2	7.2	7.0



- [] Ranking at each section and finish
- .-.- No data available at this section
- NA No data available



Horse/Jockey Name	Anson Bay
Final Rank	10
Fastest Section Time (Section)	0:10.93 (1200m)
Top Speed [km/h] (Section)	67.0 (Overall)
Race State	Finished



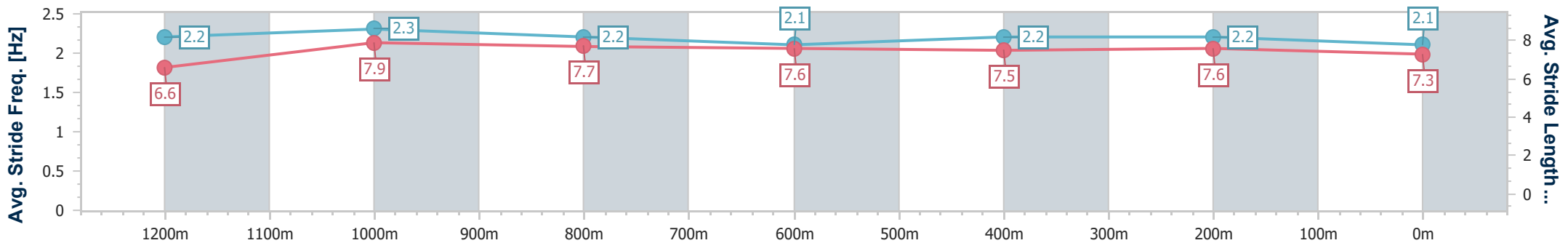
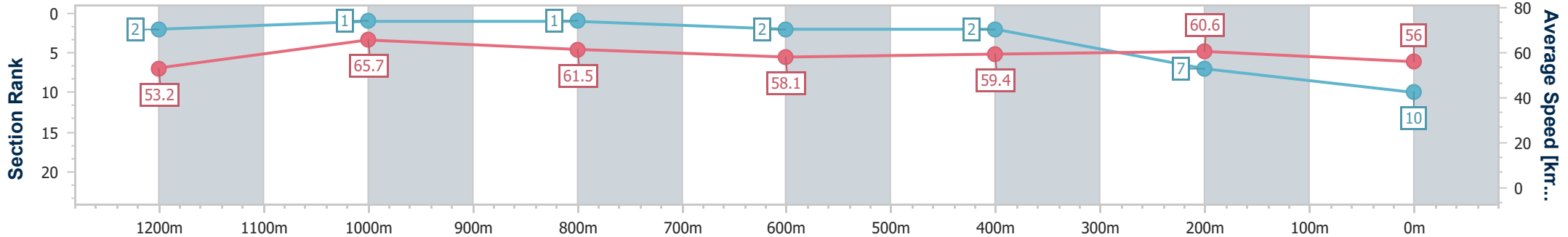
Sunshine Coast QLD Professional
Race 3: CANADIAN CLUB MAGIC MILLIONS MAIDEN PLATE - 1400m



04 January 2025 - 15:33

Track Rating: Soft 6, Weather: Fine, Rail Position: +6m Entire

Section	Overall	1200m	1000m	800m	600m	400m	200m
Section Times	1:25.73 [10] (0:13.56)	1:12.17 [2] (0:10.93)	1:01.24 [1] (0:11.81)	0:49.43 [1] (0:12.51)	0:36.92 [2] (0:12.19)	0:24.73 [2] (0:11.92)	0:12.81 [7] (0:12.81)
Average Speed [km/h]	53.2	65.7	61.5	58.1	59.4	60.6	56.0
Top Speed [km/h]	67.0	66.7	65.1	59.2	61.5	61.7	59.3
Avg. Dist. to Rail [m]	11.0	5.9	2.7	2.2	1.1	1.8	2.7
Avg. Stride Freq. [Hz]	2.2	2.3	2.2	2.1	2.2	2.2	2.1
Avg. Stride Length [m]	6.6	7.9	7.7	7.6	7.5	7.6	7.3



- [] Ranking at each section and finish
- .-.- No data available at this section
- NA No data available



Horse/Jockey Name	Divine Ella
Final Rank	11
Fastest Section Time (Section)	0:11.30 (1200m)
Top Speed [km/h] (Section)	66.0 (1200m)
Race State	Finished



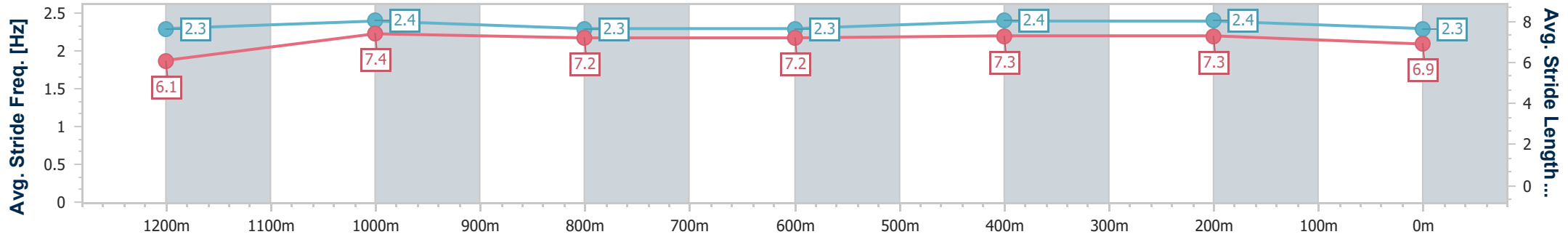
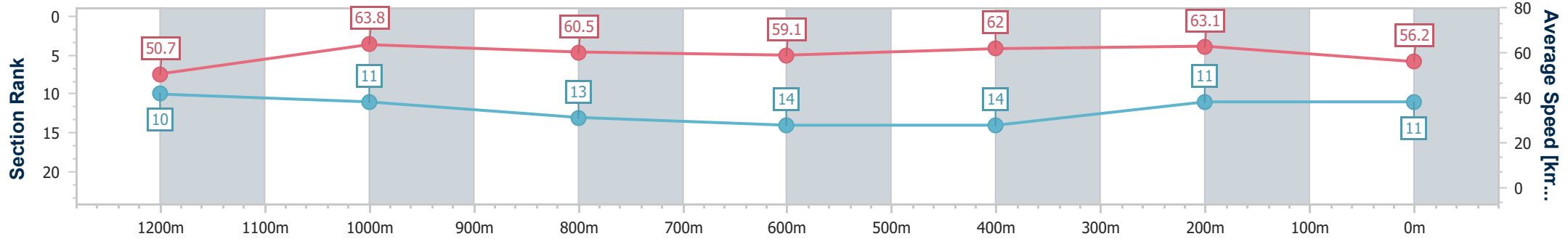
Sunshine Coast QLD Professional
Race 3: CANADIAN CLUB MAGIC MILLIONS MAIDEN PLATE - 1400m



04 January 2025 - 15:33

Track Rating: Soft 6, Weather: Fine, Rail Position: +6m Entire

Section	Overall	1200m	1000m	800m	600m	400m	200m
Section Times	1:25.97 [11] (0:14.22)	1:11.75 [10] (0:11.30)	1:00.45 [11] (0:11.99)	0:48.46 [13] (0:12.40)	0:36.06 [14] (0:11.87)	0:24.19 [14] (0:11.40)	0:12.79 [11] (0:12.79)
Average Speed [km/h]	50.7	63.8	60.5	59.1	62.0	63.1	56.2
Top Speed [km/h]	64.2	66.0	62.2	61.0	64.5	65.0	60.0
Avg. Dist. to Rail [m]	9.4	4.0	3.4	2.5	3.7	8.0	7.8
Avg. Stride Freq. [Hz]	2.3	2.4	2.3	2.3	2.4	2.4	2.3
Avg. Stride Length [m]	6.1	7.4	7.2	7.2	7.3	7.3	6.9



- [] Ranking at each section and finish
- .-.- No data available at this section
- NA No data available



Horse/Jockey Name	Iconify
Final Rank	12
Fastest Section Time (Section)	0:11.11 (1200m)
Top Speed [km/h] (Section)	66.3 (1200m)
Race State	Finished



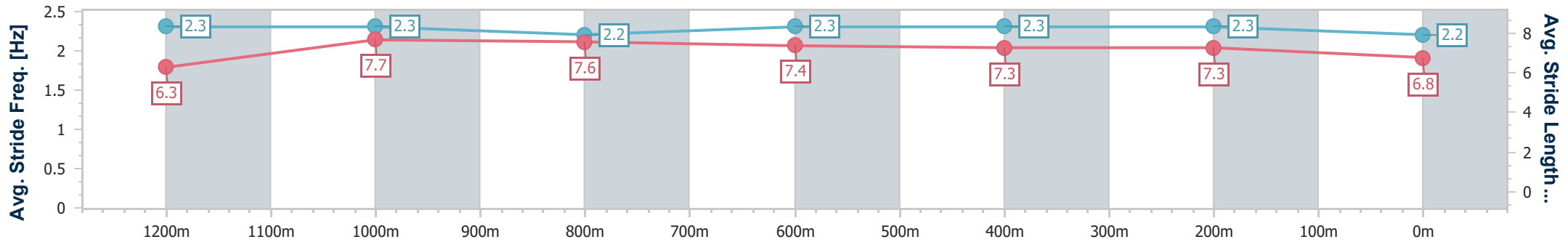
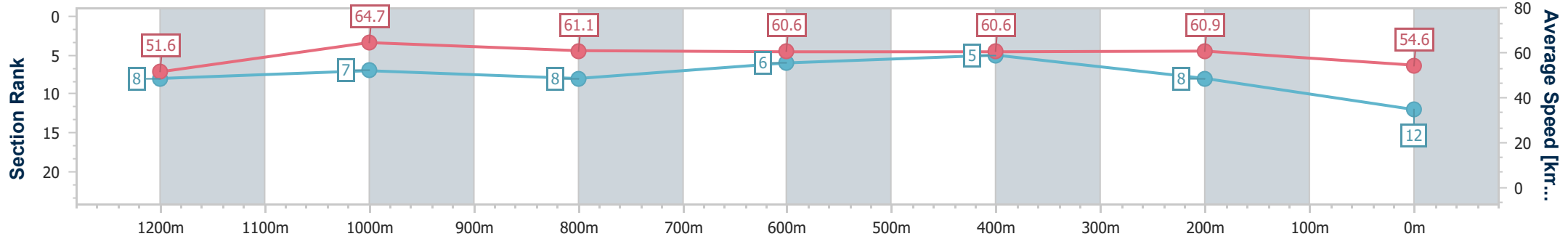
Sunshine Coast QLD Professional
Race 3: CANADIAN CLUB MAGIC MILLIONS MAIDEN PLATE - 1400m



04 January 2025 - 15:33

Track Rating: Soft 6, Weather: Fine, Rail Position: +6m Entire

Section	Overall	1200m	1000m	800m	600m	400m	200m
Section Times	1:26.21 [12] (0:13.99)	1:12.22 [8] (0:11.11)	1:01.11 [7] (0:11.91)	0:49.20 [8] (0:12.12)	0:37.08 [6] (0:12.09)	0:24.99 [5] (0:11.84)	0:13.15 [8] (0:13.15)
Average Speed [km/h]	51.6	64.7	61.1	60.6	60.6	60.9	54.6
Top Speed [km/h]	65.1	66.3	63.4	61.5	62.3	62.3	58.5
Avg. Dist. to Rail [m]	6.3	3.6	3.3	3.6	2.9	5.1	5.5
Avg. Stride Freq. [Hz]	2.3	2.3	2.2	2.3	2.3	2.3	2.2
Avg. Stride Length [m]	6.3	7.7	7.6	7.4	7.3	7.3	6.8



- [] Ranking at each section and finish
- .-.- No data available at this section
- NA No data available



Horse/Jockey Name	In No Doubt
Final Rank	13
Fastest Section Time (Section)	0:11.11 (1200m)
Top Speed [km/h] (Section)	66.8 (Overall)
Race State	Finished



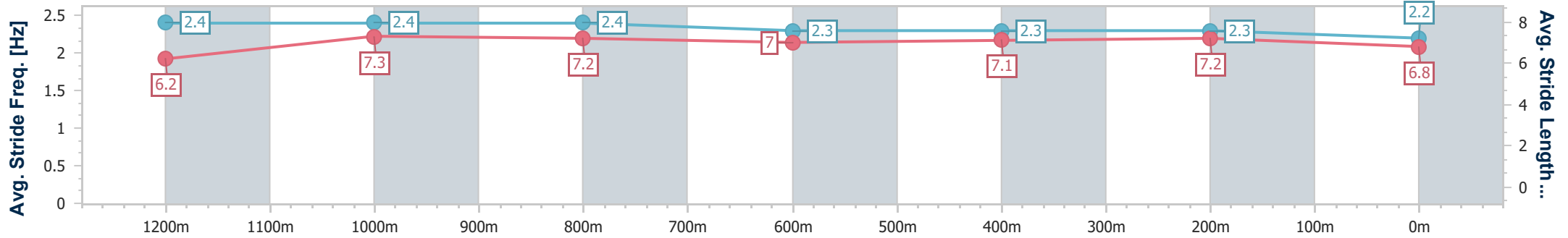
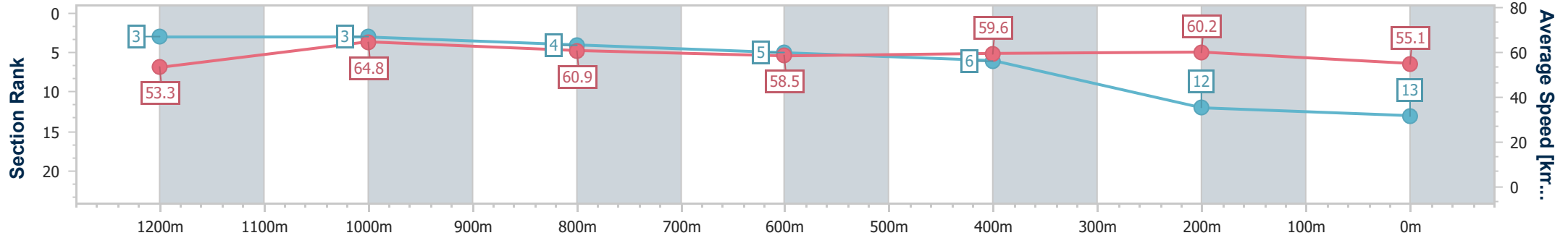
Sunshine Coast QLD Professional
Race 3: CANADIAN CLUB MAGIC MILLIONS MAIDEN PLATE - 1400m



04 January 2025 - 15:33

Track Rating: Soft 6, Weather: Fine, Rail Position: +6m Entire

Section	Overall	1200m	1000m	800m	600m	400m	200m
Section Times	1:26.28 [13] (0:13.57)	1:12.71 [3] (0:11.11)	1:01.60 [3] (0:11.91)	0:49.69 [4] (0:12.46)	0:37.23 [5] (0:12.20)	0:25.03 [6] (0:11.94)	0:13.09 [12] (0:13.09)
Average Speed [km/h]	53.3	64.8	60.9	58.5	59.6	60.2	55.1
Top Speed [km/h]	66.8	66.4	63.2	59.9	62.1	62.2	58.0
Avg. Dist. to Rail [m]	8.1	4.4	3.1	2.1	1.7	3.4	3.6
Avg. Stride Freq. [Hz]	2.4	2.4	2.4	2.3	2.3	2.3	2.2
Avg. Stride Length [m]	6.2	7.3	7.2	7.0	7.1	7.2	6.8



- [] Ranking at each section and finish
- .-.- No data available at this section
- NA No data available



Horse/Jockey Name	Spiritual Rhythm
Final Rank	14
Fastest Section Time (Section)	0:11.09 (1200m)
Top Speed [km/h] (Section)	67.4 (1200m)
Race State	Finished



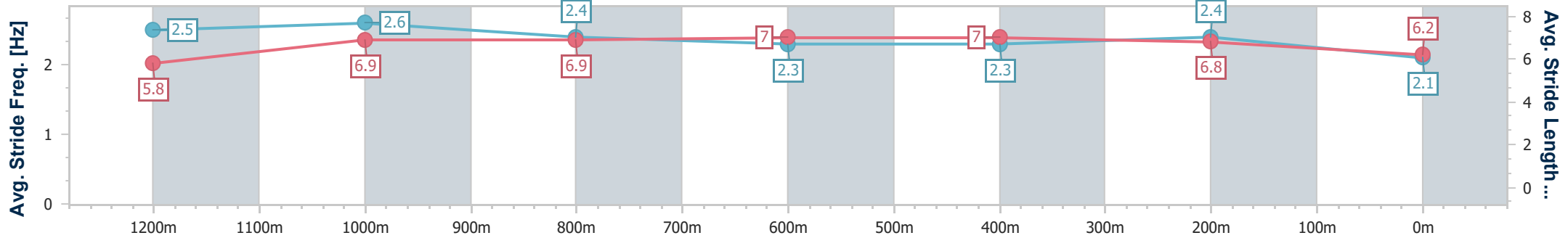
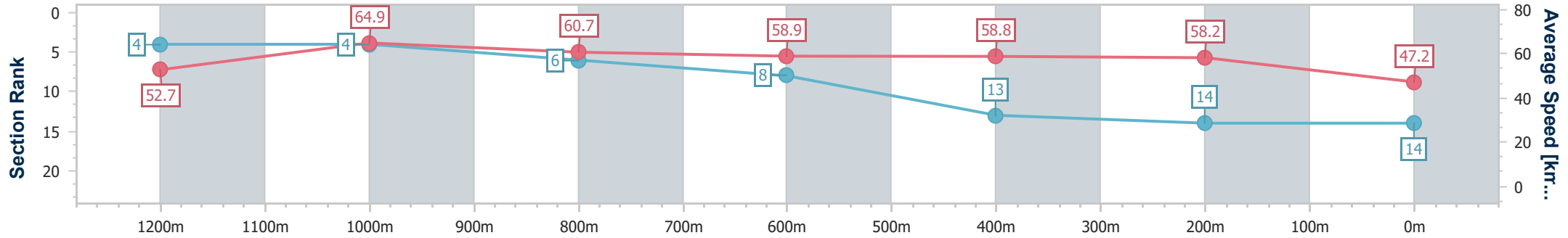
Sunshine Coast QLD Professional
Race 3: CANADIAN CLUB MAGIC MILLIONS MAIDEN PLATE - 1400m



04 January 2025 - 15:33

Track Rating: Soft 6, Weather: Fine, Rail Position: +6m Entire

Section	Overall	1200m	1000m	800m	600m	400m	200m
Section Times	1:29.38 [14] (0:13.70)	1:15.68 [4] (0:11.09)	1:04.59 [4] (0:12.00)	0:52.59 [6] (0:12.54)	0:40.05 [8] (0:12.43)	0:27.62 [13] (0:12.36)	0:15.26 [14] (0:15.26)
Average Speed [km/h]	52.7	64.9	60.7	58.9	58.8	58.2	47.2
Top Speed [km/h]	65.5	67.4	64.9	60.0	60.9	61.2	54.8
Avg. Dist. to Rail [m]	4.0	2.5	3.9	4.1	2.8	4.2	5.1
Avg. Stride Freq. [Hz]	2.5	2.6	2.4	2.3	2.3	2.4	2.1
Avg. Stride Length [m]	5.8	6.9	6.9	7.0	7.0	6.8	6.2



- [] Ranking at each section and finish
- .-.- No data available at this section
- NA No data available



Sunshine Coast QLD Professional
Race 4: MAGIC MILLIONS RISING STARS 3YO & 4YO Fillies & Mares
Class 4 Plate - 1300m
04 January 2025 - 16:08



Track Rating: Soft 6, Weather: Fine, Rail Position: +6m Entire

Section		Overall	1200m	1000m	800m	600m	400m	Last 600m				
Field Times		1:17.03 (0:07.94)	1:09.09 (0:11.21)	0:57.88 (0:11.35)	0:46.53 (0:11.77)	0:34.76 (0:11.68)	0:23.08 (0:11.40)	0:34.76				
Rank	TAB Horse/Jockey	Barrier	Top Speed [km/h]	Fastest Section	Distance Travelled [m]							
1	2 WOOLOWIN Jason Collett	2	66.4 400m	0:08.26 Overall	1:17.03 [1] (0:08.26)	1:08.77 [6] (0:11.38)	0:57.39 [6] (0:11.79)	0:45.60 [6] (0:11.65)	0:33.95 [6] (0:11.35)	0:22.60 [6] (0:10.95)	0:33.95	
2	6 INFATUATION Damian Lane	4	65.3 1200m	0:08.01 Overall	1:17.48 [2] (0:08.01)	1:09.47 [2] (0:11.14)	0:58.33 [1] (0:11.35)	0:46.98 [1] (0:11.77)	0:35.21 [1] (0:11.68)	0:23.53 [1] (0:11.40)	0:35.21	-1
3	7 UNTIL VALHALLA Blake Shinn	8	66.2 400m	0:08.52 Overall	1:17.79 [3] (0:08.52)	1:09.27 [9] (0:11.32)	0:57.95 [7] (0:11.76)	0:46.19 [7] (0:11.58)	0:34.61 [7] (0:11.37)	0:23.24 [7] (0:11.18)	0:34.61	+5
4	5 SHE MINE Taylor Marshall	3	64.6 400m	0:08.13 Overall	1:17.87 [4] (0:08.13)	1:09.74 [5] (0:11.36)	0:58.38 [5] (0:11.69)	0:46.69 [5] (0:11.67)	0:35.02 [5] (0:11.52)	0:23.50 [5] (0:11.32)	0:35.02	+3
5	13 DIDDLE DUMPLING Tyler Schiller	6	65.9 600m	0:08.35 Overall	1:17.90 [5] (0:08.35)	1:09.55 [7] (0:11.53)	0:58.02 [8] (0:11.77)	0:46.25 [8] (0:11.67)	0:34.58 [8] (0:11.26)	0:23.32 [8] (0:11.19)	0:34.58	+3
6	3 INSTAGOOD Tim Clark	9	67.1 400m	0:08.36 Overall	1:17.92 [6] (0:08.36)	1:09.56 [8] (0:11.64)	0:57.92 [9] (0:11.73)	0:46.19 [9] (0:11.64)	0:34.55 [9] (0:11.34)	0:23.21 [9] (0:11.09)	0:34.55	+6
7	4 FIELD OF MYRTLE Andrew Mallyon	7	66.5 1200m	0:08.09 Overall	1:18.28 [7] (0:08.09)	1:10.19 [4] (0:11.11)	0:59.08 [2] (0:11.39)	0:47.69 [2] (0:11.78)	0:35.91 [2] (0:11.68)	0:24.23 [2] (0:11.52)	0:35.91	+2
8	9 GOSPEL GIRL Angela Jones	5	66.1 1200m	0:08.09 Overall	1:18.34 [8] (0:08.09)	1:10.25 [3] (0:11.17)	0:59.08 [3] (0:11.57)	0:47.51 [3] (0:11.76)	0:35.75 [3] (0:11.64)	0:24.11 [3] (0:11.48)	0:35.75	+3
9	11 FREELAND Craig Williams	1	64.3 1200m	0:07.94 Overall	1:18.65 [9] (0:07.94)	1:10.71 [1] (0:11.35)	0:59.36 [4] (0:11.61)	0:47.75 [4] (0:11.83)	0:35.92 [4] (0:11.57)	0:24.35 [4] (0:11.61)	0:35.92	+0

Scratched: Llanddwyn (#1), Mishani Aloha (#8), Indubitably (#10), Arriving Home (#12)

[] Ranking at each section and finish
 -:-:- No data available at this section
 NA No data available

SCN Saddle cloth number
 DNF Did not finish
 DNT Did not track



Sunshine Coast QLD Professional
Race 4: MAGIC MILLIONS RISING STARS 3YO & 4YO Fillies & Mares
Class 4 Plate - 1300m
04 January 2025 - 16:08



Track Rating: Soft 6, Weather: Fine, Rail Position: +6m Entire

Section				200m				Last 600m	
Field Times				0:11.68				0:34.76	
				(0:11.68)					
Rank	TAB	Horse/Jockey	Barrier	Top Speed [km/h]	Fastest Section	Margin			Distance Travelled [m]
1	2	WOOLOOWIN Jason Collett	2	66.4 400m	0:08.26 Overall	0:11.65 [2] (0:11.65)	1:17.03		0:33.95
2	6	INFATUATION Damian Lane	4	65.3 1200m	0:08.01 Overall	0:12.13 [1] (0:12.13)	2.62L		0:35.21 -1
3	7	UNTIL VALHALLA Blake Shinn	8	66.2 400m	0:08.52 Overall	0:12.06 [6] (0:12.06)	4.47L		0:34.61 +5
4	5	SHE MINE Taylor Marshall	3	64.6 400m	0:08.13 Overall	0:12.18 [4] (0:12.18)	4.93L		0:35.02 +3
5	13	DIDDLE DUMPLING Tyler Schiller	6	65.9 600m	0:08.35 Overall	0:12.13 [7] (0:12.13)	5.08L		0:34.58 +3
6	3	INSTAGOOD Tim Clark	9	67.1 400m	0:08.36 Overall	0:12.12 [8] (0:12.12)	5.2L		0:34.55 +6
7	4	FIELD OF MYRTLE Andrew Mallyon	7	66.5 1200m	0:08.09 Overall	0:12.71 [3] (0:12.71)	7.32L		0:35.91 +2
8	9	GOSPEL GIRL Angela Jones	5	66.1 1200m	0:08.09 Overall	0:12.63 [5] (0:12.63)	7.67L		0:35.75 +3
9	11	FREELAND Craig Williams	1	64.3 1200m	0:07.94 Overall	0:12.74 [9] (0:12.74)	9.51L		0:35.92 +0

Scratched: Llanddwyn (#1), Mishani Aloha (#8), Indubitably (#10), Arriving Home (#12)

[] Ranking at each section and finish
 -:-:- No data available at this section
 NA No data available

SCN Saddle cloth number
 DNF Did not finish
 DNT Did not track



Horse/Jockey Name	Woollowin
Final Rank	1
Fastest Section Time (Section)	0:08.26 (Overall)
Top Speed [km/h] (Section)	66.4 (400m)
Race State	Finished



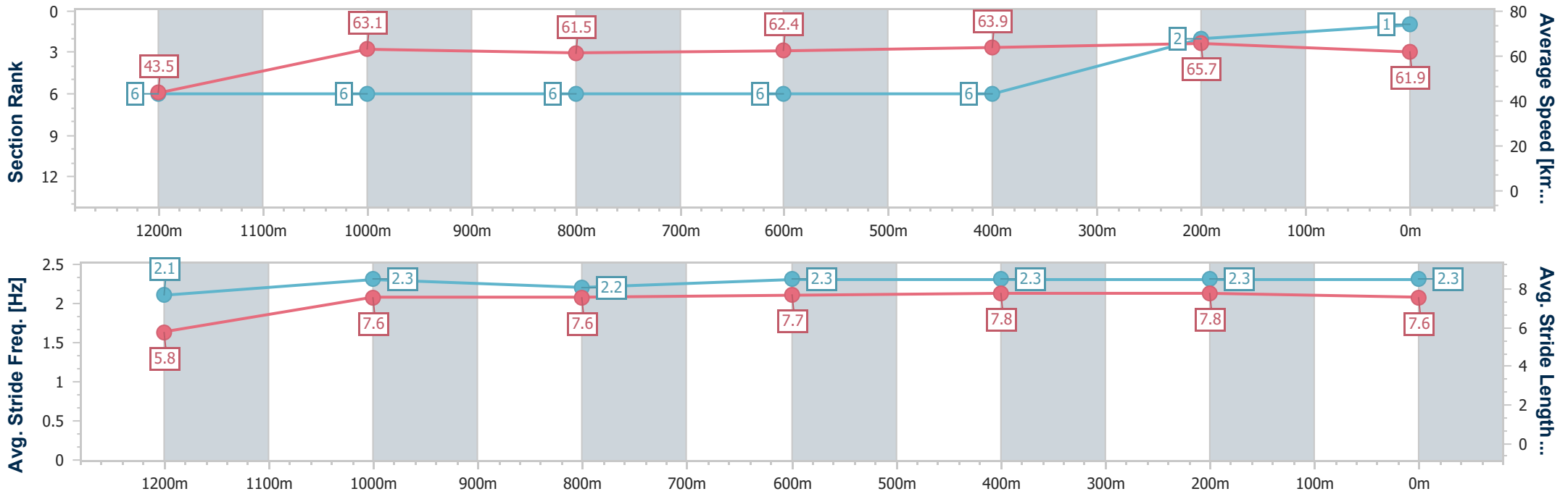
Sunshine Coast QLD Professional
 Race 4: MAGIC MILLIONS RISING STARS 3YO & 4YO Fillies & Mares Class 4 Plate - 1300m



04 January 2025 - 16:08

Track Rating: Soft 6, Weather: Fine, Rail Position: +6m Entire

Section	Overall	1200m	1000m	800m	600m	400m	200m
Section Times	1:17.03 [1] (0:08.26)	1:08.77 [6] (0:11.38)	0:57.39 [6] (0:11.79)	0:45.60 [6] (0:11.65)	0:33.95 [6] (0:11.35)	0:22.60 [6] (0:10.95)	0:11.65 [2] (0:11.65)
Average Speed [km/h]	43.5	63.1	61.5	62.4	63.9	65.7	61.9
Top Speed [km/h]	61.8	64.0	62.8	63.5	65.7	66.4	64.5
Avg. Dist. to Rail [m]	4.6	3.0	2.4	1.4	1.2	2.2	1.5
Avg. Stride Freq. [Hz]	2.1	2.3	2.2	2.3	2.3	2.3	2.3
Avg. Stride Length [m]	5.8	7.6	7.6	7.7	7.8	7.8	7.6



- [] Ranking at each section and finish
- .-.- No data available at this section
- NA No data available



Horse/Jockey Name	Infatuation
Final Rank	2
Fastest Section Time (Section)	0:08.01 (Overall)
Top Speed [km/h] (Section)	65.3 (1200m)
Race State	Finished



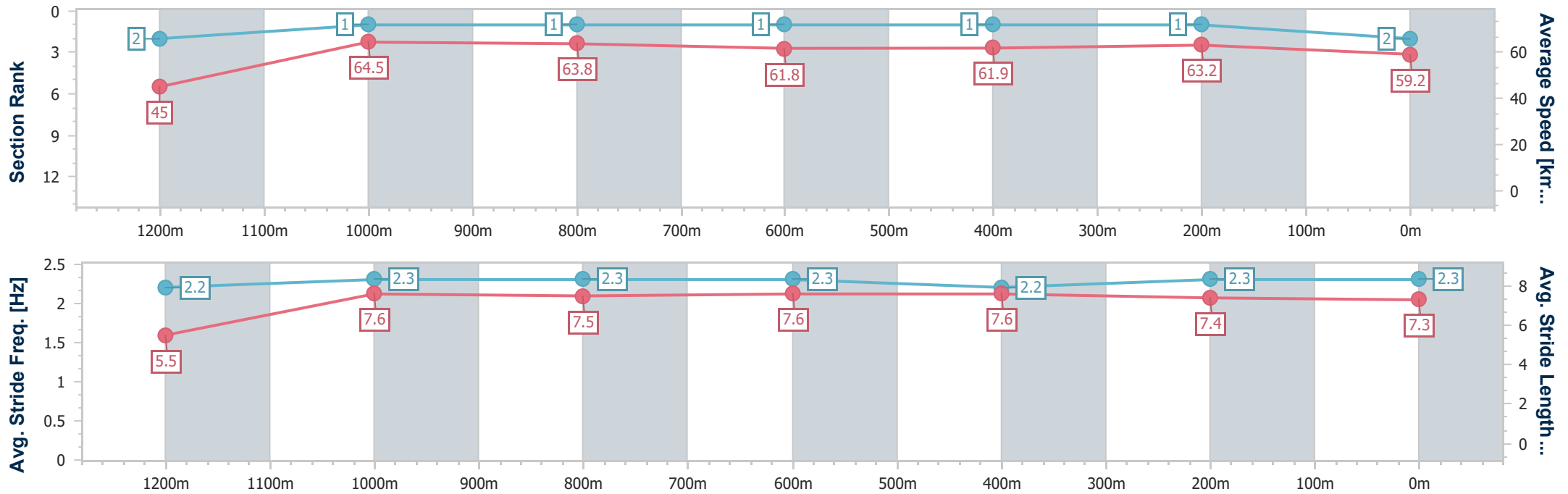
Sunshine Coast QLD Professional
 Race 4: MAGIC MILLIONS RISING STARS 3YO & 4YO Fillies & Mares Class 4 Plate - 1300m



04 January 2025 - 16:08

Track Rating: Soft 6, Weather: Fine, Rail Position: +6m Entire

Section	Overall	1200m	1000m	800m	600m	400m	200m
Section Times	1:17.48 [2] (0:08.01)	1:09.47 [2] (0:11.14)	0:58.33 [1] (0:11.35)	0:46.98 [1] (0:11.77)	0:35.21 [1] (0:11.68)	0:23.53 [1] (0:11.40)	0:12.13 [1] (0:12.13)
Average Speed [km/h]	45.0	64.5	63.8	61.8	61.9	63.2	59.2
Top Speed [km/h]	61.9	65.3	64.9	63.1	63.0	63.9	62.0
Avg. Dist. to Rail [m]	6.5	4.6	2.6	1.6	0.6	2.7	3.1
Avg. Stride Freq. [Hz]	2.2	2.3	2.3	2.3	2.2	2.3	2.3
Avg. Stride Length [m]	5.5	7.6	7.5	7.6	7.6	7.4	7.3



- [] Ranking at each section and finish
- .-.- No data available at this section
- NA No data available



Horse/Jockey Name	Until Valhalla
Final Rank	3
Fastest Section Time (Section)	0:08.52 (Overall)
Top Speed [km/h] (Section)	66.2 (400m)
Race State	Finished



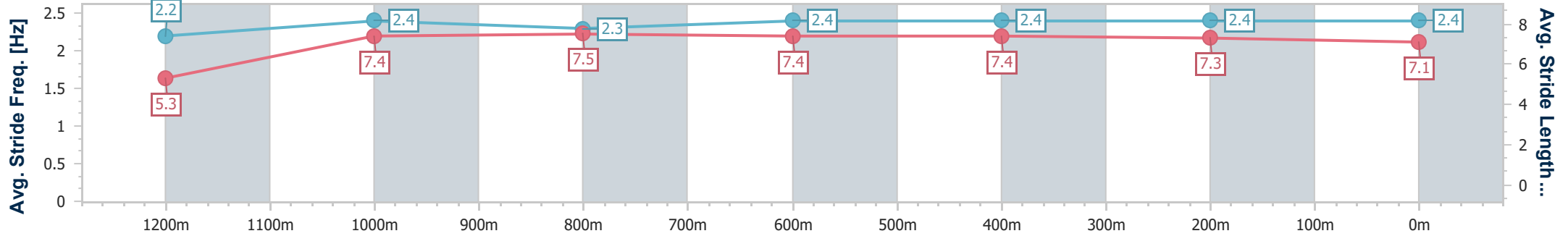
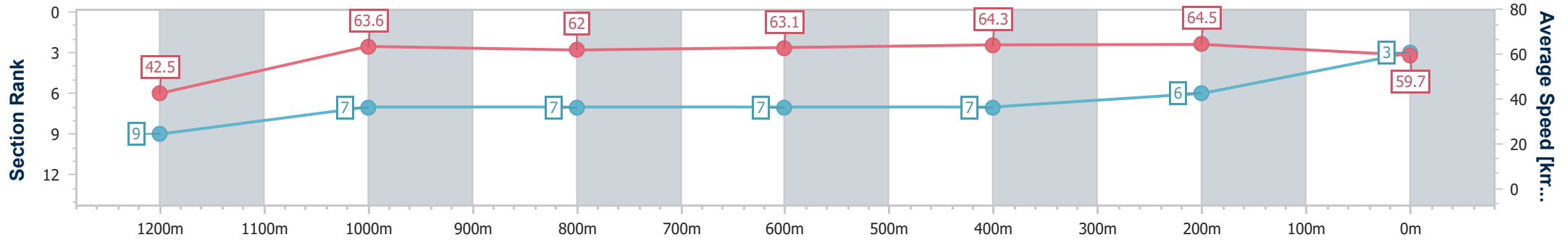
Sunshine Coast QLD Professional
 Race 4: MAGIC MILLIONS RISING STARS 3YO & 4YO Fillies & Mares Class 4 Plate - 1300m



04 January 2025 - 16:08

Track Rating: Soft 6, Weather: Fine, Rail Position: +6m Entire

Section	Overall	1200m	1000m	800m	600m	400m	200m
Section Times	1:17.79 [3] (0:08.52)	1:09.27 [9] (0:11.32)	0:57.95 [7] (0:11.76)	0:46.19 [7] (0:11.58)	0:34.61 [7] (0:11.37)	0:23.24 [7] (0:11.18)	0:12.06 [6]
Average Speed [km/h]	42.5	63.6	62.0	63.1	64.3	64.5	59.7
Top Speed [km/h]	61.0	66.0	62.9	65.2	66.1	66.2	63.0
Avg. Dist. to Rail [m]	9.8	5.4	4.3	2.4	2.8	8.7	8.1
Avg. Stride Freq. [Hz]	2.2	2.4	2.3	2.4	2.4	2.4	2.4
Avg. Stride Length [m]	5.3	7.4	7.5	7.4	7.4	7.3	7.1



- [] Ranking at each section and finish
- .-.- No data available at this section
- NA No data available



Horse/Jockey Name	She Mine
Final Rank	4
Fastest Section Time (Section)	0:08.13 (Overall)
Top Speed [km/h] (Section)	64.6 (400m)
Race State	Finished



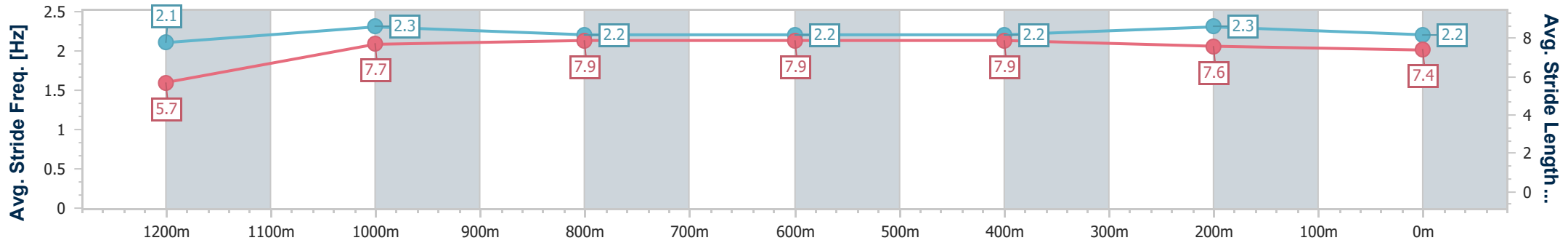
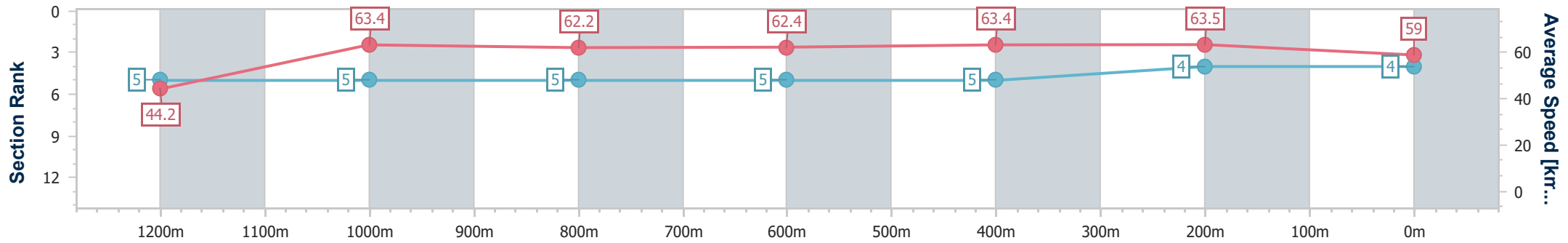
Sunshine Coast QLD Professional
 Race 4: MAGIC MILLIONS RISING STARS 3YO & 4YO Fillies & Mares Class 4 Plate - 1300m



04 January 2025 - 16:08

Track Rating: Soft 6, Weather: Fine, Rail Position: +6m Entire

Section	Overall	1200m	1000m	800m	600m	400m	200m
Section Times	1:17.87 [4] (0:08.13)	1:09.74 [5] (0:11.36)	0:58.38 [5] (0:11.69)	0:46.69 [5] (0:11.67)	0:35.02 [5] (0:11.52)	0:23.50 [5] (0:11.32)	0:12.18 [4] (0:12.18)
Average Speed [km/h]	44.2	63.4	62.2	62.4	63.4	63.5	59.0
Top Speed [km/h]	60.5	64.3	63.8	63.5	64.5	64.6	61.8
Avg. Dist. to Rail [m]	5.6	4.3	3.6	2.3	2.0	6.5	6.4
Avg. Stride Freq. [Hz]	2.1	2.3	2.2	2.2	2.2	2.3	2.2
Avg. Stride Length [m]	5.7	7.7	7.9	7.9	7.9	7.6	7.4



- [] Ranking at each section and finish
- .-.- No data available at this section
- NA No data available



Horse/Jockey Name	Diddle Dumpling
Final Rank	5
Fastest Section Time (Section)	0:08.35 (Overall)
Top Speed [km/h] (Section)	65.9 (600m)
Race State	Finished



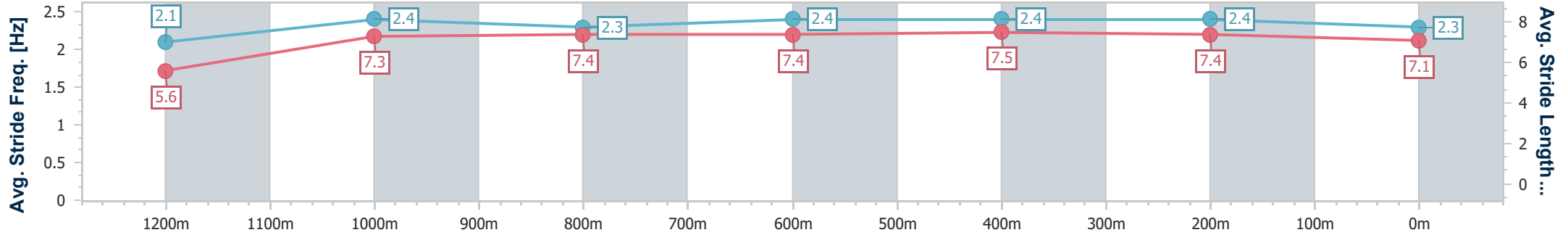
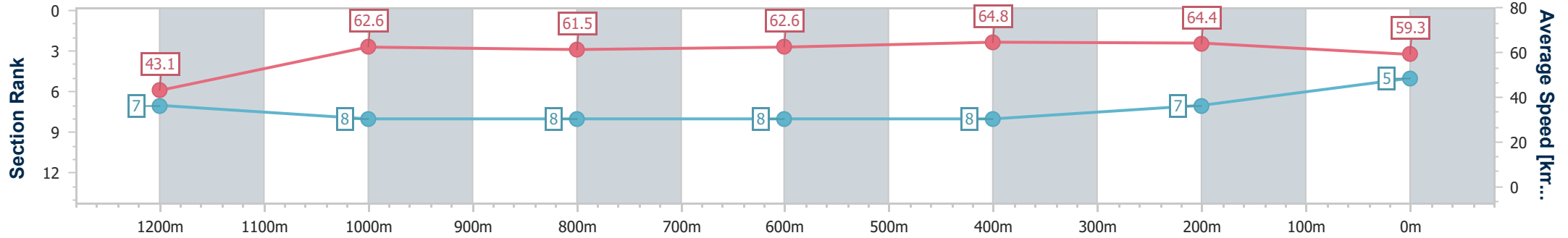
Sunshine Coast QLD Professional
 Race 4: MAGIC MILLIONS RISING STARS 3YO & 4YO Fillies & Mares Class 4 Plate - 1300m



04 January 2025 - 16:08

Track Rating: Soft 6, Weather: Fine, Rail Position: +6m Entire

Section	Overall	1200m	1000m	800m	600m	400m	200m
Section Times	1:17.90 [5] (0:08.35)	1:09.55 [7] (0:11.53)	0:58.02 [8] (0:11.77)	0:46.25 [8] (0:11.67)	0:34.58 [8] (0:11.26)	0:23.32 [8] (0:11.19)	0:12.13 [7] (0:12.13)
Average Speed [km/h]	43.1	62.6	61.5	62.6	64.8	64.4	59.3
Top Speed [km/h]	62.1	64.1	62.3	64.8	65.9	65.5	62.1
Avg. Dist. to Rail [m]	8.6	4.6	2.8	2.5	2.5	7.2	6.3
Avg. Stride Freq. [Hz]	2.1	2.4	2.3	2.4	2.4	2.4	2.3
Avg. Stride Length [m]	5.6	7.3	7.4	7.4	7.5	7.4	7.1



- [] Ranking at each section and finish
- .-.- No data available at this section
- NA No data available



Horse/Jockey Name	Instagood
Final Rank	6
Fastest Section Time (Section)	0:08.36 (Overall)
Top Speed [km/h] (Section)	67.1 (400m)
Race State	Finished



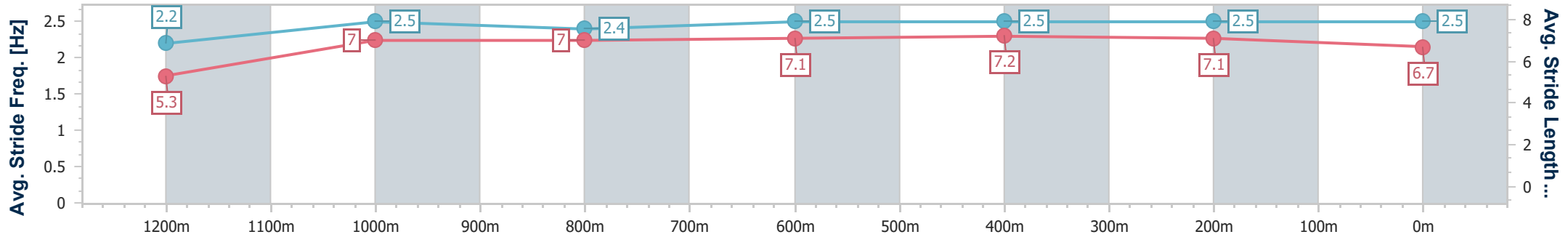
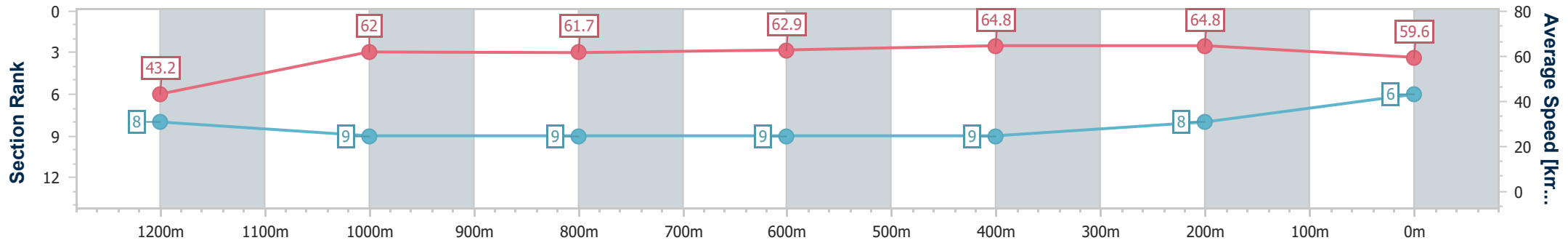
Sunshine Coast QLD Professional
 Race 4: MAGIC MILLIONS RISING STARS 3YO & 4YO Fillies & Mares Class 4 Plate - 1300m



04 January 2025 - 16:08

Track Rating: Soft 6, Weather: Fine, Rail Position: +6m Entire

Section	Overall	1200m	1000m	800m	600m	400m	200m
Section Times	1:17.92 [6] (0:08.36)	1:09.56 [8] (0:11.64)	0:57.92 [9] (0:11.73)	0:46.19 [9] (0:11.64)	0:34.55 [9] (0:11.34)	0:23.21 [9] (0:11.09)	0:12.12 [8] (0:12.12)
Average Speed [km/h]	43.2	62.0	61.7	62.9	64.8	64.8	59.6
Top Speed [km/h]	59.4	63.2	62.7	65.5	65.6	67.1	63.6
Avg. Dist. to Rail [m]	11.1	6.0	3.6	2.6	3.5	10.5	10.6
Avg. Stride Freq. [Hz]	2.2	2.5	2.4	2.5	2.5	2.5	2.5
Avg. Stride Length [m]	5.3	7.0	7.0	7.1	7.2	7.1	6.7



- [] Ranking at each section and finish
- .-.- No data available at this section
- NA No data available



Horse/Jockey Name	Field Of Myrtle
Final Rank	7
Fastest Section Time (Section)	0:08.09 (Overall)
Top Speed [km/h] (Section)	66.5 (1200m)
Race State	Finished



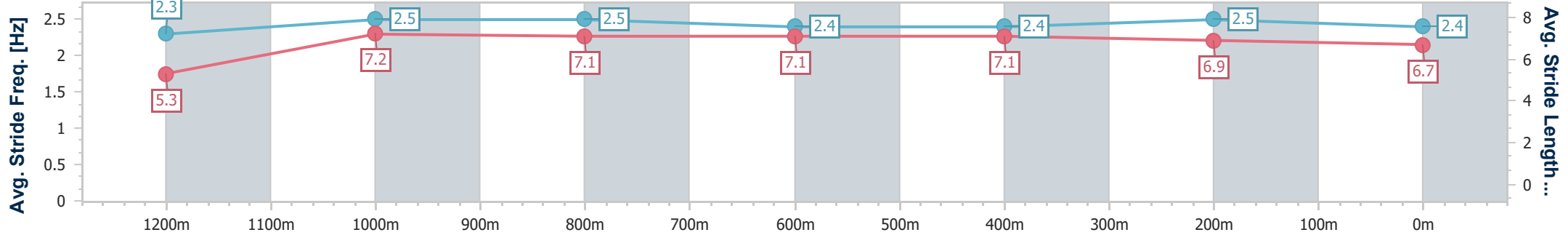
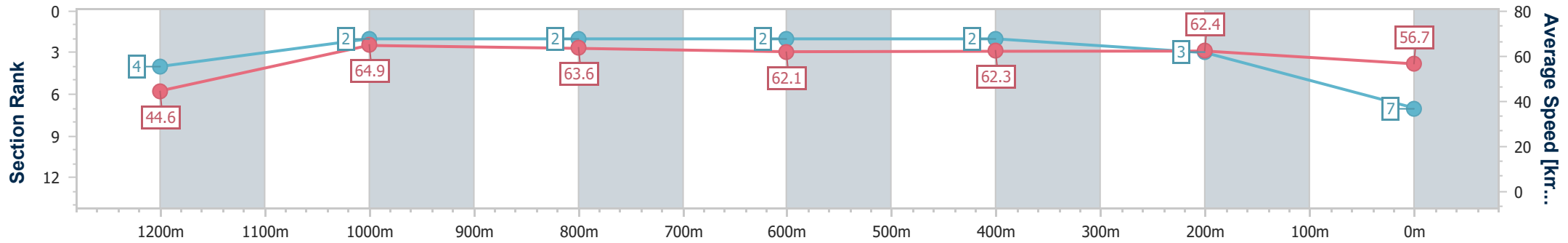
Sunshine Coast QLD Professional
 Race 4: MAGIC MILLIONS RISING STARS 3YO & 4YO Fillies & Mares Class 4 Plate - 1300m



04 January 2025 - 16:08

Track Rating: Soft 6, Weather: Fine, Rail Position: +6m Entire

Section	Overall	1200m	1000m	800m	600m	400m	200m
Section Times	1:18.28 [7] (0:08.09)	1:10.19 [4] (0:11.11)	0:59.08 [2] (0:11.39)	0:47.69 [2] (0:11.78)	0:35.91 [2] (0:11.68)	0:24.23 [2] (0:11.52)	0:12.71 [3] (0:12.71)
Average Speed [km/h]	44.6	64.9	63.6	62.1	62.3	62.4	56.7
Top Speed [km/h]	62.6	66.5	65.9	62.7	62.9	64.0	59.9
Avg. Dist. to Rail [m]	9.2	6.4	3.9	2.5	1.3	4.5	4.9
Avg. Stride Freq. [Hz]	2.3	2.5	2.5	2.4	2.4	2.5	2.4
Avg. Stride Length [m]	5.3	7.2	7.1	7.1	7.1	6.9	6.7



- [] Ranking at each section and finish
- .-.- No data available at this section
- NA No data available



Horse/Jockey Name	Gospel Girl
Final Rank	8
Fastest Section Time (Section)	0:08.09 (Overall)
Top Speed [km/h] (Section)	66.1 (1200m)
Race State	Finished



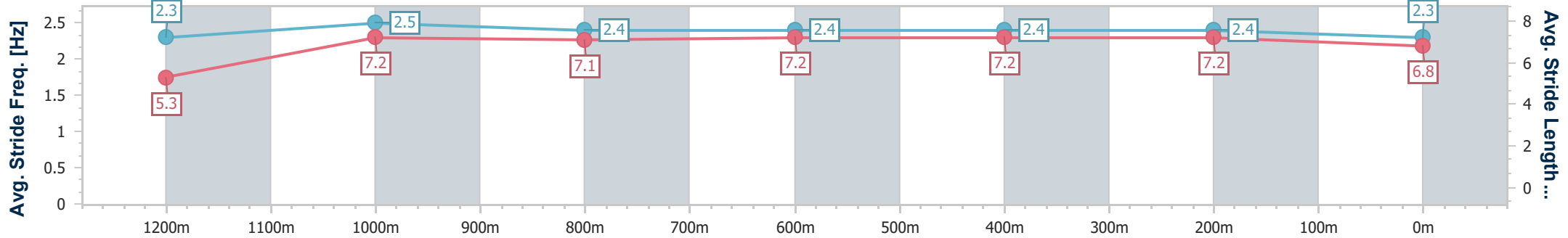
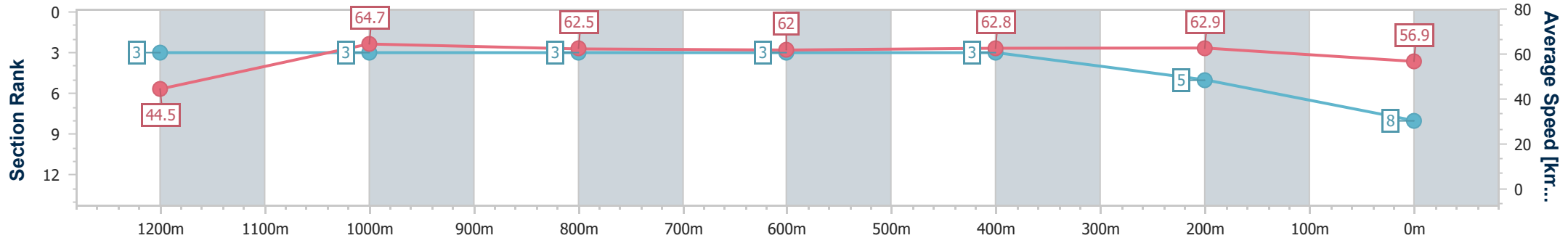
Sunshine Coast QLD Professional
 Race 4: MAGIC MILLIONS RISING STARS 3YO & 4YO Fillies & Mares Class 4 Plate - 1300m



04 January 2025 - 16:08

Track Rating: Soft 6, Weather: Fine, Rail Position: +6m Entire

Section	Overall	1200m	1000m	800m	600m	400m	200m
Section Times	1:18.34 [8] (0:08.09)	1:10.25 [3] (0:11.17)	0:59.08 [3] (0:11.57)	0:47.51 [3] (0:11.76)	0:35.75 [3] (0:11.64)	0:24.11 [3] (0:11.48)	0:12.63 [5] (0:12.63)
Average Speed [km/h]	44.5	64.7	62.5	62.0	62.8	62.9	56.9
Top Speed [km/h]	61.8	66.1	64.4	62.9	63.7	64.1	61.0
Avg. Dist. to Rail [m]	7.2	4.6	2.5	2.3	2.4	5.8	6.3
Avg. Stride Freq. [Hz]	2.3	2.5	2.4	2.4	2.4	2.4	2.3
Avg. Stride Length [m]	5.3	7.2	7.1	7.2	7.2	7.2	6.8



- [] Ranking at each section and finish
- .-.- No data available at this section
- NA No data available



Horse/Jockey Name	Freeland
Final Rank	9
Fastest Section Time (Section)	0:07.94 (Overall)
Top Speed [km/h] (Section)	64.3 (1200m)
Race State	Finished



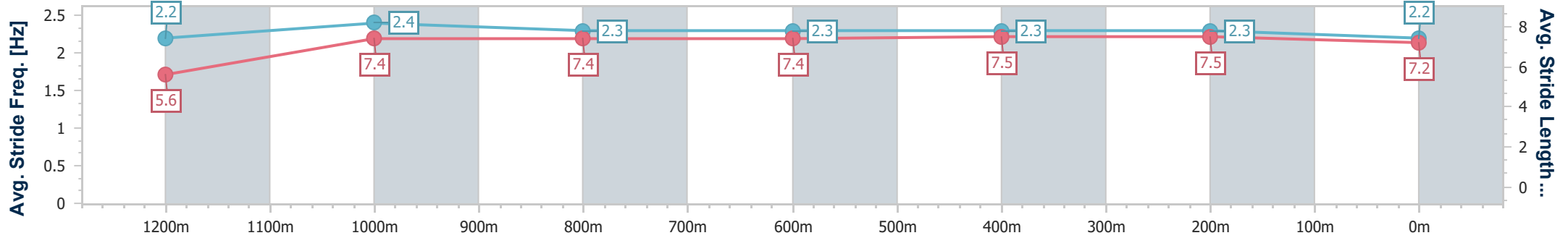
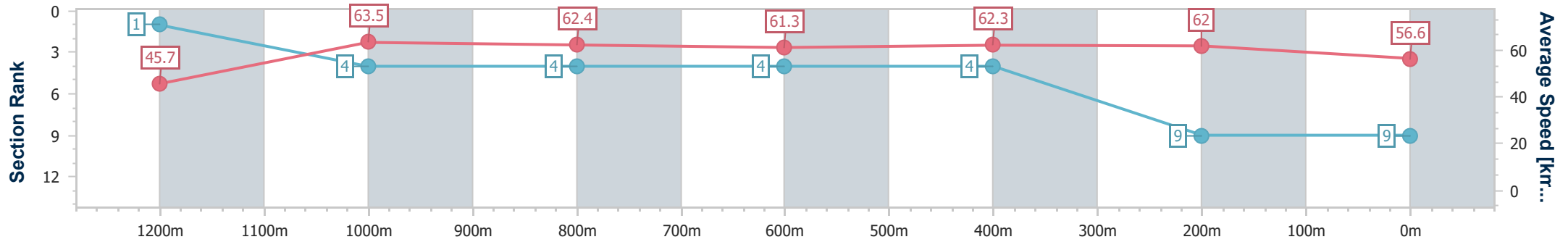
Sunshine Coast QLD Professional
 Race 4: MAGIC MILLIONS RISING STARS 3YO & 4YO Fillies & Mares Class 4 Plate - 1300m



04 January 2025 - 16:08

Track Rating: Soft 6, Weather: Fine, Rail Position: +6m Entire

Section	Overall	1200m	1000m	800m	600m	400m	200m
Section Times	1:18.65 [9] (0:07.94)	1:10.71 [1] (0:11.35)	0:59.36 [4] (0:11.61)	0:47.75 [4] (0:11.83)	0:35.92 [4] (0:11.57)	0:24.35 [4] (0:11.61)	0:12.74 [9] (0:12.74)
Average Speed [km/h]	45.7	63.5	62.4	61.3	62.3	62.0	56.6
Top Speed [km/h]	62.1	64.3	63.7	62.4	63.0	63.7	60.0
Avg. Dist. to Rail [m]	3.7	3.5	2.7	1.9	0.4	1.6	2.5
Avg. Stride Freq. [Hz]	2.2	2.4	2.3	2.3	2.3	2.3	2.2
Avg. Stride Length [m]	5.6	7.4	7.4	7.4	7.5	7.5	7.2



- [] Ranking at each section and finish
- .-.- No data available at this section
- NA No data available



Sunshine Coast QLD Professional
Race 5: MAGIC MILLIONS RISING STARS 3YO & 4YO Colts, Geldings & Entires Class 4 Plate - 1300m
04 January 2025 - 16:49



Track Rating: Soft 6, Weather: Fine, Rail Position: +6m Entire

Section		Overall	1200m	1000m	800m	600m	400m	Last 600m				
Field Times		1:17.67 (0:08.11)	1:09.56 (0:11.01)	0:58.55 (0:11.51)	0:47.04 (0:11.97)	0:35.07 (0:11.83)	0:23.24 (0:11.49)	0:35.07				
Rank	TAB Horse/Jockey	Barrier	Top Speed [km/h]	Fastest Section	Distance Travelled [m]							
1	4 REDFORD Kyle Wilson-Taylor	13	66.6 400m	0:08.70 Overall	1:17.67 [1] (0:08.70)	1:08.97 [12] (0:11.32)	0:57.65 [9] (0:11.68)	0:45.97 [8] (0:11.92)	0:34.05 [8] (0:11.40)	0:22.65 [7] (0:10.98)	0:34.05	
2	9 MORAVIA Blake Shinn	2	65.1 1200m	0:08.11 Overall	1:17.74 [2] (0:08.11)	1:09.63 [1] (0:11.28)	0:58.35 [4] (0:11.54)	0:46.81 [4] (0:11.95)	0:34.86 [2] (0:11.68)	0:23.18 [2] (0:11.36)	0:34.86 +2	
3	17 BOOMTOWN BOSS Tyler Schiller	11	66.9 400m	0:08.45 Overall	1:18.37 [3] (0:08.45)	1:09.92 [9] (0:12.04)	0:57.88 [12] (0:11.91)	0:45.97 [12] (0:11.81)	0:34.16 [12] (0:11.44)	0:22.72 [12] (0:10.97)	0:34.16 +4	
4	15 HEMAN Nikita Beriman	6	65.2 400m	0:08.37 Overall	1:18.42 [4] (0:08.37)	1:10.05 [7] (0:11.56)	0:58.49 [8] (0:11.78)	0:46.71 [9] (0:11.98)	0:34.73 [9] (0:11.59)	0:23.14 [9] (0:11.19)	0:34.73 +4	
5	16 KEENAN Tim Clark	3	66.9 1200m	0:08.13 Overall	1:18.42 [5] (0:08.13)	1:10.29 [2] (0:10.99)	0:59.30 [1] (0:11.51)	0:47.79 [1] (0:11.97)	0:35.82 [1] (0:11.83)	0:23.99 [1] (0:11.69)	0:35.82 +1	
6	3 DEEP RESPECT Regan Bayliss	9	65.0 400m	0:08.68 Overall	1:18.44 [6] (0:08.68)	1:09.76 [11] (0:11.60)	0:58.16 [11] (0:11.74)	0:46.42 [11] (0:11.85)	0:34.57 [10] (0:11.43)	0:23.14 [10] (0:11.20)	0:34.57 +1	
7	11 TANNENBURG Jason Collett	1	65.3 1200m	0:08.47 Overall	1:18.51 [7] (0:08.47)	1:10.04 [10] (0:11.26)	0:58.78 [6] (0:11.72)	0:47.06 [6] (0:12.00)	0:35.06 [6] (0:11.44)	0:23.62 [5] (0:11.41)	0:35.06 +1	
8	1 CUNNAMULLA FELLA Mark Du Plessis	7	64.3 400m	0:08.35 Overall	1:18.70 [8] (0:08.35)	1:10.35 [6] (0:11.79)	0:58.56 [10] (0:11.81)	0:46.75 [10] (0:11.96)	0:34.79 [11] (0:11.59)	0:23.20 [11] (0:11.32)	0:34.79 +4	
9	13 ASTRA STAR Vlad Duric	10	65.3 1200m	0:08.30 Overall	1:18.84 [9] (0:08.30)	1:10.54 [5] (0:11.26)	0:59.28 [5] (0:11.86)	0:47.42 [5] (0:11.93)	0:35.49 [5] (0:11.58)	0:23.91 [6] (0:11.53)	0:35.49 +3	
10	7 MICKEY'S MEDAL Chad Schofield	5	65.7 600m	0:08.41 Overall	1:19.08 [10] (0:08.41)	1:10.67 [8] (0:11.34)	0:59.33 [7] (0:11.81)	0:47.52 [7] (0:11.94)	0:35.58 [7] (0:11.61)	0:23.97 [8] (0:11.51)	0:35.58 +6	

Scratched: Metaphorically (#18), Blitzum (#19), Taltarni Fields (#5), Bandasha (#8), Getafix (#14), Tuff Tu Mus (#6), Addriel (#2)

[] Ranking at each section and finish
 -:-:- No data available at this section
 NA No data available

SCN Saddle cloth number
 DNF Did not finish
 DNT Did not track



Sunshine Coast QLD Professional
Race 5: MAGIC MILLIONS RISING STARS 3YO & 4YO Colts, Geldings & Entires Class 4 Plate - 1300m
04 January 2025 - 16:49



Track Rating: Soft 6, Weather: Fine, Rail Position: +6m Entire

Section	Overall	1200m	1000m	800m	600m	400m	Last 600m
Field Times	1:17.67 (0:08.11)	1:09.56 (0:11.01)	0:58.55 (0:11.51)	0:47.04 (0:11.97)	0:35.07 (0:11.83)	0:23.24 (0:11.49)	0:35.07

Rank	TAB	Horse/Jockey	Barrier	Top Speed [km/h]	Fastest Section	Overall	1200m	1000m	800m	600m	400m	Last 600m	Distance Travelled [m]
11	12	LIETUVA Damien Thornton	4	65.6 1200m	0:08.13 Overall	1:19.30 [11] (0:08.13)	1:11.17 [3] (0:11.12)	1:00.05 [2] (0:11.68)	0:48.37 [3] (0:12.03)	0:36.34 [4] (0:11.80)	0:24.54 [4] (0:11.57)	0:36.34	+5
12	10	RAVENCLAW Damian Lane	8	66.3 1200m	0:08.17 Overall	1:20.02 [12] (0:08.17)	1:11.85 [4] (0:11.09)	1:00.76 [3] (0:11.59)	0:49.17 [2] (0:12.03)	0:37.14 [3] (0:11.83)	0:25.31 [3] (0:11.81)	0:37.14	+5

Scratched: Metaphorically (#18), Blitzum (#19), Taltarni Fields (#5), Bandasha (#8), Getafix (#14), Tuff Tu Mus (#6), Addriel (#2)

[] Ranking at each section and finish
 -:-:- No data available at this section
 NA No data available
 SCN Saddle cloth number
 DNF Did not finish
 DNT Did not track



Sunshine Coast QLD Professional
Race 5: MAGIC MILLIONS RISING STARS 3YO & 4YO Colts, Geldings & Entires Class 4 Plate - 1300m
04 January 2025 - 16:49



Track Rating: Soft 6, Weather: Fine, Rail Position: +6m Entire

Section				200m				Last 600m	
Field Times				0:11.75 (0:11.75)				0:35.07	
Rank	TAB	Horse/Jockey	Barrier	Top Speed [km/h]	Fastest Section	Margin			Distance Travelled [m]
1	4	REDFORD Kyle Wilson-Taylor	13	66.6 400m	0:08.70 Overall	0:11.67 [2] (0:11.67)	1:17.67		0:34.05
2	9	MORAVIA Blake Shinn	2	65.1 1200m	0:08.11 Overall	0:11.82 [1] (0:11.82)	0.38L		0:34.86 +2
3	17	BOOMTOWN BOSS Tyler Schiller	11	66.9 400m	0:08.45 Overall	0:11.75 [11] (0:11.75)	4.06L		0:34.16 +4
4	15	HEMAN Nikita Beriman	6	65.2 400m	0:08.37 Overall	0:11.95 [7] (0:11.95)	4.39L		0:34.73 +4
5	16	KEENAN Tim Clark	3	66.9 1200m	0:08.13 Overall	0:12.30 [3] (0:12.30)	4.4L		0:35.82 +1
6	3	DEEP RESPECT Regan Bayliss	9	65.0 400m	0:08.68 Overall	0:11.94 [8] (0:11.94)	4.53L		0:34.57 +1
7	11	TANNENBURG Jason Collett	1	65.3 1200m	0:08.47 Overall	0:12.21 [4] (0:12.21)	4.9L		0:35.06 +1
8	1	CUNNAMULLA FELLA Mark Du Plessis	7	64.3 400m	0:08.35 Overall	0:11.88 [12] (0:11.88)	6.04L		0:34.79 +4
9	13	ASTRA STAR Vlad Duric	10	65.3 1200m	0:08.30 Overall	0:12.38 [6] (0:12.38)	6.84L		0:35.49 +3
10	7	MICKEY'S MEDAL Chad Schofield	5	65.7 600m	0:08.41 Overall	0:12.46 [10] (0:12.46)	8.28L		0:35.58 +6

Scratched: Metaphorically (#18), Blitzum (#19), Taltarni Fields (#5), Bandasha (#8), Getafix (#14), Tuff Tu Mus (#6), Addriel (#2)

[] Ranking at each section and finish
 -:-:- No data available at this section
 NA No data available

SCN Saddle cloth number
 DNF Did not finish
 DNT Did not track



Sunshine Coast QLD Professional
Race 5: MAGIC MILLIONS RISING STARS 3YO & 4YO Colts, Geldings & Entire Class 4 Plate - 1300m
04 January 2025 - 16:49



Track Rating: Soft 6, Weather: Fine, Rail Position: +6m Entire

Section				200m				Last 600m		
Field Times				0:11.75 (0:11.75)				0:35.07		
Rank	TAB	Horse/Jockey	Barrier	Top Speed [km/h]	Fastest Section	Margin			Distance Travelled [m]	
11	12	LIETUVA	4	65.6	0:08.13	0:12.97 [5]	9.59L		0:36.34	+5
		Damien Thornton		1200m	Overall	(0:12.97)				
12	10	RAVENCLAW	8	66.3	0:08.17	0:13.50 [9]	13.79L		0:37.14	+5
		Damian Lane		1200m	Overall	(0:13.50)				

Scratched: Metaphorically (#18), Blitzum (#19), Taltarni Fields (#5), Bandasha (#8), Getafix (#14), Tuff Tu Mus (#6), Addriel (#2)

[] Ranking at each section and finish
 -:-:-:- No data available at this section
 NA No data available

SCN Saddle cloth number
 DNF Did not finish
 DNT Did not track



Horse/Jockey Name	Redford
Final Rank	1
Fastest Section Time (Section)	0:08.70 (Overall)
Top Speed [km/h] (Section)	66.6 (400m)
Race State	Finished



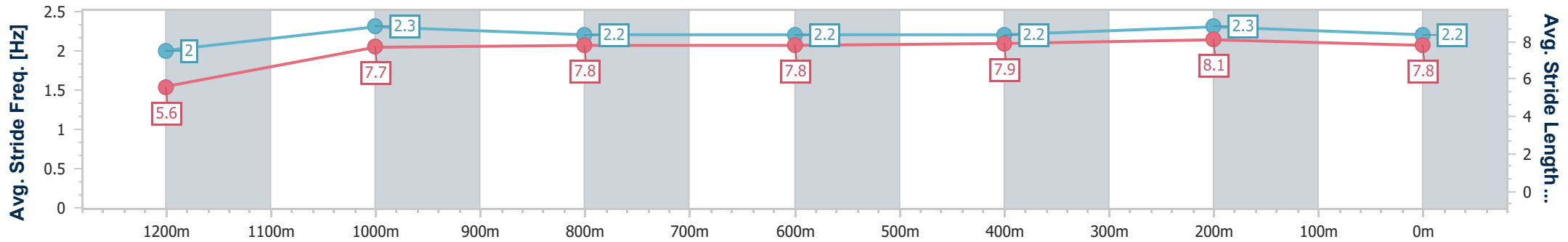
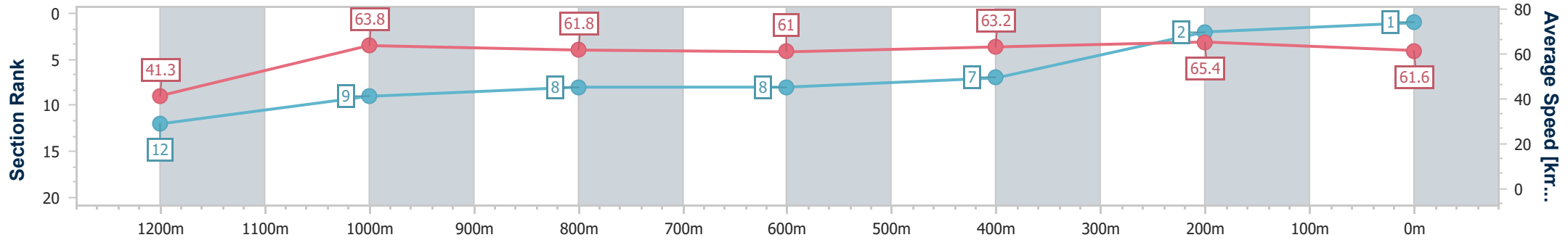
Sunshine Coast QLD Professional
 Race 5: MAGIC MILLIONS RISING STARS 3YO & 4YO Colts,
 Geldings & Entires Class 4 Plate - 1300m



04 January 2025 - 16:49

Track Rating: Soft 6, Weather: Fine, Rail Position: +6m Entire

Section	Overall	1200m	1000m	800m	600m	400m	200m
Section Times	1:17.67 [1] (0:08.70)	1:08.97 [12] (0:11.32)	0:57.65 [9] (0:11.68)	0:45.97 [8] (0:11.92)	0:34.05 [8] (0:11.40)	0:22.65 [7] (0:10.98)	0:11.67 [2] (0:11.67)
Average Speed [km/h]	41.3	63.8	61.8	61.0	63.2	65.4	61.6
Top Speed [km/h]	58.4	65.7	63.3	62.5	65.1	66.6	63.7
Avg. Dist. to Rail [m]	12.9	4.8	2.2	1.1	0.3	2.3	1.8
Avg. Stride Freq. [Hz]	2.0	2.3	2.2	2.2	2.2	2.3	2.2
Avg. Stride Length [m]	5.6	7.7	7.8	7.8	7.9	8.1	7.8



- [] Ranking at each section and finish
- .-.- No data available at this section
- NA No data available



Horse/Jockey Name	Moravia
Final Rank	2
Fastest Section Time (Section)	0:08.11 (Overall)
Top Speed [km/h] (Section)	65.1 (1200m)
Race State	Finished



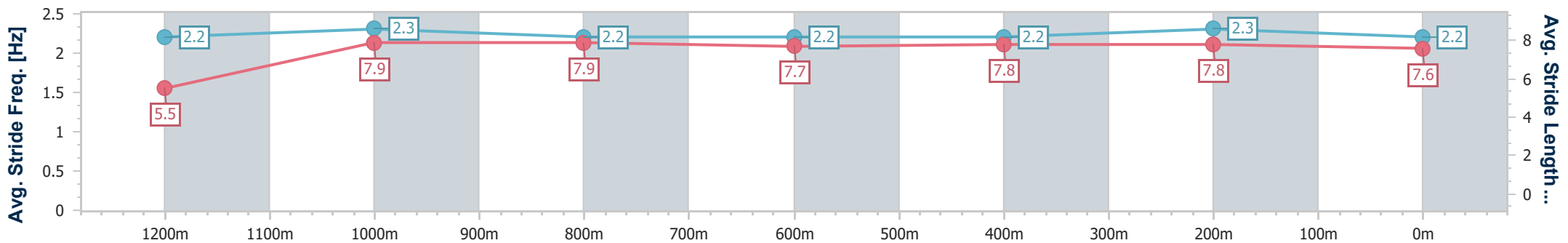
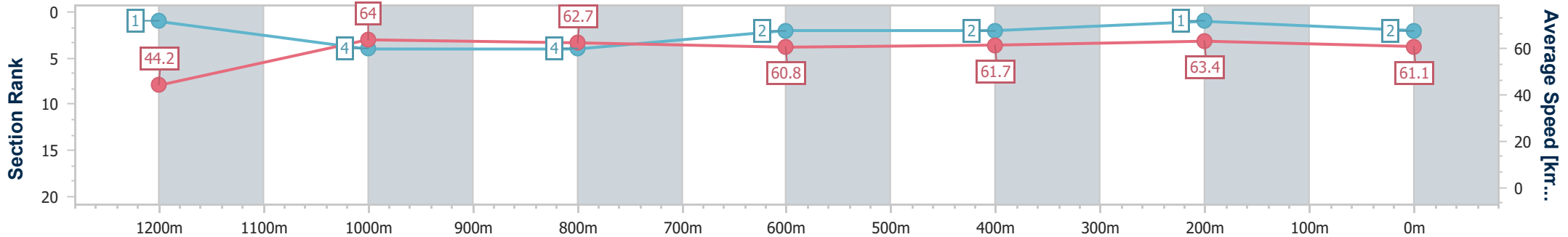
Sunshine Coast QLD Professional
 Race 5: MAGIC MILLIONS RISING STARS 3YO & 4YO Colts,
 Geldings & Entires Class 4 Plate - 1300m



04 January 2025 - 16:49

Track Rating: Soft 6, Weather: Fine, Rail Position: +6m Entire

Section	Overall	1200m	1000m	800m	600m	400m	200m
Section Times	1:17.74 [2] (0:08.11)	1:09.63 [1] (0:11.28)	0:58.35 [4] (0:11.54)	0:46.81 [4] (0:11.95)	0:34.86 [2] (0:11.68)	0:23.18 [2] (0:11.36)	0:11.82 [1] (0:11.82)
Average Speed [km/h]	44.2	64.0	62.7	60.8	61.7	63.4	61.1
Top Speed [km/h]	60.8	65.1	64.7	61.5	63.6	63.9	62.7
Avg. Dist. to Rail [m]	4.5	3.7	2.3	1.3	0.7	2.1	0.6
Avg. Stride Freq. [Hz]	2.2	2.3	2.2	2.2	2.2	2.3	2.2
Avg. Stride Length [m]	5.5	7.9	7.9	7.7	7.8	7.8	7.6



- [] Ranking at each section and finish
- .-.- No data available at this section
- NA No data available



Horse/Jockey Name	Boomtown Boss
Final Rank	3
Fastest Section Time (Section)	0:08.45 (Overall)
Top Speed [km/h] (Section)	66.9 (400m)
Race State	Finished



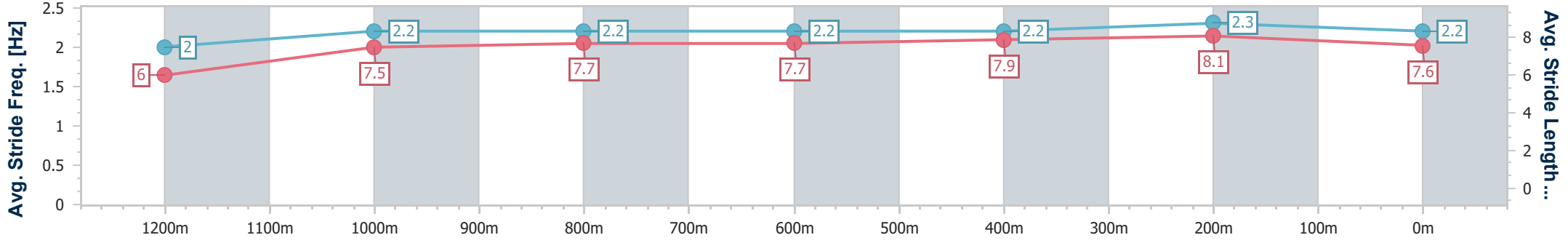
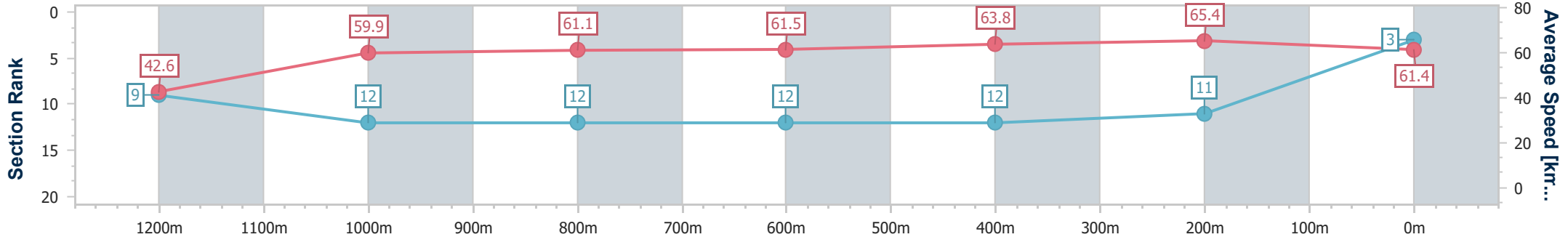
Sunshine Coast QLD Professional
 Race 5: MAGIC MILLIONS RISING STARS 3YO & 4YO Colts,
 Geldings & Entires Class 4 Plate - 1300m



04 January 2025 - 16:49

Track Rating: Soft 6, Weather: Fine, Rail Position: +6m Entire

Section	Overall	1200m	1000m	800m	600m	400m	200m
Section Times	1:18.37 [3] (0:08.45)	1:09.92 [9] (0:12.04)	0:57.88 [12] (0:11.91)	0:45.97 [12] (0:11.81)	0:34.16 [12] (0:11.44)	0:22.72 [12] (0:10.97)	0:11.75 [11] (0:11.75)
Average Speed [km/h]	42.6	59.9	61.1	61.5	63.8	65.4	61.4
Top Speed [km/h]	58.4	60.6	62.1	63.7	65.1	66.9	63.7
Avg. Dist. to Rail [m]	12.5	7.5	3.3	1.5	2.3	6.4	6.9
Avg. Stride Freq. [Hz]	2.0	2.2	2.2	2.2	2.2	2.3	2.2
Avg. Stride Length [m]	6.0	7.5	7.7	7.7	7.9	8.1	7.6



- [] Ranking at each section and finish
- .-.- No data available at this section
- NA No data available



Horse/Jockey Name	Heman
Final Rank	4
Fastest Section Time (Section)	0:08.37 (Overall)
Top Speed [km/h] (Section)	65.2 (400m)
Race State	Finished



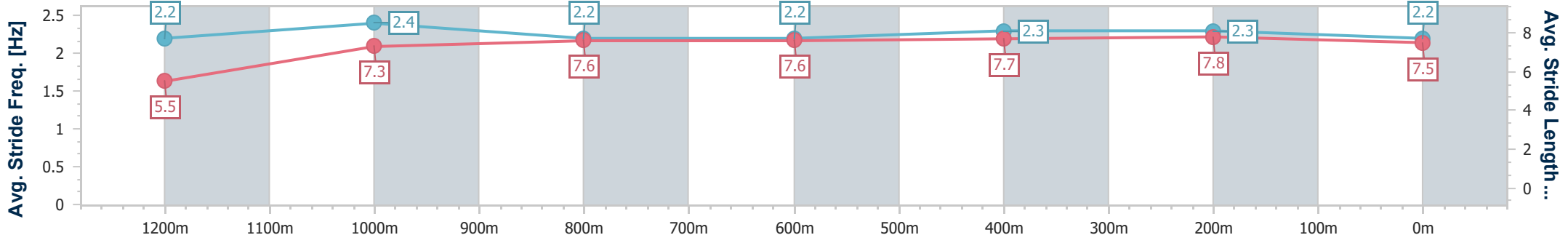
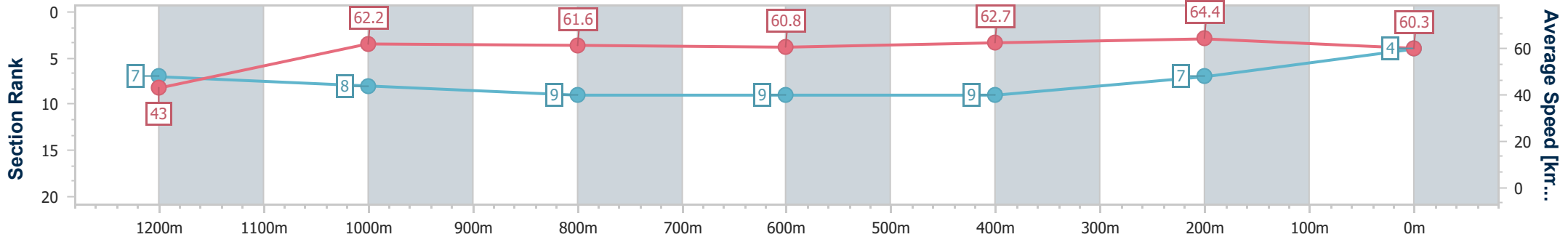
Sunshine Coast QLD Professional
 Race 5: MAGIC MILLIONS RISING STARS 3YO & 4YO Colts,
 Geldings & Entires Class 4 Plate - 1300m



04 January 2025 - 16:49

Track Rating: Soft 6, Weather: Fine, Rail Position: +6m Entire

Section	Overall	1200m	1000m	800m	600m	400m	200m
Section Times	1:18.42 [4] (0:08.37)	1:10.05 [7] (0:11.56)	0:58.49 [8] (0:11.78)	0:46.71 [9] (0:11.98)	0:34.73 [9] (0:11.59)	0:23.14 [9] (0:11.19)	0:11.95 [7] (0:11.95)
Average Speed [km/h]	43.0	62.2	61.6	60.8	62.7	64.4	60.3
Top Speed [km/h]	59.0	63.1	62.8	62.8	65.0	65.2	62.3
Avg. Dist. to Rail [m]	8.2	5.6	3.3	2.2	1.5	2.6	3.3
Avg. Stride Freq. [Hz]	2.2	2.4	2.2	2.2	2.3	2.3	2.2
Avg. Stride Length [m]	5.5	7.3	7.6	7.6	7.7	7.8	7.5



- [] Ranking at each section and finish
- .-.- No data available at this section
- NA No data available



Horse/Jockey Name	Keenan
Final Rank	5
Fastest Section Time (Section)	0:08.13 (Overall)
Top Speed [km/h] (Section)	66.9 (1200m)
Race State	Finished



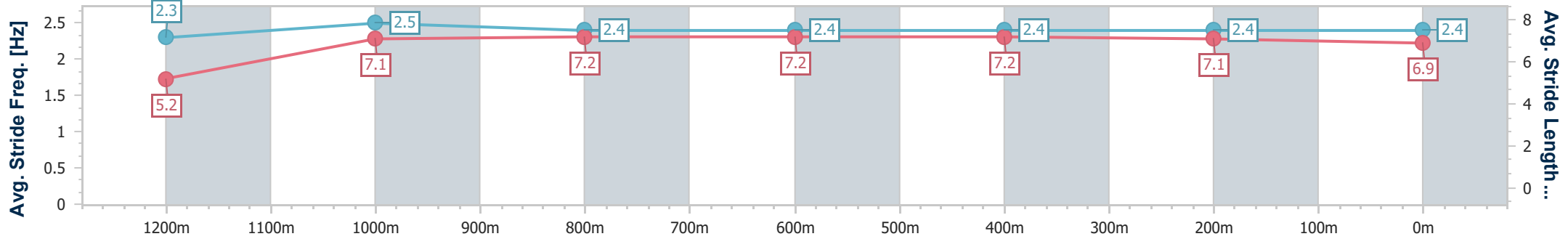
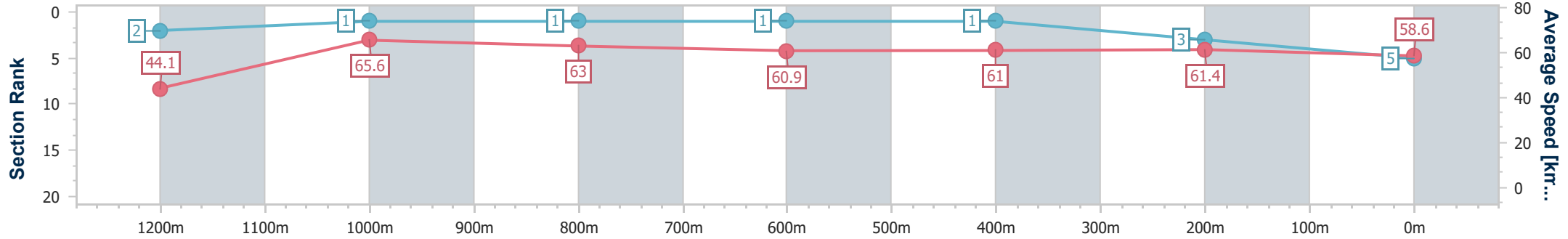
Sunshine Coast QLD Professional
 Race 5: MAGIC MILLIONS RISING STARS 3YO & 4YO Colts,
 Geldings & Entires Class 4 Plate - 1300m



04 January 2025 - 16:49

Track Rating: Soft 6, Weather: Fine, Rail Position: +6m Entire

Section	Overall	1200m	1000m	800m	600m	400m	200m
Section Times	1:18.42 [5] (0:08.13)	1:10.29 [2] (0:10.99)	0:59.30 [1] (0:11.51)	0:47.79 [1] (0:11.97)	0:35.82 [1] (0:11.83)	0:23.99 [1] (0:11.69)	0:12.30 [3] (0:12.30)
Average Speed [km/h]	44.1	65.6	63.0	60.9	61.0	61.4	58.6
Top Speed [km/h]	62.2	66.9	65.7	61.7	61.8	62.1	60.7
Avg. Dist. to Rail [m]	5.9	5.2	3.3	1.6	0.4	0.9	1.4
Avg. Stride Freq. [Hz]	2.3	2.5	2.4	2.4	2.4	2.4	2.4
Avg. Stride Length [m]	5.2	7.1	7.2	7.2	7.2	7.1	6.9



- [] Ranking at each section and finish
- .-.- No data available at this section
- NA No data available



Horse/Jockey Name	Deep Respect
Final Rank	6
Fastest Section Time (Section)	0:08.68 (Overall)
Top Speed [km/h] (Section)	65.0 (400m)
Race State	Finished



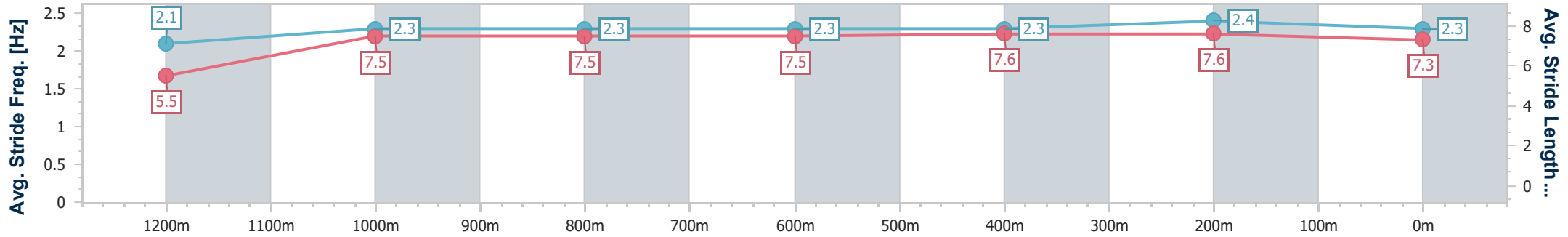
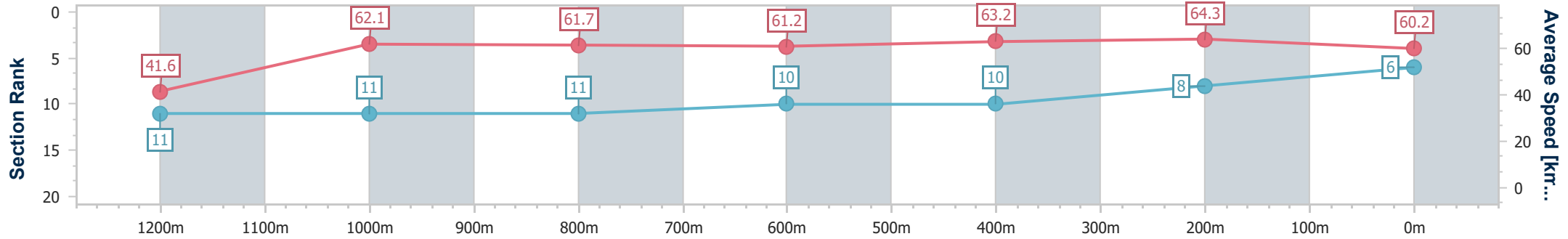
Sunshine Coast QLD Professional
 Race 5: MAGIC MILLIONS RISING STARS 3YO & 4YO Colts,
 Geldings & Entires Class 4 Plate - 1300m



04 January 2025 - 16:49

Track Rating: Soft 6, Weather: Fine, Rail Position: +6m Entire

Section	Overall	1200m	1000m	800m	600m	400m	200m
Section Times	1:18.44 [6] (0:08.68)	1:09.76 [11] (0:11.60)	0:58.16 [11] (0:11.74)	0:46.42 [11] (0:11.85)	0:34.57 [10] (0:11.43)	0:23.14 [10] (0:11.20)	0:11.94 [8] (0:11.94)
Average Speed [km/h]	41.6	62.1	61.7	61.2	63.2	64.3	60.2
Top Speed [km/h]	57.9	64.2	62.3	62.6	64.5	65.0	62.8
Avg. Dist. to Rail [m]	10.2	3.7	2.1	1.3	0.4	1.1	0.6
Avg. Stride Freq. [Hz]	2.1	2.3	2.3	2.3	2.3	2.4	2.3
Avg. Stride Length [m]	5.5	7.5	7.5	7.5	7.6	7.6	7.3



- [] Ranking at each section and finish
- .-.- No data available at this section
- NA No data available



Horse/Jockey Name	Tannenburg
Final Rank	7
Fastest Section Time (Section)	0:08.47 (Overall)
Top Speed [km/h] (Section)	65.3 (1200m)
Race State	Finished



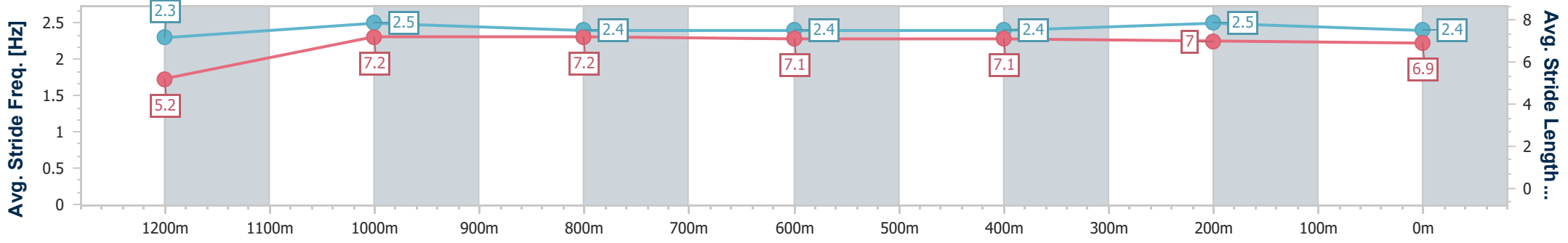
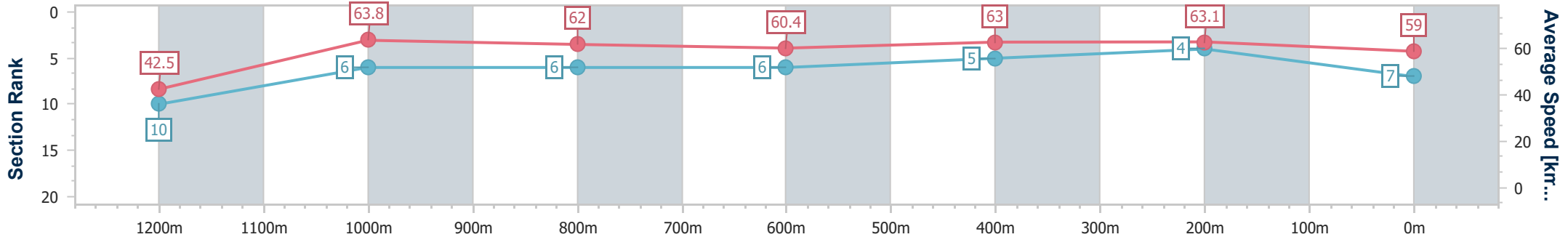
Sunshine Coast QLD Professional
 Race 5: MAGIC MILLIONS RISING STARS 3YO & 4YO Colts,
 Geldings & Entires Class 4 Plate - 1300m



04 January 2025 - 16:49

Track Rating: Soft 6, Weather: Fine, Rail Position: +6m Entire

Section	Overall	1200m	1000m	800m	600m	400m	200m
Section Times	1:18.51 [7] (0:08.47)	1:10.04 [10] (0:11.26)	0:58.78 [6] (0:11.72)	0:47.06 [6] (0:12.00)	0:35.06 [6] (0:11.44)	0:23.62 [5] (0:11.41)	0:12.21 [4] (0:12.21)
Average Speed [km/h]	42.5	63.8	62.0	60.4	63.0	63.1	59.0
Top Speed [km/h]	60.4	65.3	64.8	61.6	63.9	64.6	61.2
Avg. Dist. to Rail [m]	4.0	3.8	2.6	1.3	0.3	1.3	1.5
Avg. Stride Freq. [Hz]	2.3	2.5	2.4	2.4	2.4	2.5	2.4
Avg. Stride Length [m]	5.2	7.2	7.2	7.1	7.1	7.0	6.9



- [] Ranking at each section and finish
- .-.- No data available at this section
- NA No data available



Horse/Jockey Name	Cunnamulla Fella
Final Rank	8
Fastest Section Time (Section)	0:08.35 (Overall)
Top Speed [km/h] (Section)	64.3 (400m)
Race State	Finished



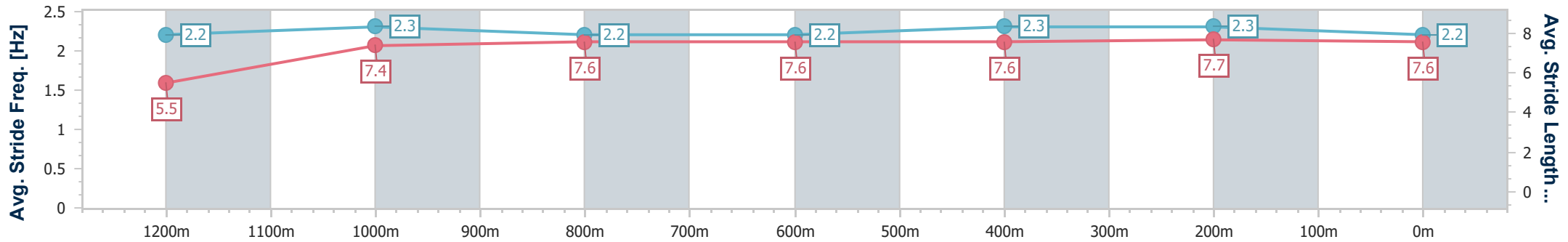
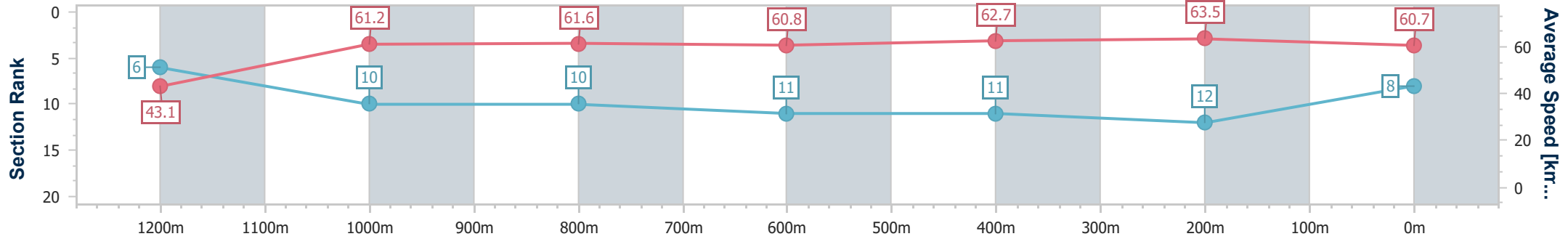
Sunshine Coast QLD Professional
 Race 5: MAGIC MILLIONS RISING STARS 3YO & 4YO Colts,
 Geldings & Entires Class 4 Plate - 1300m



04 January 2025 - 16:49

Track Rating: Soft 6, Weather: Fine, Rail Position: +6m Entire

Section	Overall	1200m	1000m	800m	600m	400m	200m
Section Times	1:18.70 [8] (0:08.35)	1:10.35 [6] (0:11.79)	0:58.56 [10] (0:11.81)	0:46.75 [10] (0:11.96)	0:34.79 [11] (0:11.59)	0:23.20 [11] (0:11.32)	0:11.88 [12] (0:11.88)
Average Speed [km/h]	43.1	61.2	61.6	60.8	62.7	63.5	60.7
Top Speed [km/h]	58.4	62.7	62.5	62.7	63.8	64.3	62.9
Avg. Dist. to Rail [m]	8.7	5.9	3.0	2.1	1.5	1.8	1.1
Avg. Stride Freq. [Hz]	2.2	2.3	2.2	2.2	2.3	2.3	2.2
Avg. Stride Length [m]	5.5	7.4	7.6	7.6	7.6	7.7	7.6



- [] Ranking at each section and finish
- .-.- No data available at this section
- NA No data available



Horse/Jockey Name	Astra Star
Final Rank	9
Fastest Section Time (Section)	0:08.30 (Overall)
Top Speed [km/h] (Section)	65.3 (1200m)
Race State	Finished



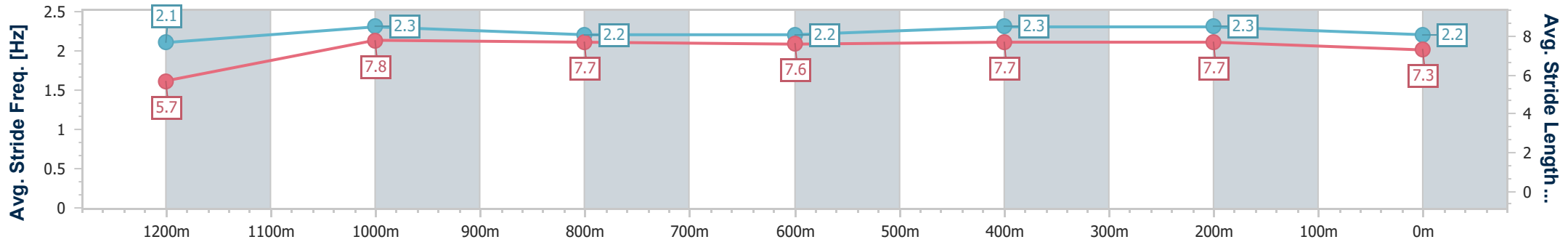
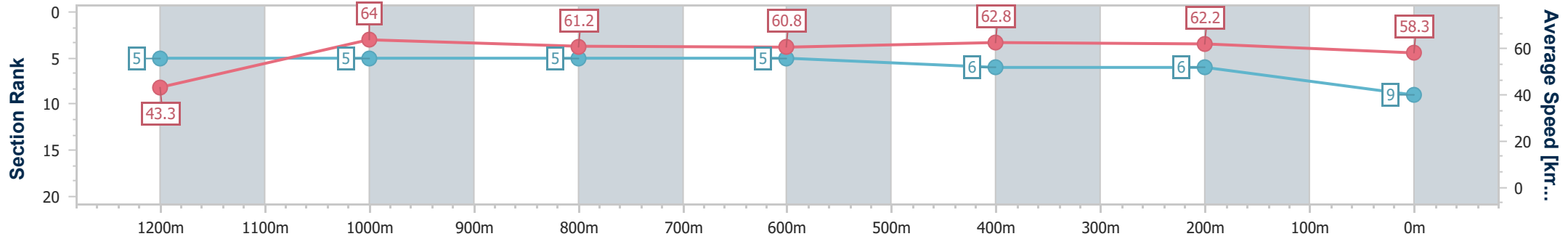
Sunshine Coast QLD Professional
 Race 5: MAGIC MILLIONS RISING STARS 3YO & 4YO Colts,
 Geldings & Entires Class 4 Plate - 1300m



04 January 2025 - 16:49

Track Rating: Soft 6, Weather: Fine, Rail Position: +6m Entire

Section	Overall	1200m	1000m	800m	600m	400m	200m
Section Times	1:18.84 [9] (0:08.30)	1:10.54 [5] (0:11.26)	0:59.28 [5] (0:11.86)	0:47.42 [5] (0:11.93)	0:35.49 [5] (0:11.58)	0:23.91 [6] (0:11.53)	0:12.38 [6] (0:12.38)
Average Speed [km/h]	43.3	64.0	61.2	60.8	62.8	62.2	58.3
Top Speed [km/h]	63.5	65.3	63.8	61.5	65.2	65.2	60.4
Avg. Dist. to Rail [m]	11.6	8.3	3.4	1.4	1.0	5.4	4.7
Avg. Stride Freq. [Hz]	2.1	2.3	2.2	2.2	2.3	2.3	2.2
Avg. Stride Length [m]	5.7	7.8	7.7	7.6	7.7	7.7	7.3



- [] Ranking at each section and finish
- .-.- No data available at this section
- NA No data available



Horse/Jockey Name	Mickey's Medal
Final Rank	10
Fastest Section Time (Section)	0:08.41 (Overall)
Top Speed [km/h] (Section)	65.7 (600m)
Race State	Finished



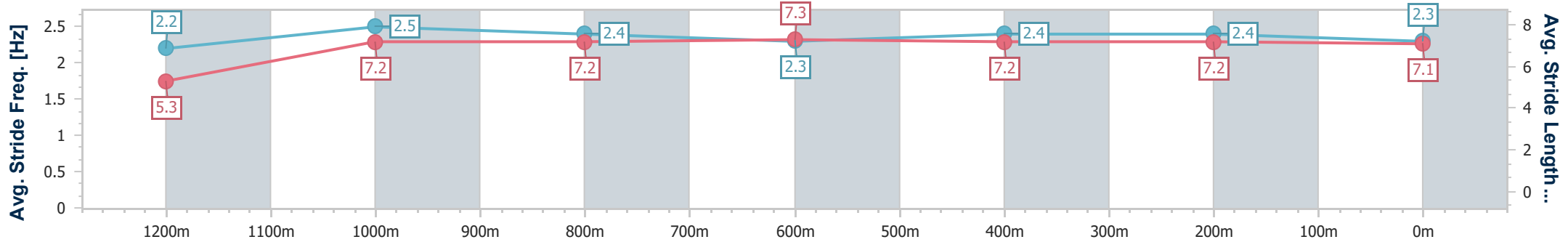
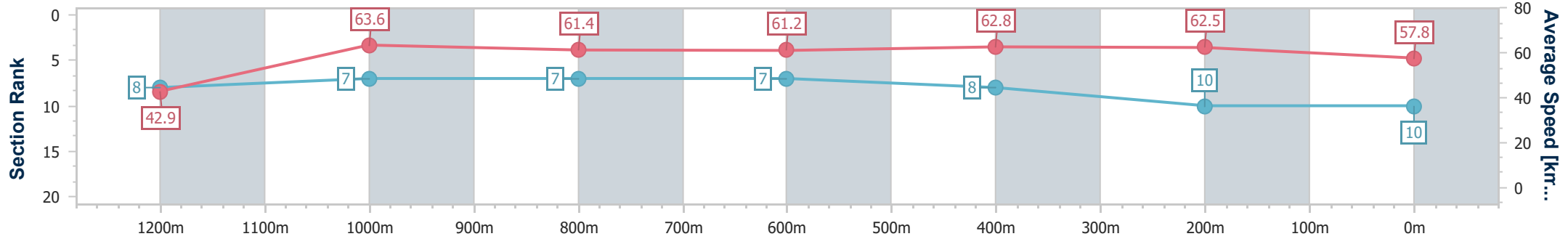
Sunshine Coast QLD Professional
 Race 5: MAGIC MILLIONS RISING STARS 3YO & 4YO Colts,
 Geldings & Entires Class 4 Plate - 1300m



04 January 2025 - 16:49

Track Rating: Soft 6, Weather: Fine, Rail Position: +6m Entire

Section	Overall	1200m	1000m	800m	600m	400m	200m
Section Times	1:19.08 [10] (0:08.41)	1:10.67 [8] (0:11.34)	0:59.33 [7] (0:11.81)	0:47.52 [7] (0:11.94)	0:35.58 [7] (0:11.61)	0:23.97 [8] (0:11.51)	0:12.46 [10] (0:12.46)
Average Speed [km/h]	42.9	63.6	61.4	61.2	62.8	62.5	57.8
Top Speed [km/h]	59.8	64.8	62.9	62.9	65.7	65.3	59.4
Avg. Dist. to Rail [m]	7.4	4.9	3.4	2.3	2.5	4.5	3.7
Avg. Stride Freq. [Hz]	2.2	2.5	2.4	2.3	2.4	2.4	2.3
Avg. Stride Length [m]	5.3	7.2	7.2	7.3	7.2	7.2	7.1



- [] Ranking at each section and finish
- .-.- No data available at this section
- NA No data available



Horse/Jockey Name	Lietuva
Final Rank	11
Fastest Section Time (Section)	0:08.13 (Overall)
Top Speed [km/h] (Section)	65.6 (1200m)
Race State	Finished



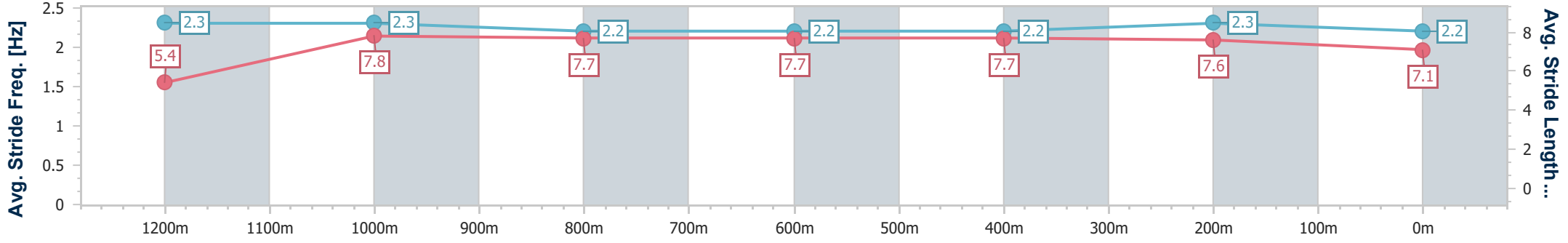
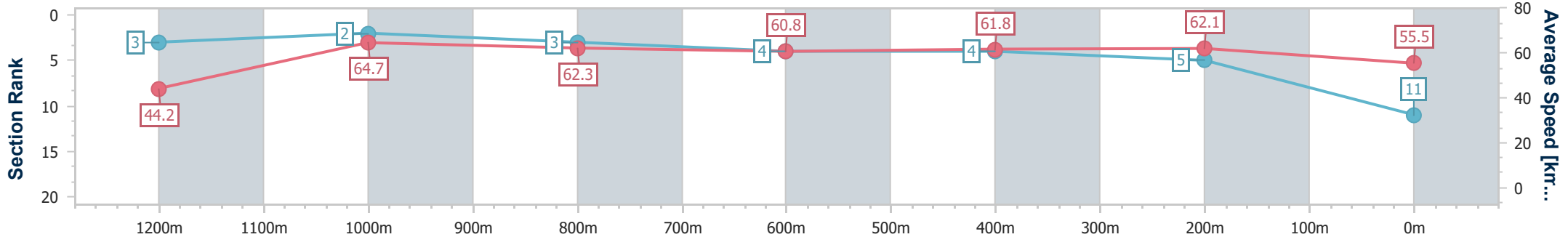
Sunshine Coast QLD Professional
 Race 5: MAGIC MILLIONS RISING STARS 3YO & 4YO Colts,
 Geldings & Entires Class 4 Plate - 1300m



04 January 2025 - 16:49

Track Rating: Soft 6, Weather: Fine, Rail Position: +6m Entire

Section	Overall	1200m	1000m	800m	600m	400m	200m
Section Times	1:19.30 [11] (0:08.13)	1:11.17 [3] (0:11.12)	1:00.05 [2] (0:11.68)	0:48.37 [3] (0:12.03)	0:36.34 [4] (0:11.80)	0:24.54 [4] (0:11.57)	0:12.97 [5] (0:12.97)
Average Speed [km/h]	44.2	64.7	62.3	60.8	61.8	62.1	55.5
Top Speed [km/h]	62.8	65.6	65.0	61.4	63.1	63.8	59.8
Avg. Dist. to Rail [m]	6.3	5.4	3.5	2.5	2.5	5.5	5.5
Avg. Stride Freq. [Hz]	2.3	2.3	2.2	2.2	2.2	2.3	2.2
Avg. Stride Length [m]	5.4	7.8	7.7	7.7	7.7	7.6	7.1



- [] Ranking at each section and finish
- .-.- No data available at this section
- NA No data available



Horse/Jockey Name	Ravenclaw
Final Rank	12
Fastest Section Time (Section)	0:08.17 (Overall)
Top Speed [km/h] (Section)	66.3 (1200m)
Race State	Finished



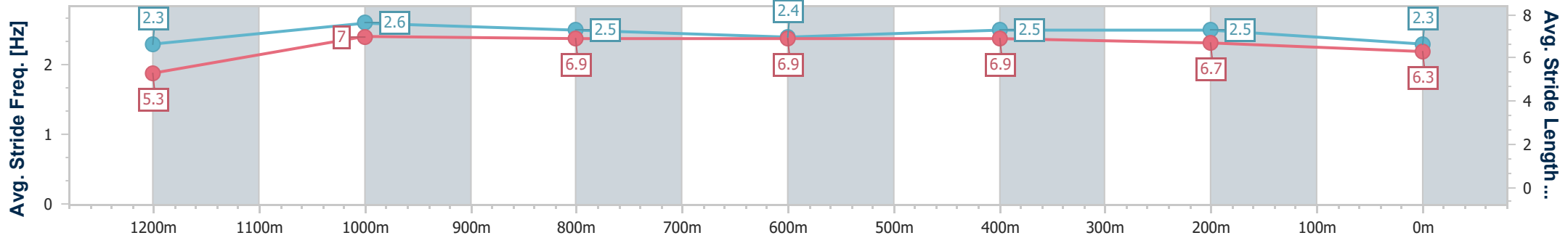
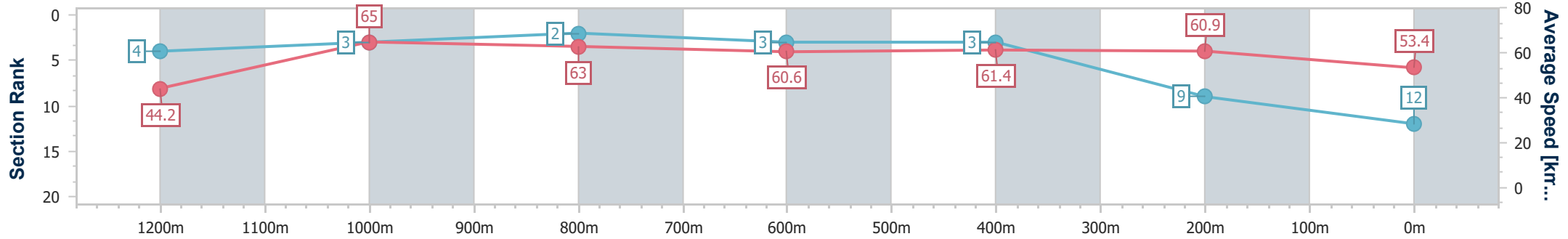
Sunshine Coast QLD Professional
 Race 5: MAGIC MILLIONS RISING STARS 3YO & 4YO Colts,
 Geldings & Entires Class 4 Plate - 1300m



04 January 2025 - 16:49

Track Rating: Soft 6, Weather: Fine, Rail Position: +6m Entire

Section	Overall	1200m	1000m	800m	600m	400m	200m
Section Times	1:20.02 [12] (0:08.17)	1:11.85 [4] (0:11.09)	1:00.76 [3] (0:11.59)	0:49.17 [2] (0:12.03)	0:37.14 [3] (0:11.83)	0:25.31 [3] (0:11.81)	0:13.50 [9] (0:13.50)
Average Speed [km/h]	44.2	65.0	63.0	60.6	61.4	60.9	53.4
Top Speed [km/h]	62.2	66.3	64.4	62.3	62.6	62.4	57.7
Avg. Dist. to Rail [m]	10.1	7.3	5.2	2.4	1.3	3.2	4.6
Avg. Stride Freq. [Hz]	2.3	2.6	2.5	2.4	2.5	2.5	2.3
Avg. Stride Length [m]	5.3	7.0	6.9	6.9	6.9	6.7	6.3



- [] Ranking at each section and finish
- .-.- No data available at this section
- NA No data available



Sunshine Coast QLD Professional

Race 6: MAGIC MILLIONS Class 6 Plate - 1200m



04 January 2025 - 17:25

Track Rating: Soft 6, Weather: Fine, Rail Position: +6m Entire

Section		Field Times										Last 600m		
Overall	1000m	800m	600m	400m	200m							0:34.81		
1:11.42 (0:13.57)	0:57.85 (0:11.23)	0:46.62 (0:11.81)	0:34.81 (0:11.81)	0:23.00 (0:11.19)	0:11.81 (0:11.81)									
Rank	TAB	Horse/Jockey	Barrier	Top Speed [km/h]	Fastest Section							Margin	Distance Travelled [m]	
1	13	SHALAILED Chad Schofield	3	66.4 400m	0:11.06 400m	1:11.42 [1] (0:13.77)	0:57.65 [5] (0:11.40)	0:46.25 [5] (0:11.79)	0:34.46 [4] (0:11.59)	0:22.87 [3] (0:11.06)	0:11.81 [1] (0:11.81)	1:11.42	0:34.46	
2	1	HATCHET Vlad Duric	1	66.5 1000m	0:11.11 400m	1:11.78 [2] (0:14.06)	0:57.72 [9] (0:11.40)	0:46.32 [9] (0:11.77)	0:34.55 [8] (0:11.65)	0:22.90 [9] (0:11.11)	0:11.79 [3] (0:11.79)	2.07L	0:34.55	+3
3	16	AMIGO Damian Lane	8	65.5 400m	0:11.23 400m	1:12.04 [3] (0:13.83)	0:58.21 [6] (0:11.37)	0:46.84 [6] (0:11.93)	0:34.91 [6] (0:11.66)	0:23.25 [5] (0:11.23)	0:12.02 [4] (0:12.02)	3.62L	0:34.91	+12
4	11	BEWS Blake Shinn	13	66.1 400m	0:11.05 400m	1:12.05 [4] (0:14.36)	0:57.69 [13] (0:11.40)	0:46.29 [12] (0:11.93)	0:34.36 [14] (0:11.50)	0:22.86 [13] (0:11.05)	0:11.81 [8] (0:11.81)	3.66L	0:34.36	+9
5	6	READY FOR ANYTHING Ashley Morgan	4	65.5 1000m	0:11.36 1000m	1:12.14 [5] (0:14.15)	0:57.99 [10] (0:11.36)	0:46.63 [10] (0:11.90)	0:34.73 [10] (0:11.56)	0:23.17 [11] (0:11.36)	0:11.81 [10] (0:11.81)	4.2L	0:34.73	+5
6	8	LADY SHOTGUN Ethan Brown	12	65.6 1000m	0:11.06 400m	1:12.20 [6] (0:14.63)	0:57.57 [16] (0:11.29)	0:46.28 [14] (0:11.67)	0:34.61 [13] (0:11.70)	0:22.91 [15] (0:11.06)	0:11.85 [12] (0:11.85)	4.58L	0:34.61	+9
7	4	FASTCONI Nikita Beriman	7	66.2 1000m	0:11.23 1000m	1:12.32 [7] (0:13.57)	0:58.75 [1] (0:11.23)	0:47.52 [1] (0:11.84)	0:35.68 [2] (0:11.78)	0:23.90 [1] (0:11.47)	0:12.43 [2] (0:12.43)	5.29L	0:35.68	+5
8	14	TALTARNI FIELDS Tim Clark	9	67.1 Overall	0:11.32 400m	1:12.35 [8] (0:13.68)	0:58.67 [3] (0:11.43)	0:47.24 [4] (0:11.90)	0:35.34 [5] (0:11.80)	0:23.54 [7] (0:11.32)	0:12.22 [6] (0:12.22)	5.42L	0:35.34	+5
9	3	HOLLYWOOD NORTH Tyler Schiller	14	66.6 600m	0:11.25 400m	1:12.47 [9] (0:14.33)	0:58.14 [11] (0:11.45)	0:46.69 [13] (0:11.76)	0:34.93 [12] (0:11.32)	0:23.61 [8] (0:11.25)	0:12.36 [5] (0:12.36)	6.13L	0:34.93	+9
10	10	ADDRIEL Bailey Wheeler	6	64.8 1000m	0:11.37 400m	1:12.54 [10] (0:13.84)	0:58.70 [7] (0:11.47)	0:47.23 [7] (0:11.92)	0:35.31 [7] (0:11.57)	0:23.74 [6] (0:11.37)	0:12.37 [7] (0:12.37)	6.59L	0:35.31	+5

Scratched: Prime Asset (#18), Baroque Road (#5), Burning Bell (#7)

[] Ranking at each section and finish
 -:-:- No data available at this section
 NA No data available

SCN Saddle cloth number
 DNF Did not finish
 DNT Did not track



Sunshine Coast QLD Professional
Race 6: MAGIC MILLIONS Class 6 Plate - 1200m
04 January 2025 - 17:25



Track Rating: Soft 6, Weather: Fine, Rail Position: +6m Entire

Section		Overall	1000m	800m	600m	400m	200m	Last 600m					
Field Times		1:11.42 (0:13.57)	0:57.85 (0:11.23)	0:46.62 (0:11.81)	0:34.81 (0:11.81)	0:23.00 (0:11.19)	0:11.81 (0:11.81)	0:34.81					
Rank	TAB Horse/Jockey	Barrier	Top Speed [km/h]	Fastest Section							Margin	Distance Travelled [m]	
11	2 EZEKEIL Andrew Mallyon	16	64.9 400m	0:11.32 400m	1:12.79 [11] (0:14.00)	0:58.79 [8] (0:11.44)	0:47.35 [8] (0:11.91)	0:35.44 [9] (0:11.61)	0:23.83 [10] (0:11.32)	0:12.51 [9] (0:12.51)	8.01L	0:35.44	+10
12	19 THE CATCH Martin Harley	5	64.6 600m	0:11.37 400m	1:13.04 [12] (0:14.52)	0:58.52 [14] (0:11.60)	0:46.92 [16] (0:11.69)	0:35.23 [15] (0:11.46)	0:23.77 [14] (0:11.37)	0:12.40 [14] (0:12.40)	9.5L	0:35.23	+5
13	9 STANDING ORDER Regan Bayliss	15	64.1 600m	0:11.41 400m	1:13.05 [13] (0:14.57)	0:58.48 [15] (0:11.53)	0:46.95 [15] (0:11.72)	0:35.23 [16] (0:11.61)	0:23.62 [16] (0:11.41)	0:12.21 [16] (0:12.21)	9.58L	0:35.23	+10
14	12 AMORE VELOCE Jake Bayliss	11	67.1 1000m	0:11.19 1000m	1:13.66 [14] (0:13.65)	1:00.01 [2] (0:11.19)	0:48.82 [2] (0:11.88)	0:36.94 [3] (0:11.89)	0:25.05 [4] (0:11.73)	0:13.32 [11] (0:13.32)	13.17L	0:36.94	+8
15	15 RUSSIAN SUB Angela Jones	10	66.7 1000m	0:11.16 1000m	1:13.79 [15] (0:13.69)	1:00.10 [4] (0:11.16)	0:48.94 [3] (0:11.76)	0:37.18 [1] (0:11.89)	0:25.29 [2] (0:11.85)	0:13.44 [13] (0:13.44)	13.9L	0:37.18	+5
16	17 BRENTWOOD Robbie Dolan	2	65.8 1000m	0:11.38 1000m	1:13.96 [16] (0:14.34)	0:59.62 [12] (0:11.38)	0:48.24 [11] (0:11.76)	0:36.48 [11] (0:11.66)	0:24.82 [12] (0:11.62)	0:13.20 [15] (0:13.20)	14.9L	0:36.48	+5

Scratched: Prime Asset (#18), Baroque Road (#5), Burning Bell (#7)

[] Ranking at each section and finish
 -:-:- No data available at this section
 NA No data available

SCN Saddle cloth number
 DNF Did not finish
 DNT Did not track



Horse/Jockey Name	Shalield
Final Rank	1
Fastest Section Time (Section)	0:11.06 (400m)
Top Speed [km/h] (Section)	66.4 (400m)
Race State	Finished



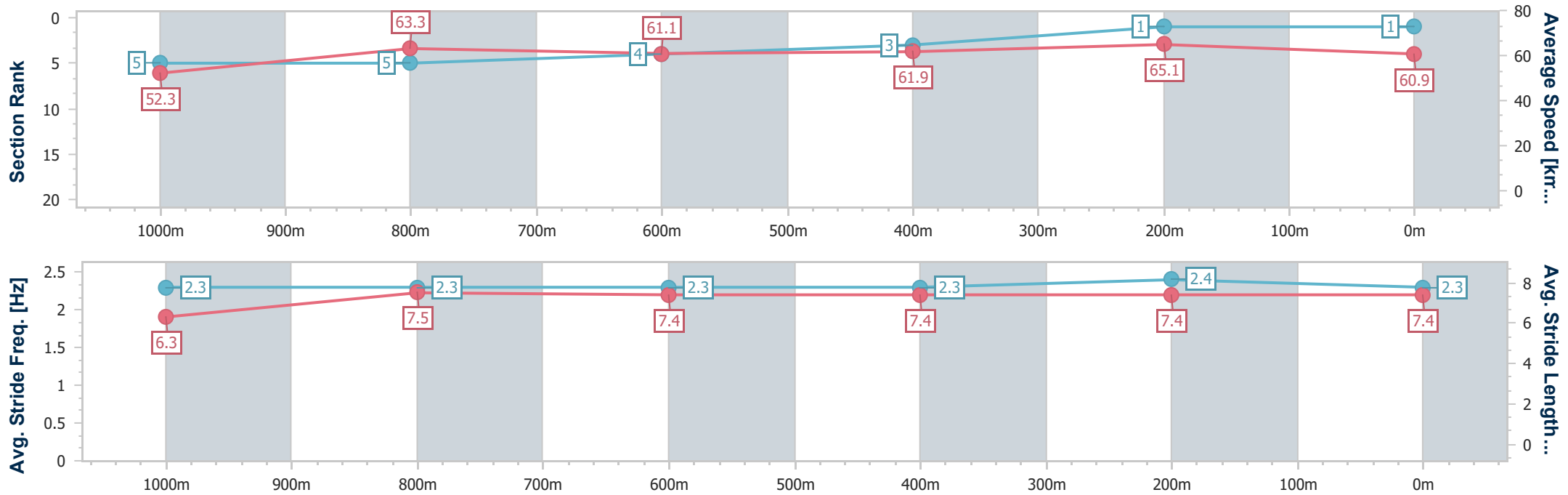
Sunshine Coast QLD Professional
Race 6: MAGIC MILLIONS Class 6 Plate - 1200m



04 January 2025 - 17:25

Track Rating: Soft 6, Weather: Fine, Rail Position: +6m Entire

Section	Overall	1000m	800m	600m	400m	200m
Section Times	1:11.42 [1] (0:13.77)	0:57.65 [5] (0:11.40)	0:46.25 [5] (0:11.79)	0:34.46 [4] (0:11.59)	0:22.87 [3] (0:11.06)	0:11.81 [1] (0:11.81)
Average Speed [km/h]	52.3	63.3	61.1	61.9	65.1	60.9
Top Speed [km/h]	65.7	65.7	63.1	63.2	66.4	64.4
Avg. Dist. to Rail [m]	3.4	1.6	0.7	1.0	2.3	2.5
Avg. Stride Freq. [Hz]	2.3	2.3	2.3	2.3	2.4	2.3
Avg. Stride Length [m]	6.3	7.5	7.4	7.4	7.4	7.4



- [] Ranking at each section and finish
- .-.- No data available at this section
- NA No data available



Horse/Jockey Name	Hatchet
Final Rank	2
Fastest Section Time (Section)	0:11.11 (400m)
Top Speed [km/h] (Section)	66.5 (1000m)
Race State	Finished



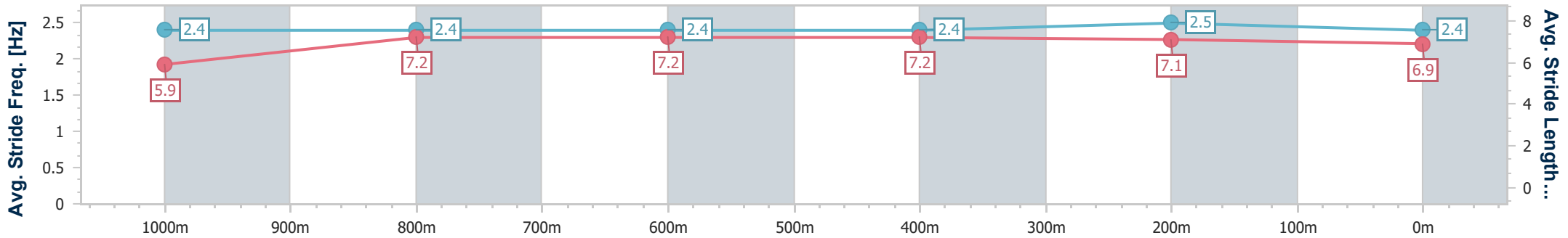
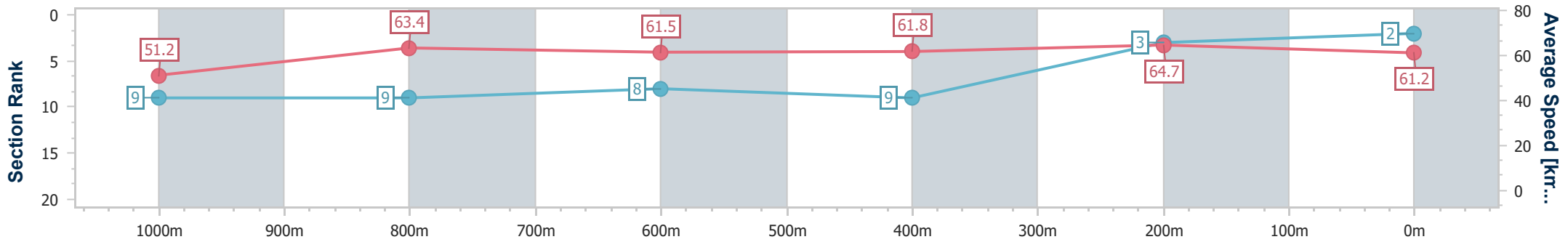
Sunshine Coast QLD Professional
Race 6: MAGIC MILLIONS Class 6 Plate - 1200m



04 January 2025 - 17:25

Track Rating: Soft 6, Weather: Fine, Rail Position: +6m Entire

Section	Overall	1000m	800m	600m	400m	200m
Section Times	1:11.78 [2] (0:14.06)	0:57.72 [9] (0:11.40)	0:46.32 [9] (0:11.77)	0:34.55 [8] (0:11.65)	0:22.90 [9] (0:11.11)	0:11.79 [3] (0:11.79)
Average Speed [km/h]	51.2	63.4	61.5	61.8	64.7	61.2
Top Speed [km/h]	64.2	66.5	62.5	63.9	65.6	63.2
Avg. Dist. to Rail [m]	1.4	1.4	0.8	0.3	2.1	4.3
Avg. Stride Freq. [Hz]	2.4	2.4	2.4	2.4	2.5	2.4
Avg. Stride Length [m]	5.9	7.2	7.2	7.2	7.1	6.9



- [] Ranking at each section and finish
- .-.- No data available at this section
- NA No data available



Horse/Jockey Name	Amigo
Final Rank	3
Fastest Section Time (Section)	0:11.23 (400m)
Top Speed [km/h] (Section)	65.5 (400m)
Race State	Finished



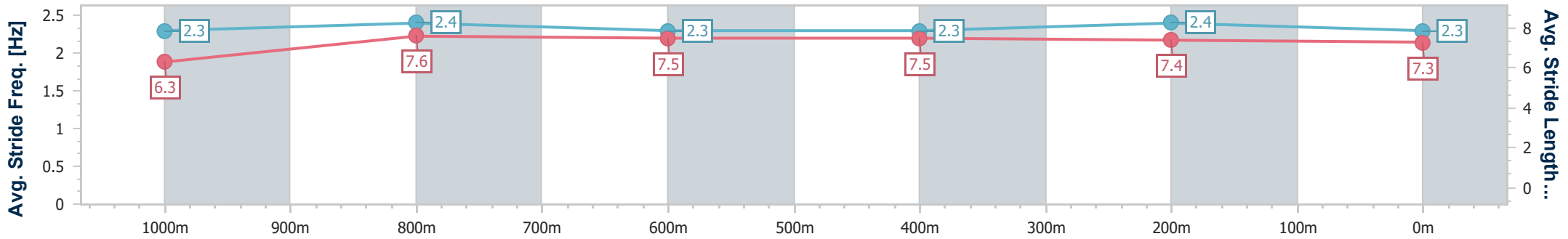
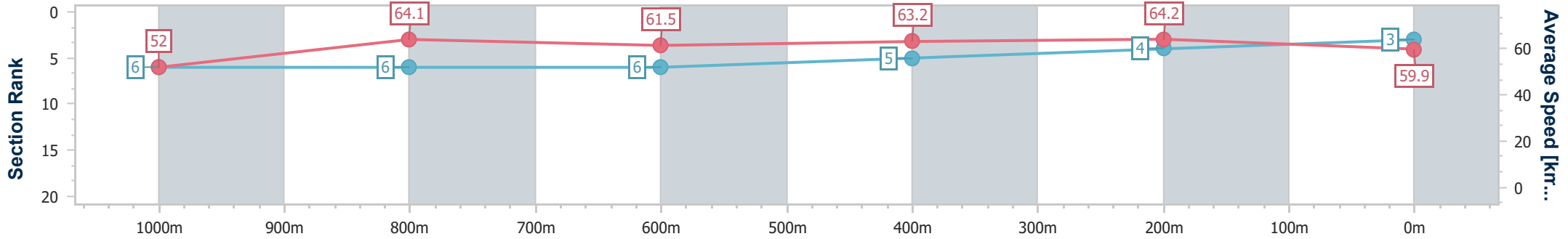
Sunshine Coast QLD Professional
Race 6: MAGIC MILLIONS Class 6 Plate - 1200m



04 January 2025 - 17:25

Track Rating: Soft 6, Weather: Fine, Rail Position: +6m Entire

Section	Overall	1000m	800m	600m	400m	200m
Section Times	1:12.04 [3] (0:13.83)	0:58.21 [6] (0:11.37)	0:46.84 [6] (0:11.93)	0:34.91 [6] (0:11.66)	0:23.25 [5] (0:11.23)	0:12.02 [4] (0:12.02)
Average Speed [km/h]	52.0	64.1	61.5	63.2	64.2	59.9
Top Speed [km/h]	64.0	64.9	62.6	65.0	65.5	63.1
Avg. Dist. to Rail [m]	7.4	4.3	3.6	4.1	7.2	6.9
Avg. Stride Freq. [Hz]	2.3	2.4	2.3	2.3	2.4	2.3
Avg. Stride Length [m]	6.3	7.6	7.5	7.5	7.4	7.3



- [] Ranking at each section and finish
- .-.- No data available at this section
- NA No data available



Horse/Jockey Name	Bews
Final Rank	4
Fastest Section Time (Section)	0:11.05 (400m)
Top Speed [km/h] (Section)	66.1 (400m)
Race State	Finished



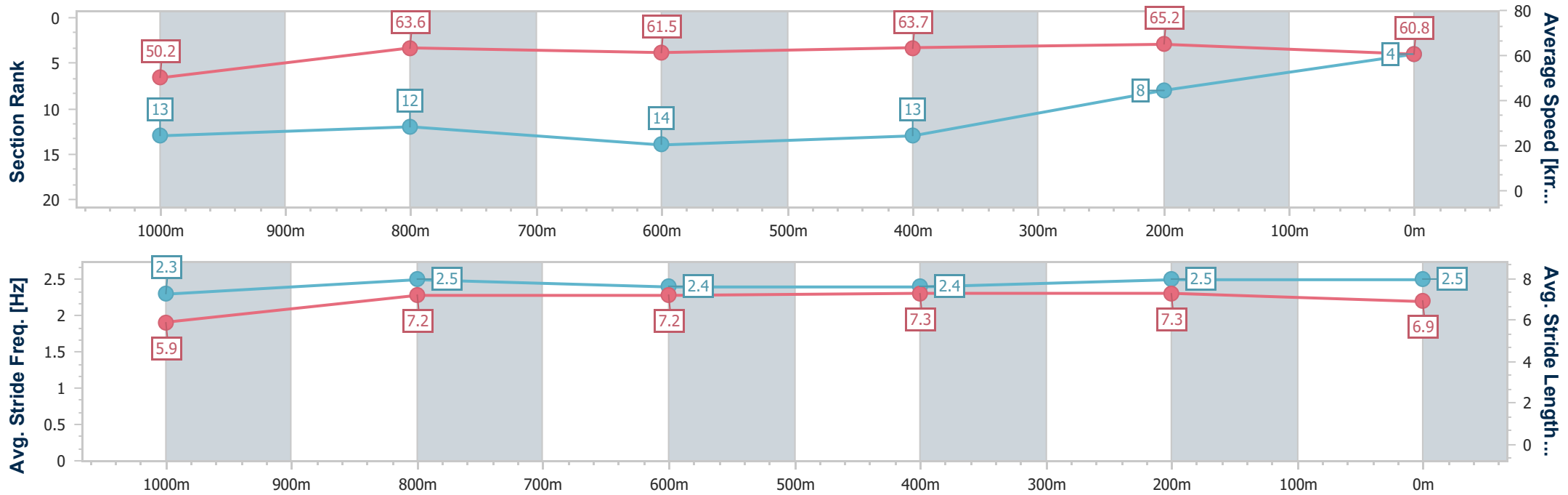
Sunshine Coast QLD Professional
Race 6: MAGIC MILLIONS Class 6 Plate - 1200m



04 January 2025 - 17:25

Track Rating: Soft 6, Weather: Fine, Rail Position: +6m Entire

Section	Overall	1000m	800m	600m	400m	200m
Section Times	1:12.05 [4] (0:14.36)	0:57.69 [13] (0:11.40)	0:46.29 [12] (0:11.93)	0:34.36 [14] (0:11.50)	0:22.86 [13] (0:11.05)	0:11.81 [8] (0:11.81)
Average Speed [km/h]	50.2	63.6	61.5	63.7	65.2	60.8
Top Speed [km/h]	62.5	65.1	62.8	66.0	66.1	63.6
Avg. Dist. to Rail [m]	9.7	2.9	2.9	2.7	8.8	8.9
Avg. Stride Freq. [Hz]	2.3	2.5	2.4	2.4	2.5	2.5
Avg. Stride Length [m]	5.9	7.2	7.2	7.3	7.3	6.9



- [] Ranking at each section and finish
- .-.- No data available at this section
- NA No data available



Horse/Jockey Name	Ready For Anything
Final Rank	5
Fastest Section Time (Section)	0:11.36 (1000m)
Top Speed [km/h] (Section)	65.5 (1000m)
Race State	Finished



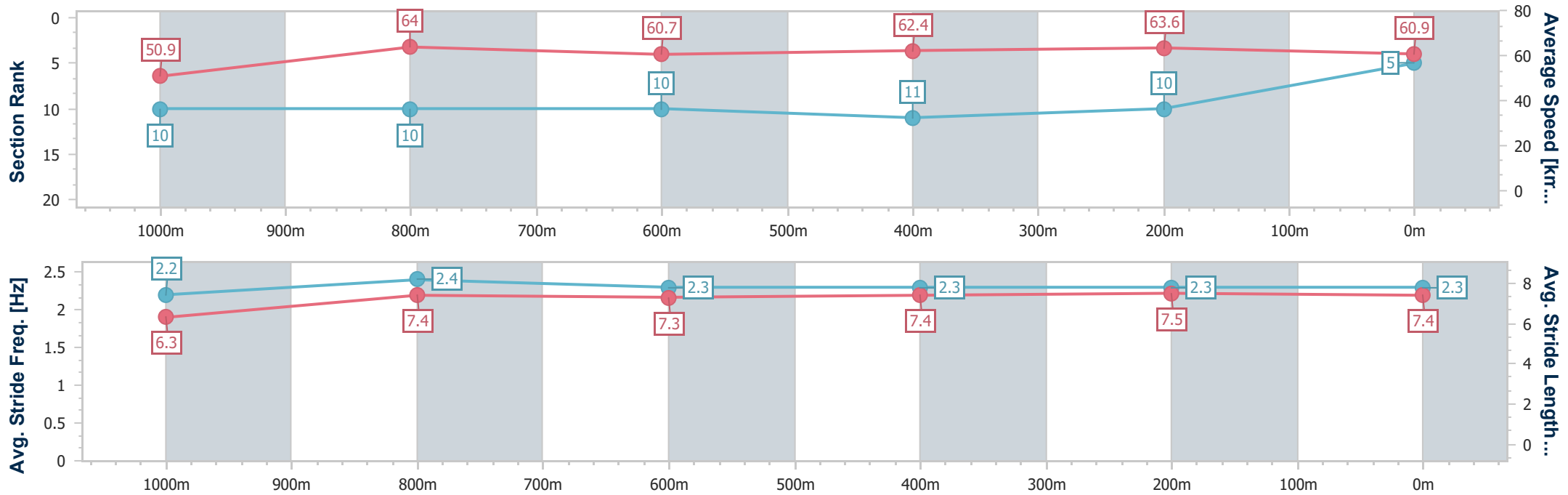
Sunshine Coast QLD Professional
Race 6: MAGIC MILLIONS Class 6 Plate - 1200m



04 January 2025 - 17:25

Track Rating: Soft 6, Weather: Fine, Rail Position: +6m Entire

Section	Overall	1000m	800m	600m	400m	200m
Section Times	1:12.14 [5] (0:14.15)	0:57.99 [10] (0:11.36)	0:46.63 [10] (0:11.90)	0:34.73 [10] (0:11.56)	0:23.17 [11] (0:11.36)	0:11.81 [10] (0:11.81)
Average Speed [km/h]	50.9	64.0	60.7	62.4	63.6	60.9
Top Speed [km/h]	64.3	65.5	62.0	64.3	65.0	63.1
Avg. Dist. to Rail [m]	4.3	2.5	1.0	0.5	2.5	1.7
Avg. Stride Freq. [Hz]	2.2	2.4	2.3	2.3	2.3	2.3
Avg. Stride Length [m]	6.3	7.4	7.3	7.4	7.5	7.4



- [] Ranking at each section and finish
- .-.- No data available at this section
- NA No data available



Horse/Jockey Name	Lady Shotgun
Final Rank	6
Fastest Section Time (Section)	0:11.06 (400m)
Top Speed [km/h] (Section)	65.6 (1000m)
Race State	Finished



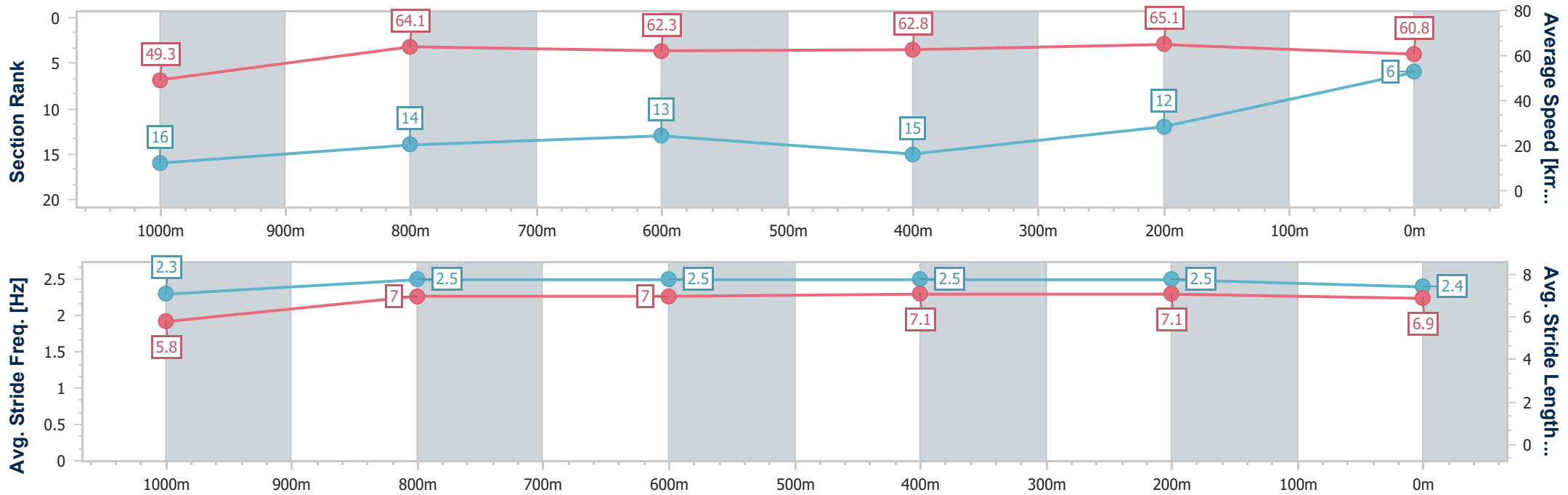
Sunshine Coast QLD Professional
Race 6: MAGIC MILLIONS Class 6 Plate - 1200m



04 January 2025 - 17:25

Track Rating: Soft 6, Weather: Fine, Rail Position: +6m Entire

Section	Overall	1000m	800m	600m	400m	200m
Section Times	1:12.20 [6] (0:14.63)	0:57.57 [16] (0:11.29)	0:46.28 [14] (0:11.67)	0:34.61 [13] (0:11.70)	0:22.91 [15] (0:11.06)	0:11.85 [12] (0:11.85)
Average Speed [km/h]	49.3	64.1	62.3	62.8	65.1	60.8
Top Speed [km/h]	62.7	65.6	63.4	64.7	65.6	63.4
Avg. Dist. to Rail [m]	8.0	2.0	1.8	3.0	8.7	7.7
Avg. Stride Freq. [Hz]	2.3	2.5	2.5	2.5	2.5	2.4
Avg. Stride Length [m]	5.8	7.0	7.0	7.1	7.1	6.9



- [] Ranking at each section and finish
- .-.- No data available at this section
- NA No data available



Horse/Jockey Name	Fastconi
Final Rank	7
Fastest Section Time (Section)	0:11.23 (1000m)
Top Speed [km/h] (Section)	66.2 (1000m)
Race State	Finished



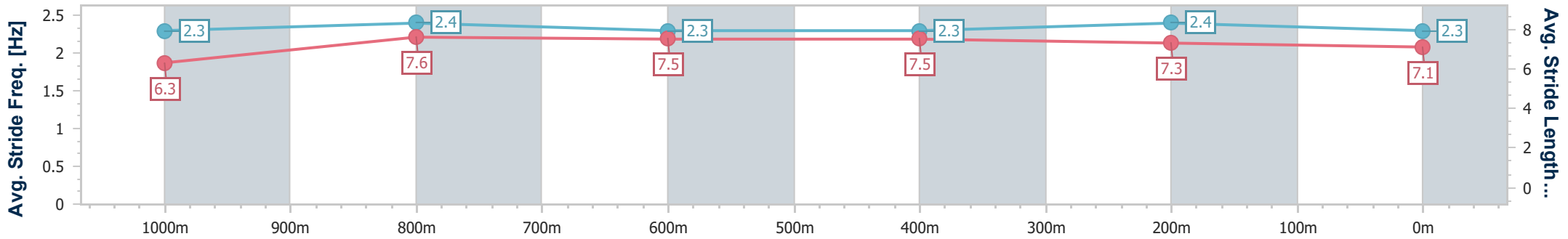
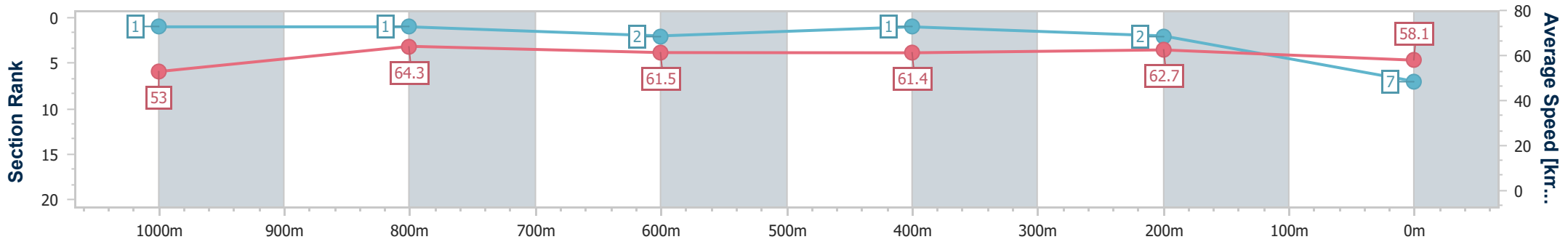
Sunshine Coast QLD Professional
Race 6: MAGIC MILLIONS Class 6 Plate - 1200m



04 January 2025 - 17:25

Track Rating: Soft 6, Weather: Fine, Rail Position: +6m Entire

Section	Overall	1000m	800m	600m	400m	200m
Section Times	1:12.32 [7] (0:13.57)	0:58.75 [1] (0:11.23)	0:47.52 [1] (0:11.84)	0:35.68 [2] (0:11.78)	0:23.90 [1] (0:11.47)	0:12.43 [2]
Average Speed [km/h]	53.0	64.3	61.5	61.4	62.7	58.1
Top Speed [km/h]	66.1	66.2	62.1	62.5	63.9	61.1
Avg. Dist. to Rail [m]	6.4	2.6	1.5	1.1	1.1	1.0
Avg. Stride Freq. [Hz]	2.3	2.4	2.3	2.3	2.4	2.3
Avg. Stride Length [m]	6.3	7.6	7.5	7.5	7.3	7.1



- [] Ranking at each section and finish
- .-.- No data available at this section
- NA No data available



Horse/Jockey Name	Taltarni Fields
Final Rank	8
Fastest Section Time (Section)	0:11.32 (400m)
Top Speed [km/h] (Section)	67.1 (Overall)
Race State	Finished



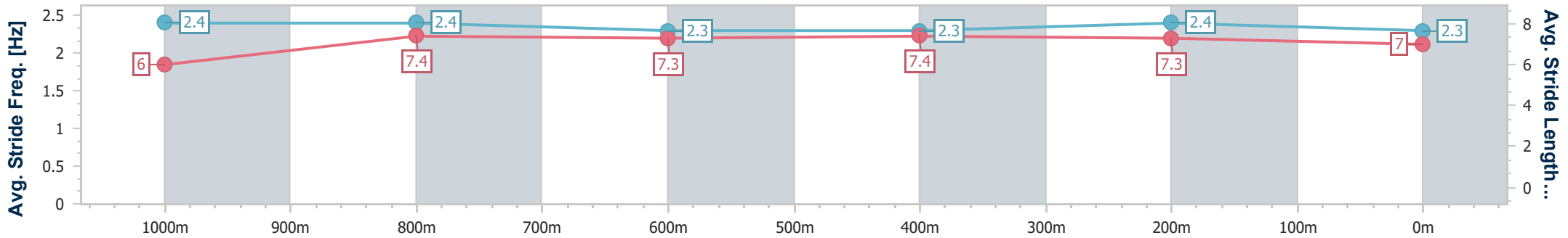
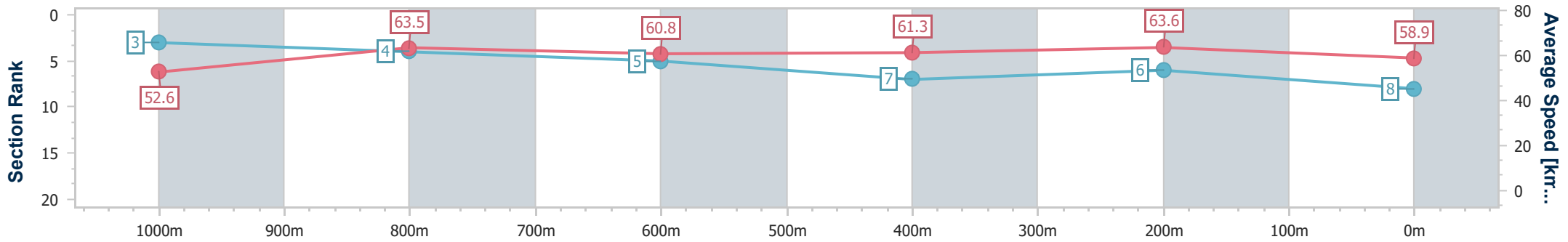
Sunshine Coast QLD Professional
Race 6: MAGIC MILLIONS Class 6 Plate - 1200m



04 January 2025 - 17:25

Track Rating: Soft 6, Weather: Fine, Rail Position: +6m Entire

Section	Overall	1000m	800m	600m	400m	200m
Section Times	1:12.35 [8] (0:13.68)	0:58.67 [3] (0:11.43)	0:47.24 [4] (0:11.90)	0:35.34 [5] (0:11.80)	0:23.54 [7] (0:11.32)	0:12.22 [6]
Average Speed [km/h]	52.6	63.5	60.8	61.3	63.6	58.9
Top Speed [km/h]	67.1	67.1	62.3	62.6	65.3	62.9
Avg. Dist. to Rail [m]	8.7	4.1	1.1	0.7	4.7	4.9
Avg. Stride Freq. [Hz]	2.4	2.4	2.3	2.3	2.4	2.3
Avg. Stride Length [m]	6.0	7.4	7.3	7.4	7.3	7.0



- [] Ranking at each section and finish
- .-.- No data available at this section
- NA No data available



Horse/Jockey Name	Hollywood North
Final Rank	9
Fastest Section Time (Section)	0:11.25 (400m)
Top Speed [km/h] (Section)	66.6 (600m)
Race State	Finished



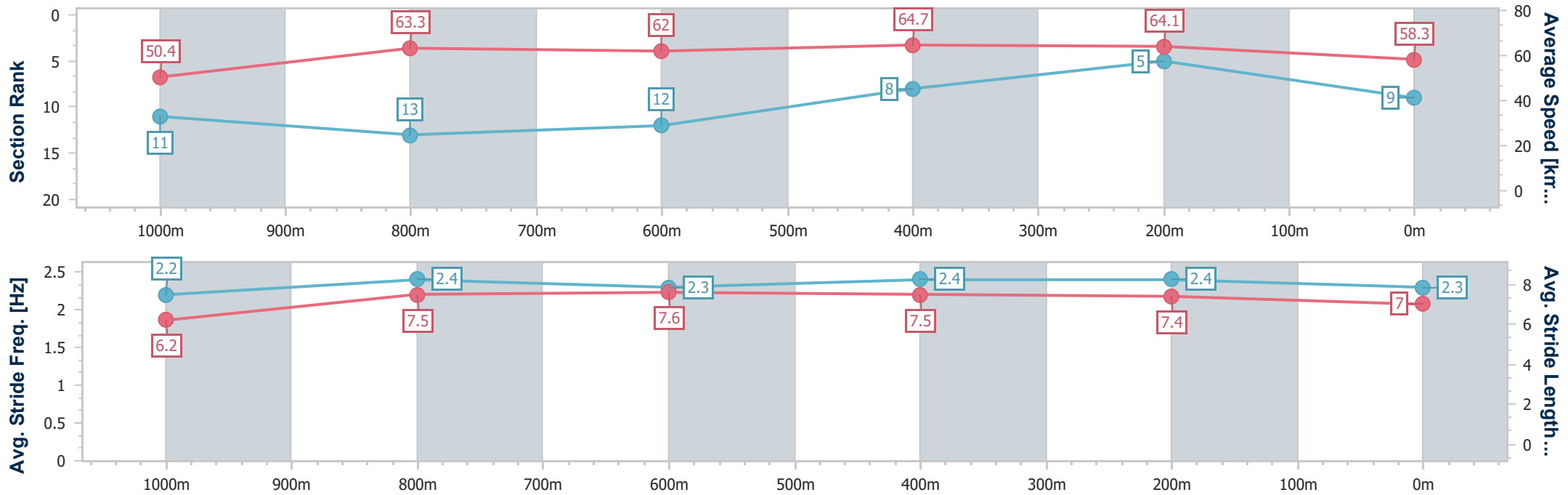
Sunshine Coast QLD Professional
Race 6: MAGIC MILLIONS Class 6 Plate - 1200m



04 January 2025 - 17:25

Track Rating: Soft 6, Weather: Fine, Rail Position: +6m Entire

Section	Overall	1000m	800m	600m	400m	200m
Section Times	1:12.47 [9] (0:14.33)	0:58.14 [11] (0:11.45)	0:46.69 [13] (0:11.76)	0:34.93 [12] (0:11.32)	0:23.61 [8] (0:11.25)	0:12.36 [5] (0:12.36)
Average Speed [km/h]	50.4	63.3	62.0	64.7	64.1	58.3
Top Speed [km/h]	62.6	64.7	63.7	66.6	65.6	61.6
Avg. Dist. to Rail [m]	10.7	3.5	2.2	2.9	7.1	6.4
Avg. Stride Freq. [Hz]	2.2	2.4	2.3	2.4	2.4	2.3
Avg. Stride Length [m]	6.2	7.5	7.6	7.5	7.4	7.0



- [] Ranking at each section and finish
- .-.- No data available at this section
- NA No data available



Horse/Jockey Name	Addriel
Final Rank	10
Fastest Section Time (Section)	0:11.37 (400m)
Top Speed [km/h] (Section)	64.8 (1000m)
Race State	Finished



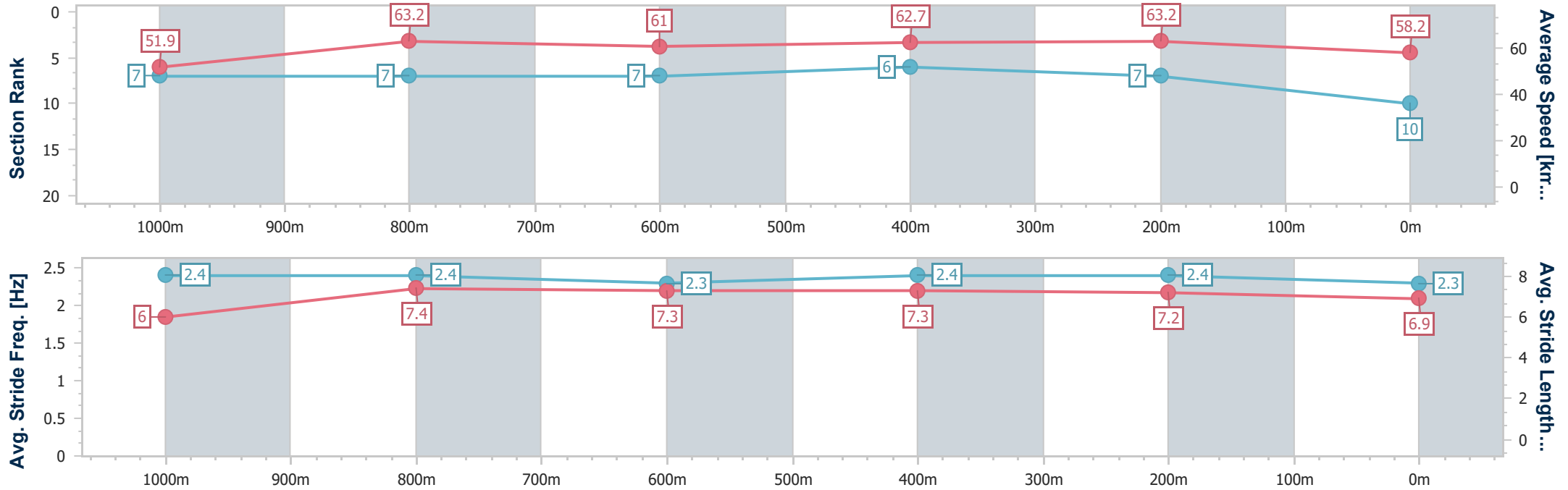
Sunshine Coast QLD Professional
Race 6: MAGIC MILLIONS Class 6 Plate - 1200m



04 January 2025 - 17:25

Track Rating: Soft 6, Weather: Fine, Rail Position: +6m Entire

Section	Overall	1000m	800m	600m	400m	200m
Section Times	1:12.54 [10] (0:13.84)	0:58.70 [7] (0:11.47)	0:47.23 [7] (0:11.92)	0:35.31 [7] (0:11.57)	0:23.74 [6] (0:11.37)	0:12.37 [7]
Average Speed [km/h]	51.9	63.2	61.0	62.7	63.2	58.2
Top Speed [km/h]	64.2	64.8	62.3	64.4	64.3	61.2
Avg. Dist. to Rail [m]	5.5	2.6	1.5	1.2	3.1	3.7
Avg. Stride Freq. [Hz]	2.4	2.4	2.3	2.4	2.4	2.3
Avg. Stride Length [m]	6.0	7.4	7.3	7.3	7.2	6.9



- [] Ranking at each section and finish
- .-.- No data available at this section
- NA No data available



Horse/Jockey Name	Ezekeil
Final Rank	11
Fastest Section Time (Section)	0:11.32 (400m)
Top Speed [km/h] (Section)	64.9 (400m)
Race State	Finished



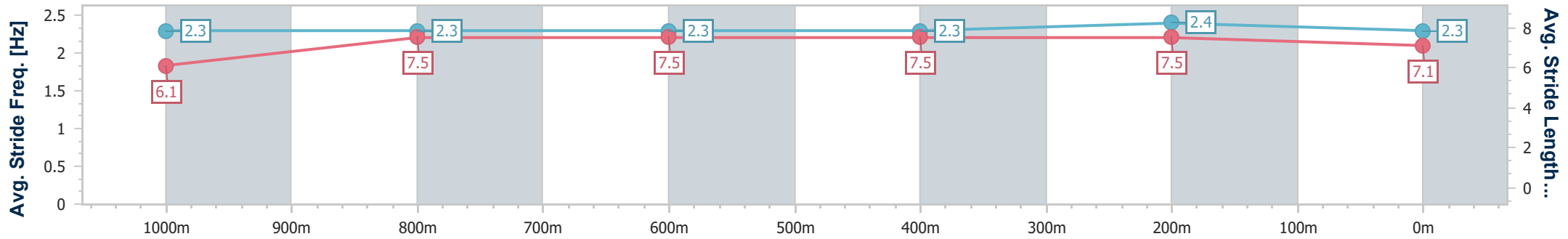
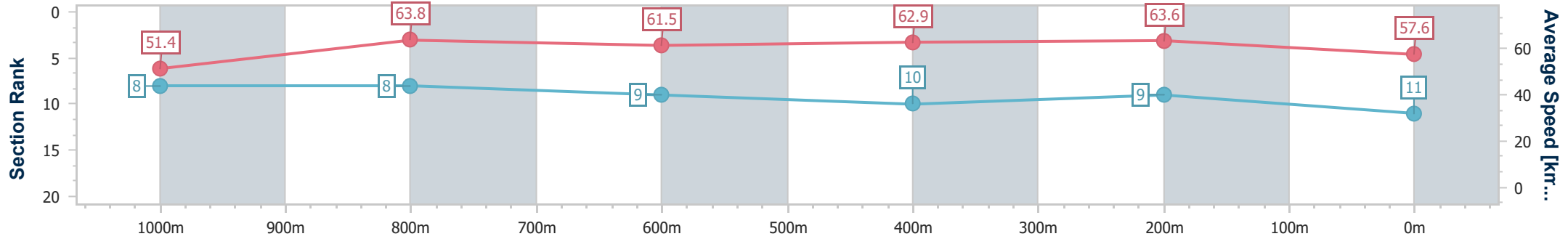
Sunshine Coast QLD Professional
Race 6: MAGIC MILLIONS Class 6 Plate - 1200m



04 January 2025 - 17:25

Track Rating: Soft 6, Weather: Fine, Rail Position: +6m Entire

Section	Overall	1000m	800m	600m	400m	200m
Section Times	1:12.79 [11] (0:14.00)	0:58.79 [8] (0:11.44)	0:47.35 [8] (0:11.91)	0:35.44 [9] (0:11.61)	0:23.83 [10] (0:11.32)	0:12.51 [9]
Average Speed [km/h]	51.4	63.8	61.5	62.9	63.6	57.6
Top Speed [km/h]	62.8	64.6	62.4	64.9	64.9	62.4
Avg. Dist. to Rail [m]	12.7	4.0	3.0	2.2	5.5	4.8
Avg. Stride Freq. [Hz]	2.3	2.3	2.3	2.3	2.4	2.3
Avg. Stride Length [m]	6.1	7.5	7.5	7.5	7.5	7.1



- [] Ranking at each section and finish
- .-.- No data available at this section
- NA No data available



Horse/Jockey Name	The Catch
Final Rank	12
Fastest Section Time (Section)	0:11.37 (400m)
Top Speed [km/h] (Section)	64.6 (600m)
Race State	Finished



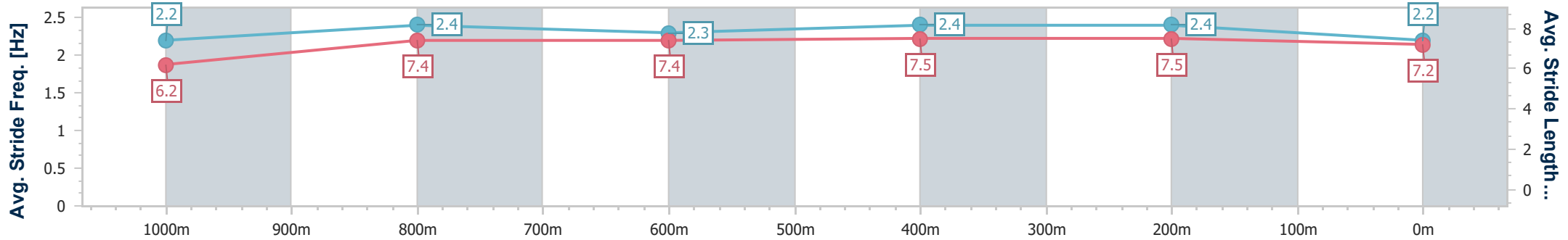
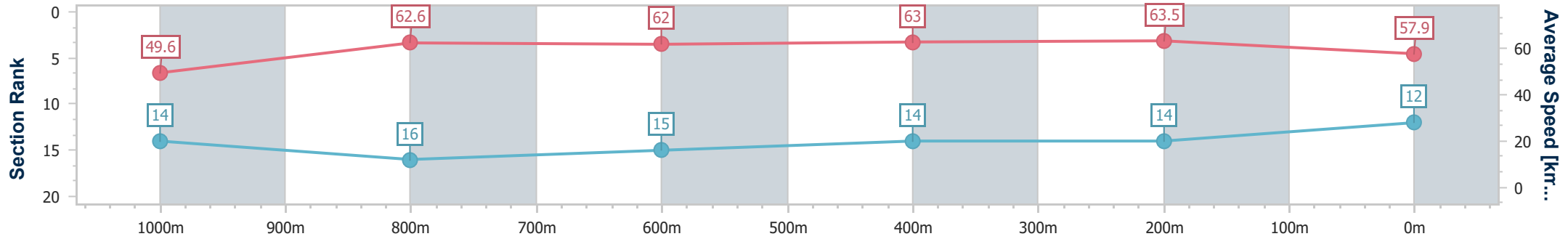
Sunshine Coast QLD Professional
Race 6: MAGIC MILLIONS Class 6 Plate - 1200m



04 January 2025 - 17:25

Track Rating: Soft 6, Weather: Fine, Rail Position: +6m Entire

Section	Overall	1000m	800m	600m	400m	200m
Section Times	1:13.04 [12] (0:14.52)	0:58.52 [14] (0:11.60)	0:46.92 [16] (0:11.69)	0:35.23 [15] (0:11.46)	0:23.77 [14] (0:11.37)	0:12.40 [14] (0:12.40)
Average Speed [km/h]	49.6	62.6	62.0	63.0	63.5	57.9
Top Speed [km/h]	60.7	64.1	63.0	64.6	64.5	61.6
Avg. Dist. to Rail [m]	5.0	3.1	1.5	0.7	5.0	4.8
Avg. Stride Freq. [Hz]	2.2	2.4	2.3	2.4	2.4	2.2
Avg. Stride Length [m]	6.2	7.4	7.4	7.5	7.5	7.2



- [] Ranking at each section and finish
- .-.- No data available at this section
- NA No data available



Horse/Jockey Name	Standing Order
Final Rank	13
Fastest Section Time (Section)	0:11.41 (400m)
Top Speed [km/h] (Section)	64.1 (600m)
Race State	Finished



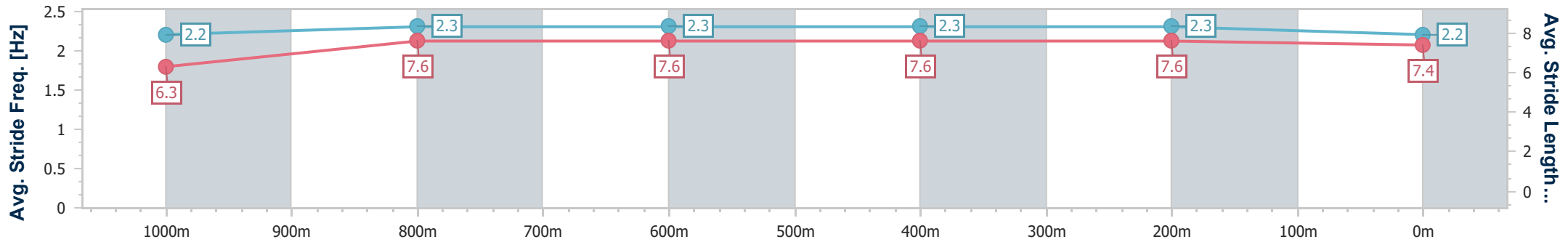
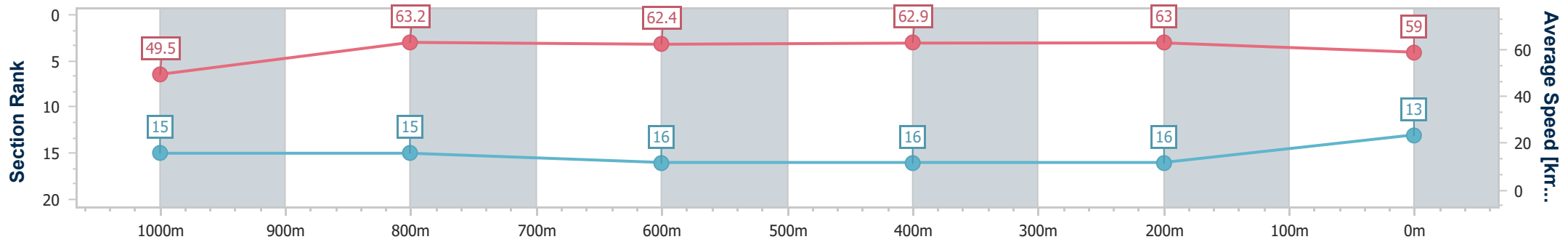
Sunshine Coast QLD Professional
Race 6: MAGIC MILLIONS Class 6 Plate - 1200m



04 January 2025 - 17:25

Track Rating: Soft 6, Weather: Fine, Rail Position: +6m Entire

Section	Overall	1000m	800m	600m	400m	200m
Section Times	1:13.05 [13] (0:14.57)	0:58.48 [15] (0:11.53)	0:46.95 [15] (0:11.72)	0:35.23 [16] (0:11.61)	0:23.62 [16] (0:11.41)	0:12.21 [16] (0:12.21)
Average Speed [km/h]	49.5	63.2	62.4	62.9	63.0	59.0
Top Speed [km/h]	62.4	63.9	63.3	64.1	64.1	62.2
Avg. Dist. to Rail [m]	11.1	3.8	2.6	2.5	6.6	7.7
Avg. Stride Freq. [Hz]	2.2	2.3	2.3	2.3	2.3	2.2
Avg. Stride Length [m]	6.3	7.6	7.6	7.6	7.6	7.4



- [] Ranking at each section and finish
- .-.- No data available at this section
- NA No data available



Horse/Jockey Name	Amore Veloce
Final Rank	14
Fastest Section Time (Section)	0:11.19 (1000m)
Top Speed [km/h] (Section)	67.1 (1000m)
Race State	Finished



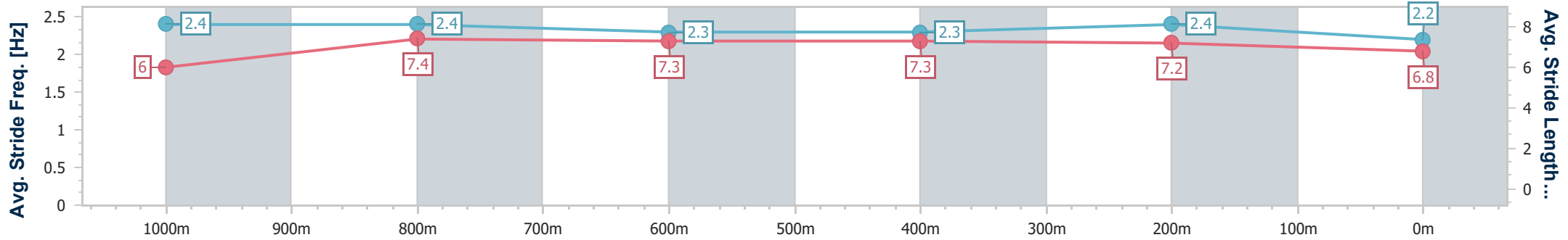
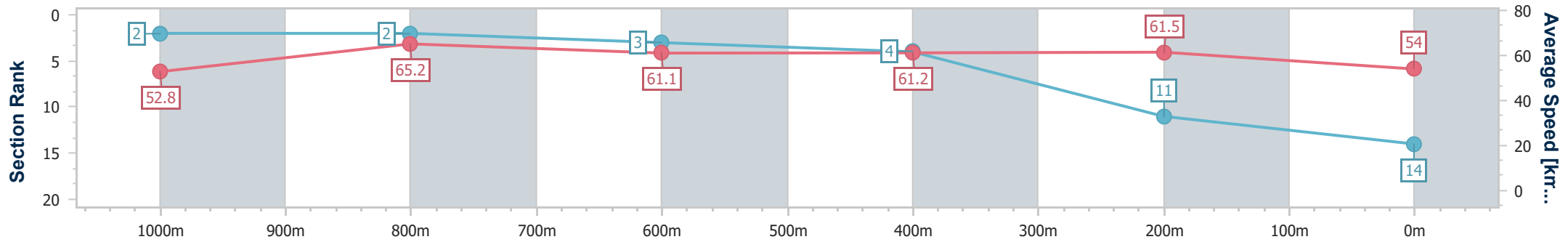
Sunshine Coast QLD Professional
Race 6: MAGIC MILLIONS Class 6 Plate - 1200m



04 January 2025 - 17:25

Track Rating: Soft 6, Weather: Fine, Rail Position: +6m Entire

Section	Overall	1000m	800m	600m	400m	200m
Section Times	1:13.66 [14] (0:13.65)	1:00.01 [2] (0:11.19)	0:48.82 [2] (0:11.88)	0:36.94 [3] (0:11.89)	0:25.05 [4] (0:11.73)	0:13.32 [11] (0:13.32)
Average Speed [km/h]	52.8	65.2	61.1	61.2	61.5	54.0
Top Speed [km/h]	67.0	67.1	62.5	62.3	62.9	58.3
Avg. Dist. to Rail [m]	10.0	4.7	1.7	2.2	5.0	4.1
Avg. Stride Freq. [Hz]	2.4	2.4	2.3	2.3	2.4	2.2
Avg. Stride Length [m]	6.0	7.4	7.3	7.3	7.2	6.8



- [] Ranking at each section and finish
- .-.- No data available at this section
- NA No data available



Horse/Jockey Name	Russian Sub
Final Rank	15
Fastest Section Time (Section)	0:11.16 (1000m)
Top Speed [km/h] (Section)	66.7 (1000m)
Race State	Finished



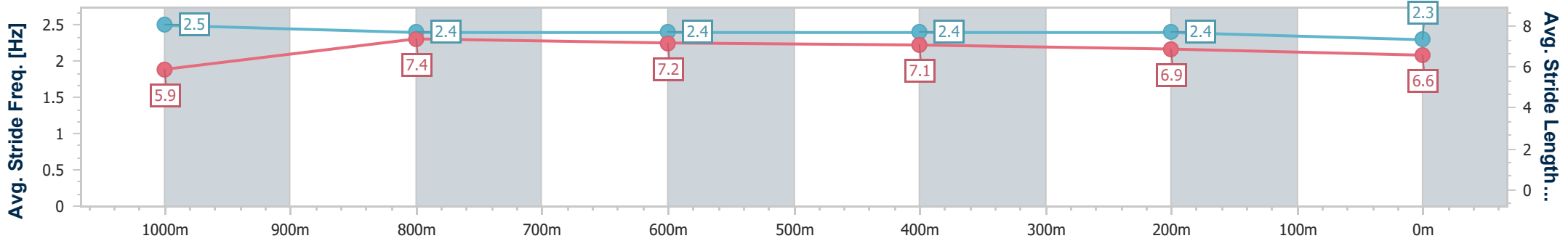
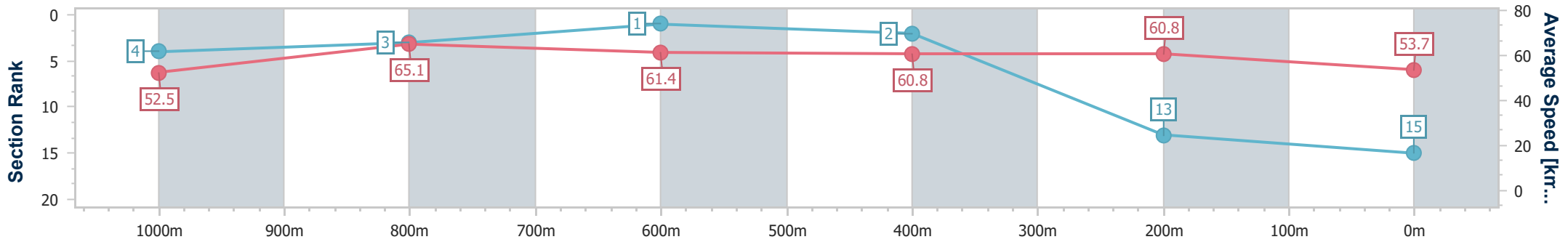
Sunshine Coast QLD Professional
Race 6: MAGIC MILLIONS Class 6 Plate - 1200m



04 January 2025 - 17:25

Track Rating: Soft 6, Weather: Fine, Rail Position: +6m Entire

Section	Overall	1000m	800m	600m	400m	200m
Section Times	1:13.79 [15] (0:13.69)	1:00.10 [4] (0:11.16)	0:48.94 [3] (0:11.76)	0:37.18 [1] (0:11.89)	0:25.29 [2] (0:11.85)	0:13.44 [13] (0:13.44)
Average Speed [km/h]	52.5	65.1	61.4	60.8	60.8	53.7
Top Speed [km/h]	66.1	66.7	65.0	62.4	63.2	57.8
Avg. Dist. to Rail [m]	8.3	3.9	1.0	0.8	2.9	2.5
Avg. Stride Freq. [Hz]	2.5	2.4	2.4	2.4	2.4	2.3
Avg. Stride Length [m]	5.9	7.4	7.2	7.1	6.9	6.6



- [] Ranking at each section and finish
- .-.- No data available at this section
- NA No data available



Horse/Jockey Name	Brentwood
Final Rank	16
Fastest Section Time (Section)	0:11.38 (1000m)
Top Speed [km/h] (Section)	65.8 (1000m)
Race State	Finished



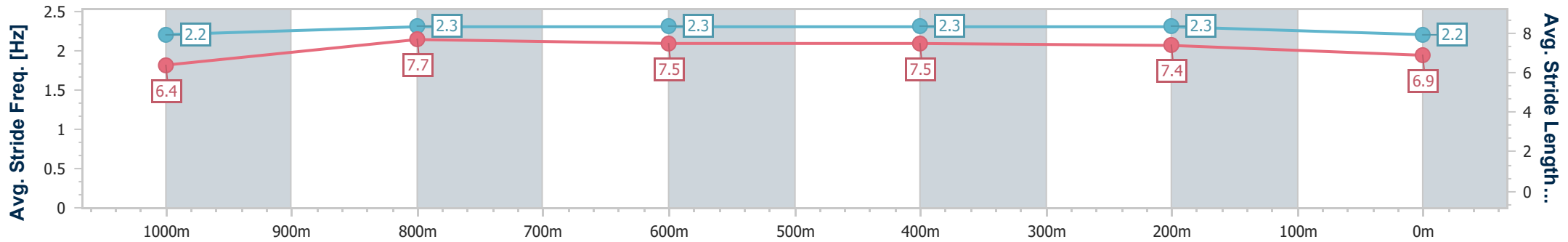
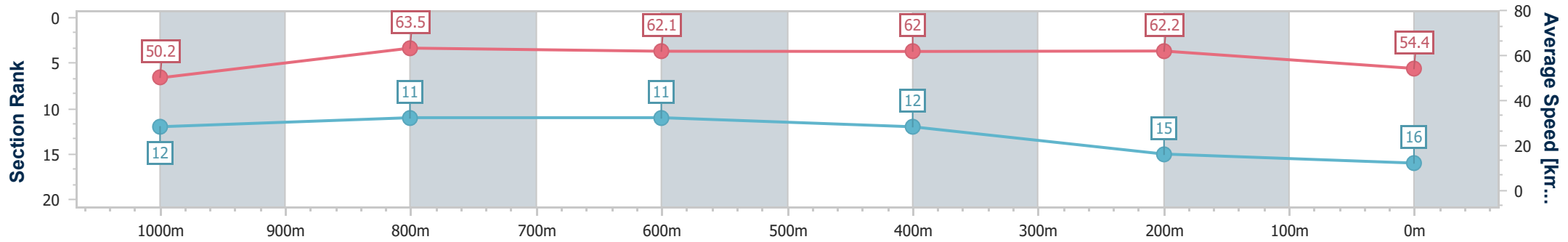
Sunshine Coast QLD Professional
Race 6: MAGIC MILLIONS Class 6 Plate - 1200m



04 January 2025 - 17:25

Track Rating: Soft 6, Weather: Fine, Rail Position: +6m Entire

Section	Overall	1000m	800m	600m	400m	200m
Section Times	1:13.96 [16] (0:14.34)	0:59.62 [12] (0:11.38)	0:48.24 [11] (0:11.76)	0:36.48 [11] (0:11.66)	0:24.82 [12] (0:11.62)	0:13.20 [15] (0:13.20)
Average Speed [km/h]	50.2	63.5	62.1	62.0	62.2	54.4
Top Speed [km/h]	64.2	65.8	62.7	63.5	63.8	60.0
Avg. Dist. to Rail [m]	3.1	2.4	1.8	1.0	1.6	0.9
Avg. Stride Freq. [Hz]	2.2	2.3	2.3	2.3	2.3	2.2
Avg. Stride Length [m]	6.4	7.7	7.5	7.5	7.4	6.9



- [] Ranking at each section and finish
- .-.- No data available at this section
- NA No data available



Sunshine Coast QLD Professional

Race 7: TAB MAGIC MILLIONS THE WAVE - 1800m

04 January 2025 - 18:06



Track Rating: Soft 6, Weather: Fine, Rail Position: +6m Entire

Section														
Field Times	Overall	1600m	1400m	1200m	1000m	800m	600m	Last 600m						
	1:52.83 (0:14.20)	1:38.63 (0:11.44)	1:27.19 (0:12.32)	1:14.87 (0:13.18)	1:01.69 (0:13.69)	0:48.00 (0:13.13)	0:34.87 (0:11.92)	0:34.87						
Rank	TAB	Horse/Jockey	Barrier	Top Speed [km/h]	Fastest Section									Distance Travelled [m]
1	10	MISS JOELENE Damian Lane	11	67.6 400m	0:10.78 400m	1:52.83 [1] (0:14.45)	1:38.38 [6] (0:11.82)	1:26.56 [6] (0:12.57)	1:13.99 [7] (0:13.36)	1:00.63 [7] (0:13.63)	0:47.00 [7] (0:13.03)	0:33.97 [9] (0:11.73)	0:33.97	
2	6	ENCODER Chad Schofield	5	66.8 400m	0:10.89 400m	1:52.86 [2] (0:14.75)	1:38.11 [10] (0:12.02)	1:26.09 [10] (0:12.52)	1:13.57 [10] (0:13.23)	1:00.34 [10] (0:13.51)	0:46.83 [10] (0:12.81)	0:34.02 [7] (0:11.69)	0:34.02	-4
3	2	BROOKHAVEN Damien Thornton	1	66.0 400m	0:11.02 400m	1:52.95 [3] (0:14.56)	1:38.39 [8] (0:11.76)	1:26.63 [7] (0:12.48)	1:14.15 [6] (0:13.15)	1:01.00 [5] (0:13.60)	0:47.40 [5] (0:13.04)	0:34.36 [5] (0:11.88)	0:34.36	-2
4	8	ARTS OBJECT Angela Jones	2	65.6 400m	0:11.15 400m	1:53.00 [4] (0:14.28)	1:38.72 [4] (0:11.64)	1:27.08 [4] (0:12.42)	1:14.66 [3] (0:13.24)	1:01.42 [3] (0:13.60)	0:47.82 [3] (0:12.98)	0:34.84 [3] (0:12.07)	0:34.84	-10
5	1	LOCH EAGLE Jason Collett	4	66.4 400m	0:11.02 400m	1:53.05 [5] (0:14.20)	1:38.85 [2] (0:11.83)	1:27.02 [5] (0:12.59)	1:14.43 [5] (0:13.44)	1:00.99 [6] (0:13.58)	0:47.41 [6] (0:13.09)	0:34.32 [6] (0:11.76)	0:34.32	+4
6	4	GOLD BULLION Regan Bayliss	8	65.8 400m	0:11.18 400m	1:53.14 [6] (0:14.20)	1:38.94 [1] (0:11.55)	1:27.39 [2] (0:12.31)	1:15.08 [2] (0:13.42)	1:01.66 [2] (0:13.57)	0:48.09 [2] (0:13.04)	0:35.05 [2] (0:12.07)	0:35.05	-8
7	11	RAPT Tim Clark	10	69.3 400m	0:10.67 400m	1:53.16 [7] (0:14.95)	1:38.21 [11] (0:11.94)	1:26.27 [11] (0:12.46)	1:13.81 [11] (0:13.23)	1:00.58 [11] (0:13.76)	0:46.82 [11] (0:12.98)	0:33.84 [11] (0:11.63)	0:33.84	-7
8	13	I'M HEROIC Samantha Collett	7	67.4 400m	0:10.98 400m	1:53.25 [8] (0:14.29)	1:38.96 [5] (0:11.59)	1:27.37 [3] (0:12.59)	1:14.78 [4] (0:13.48)	1:01.30 [4] (0:13.55)	0:47.75 [4] (0:13.08)	0:34.67 [4] (0:11.82)	0:34.67	+0
9	5	TANNHAUSER Blake Shinn	6	66.7 400m	0:10.93 400m	1:53.42 [9] (0:14.66)	1:38.76 [9] (0:11.89)	1:26.87 [9] (0:12.49)	1:14.38 [9] (0:13.24)	1:01.14 [8] (0:13.58)	0:47.56 [8] (0:12.99)	0:34.57 [8] (0:11.85)	0:34.57	+4
10	3	GUZUMPED Tyler Schiller	3	65.7 400m	0:11.07 400m	1:53.55 [10] (0:14.50)	1:39.05 [7] (0:11.89)	1:27.16 [8] (0:12.57)	1:14.59 [8] (0:13.51)	1:01.08 [9] (0:13.55)	0:47.53 [9] (0:12.94)	0:34.59 [10] (0:11.79)	0:34.59	-3

Scratched: Dazzle Legend (#7), Three Graces (#9)

[] Ranking at each section and finish
 -:-:- No data available at this section
 NA No data available

SCN Saddle cloth number
 DNF Did not finish
 DNT Did not track



Sunshine Coast QLD Professional
Race 7: TAB MAGIC MILLIONS THE WAVE - 1800m
04 January 2025 - 18:06



Track Rating: Soft 6, Weather: Fine, Rail Position: +6m Entire

Section		Overall	1600m	1400m	1200m	1000m	800m	600m	Last 600m				
Field Times		1:52.83 (0:14.20)	1:38.63 (0:11.44)	1:27.19 (0:12.32)	1:14.87 (0:13.18)	1:01.69 (0:13.69)	0:48.00 (0:13.13)	0:34.87 (0:11.92)	0:34.87				
Rank	TAB Horse/Jockey	Barrier	Top Speed [km/h]	Fastest Section	Distance Travelled [m]								
11	12 SIMPLY FUN Georgina Cartwright	9	64.5 1600m	0:11.42 1600m	1:53.57 [11] (0:14.22)	1:39.35 [3] (0:11.42)	1:27.93 [1] (0:12.32)	1:15.61 [1] (0:13.18)	1:02.43 [1] (0:13.69)	0:48.74 [1] (0:13.13)	0:35.61 [1] (0:11.92)	0:35.61	-3

Scratched: Dazzle Legend (#7), Three Graces (#9)

[] Ranking at each section and finish
 -:-:- No data available at this section
 NA No data available

SCN Saddle cloth number
 DNF Did not finish
 DNT Did not track



Sunshine Coast QLD Professional
Race 7: TAB MAGIC MILLIONS THE WAVE - 1800m
04 January 2025 - 18:06



Track Rating: Soft 6, Weather: Fine, Rail Position: +6m Entire

Section				400m	200m			Last 600m			
Field Times				0:22.95 (0:11.46)	0:11.49 (0:11.49)			0:34.87			
Rank	TAB	Horse/Jockey	Barrier	Top Speed [km/h]	Fastest Section	Margin				Distance Travelled [m]	
1	10	MISS JOELENE Damian Lane	11	67.6 400m	0:10.78 400m	0:22.24 [8] (0:10.78)	0:11.46 [2] (0:11.46)	1:52.83			0:33.97
2	6	ENCODER Chad Schofield	5	66.8 400m	0:10.89 400m	0:22.33 [7] (0:10.89)	0:11.44 [6] (0:11.44)	0.18L			0:34.02 -4
3	2	BROOKHAVEN Damien Thornton	1	66.0 400m	0:11.02 400m	0:22.48 [5] (0:11.02)	0:11.46 [7] (0:11.46)	0.67L			0:34.36 -2
4	8	ARTS OBJECT Angela Jones	2	65.6 400m	0:11.15 400m	0:22.77 [3] (0:11.15)	0:11.62 [5] (0:11.62)	0.99L			0:34.84 -10
5	1	LOCH EAGLE Jason Collett	4	66.4 400m	0:11.02 400m	0:22.56 [6] (0:11.02)	0:11.54 [8] (0:11.54)	1.26L			0:34.32 +4
6	4	GOLD BULLION Regan Bayliss	8	65.8 400m	0:11.18 400m	0:22.98 [2] (0:11.18)	0:11.80 [1] (0:11.80)	1.82L			0:35.05 -8
7	11	RAPT Tim Clark	10	69.3 400m	0:10.67 400m	0:22.21 [11] (0:10.67)	0:11.54 [9] (0:11.54)	1.9L			0:33.84 -7
8	13	I'M HEROIC Samantha Collett	7	67.4 400m	0:10.98 400m	0:22.85 [4] (0:10.98)	0:11.87 [4] (0:11.87)	2.42L			0:34.67 +0
9	5	TANNHAUSER Blake Shinn	6	66.7 400m	0:10.93 400m	0:22.72 [9] (0:10.93)	0:11.79 [10] (0:11.79)	3.44L			0:34.57 +4
10	3	GUZUMPED Tyler Schiller	3	65.7 400m	0:11.07 400m	0:22.80 [10] (0:11.07)	0:11.73 [11] (0:11.73)	4.24L			0:34.59 -3

Scratched: Dazzle Legend (#7), Three Graces (#9)

[] Ranking at each section and finish
 -:-:- No data available at this section
 NA No data available

SCN Saddle cloth number
 DNF Did not finish
 DNT Did not track



Sunshine Coast QLD Professional
Race 7: TAB MAGIC MILLIONS THE WAVE - 1800m
04 January 2025 - 18:06



Track Rating: Soft 6, Weather: Fine, Rail Position: +6m Entire

Section		400m	200m			Last 600m			
Field Times		0:22.95 (0:11.46)	0:11.49 (0:11.49)			0:34.87			
Rank	TAB Horse/Jockey	Barrier	Top Speed [km/h]	Fastest Section	Margin	Distance Travelled [m]			
11	12 SIMPLY FUN	9	64.5	0:11.42	0:23.69 [1]	0:12.20 [2]	4.34L	0:35.61	-3
	Georgina Cartwright		1600m	1600m	(0:11.49)	(0:12.20)			

Scratched: Dazzle Legend (#7), Three Graces (#9)

[] Ranking at each section and finish
 -:-:- No data available at this section
 NA No data available

SCN Saddle cloth number
 DNF Did not finish
 DNT Did not track



Horse/Jockey Name	Miss Joelene
Final Rank	1
Fastest Section Time (Section)	0:10.78 (400m)
Top Speed [km/h] (Section)	67.6 (400m)
Race State	Finished



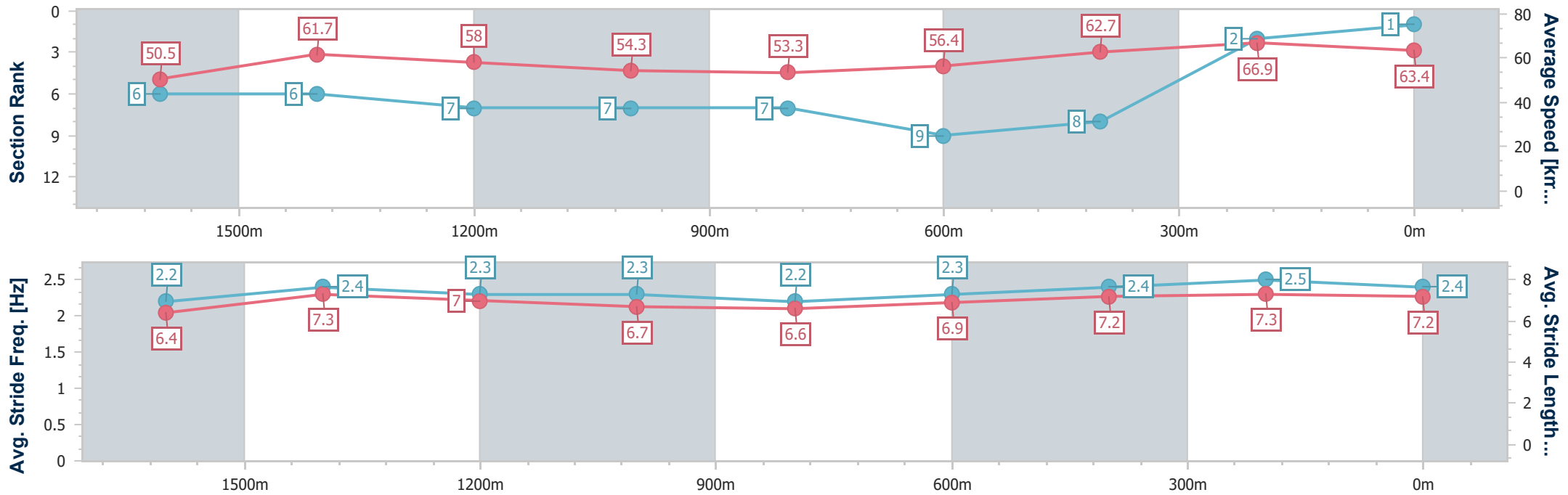
Sunshine Coast QLD Professional
Race 7: TAB MAGIC MILLIONS THE WAVE - 1800m



04 January 2025 - 18:06

Track Rating: Soft 6, Weather: Fine, Rail Position: +6m Entire

Section	Overall	1600m	1400m	1200m	1000m	800m	600m	400m	200m
Section Times	1:52.83 [1] (0:14.45)	1:38.38 [6] (0:11.82)	1:26.56 [6] (0:12.57)	1:13.99 [7] (0:13.36)	1:00.63 [7] (0:13.63)	0:47.00 [7] (0:13.03)	0:33.97 [9] (0:11.73)	0:22.24 [8] (0:10.78)	0:11.46 [2] (0:11.46)
Average Speed [km/h]	50.5	61.7	58.0	54.3	53.3	56.4	62.7	66.9	63.4
Top Speed [km/h]	63.9	63.0	60.9	57.2	54.3	59.5	65.4	67.6	65.7
Avg. Dist. to Rail [m]	8.6	5.3	5.2	4.9	3.8	3.4	3.9	7.7	5.9
Avg. Stride Freq. [Hz]	2.2	2.4	2.3	2.3	2.2	2.3	2.4	2.5	2.4
Avg. Stride Length [m]	6.4	7.3	7.0	6.7	6.6	6.9	7.2	7.3	7.2



- [] Ranking at each section and finish
- .-.- No data available at this section
- NA No data available



Horse/Jockey Name	Encoder
Final Rank	2
Fastest Section Time (Section)	0:10.89 (400m)
Top Speed [km/h] (Section)	66.8 (400m)
Race State	Finished



Sunshine Coast QLD Professional

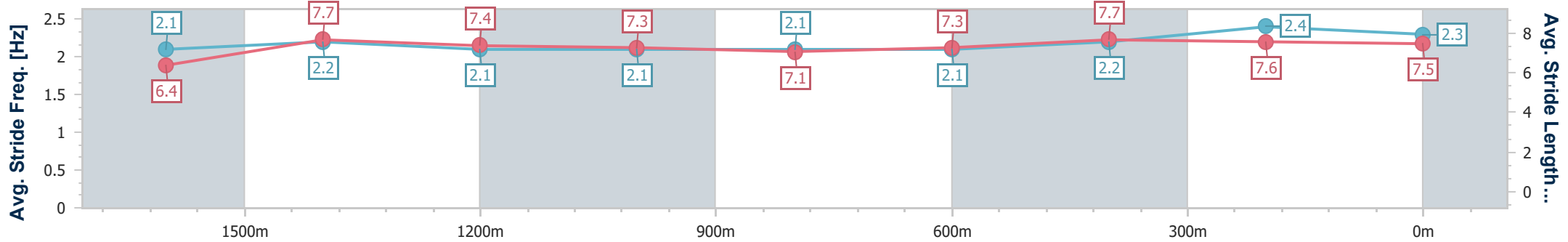
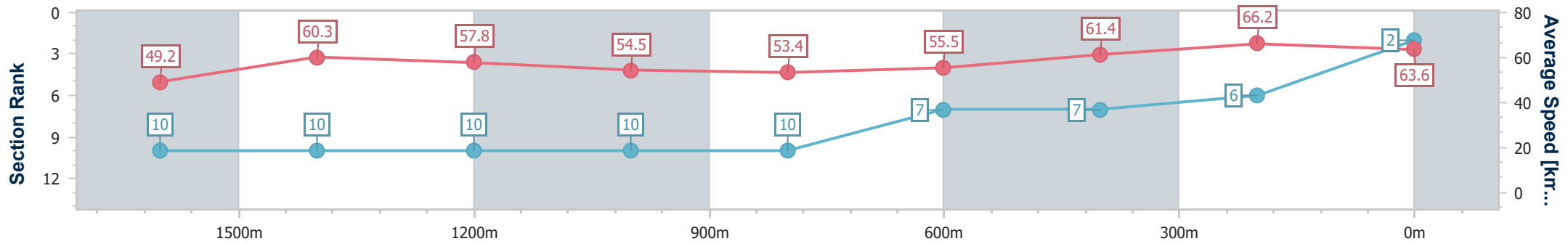
Race 7: TAB MAGIC MILLIONS THE WAVE - 1800m



04 January 2025 - 18:06

Track Rating: Soft 6, Weather: Fine, Rail Position: +6m Entire

Section	Overall	1600m	1400m	1200m	1000m	800m	600m	400m	200m			
Section Times	1:52.86 [2] (0:14.75)	1:38.11 [10] (0:12.02)	1:26.09 [10] (0:12.52)	1:13.57 [10] (0:13.23)	1:00.34 [10] (0:13.51)	0:46.83 [10] (0:12.81)	0:34.02 [7] (0:11.69)	0:22.33 [7] (0:10.89)	0:11.44 [6] (0:11.44)			
Average Speed [km/h]	49.2	60.3	57.8	54.5	53.4	55.5	61.4	66.2	63.6			
Top Speed [km/h]	60.5	61.0	60.5	58.3	53.9	58.7	63.5	66.8	66.1			
Avg. Dist. to Rail [m]	3.7	3.0	2.6	1.4	0.9	1.6	0.7	1.1	1.2			
Avg. Stride Freq. [Hz]	2.1	2.2	2.1	2.1	2.1	2.1	2.2	2.4	2.3			
Avg. Stride Length [m]	6.4	7.7	7.4	7.3	7.1	7.3	7.7	7.6	7.5			



- [] Ranking at each section and finish
- .-.- No data available at this section
- NA No data available



Horse/Jockey Name	Brookhaven
Final Rank	3
Fastest Section Time (Section)	0:11.02 (400m)
Top Speed [km/h] (Section)	66.0 (400m)
Race State	Finished



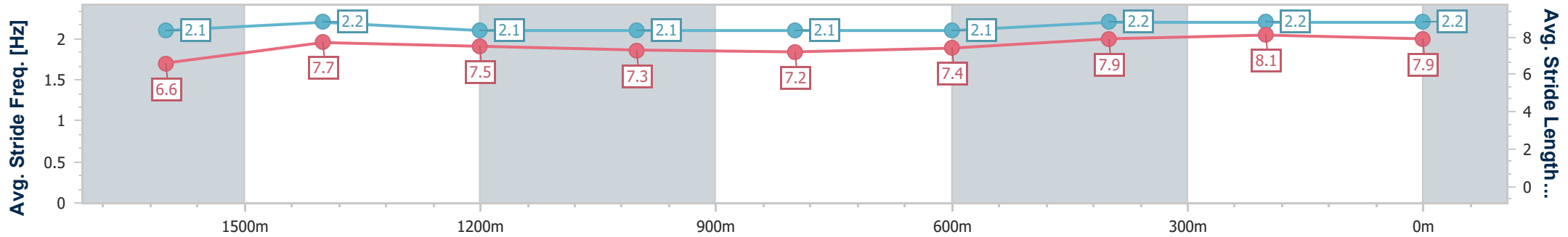
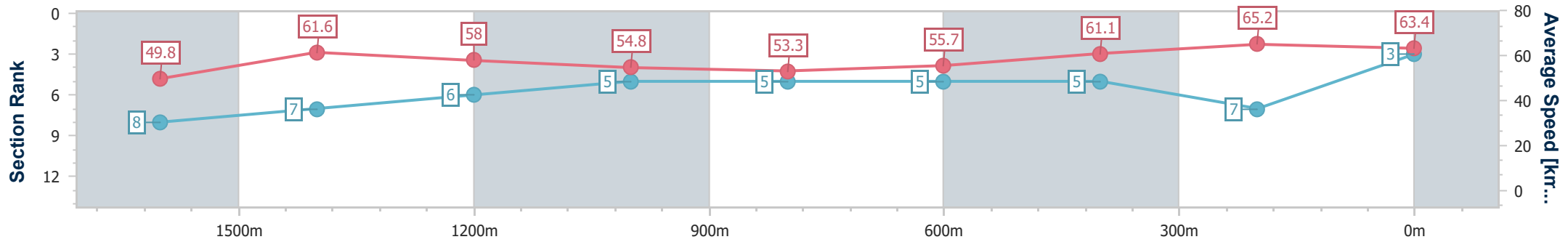
Sunshine Coast QLD Professional
Race 7: TAB MAGIC MILLIONS THE WAVE - 1800m



04 January 2025 - 18:06

Track Rating: Soft 6, Weather: Fine, Rail Position: +6m Entire

Section	Overall	1600m	1400m	1200m	1000m	800m	600m	400m	200m
Section Times	1:52.95 [3] (0:14.56)	1:38.39 [8] (0:11.76)	1:26.63 [7] (0:12.48)	1:14.15 [6] (0:13.15)	1:01.00 [5] (0:13.60)	0:47.40 [5] (0:13.04)	0:34.36 [5] (0:11.88)	0:22.48 [5] (0:11.02)	0:11.46 [7] (0:11.46)
Average Speed [km/h]	49.8	61.6	58.0	54.8	53.3	55.7	61.1	65.2	63.4
Top Speed [km/h]	61.9	62.0	60.9	57.2	53.9	58.9	63.1	66.0	65.2
Avg. Dist. to Rail [m]	1.3	2.5	2.4	2.4	2.2	1.4	1.1	1.9	1.9
Avg. Stride Freq. [Hz]	2.1	2.2	2.1	2.1	2.1	2.1	2.2	2.2	2.2
Avg. Stride Length [m]	6.6	7.7	7.5	7.3	7.2	7.4	7.9	8.1	7.9



- [] Ranking at each section and finish
- .-.- No data available at this section
- NA No data available



Horse/Jockey Name	Arts Object
Final Rank	4
Fastest Section Time (Section)	0:11.15 (400m)
Top Speed [km/h] (Section)	65.6 (400m)
Race State	Finished



Sunshine Coast QLD Professional

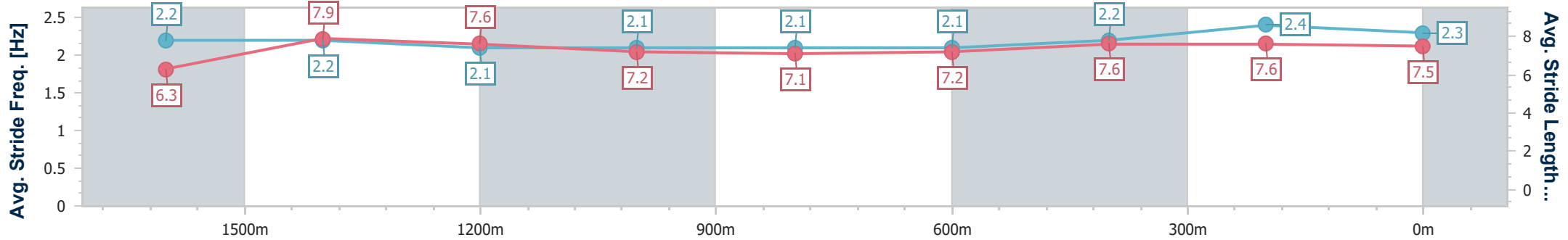
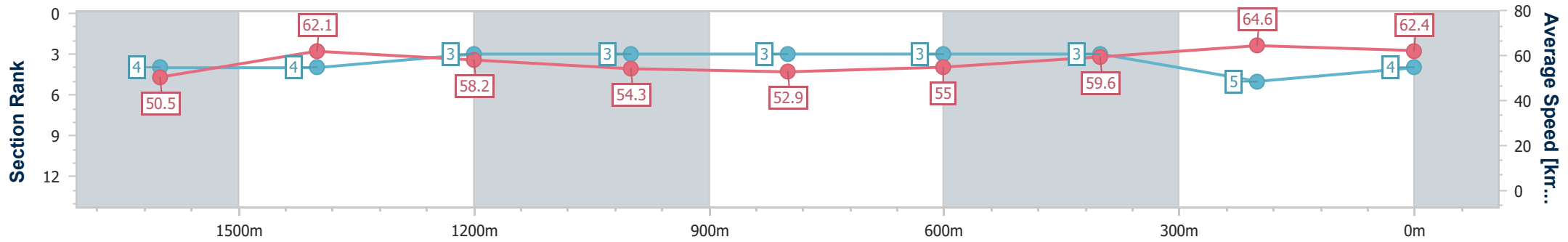
Race 7: TAB MAGIC MILLIONS THE WAVE - 1800m



04 January 2025 - 18:06

Track Rating: Soft 6, Weather: Fine, Rail Position: +6m Entire

Section	Overall	1600m	1400m	1200m	1000m	800m	600m	400m	200m			
Section Times	1:53.00 [4] (0:14.28)	1:38.72 [4] (0:11.64)	1:27.08 [4] (0:12.42)	1:14.66 [3] (0:13.24)	1:01.42 [3] (0:13.60)	0:47.82 [3] (0:12.98)	0:34.84 [3] (0:12.07)	0:22.77 [3] (0:11.15)	0:11.62 [5] (0:11.62)			
Average Speed [km/h]	50.5	62.1	58.2	54.3	52.9	55.0	59.6	64.6	62.4			
Top Speed [km/h]	63.2	63.4	60.4	57.0	53.6	58.3	63.7	65.6	64.2			
Avg. Dist. to Rail [m]	1.8	0.9	1.0	0.6	0.5	1.2	0.4	2.4	4.1			
Avg. Stride Freq. [Hz]	2.2	2.2	2.1	2.1	2.1	2.1	2.2	2.4	2.3			
Avg. Stride Length [m]	6.3	7.9	7.6	7.2	7.1	7.2	7.6	7.6	7.5			



- [] Ranking at each section and finish
- .-.- No data available at this section
- NA No data available



Horse/Jockey Name	Loch Eagle
Final Rank	5
Fastest Section Time (Section)	0:11.02 (400m)
Top Speed [km/h] (Section)	66.4 (400m)
Race State	Finished



Sunshine Coast QLD Professional

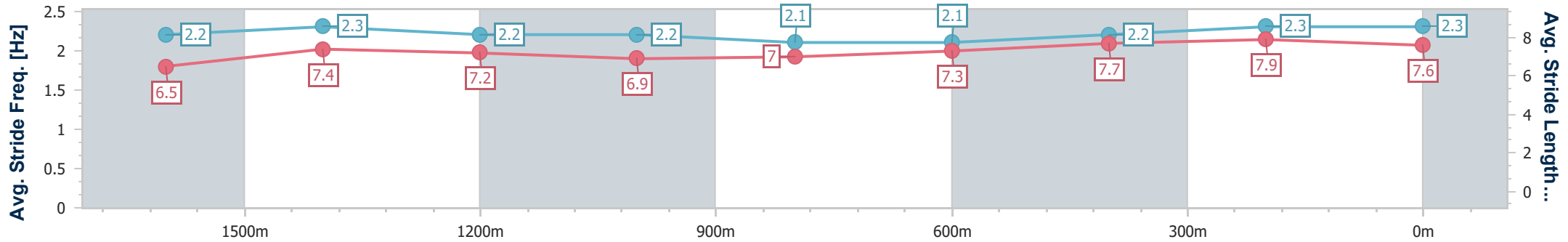
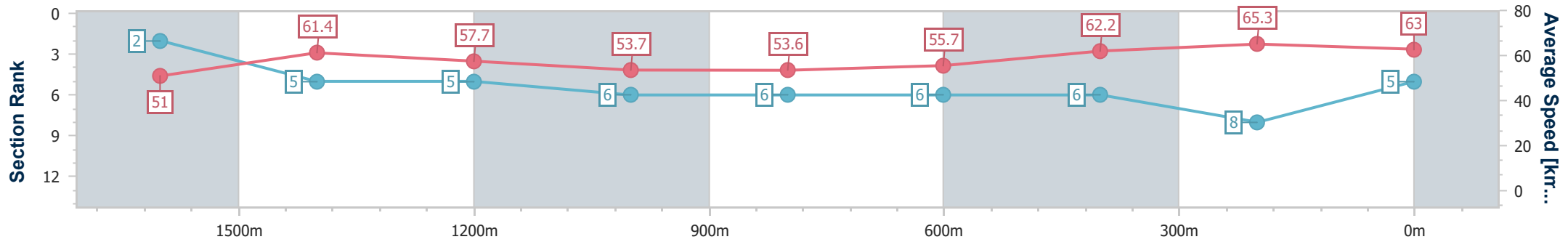
Race 7: TAB MAGIC MILLIONS THE WAVE - 1800m



04 January 2025 - 18:06

Track Rating: Soft 6, Weather: Fine, Rail Position: +6m Entire

Section	Overall	1600m	1400m	1200m	1000m	800m	600m	400m	200m			
Section Times	1:53.05 [5] (0:14.20)	1:38.85 [2] (0:11.83)	1:27.02 [5] (0:12.59)	1:14.43 [5] (0:13.44)	1:00.99 [6] (0:13.58)	0:47.41 [6] (0:13.09)	0:34.32 [6] (0:11.76)	0:22.56 [6] (0:11.02)	0:11.54 [8] (0:11.54)			
Average Speed [km/h]	51.0	61.4	57.7	53.7	53.6	55.7	62.2	65.3	63.0			
Top Speed [km/h]	63.2	62.9	60.7	56.8	54.2	58.6	64.5	66.4	64.2			
Avg. Dist. to Rail [m]	3.5	3.4	3.3	3.4	3.2	2.5	2.3	7.8	8.2			
Avg. Stride Freq. [Hz]	2.2	2.3	2.2	2.2	2.1	2.1	2.2	2.3	2.3			
Avg. Stride Length [m]	6.5	7.4	7.2	6.9	7.0	7.3	7.7	7.9	7.6			



- [] Ranking at each section and finish
- .-.- No data available at this section
- NA No data available



Horse/Jockey Name	Gold Bullion
Final Rank	6
Fastest Section Time (Section)	0:11.18 (400m)
Top Speed [km/h] (Section)	65.8 (400m)
Race State	Finished



Sunshine Coast QLD Professional

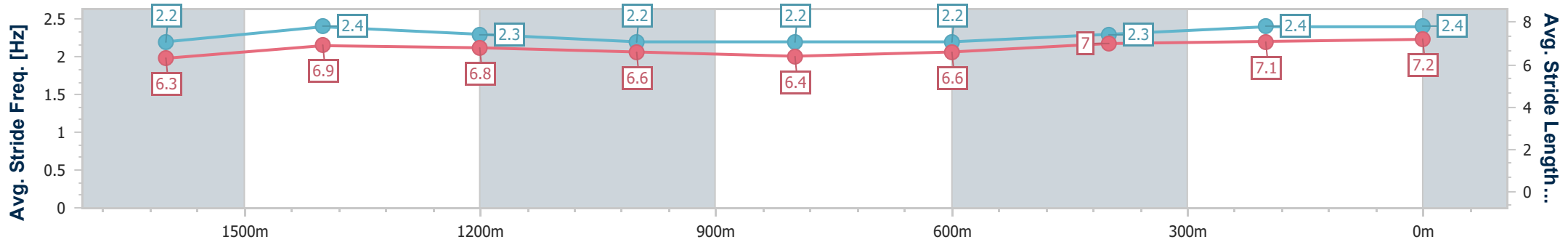
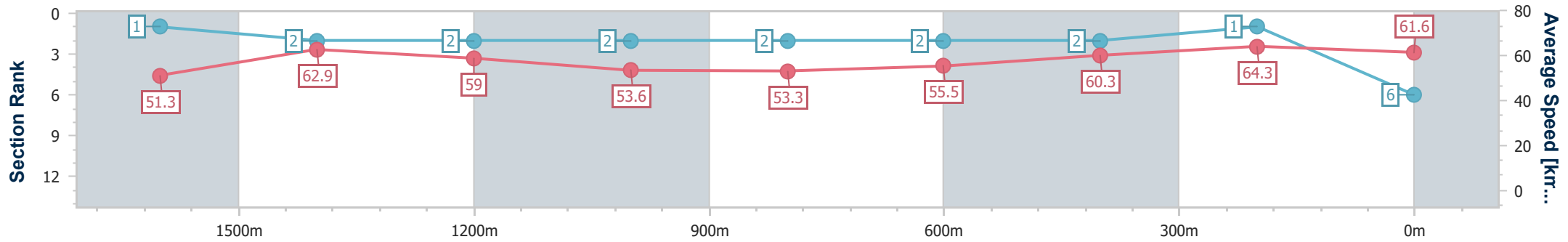
Race 7: TAB MAGIC MILLIONS THE WAVE - 1800m



04 January 2025 - 18:06

Track Rating: Soft 6, Weather: Fine, Rail Position: +6m Entire

Section	Overall	1600m	1400m	1200m	1000m	800m	600m	400m	200m				
Section Times	1:53.14 [6] (0:14.20)	1:38.94 [1] (0:11.55)	1:27.39 [2] (0:12.31)	1:15.08 [2] (0:13.42)	1:01.66 [2] (0:13.57)	0:48.09 [2] (0:13.04)	0:35.05 [2] (0:12.07)	0:22.98 [2] (0:11.18)	0:11.80 [1] (0:11.80)				
Average Speed [km/h]	51.3	62.9	59.0	53.6	53.3	55.5	60.3	64.3	61.6				
Top Speed [km/h]	62.8	63.8	62.3	55.1	53.6	58.0	62.2	65.8	64.1				
Avg. Dist. to Rail [m]	7.1	3.6	2.1	1.6	1.6	1.0	1.6	6.4	9.1				
Avg. Stride Freq. [Hz]	2.2	2.4	2.3	2.2	2.2	2.2	2.3	2.4	2.4				
Avg. Stride Length [m]	6.3	6.9	6.8	6.6	6.4	6.6	7.0	7.1	7.2				



- [] Ranking at each section and finish
- .-.- No data available at this section
- NA No data available



Horse/Jockey Name	Rapt
Final Rank	7
Fastest Section Time (Section)	0:10.67 (400m)
Top Speed [km/h] (Section)	69.3 (400m)
Race State	Finished



Sunshine Coast QLD Professional

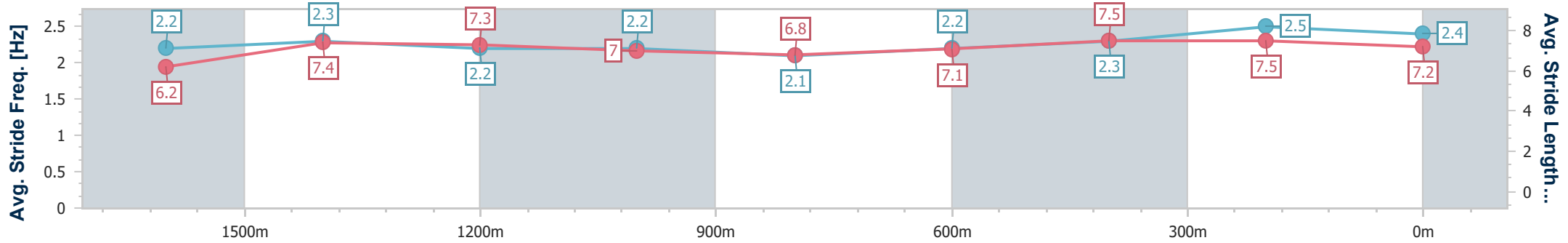
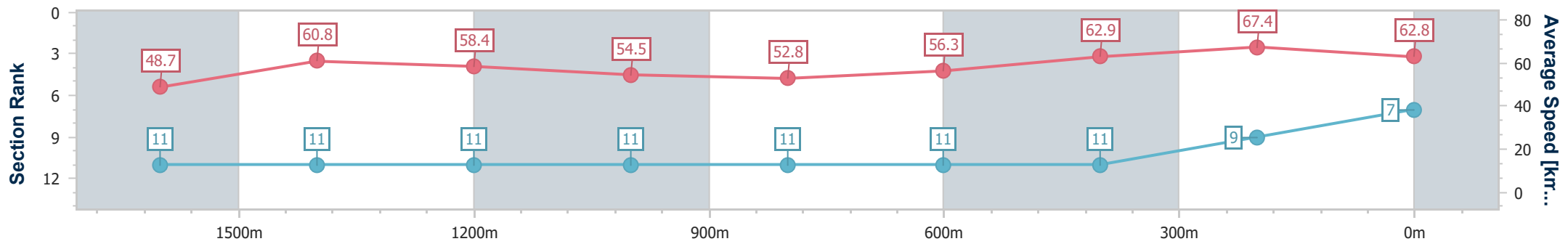
Race 7: TAB MAGIC MILLIONS THE WAVE - 1800m



04 January 2025 - 18:06

Track Rating: Soft 6, Weather: Fine, Rail Position: +6m Entire

Section	Overall	1600m	1400m	1200m	1000m	800m	600m	400m	200m			
Section Times	1:53.16 [7] (0:14.95)	1:38.21 [11] (0:11.94)	1:26.27 [11] (0:12.46)	1:13.81 [11] (0:13.23)	1:00.58 [11] (0:13.76)	0:46.82 [11] (0:12.98)	0:33.84 [11] (0:11.63)	0:22.21 [11] (0:10.67)	0:11.54 [9] (0:11.54)			
Average Speed [km/h]	48.7	60.8	58.4	54.5	52.8	56.3	62.9	67.4	62.8			
Top Speed [km/h]	60.0	61.5	61.6	56.9	54.2	61.2	66.3	69.3	66.4			
Avg. Dist. to Rail [m]	7.5	2.9	3.2	3.4	3.0	2.4	2.6	8.3	8.6			
Avg. Stride Freq. [Hz]	2.2	2.3	2.2	2.2	2.1	2.2	2.3	2.5	2.4			
Avg. Stride Length [m]	6.2	7.4	7.3	7.0	6.8	7.1	7.5	7.5	7.2			



- [] Ranking at each section and finish
- .-.- No data available at this section
- NA No data available



Horse/Jockey Name	I'm Heroic
Final Rank	8
Fastest Section Time (Section)	0:10.98 (400m)
Top Speed [km/h] (Section)	67.4 (400m)
Race State	Finished



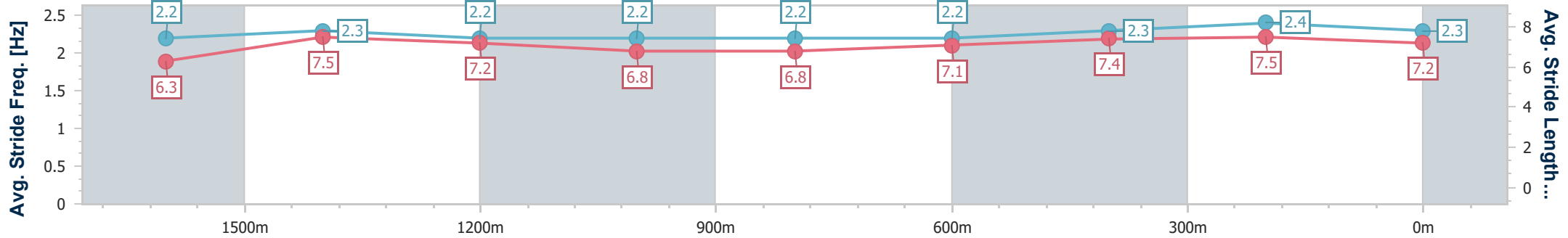
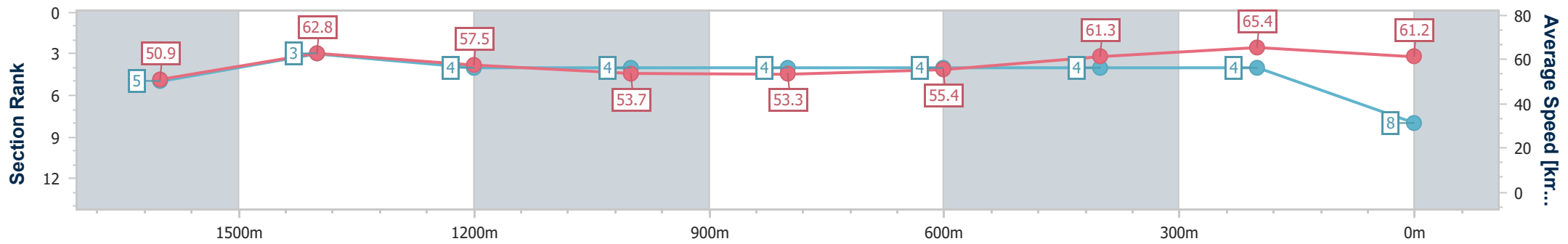
Sunshine Coast QLD Professional
Race 7: TAB MAGIC MILLIONS THE WAVE - 1800m



04 January 2025 - 18:06

Track Rating: Soft 6, Weather: Fine, Rail Position: +6m Entire

Section	Overall	1600m	1400m	1200m	1000m	800m	600m	400m	200m
Section Times	1:53.25 [8] (0:14.29)	1:38.96 [5] (0:11.59)	1:27.37 [3] (0:12.59)	1:14.78 [4] (0:13.48)	1:01.30 [4] (0:13.55)	0:47.75 [4] (0:13.08)	0:34.67 [4] (0:11.82)	0:22.85 [4] (0:10.98)	0:11.87 [4] (0:11.87)
Average Speed [km/h]	50.9	62.8	57.5	53.7	53.3	55.4	61.3	65.4	61.2
Top Speed [km/h]	64.2	64.8	60.3	55.2	54.3	58.6	62.9	67.4	63.4
Avg. Dist. to Rail [m]	6.7	3.0	3.0	3.2	2.8	1.2	0.8	5.9	6.6
Avg. Stride Freq. [Hz]	2.2	2.3	2.2	2.2	2.2	2.2	2.3	2.4	2.3
Avg. Stride Length [m]	6.3	7.5	7.2	6.8	6.8	7.1	7.4	7.5	7.2



- [] Ranking at each section and finish
- .-.- No data available at this section
- NA No data available



Horse/Jockey Name	Tannhauser
Final Rank	9
Fastest Section Time (Section)	0:10.93 (400m)
Top Speed [km/h] (Section)	66.7 (400m)
Race State	Finished



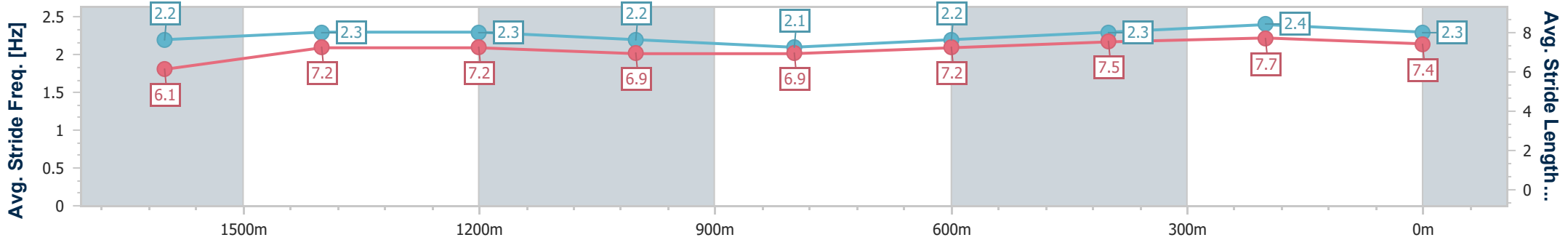
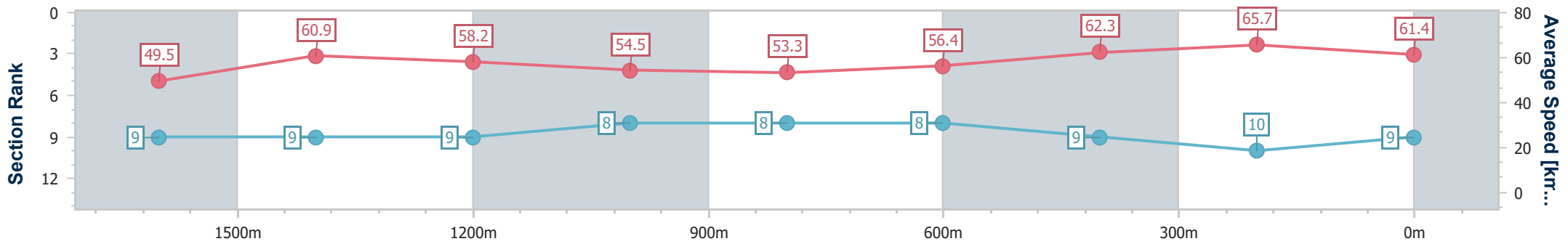
Sunshine Coast QLD Professional
Race 7: TAB MAGIC MILLIONS THE WAVE - 1800m



04 January 2025 - 18:06

Track Rating: Soft 6, Weather: Fine, Rail Position: +6m Entire

Section	Overall	1600m	1400m	1200m	1000m	800m	600m	400m	200m			
Section Times	1:53.42 [9] (0:14.66)	1:38.76 [9] (0:11.89)	1:26.87 [9] (0:12.49)	1:14.38 [9] (0:13.24)	1:01.14 [8] (0:13.58)	0:47.56 [8] (0:12.99)	0:34.57 [8] (0:11.85)	0:22.72 [9] (0:10.93)	0:11.79 [10] (0:11.79)			
Average Speed [km/h]	49.5	60.9	58.2	54.5	53.3	56.4	62.3	65.7	61.4			
Top Speed [km/h]	61.5	62.5	60.5	57.0	54.4	59.5	65.7	66.7	65.1			
Avg. Dist. to Rail [m]	4.7	3.1	2.9	3.2	2.9	2.7	4.0	8.6	8.6			
Avg. Stride Freq. [Hz]	2.2	2.3	2.3	2.2	2.1	2.2	2.3	2.4	2.3			
Avg. Stride Length [m]	6.1	7.2	7.2	6.9	6.9	7.2	7.5	7.7	7.4			



- [] Ranking at each section and finish
- .-.- No data available at this section
- NA No data available



Horse/Jockey Name	Guzumped
Final Rank	10
Fastest Section Time (Section)	0:11.07 (400m)
Top Speed [km/h] (Section)	65.7 (400m)
Race State	Finished



Sunshine Coast QLD Professional

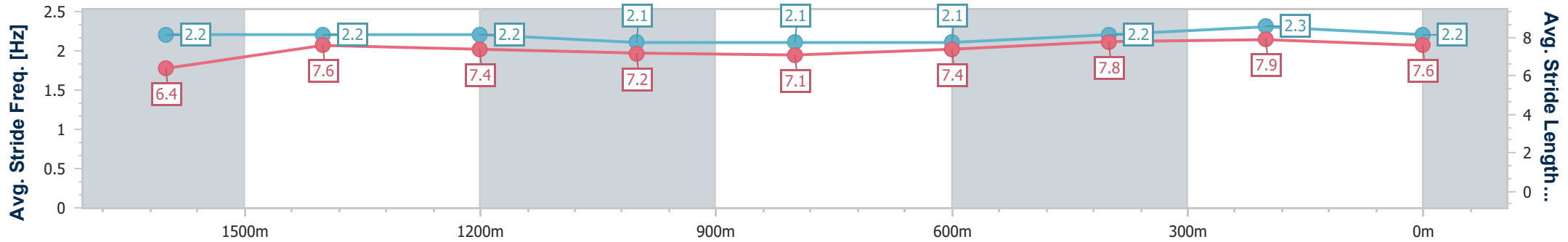
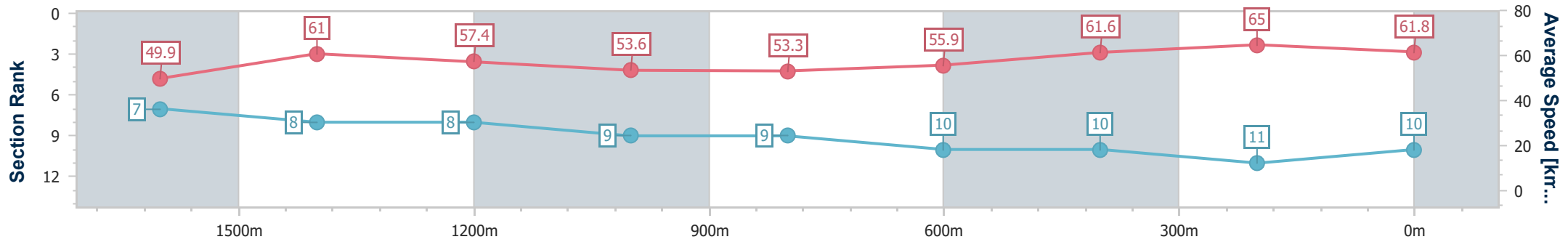
Race 7: TAB MAGIC MILLIONS THE WAVE - 1800m



04 January 2025 - 18:06

Track Rating: Soft 6, Weather: Fine, Rail Position: +6m Entire

Section	Overall	1600m	1400m	1200m	1000m	800m	600m	400m	200m				
Section Times	1:53.55 [10] (0:14.50)	1:39.05 [7] (0:11.89)	1:27.16 [8] (0:12.57)	1:14.59 [8] (0:13.51)	1:01.08 [9] (0:13.55)	0:47.53 [9] (0:12.94)	0:34.59 [10] (0:11.79)	0:22.80 [10] (0:11.07)	0:11.73 [11] (0:11.73)				
Average Speed [km/h]	49.9	61.0	57.4	53.6	53.3	55.9	61.6	65.0	61.8				
Top Speed [km/h]	60.7	61.8	60.3	56.6	54.5	59.1	64.2	65.7	64.4				
Avg. Dist. to Rail [m]	2.8	2.2	2.0	2.4	2.1	0.6	1.5	7.2	8.8				
Avg. Stride Freq. [Hz]	2.2	2.2	2.2	2.1	2.1	2.1	2.2	2.3	2.2				
Avg. Stride Length [m]	6.4	7.6	7.4	7.2	7.1	7.4	7.8	7.9	7.6				



- [] Ranking at each section and finish
- .-.- No data available at this section
- NA No data available



Horse/Jockey Name	Simply Fun
Final Rank	11
Fastest Section Time (Section)	0:11.42 (1600m)
Top Speed [km/h] (Section)	64.5 (1600m)
Race State	Finished



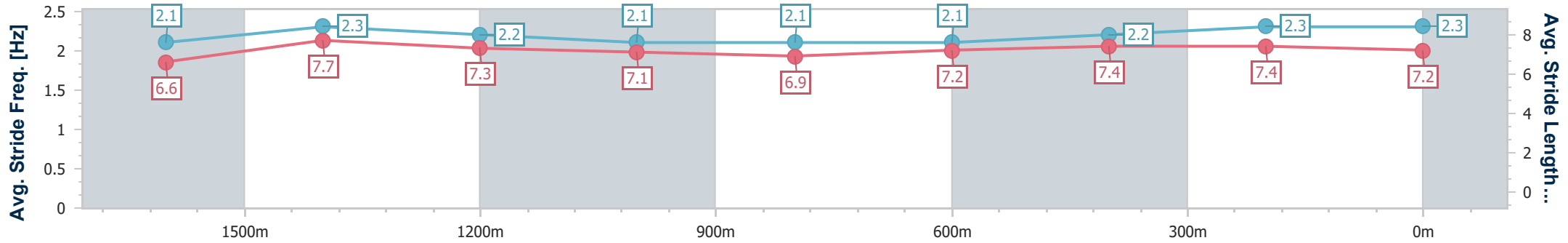
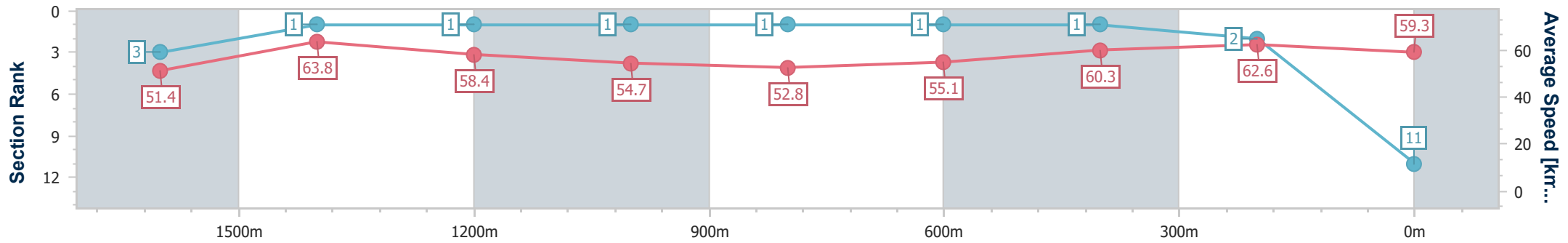
Sunshine Coast QLD Professional
Race 7: TAB MAGIC MILLIONS THE WAVE - 1800m



04 January 2025 - 18:06

Track Rating: Soft 6, Weather: Fine, Rail Position: +6m Entire

Section	Overall	1600m	1400m	1200m	1000m	800m	600m	400m	200m			
Section Times	1:53.57 [11] (0:14.22)	1:39.35 [3] (0:11.42)	1:27.93 [1] (0:12.32)	1:15.61 [1] (0:13.18)	1:02.43 [1] (0:13.69)	0:48.74 [1] (0:13.13)	0:35.61 [1] (0:11.92)	0:23.69 [1] (0:11.49)	0:12.20 [2] (0:12.20)			
Average Speed [km/h]	51.4	63.8	58.4	54.7	52.8	55.1	60.3	62.6	59.3			
Top Speed [km/h]	64.3	64.5	61.9	58.0	56.1	57.5	62.5	63.0	62.1			
Avg. Dist. to Rail [m]	7.9	4.0	1.0	0.3	2.1	0.9	0.5	3.5	4.0			
Avg. Stride Freq. [Hz]	2.1	2.3	2.2	2.1	2.1	2.1	2.2	2.3	2.3			
Avg. Stride Length [m]	6.6	7.7	7.3	7.1	6.9	7.2	7.4	7.4	7.2			



- [] Ranking at each section and finish
- .-.- No data available at this section
- NA No data available



Sunshine Coast QLD Professional

Race 8: TAB MAGIC MILLIONS THE SYNDICATE - 1100m

04 January 2025 - 18:40



Track Rating: Soft 6, Weather: Fine, Rail Position: +6m Entire

Section		Overall	1000m	800m	600m	400m	200m	Last 600m					
Field Times		1:04.11 (0:07.55)	0:56.56 (0:10.87)	0:45.69 (0:11.12)	0:34.57 (0:11.36)	0:23.21 (0:11.21)	0:12.00 (0:12.00)	0:34.57					
Rank	TAB Horse/Jockey	Barrier	Top Speed [km/h]	Fastest Section							Margin	Distance Travelled [m]	
1	9 PAYLINE Damian Lane	10	67.9 400m	0:08.09 Overall	1:04.11 [1] (0:08.09)	0:56.02 [8] (0:11.48)	0:44.54 [11] (0:11.16)	0:33.38 [11] (0:11.13)	0:22.25 [11] (0:10.77)	0:11.48 [7] (0:11.48)	1:04.11	0:33.38	
2	2 GOLDEN BOOM Blake Shinn	6	68.8 1000m	0:07.55 Overall	1:04.22 [2] (0:07.55)	0:56.67 [1] (0:10.87)	0:45.80 [1] (0:11.12)	0:34.68 [1] (0:11.36)	0:23.32 [1] (0:11.21)	0:12.11 [1] (0:12.11)	0.59L	0:34.68	-2
3	1 PRINCE OF BOOM Jamie Kah	3	66.9 1000m	0:07.64 Overall	1:04.23 [3] (0:07.64)	0:56.59 [3] (0:11.02)	0:45.57 [2] (0:11.22)	0:34.35 [2] (0:11.20)	0:23.15 [2] (0:11.17)	0:11.98 [2] (0:11.98)	0.67L	0:34.35	-2
4	3 GARZA BLANCA Jason Collett	1	66.6 400m	0:07.86 Overall	1:04.48 [4] (0:07.86)	0:56.62 [5] (0:11.14)	0:45.48 [6] (0:11.27)	0:34.21 [7] (0:11.15)	0:23.06 [5] (0:10.96)	0:12.10 [4] (0:12.10)	2.14L	0:34.21	-2
5	5 DERRY GROVE Andrew Mallyon	4	67.4 600m	0:08.13 Overall	1:04.56 [5] (0:08.13)	0:56.43 [10] (0:11.20)	0:45.23 [8] (0:11.14)	0:34.09 [8] (0:11.20)	0:22.89 [8] (0:10.87)	0:12.02 [5] (0:12.02)	2.63L	0:34.09	-1
6	6 THE NOVELIST Regan Bayliss	8	67.2 1000m	0:07.63 Overall	1:04.61 [6] (0:07.63)	0:56.98 [2] (0:11.11)	0:45.87 [3] (0:11.31)	0:34.56 [3] (0:11.18)	0:23.38 [3] (0:11.07)	0:12.31 [3] (0:12.31)	2.91L	0:34.56	+2
7	7 ZOU SENSATION Tyler Schiller	5	66.5 600m	0:08.10 Overall	1:04.72 [7] (0:08.10)	0:56.62 [9] (0:11.26)	0:45.36 [9] (0:11.13)	0:34.23 [9] (0:11.18)	0:23.05 [8] (0:10.99)	0:12.06 [9] (0:12.06)	3.58L	0:34.23	+1
8	4 KING KAPA Angela Jones	2	67.2 1000m	0:07.95 Overall	1:05.06 [8] (0:07.95)	0:57.11 [7] (0:11.04)	0:46.07 [5] (0:11.27)	0:34.80 [5] (0:11.35)	0:23.45 [7] (0:11.08)	0:12.37 [10] (0:12.37)	5.58L	0:34.80	+4
9	12 GREYZOUS Kyle Wilson-Taylor	11	66.8 1000m	0:08.24 Overall	1:05.16 [9] (0:08.24)	0:56.92 [11] (0:11.24)	0:45.68 [10] (0:11.10)	0:34.58 [10] (0:11.12)	0:23.46 [10] (0:11.12)	0:12.34 [11] (0:12.34)	6.14L	0:34.58	-5
10	8 BAROQUE ROAD Tim Clark	7	66.8 1000m	0:07.88 Overall	1:05.52 [10] (0:07.88)	0:57.64 [6] (0:11.19)	0:46.45 [7] (0:11.19)	0:35.26 [6] (0:11.20)	0:24.06 [6] (0:11.10)	0:12.96 [6] (0:12.96)	8.28L	0:35.26	+3

Scratched: Drums Of War (#10)

[] Ranking at each section and finish
 -:-:- No data available at this section
 NA No data available

SCN Saddle cloth number
 DNF Did not finish
 DNT Did not track



Sunshine Coast QLD Professional

Race 8: TAB MAGIC MILLIONS THE SYNDICATE - 1100m

04 January 2025 - 18:40



Track Rating: Soft 6, Weather: Fine, Rail Position: +6m Entire

Section	Overall	1000m	800m	600m	400m	200m	Last 600m
Field Times	1:04.11 (0:07.55)	0:56.56 (0:10.87)	0:45.69 (0:11.12)	0:34.57 (0:11.36)	0:23.21 (0:11.21)	0:12.00 (0:12.00)	0:34.57

Rank	TAB	Horse/Jockey	Barrier	Top Speed [km/h]	Fastest Section	Overall	1000m	800m	600m	400m	200m	Margin	Distance Travelled [m]
11	11	BEZIQUE	9	67.1	0:07.68	1:05.90 [11]	0:58.22 [4]	0:47.05 [4]	0:35.75 [4]	0:24.56 [4]	0:13.27 [8]	10.51L	0:35.75 +9
		Chad Schofield		1000m	Overall	(0:07.68)	(0:11.17)	(0:11.30)	(0:11.19)	(0:11.29)	(0:13.27)		

Scratched: Drums Of War (#10)

[] Ranking at each section and finish
 -:-:- No data available at this section
 NA No data available

SCN Saddle cloth number
 DNF Did not finish
 DNT Did not track



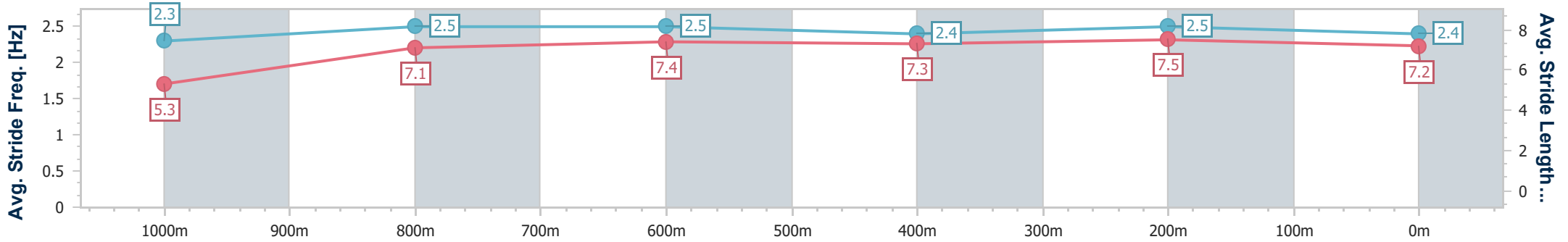
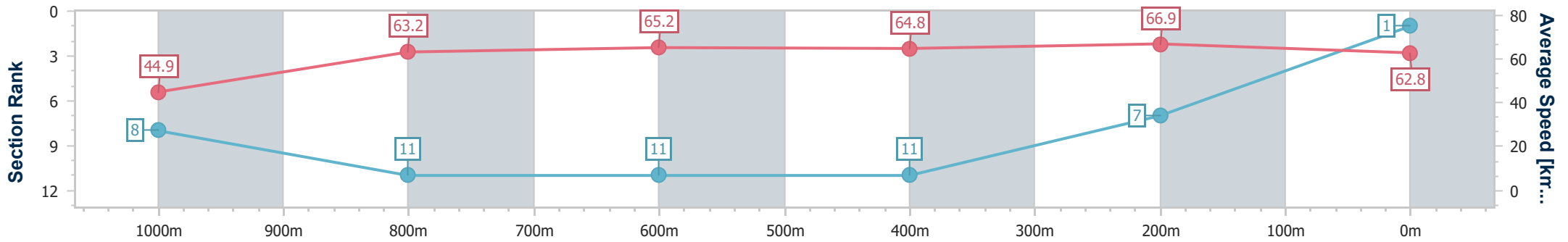
Horse/Jockey Name	Payline
Final Rank	1
Fastest Section Time (Section)	0:08.09 (Overall)
Top Speed [km/h] (Section)	67.9 (400m)
Race State	Finished



Sunshine Coast QLD Professional
 Race 8: TAB MAGIC MILLIONS THE SYNDICATE - 1100m
 04 January 2025 - 18:40
 Track Rating: Soft 6, Weather: Fine, Rail Position: +6m Entire



Section	Overall	1000m	800m	600m	400m	200m
Section Times	1:04.11 [1] (0:08.09)	0:56.02 [8] (0:11.48)	0:44.54 [11] (0:11.16)	0:33.38 [11] (0:11.13)	0:22.25 [11] (0:10.77)	0:11.48 [7] (0:11.48)
Average Speed [km/h]	44.9	63.2	65.2	64.8	66.9	62.8
Top Speed [km/h]	61.8	66.6	67.3	66.7	67.9	65.3
Avg. Dist. to Rail [m]	10.9	4.4	1.4	0.9	1.7	0.3
Avg. Stride Freq. [Hz]	2.3	2.5	2.5	2.4	2.5	2.4
Avg. Stride Length [m]	5.3	7.1	7.4	7.3	7.5	7.2



- [] Ranking at each section and finish
- .-.- No data available at this section
- NA No data available



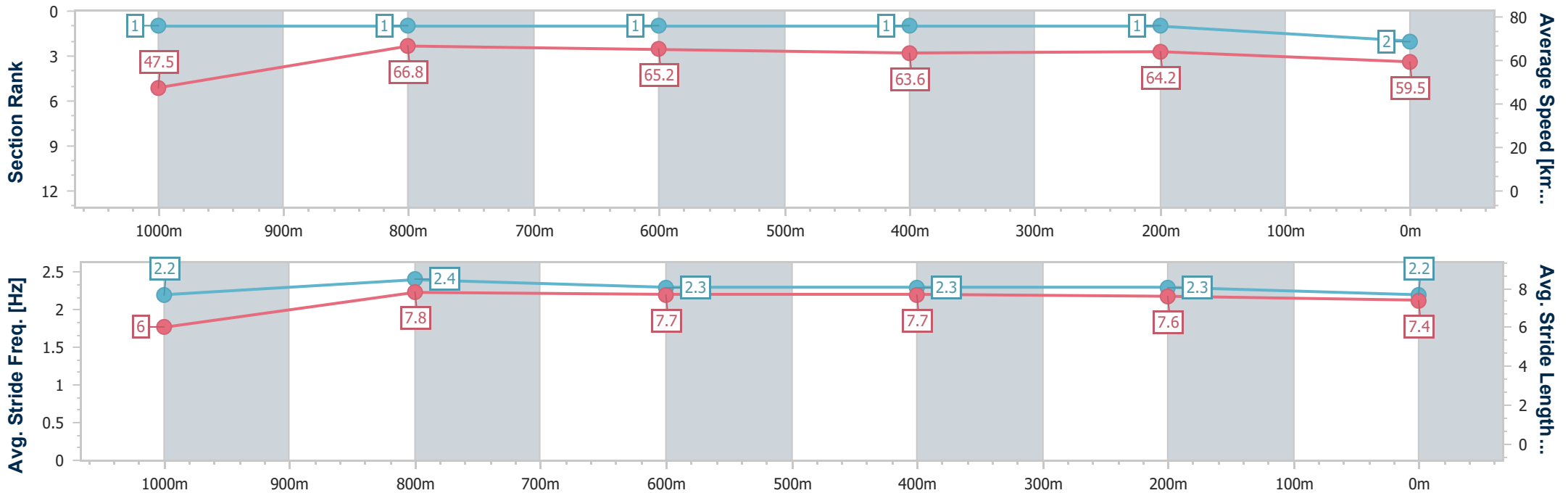
Horse/Jockey Name	Golden Boom
Final Rank	2
Fastest Section Time (Section)	0:07.55 (Overall)
Top Speed [km/h] (Section)	68.8 (1000m)
Race State	Finished



Sunshine Coast QLD Professional
 Race 8: TAB MAGIC MILLIONS THE SYNDICATE - 1100m
 04 January 2025 - 18:40
 Track Rating: Soft 6, Weather: Fine, Rail Position: +6m Entire



Section	Overall	1000m	800m	600m	400m	200m
Section Times	1:04.22 [2] (0:07.55)	0:56.67 [1] (0:10.87)	0:45.80 [1] (0:11.12)	0:34.68 [1] (0:11.36)	0:23.32 [1] (0:11.21)	0:12.11 [1] (0:12.11)
Average Speed [km/h]	47.5	66.8	65.2	63.6	64.2	59.5
Top Speed [km/h]	63.8	68.8	65.8	64.6	65.7	63.0
Avg. Dist. to Rail [m]	5.9	3.1	1.0	0.9	1.7	0.8
Avg. Stride Freq. [Hz]	2.2	2.4	2.3	2.3	2.3	2.2
Avg. Stride Length [m]	6.0	7.8	7.7	7.7	7.6	7.4



- [] Ranking at each section and finish
- .-.- No data available at this section
- NA No data available



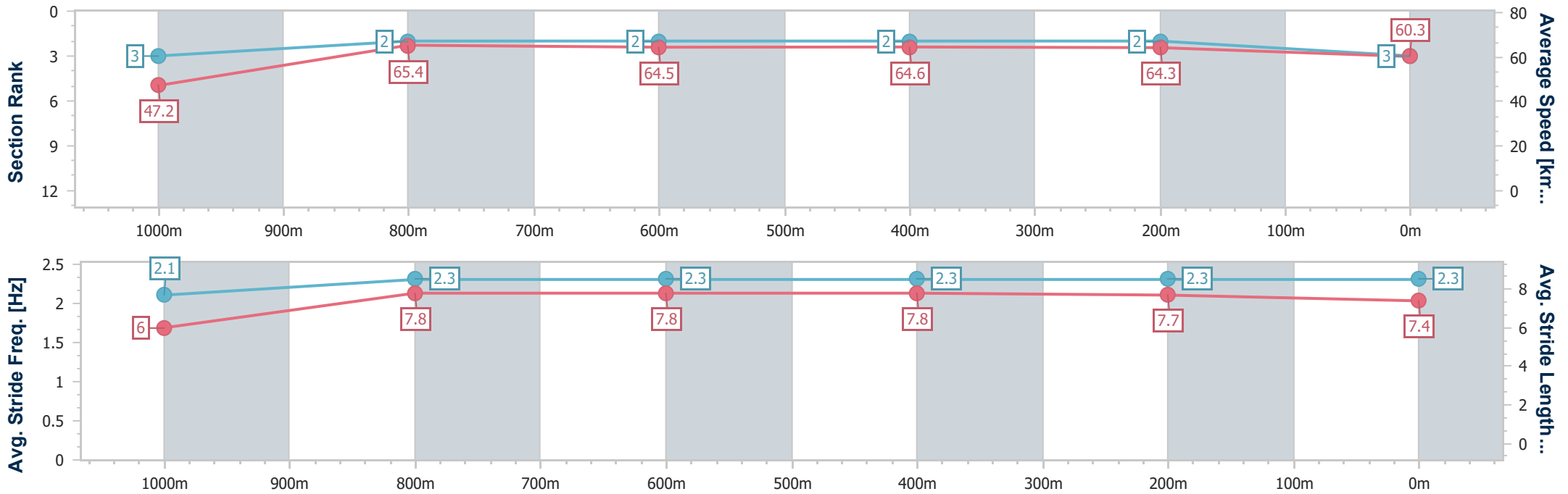
Horse/Jockey Name	Prince Of Boom
Final Rank	3
Fastest Section Time (Section)	0:07.64 (Overall)
Top Speed [km/h] (Section)	66.9 (1000m)
Race State	Finished



Sunshine Coast QLD Professional
 Race 8: TAB MAGIC MILLIONS THE SYNDICATE - 1100m
 04 January 2025 - 18:40
 Track Rating: Soft 6, Weather: Fine, Rail Position: +6m Entire



Section	Overall	1000m	800m	600m	400m	200m
Section Times	1:04.23 [3] (0:07.64)	0:56.59 [3] (0:11.02)	0:45.57 [2] (0:11.22)	0:34.35 [2] (0:11.20)	0:23.15 [2] (0:11.17)	0:11.98 [2]
Average Speed [km/h]	47.2	65.4	64.5	64.6	64.3	60.3
Top Speed [km/h]	62.5	66.9	65.6	65.6	65.4	63.4
Avg. Dist. to Rail [m]	4.0	2.1	0.4	1.1	2.9	3.4
Avg. Stride Freq. [Hz]	2.1	2.3	2.3	2.3	2.3	2.3
Avg. Stride Length [m]	6.0	7.8	7.8	7.8	7.7	7.4



- [] Ranking at each section and finish
- .-.- No data available at this section
- NA No data available



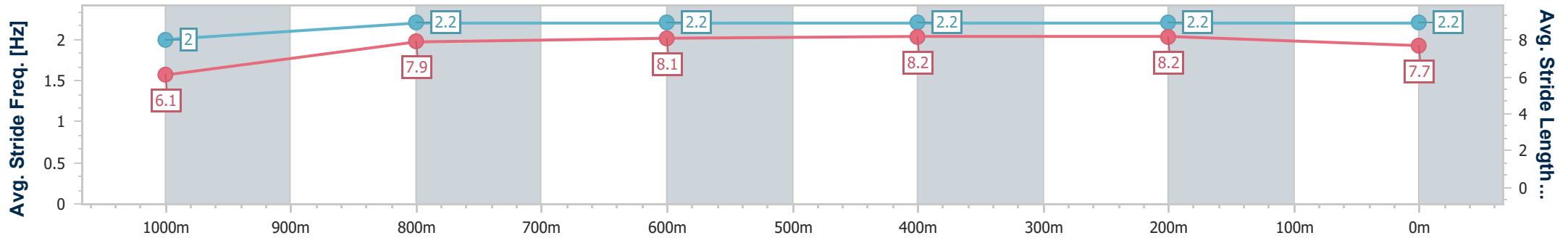
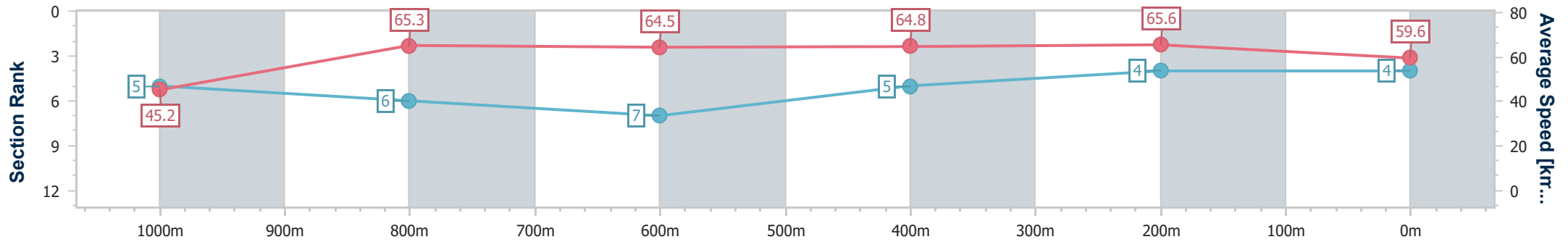
Horse/Jockey Name	Garza Blanca
Final Rank	4
Fastest Section Time (Section)	0:07.86 (Overall)
Top Speed [km/h] (Section)	66.6 (400m)
Race State	Finished



Sunshine Coast QLD Professional
 Race 8: TAB MAGIC MILLIONS THE SYNDICATE - 1100m
 04 January 2025 - 18:40
 Track Rating: Soft 6, Weather: Fine, Rail Position: +6m Entire



Section	Overall	1000m	800m	600m	400m	200m
Section Times	1:04.48 [4] (0:07.86)	0:56.62 [5] (0:11.14)	0:45.48 [6] (0:11.27)	0:34.21 [7] (0:11.15)	0:23.06 [5] (0:10.96)	0:12.10 [4]
Average Speed [km/h]	45.2	65.3	64.5	64.8	65.6	59.6
Top Speed [km/h]	62.0	66.2	65.6	66.0	66.6	63.7
Avg. Dist. to Rail [m]	2.5	2.4	1.5	1.0	3.5	4.5
Avg. Stride Freq. [Hz]	2.0	2.2	2.2	2.2	2.2	2.2
Avg. Stride Length [m]	6.1	7.9	8.1	8.2	8.2	7.7



- [] Ranking at each section and finish
- .-.- No data available at this section
- NA No data available



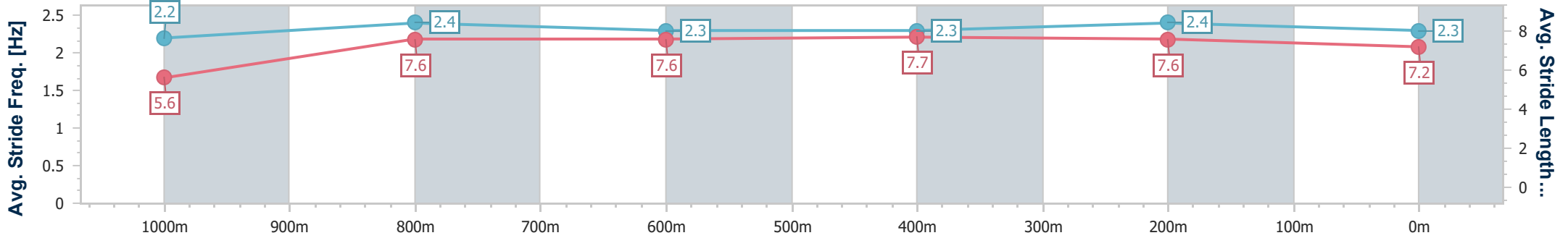
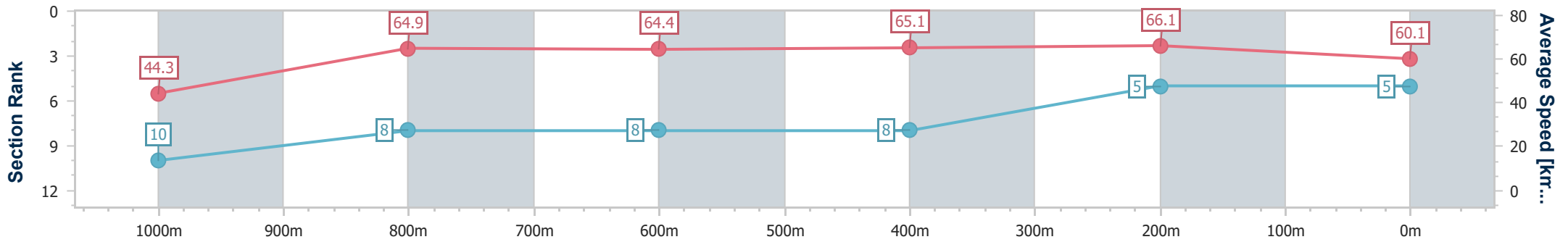
Horse/Jockey Name	Derry Grove
Final Rank	5
Fastest Section Time (Section)	0:08.13 (Overall)
Top Speed [km/h] (Section)	67.4 (600m)
Race State	Finished



Sunshine Coast QLD Professional
 Race 8: TAB MAGIC MILLIONS THE SYNDICATE - 1100m
 04 January 2025 - 18:40
 Track Rating: Soft 6, Weather: Fine, Rail Position: +6m Entire



Section	Overall	1000m	800m	600m	400m	200m
Section Times	1:04.56 [5] (0:08.13)	0:56.43 [10] (0:11.20)	0:45.23 [8] (0:11.14)	0:34.09 [8] (0:11.20)	0:22.89 [8] (0:10.87)	0:12.02 [5] (0:12.02)
Average Speed [km/h]	44.3	64.9	64.4	65.1	66.1	60.1
Top Speed [km/h]	61.0	66.5	65.8	67.4	67.4	64.4
Avg. Dist. to Rail [m]	5.4	2.6	0.4	1.9	5.3	7.8
Avg. Stride Freq. [Hz]	2.2	2.4	2.3	2.3	2.4	2.3
Avg. Stride Length [m]	5.6	7.6	7.6	7.7	7.6	7.2



- [] Ranking at each section and finish
- .-.- No data available at this section
- NA No data available



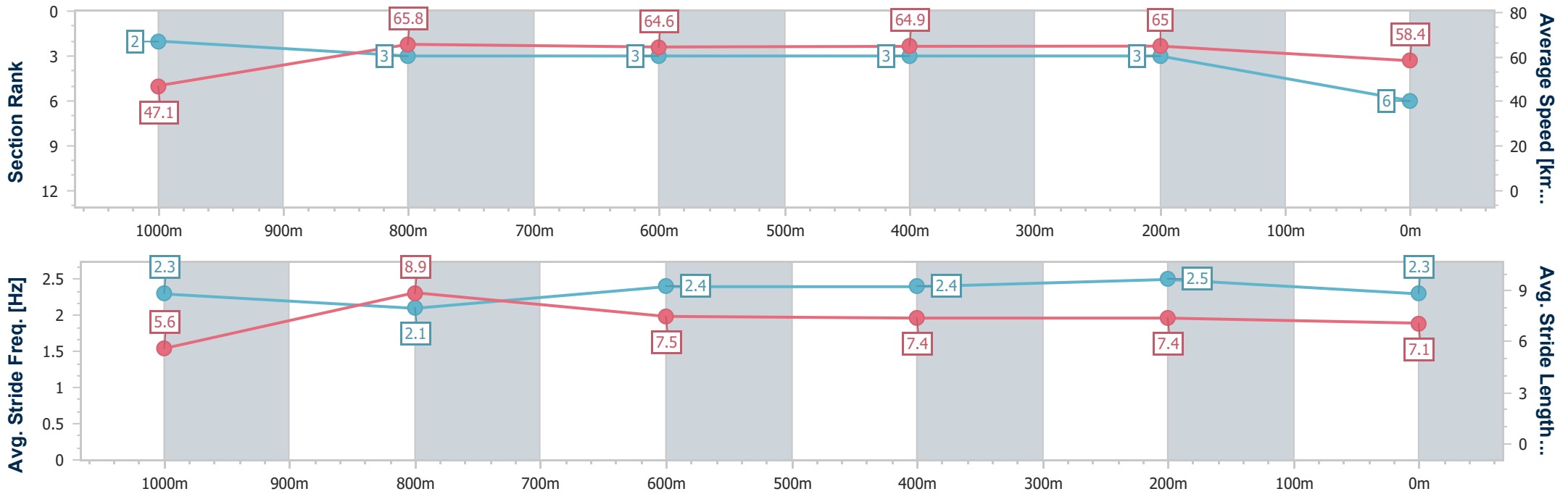
Horse/Jockey Name	The Novelist
Final Rank	6
Fastest Section Time (Section)	0:07.63 (Overall)
Top Speed [km/h] (Section)	67.2 (1000m)
Race State	Finished



Sunshine Coast QLD Professional
 Race 8: TAB MAGIC MILLIONS THE SYNDICATE - 1100m
 04 January 2025 - 18:40
 Track Rating: Soft 6, Weather: Fine, Rail Position: +6m Entire



Section	Overall	1000m	800m	600m	400m	200m
Section Times	1:04.61 [6] (0:07.63)	0:56.98 [2] (0:11.11)	0:45.87 [3] (0:11.31)	0:34.56 [3] (0:11.18)	0:23.38 [3] (0:11.07)	0:12.31 [3] (0:12.31)
Average Speed [km/h]	47.1	65.8	64.6	64.9	65.0	58.4
Top Speed [km/h]	62.6	67.2	66.4	65.8	66.6	62.6
Avg. Dist. to Rail [m]	10.7	6.1	2.1	1.7	5.3	8.3
Avg. Stride Freq. [Hz]	2.3	2.1	2.4	2.4	2.5	2.3
Avg. Stride Length [m]	5.6	8.9	7.5	7.4	7.4	7.1



- [] Ranking at each section and finish
- .-.- No data available at this section
- NA No data available



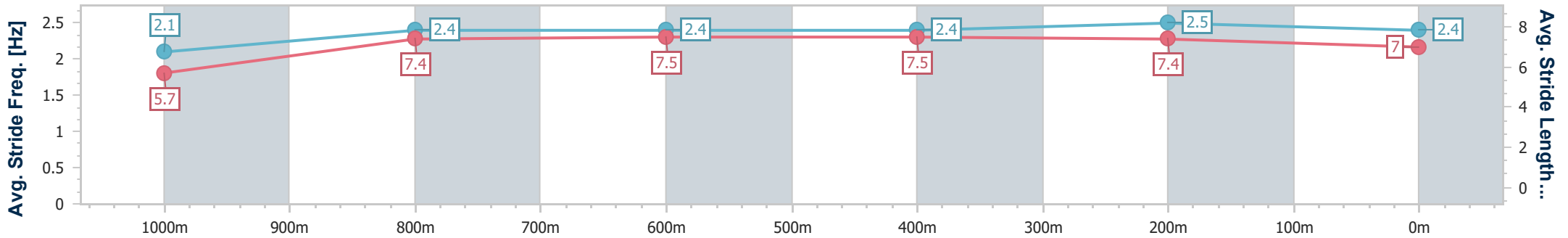
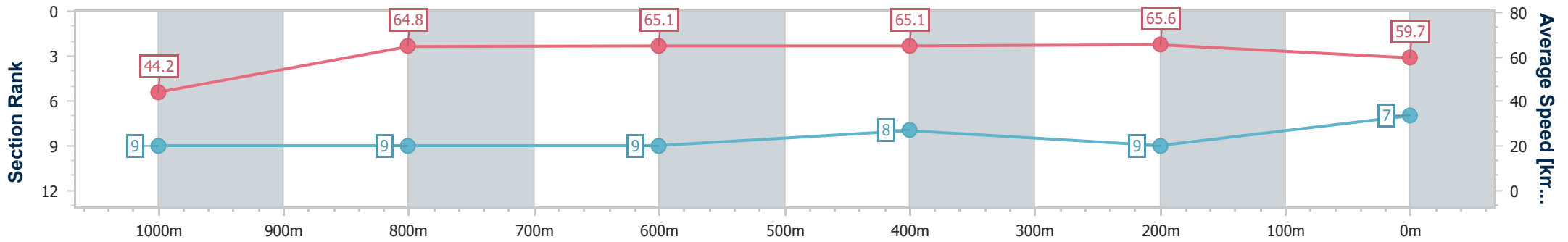
Horse/Jockey Name	Zou Sensation
Final Rank	7
Fastest Section Time (Section)	0:08.10 (Overall)
Top Speed [km/h] (Section)	66.5 (600m)
Race State	Finished



Sunshine Coast QLD Professional
 Race 8: TAB MAGIC MILLIONS THE SYNDICATE - 1100m
 04 January 2025 - 18:40
 Track Rating: Soft 6, Weather: Fine, Rail Position: +6m Entire



Section	Overall	1000m	800m	600m	400m	200m
Section Times	1:04.72 [7] (0:08.10)	0:56.62 [9] (0:11.26)	0:45.36 [9] (0:11.13)	0:34.23 [9] (0:11.18)	0:23.05 [8] (0:10.99)	0:12.06 [9] (0:12.06)
Average Speed [km/h]	44.2	64.8	65.1	65.1	65.6	59.7
Top Speed [km/h]	62.8	65.6	66.1	66.5	66.5	64.1
Avg. Dist. to Rail [m]	6.0	4.0	1.5	1.9	5.9	7.0
Avg. Stride Freq. [Hz]	2.1	2.4	2.4	2.4	2.5	2.4
Avg. Stride Length [m]	5.7	7.4	7.5	7.5	7.4	7.0



- [] Ranking at each section and finish
- .-.- No data available at this section
- NA No data available



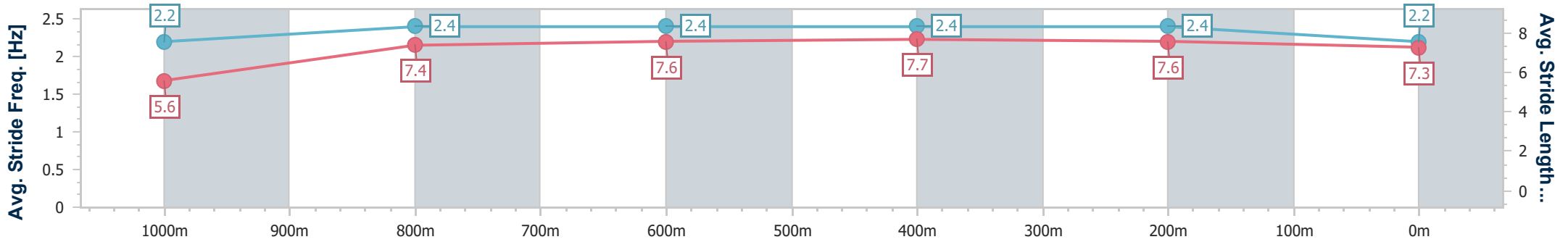
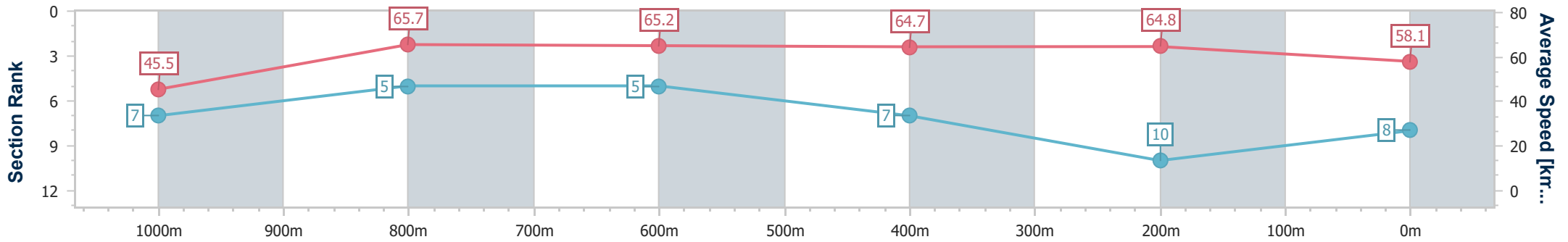
Horse/Jockey Name	King Kapa
Final Rank	8
Fastest Section Time (Section)	0:07.95 (Overall)
Top Speed [km/h] (Section)	67.2 (1000m)
Race State	Finished



Sunshine Coast QLD Professional
 Race 8: TAB MAGIC MILLIONS THE SYNDICATE - 1100m
 04 January 2025 - 18:40
 Track Rating: Soft 6, Weather: Fine, Rail Position: +6m Entire



Section	Overall	1000m	800m	600m	400m	200m
Section Times	1:05.06 [8] (0:07.95)	0:57.11 [7] (0:11.04)	0:46.07 [5] (0:11.27)	0:34.80 [5] (0:11.35)	0:23.45 [7] (0:11.08)	0:12.37 [10] (0:12.37)
Average Speed [km/h]	45.5	65.7	65.2	64.7	64.8	58.1
Top Speed [km/h]	63.3	67.2	66.6	66.2	66.3	62.8
Avg. Dist. to Rail [m]	3.4	3.8	3.3	3.1	4.5	5.2
Avg. Stride Freq. [Hz]	2.2	2.4	2.4	2.4	2.4	2.2
Avg. Stride Length [m]	5.6	7.4	7.6	7.7	7.6	7.3



- [] Ranking at each section and finish
- .-.- No data available at this section
- NA No data available



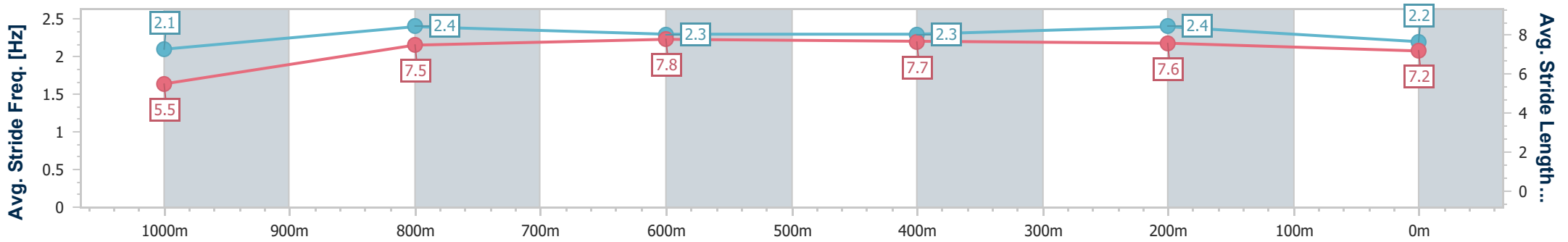
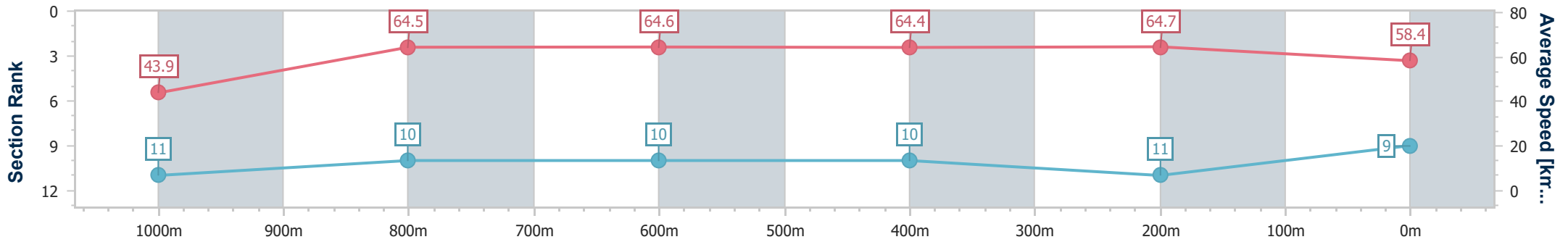
Horse/Jockey Name	Greyzous
Final Rank	9
Fastest Section Time (Section)	0:08.24 (Overall)
Top Speed [km/h] (Section)	66.8 (1000m)
Race State	Finished



Sunshine Coast QLD Professional
 Race 8: TAB MAGIC MILLIONS THE SYNDICATE - 1100m
 04 January 2025 - 18:40
 Track Rating: Soft 6, Weather: Fine, Rail Position: +6m Entire



Section	Overall	1000m	800m	600m	400m	200m
Section Times	1:05.16 [9] (0:08.24)	0:56.92 [11] (0:11.24)	0:45.68 [10] (0:11.10)	0:34.58 [10] (0:11.12)	0:23.46 [10] (0:11.12)	0:12.34 [11] (0:12.34)
Average Speed [km/h]	43.9	64.5	64.6	64.4	64.7	58.4
Top Speed [km/h]	58.5	66.8	65.9	65.1	66.1	62.1
Avg. Dist. to Rail [m]	12.3	2.9	0.8	0.9	0.5	0.3
Avg. Stride Freq. [Hz]	2.1	2.4	2.3	2.3	2.4	2.2
Avg. Stride Length [m]	5.5	7.5	7.8	7.7	7.6	7.2



- [] Ranking at each section and finish
- .-.- No data available at this section
- NA No data available



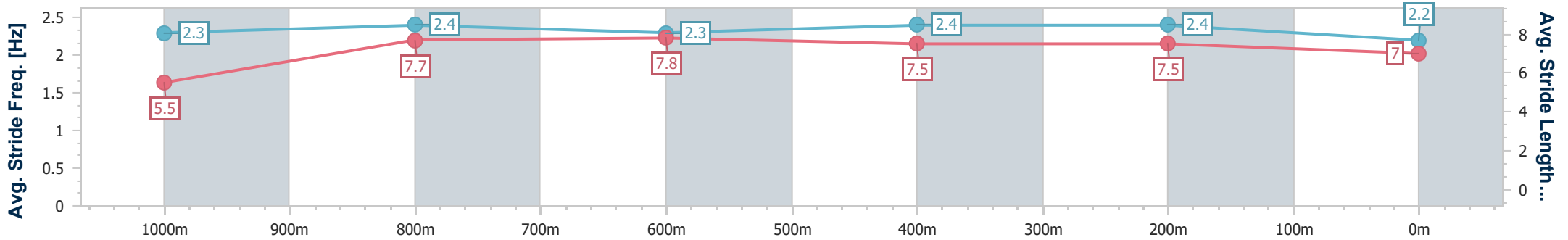
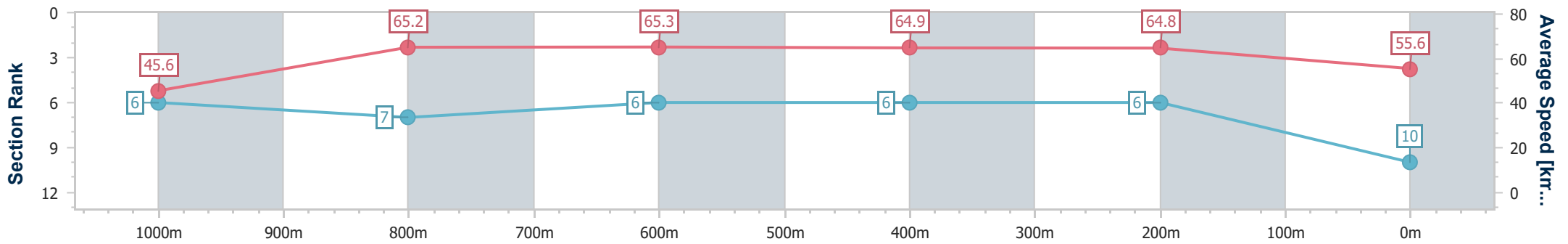
Horse/Jockey Name	Baroque Road
Final Rank	10
Fastest Section Time (Section)	0:07.88 (Overall)
Top Speed [km/h] (Section)	66.8 (1000m)
Race State	Finished



Sunshine Coast QLD Professional
 Race 8: TAB MAGIC MILLIONS THE SYNDICATE - 1100m
 04 January 2025 - 18:40
 Track Rating: Soft 6, Weather: Fine, Rail Position: +6m Entire



Section	Overall	1000m	800m	600m	400m	200m
Section Times	1:05.52 [10] (0:07.88)	0:57.64 [6] (0:11.19)	0:46.45 [7] (0:11.19)	0:35.26 [6] (0:11.20)	0:24.06 [6] (0:11.10)	0:12.96 [6] (0:12.96)
Average Speed [km/h]	45.6	65.2	65.3	64.9	64.8	55.6
Top Speed [km/h]	62.4	66.8	66.6	66.4	66.4	63.4
Avg. Dist. to Rail [m]	7.5	4.3	2.4	2.3	4.7	6.2
Avg. Stride Freq. [Hz]	2.3	2.4	2.3	2.4	2.4	2.2
Avg. Stride Length [m]	5.5	7.7	7.8	7.5	7.5	7.0



- [] Ranking at each section and finish
- .-.- No data available at this section
- NA No data available



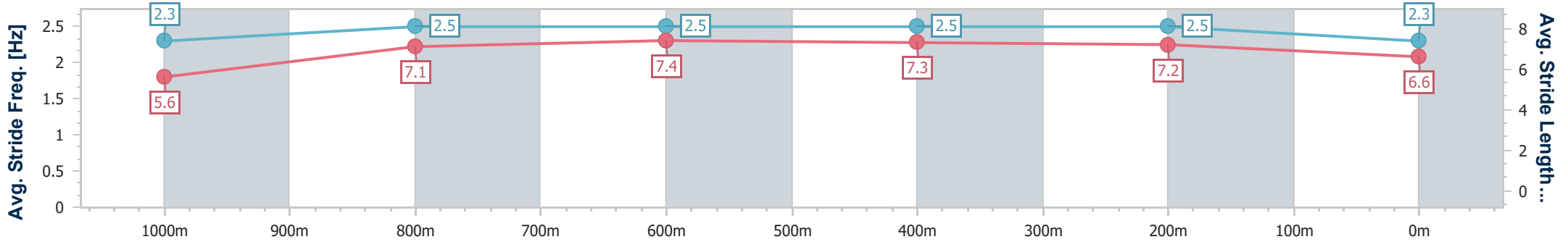
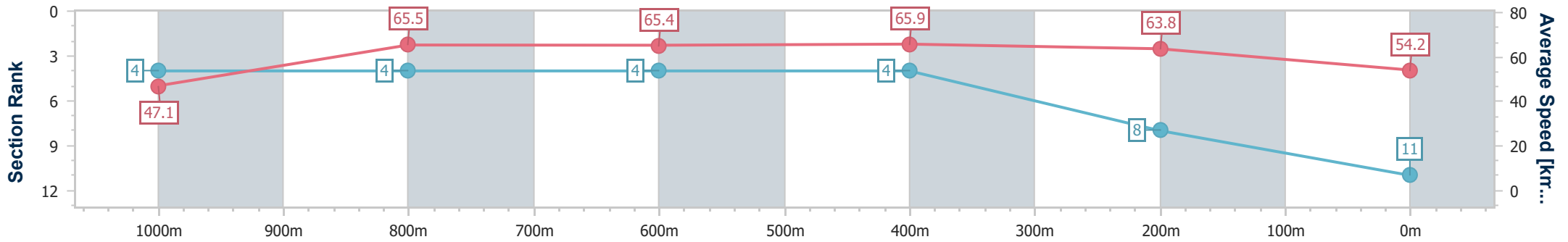
Horse/Jockey Name	Bezuque
Final Rank	11
Fastest Section Time (Section)	0:07.68 (Overall)
Top Speed [km/h] (Section)	67.1 (1000m)
Race State	Finished



Sunshine Coast QLD Professional
 Race 8: TAB MAGIC MILLIONS THE SYNDICATE - 1100m
 04 January 2025 - 18:40
 Track Rating: Soft 6, Weather: Fine, Rail Position: +6m Entire



Section	Overall	1000m	800m	600m	400m	200m
Section Times	1:05.90 [11] (0:07.68)	0:58.22 [4] (0:11.17)	0:47.05 [4] (0:11.30)	0:35.75 [4] (0:11.19)	0:24.56 [4] (0:11.29)	0:13.27 [8] (0:13.27)
Average Speed [km/h]	47.1	65.5	65.4	65.9	63.8	54.2
Top Speed [km/h]	63.0	67.1	66.2	66.7	66.6	60.6
Avg. Dist. to Rail [m]	9.9	6.2	4.4	4.1	5.9	6.4
Avg. Stride Freq. [Hz]	2.3	2.5	2.5	2.5	2.5	2.3
Avg. Stride Length [m]	5.6	7.1	7.4	7.3	7.2	6.6



- [] Ranking at each section and finish
- .-.-.- No data available at this section
- NA No data available



Sunshine Coast QLD Professional

Race 9: TAB MAGIC MILLIONS SUNLIGHT 3YO Plate (SLOT RACE) - 1100m



04 January 2025 - 19:16

Track Rating: Soft 6, Weather: Fine, Rail Position: +6m Entire

Section		Overall	1000m	800m	600m	400m	200m	Last 600m					
Field Times		1:03.66 (0:07.83)	0:55.83 (0:10.84)	0:44.99 (0:11.28)	0:33.71 (0:11.28)	0:22.43 (0:10.91)	0:11.52 (0:11.52)	0:33.71					
Rank	TAB Horse/Jockey	Barrier	Top Speed [km/h]	Fastest Section							Margin	Distance Travelled [m]	
1	4 PRIVATE HARRY Ashley Morgan	4	67.8 800m	0:07.87 Overall	1:03.66 [1] (0:07.87)	0:55.79 [2] (0:11.07)	0:44.72 [2] (0:11.11)	0:33.61 [2] (0:11.20)	0:22.41 [3] (0:10.89)	0:11.52 [1] (0:11.52)	1:03.66	0:33.61	
2	6 LADY OF CAMELOT Blake Shinn	1	67.5 400m	0:08.21 Overall	1:04.08 [2] (0:08.21)	0:55.87 [8] (0:11.20)	0:44.67 [8] (0:11.21)	0:33.46 [7] (0:11.16)	0:22.30 [7] (0:10.84)	0:11.46 [8] (0:11.46)	2.43L	0:33.46	+2
3	7 ARABIAN SUMMER Harry Coffey	11	68.5 400m	0:08.09 Overall	1:04.12 [3] (0:08.09)	0:56.03 [7] (0:11.37)	0:44.66 [9] (0:11.17)	0:33.49 [8] (0:11.18)	0:22.31 [8] (0:10.73)	0:11.58 [6] (0:11.58)	2.67L	0:33.49	+6
4	5 ZEALOUSLY Regan Bayliss	3	67.0 400m	0:07.95 Overall	1:04.27 [4] (0:07.95)	0:56.32 [4] (0:11.37)	0:44.95 [5] (0:11.14)	0:33.81 [5] (0:11.14)	0:22.67 [6] (0:10.98)	0:11.69 [7] (0:11.69)	3.56L	0:33.81	-1
5	8 EL MORZILLO Jason Collett	5	66.9 400m	0:08.43 Overall	1:04.35 [5] (0:08.43)	0:55.92 [11] (0:11.22)	0:44.70 [10] (0:11.25)	0:33.45 [10] (0:10.97)	0:22.48 [9] (0:10.94)	0:11.54 [9] (0:11.54)	4.02L	0:33.45	-4
6	10 SPICY MARTINI Kyle Wilson-Taylor	2	66.7 1000m	0:07.96 Overall	1:04.38 [6] (0:07.96)	0:56.42 [5] (0:11.23)	0:45.19 [4] (0:11.15)	0:34.04 [4] (0:11.09)	0:22.95 [4] (0:11.03)	0:11.92 [5] (0:11.92)	4.19L	0:34.04	-6
7	12 GERRINGONG Tim Clark	8	67.0 600m	0:08.03 Overall	1:04.45 [7] (0:08.03)	0:56.42 [6] (0:11.35)	0:45.07 [6] (0:11.16)	0:33.91 [6] (0:10.96)	0:22.95 [5] (0:10.95)	0:12.00 [4] (0:12.00)	4.64L	0:33.91	+2
7	11 VESTAS Jamie Kah	7	67.1 800m	0:08.26 Overall	1:04.45 [7] (0:08.26)	0:56.19 [9] (0:11.15)	0:45.04 [7] (0:11.27)	0:33.77 [9] (0:11.20)	0:22.57 [10] (0:10.97)	0:11.60 [10] (0:11.60)	4.64L	0:33.77	+6
9	1 KING OF ROSEAU Tyler Schiller	12	67.6 400m	0:08.61 Overall	1:04.48 [9] (0:08.61)	0:55.87 [12] (0:11.34)	0:44.53 [12] (0:11.15)	0:33.38 [12] (0:10.92)	0:22.46 [11] (0:10.88)	0:11.58 [11] (0:11.58)	4.82L	0:33.38	+0
10	3 SPYWIRE Ethan Brown	6	66.9 1000m	0:07.91 Overall	1:04.60 [10] (0:07.91)	0:56.69 [3] (0:11.17)	0:45.52 [3] (0:11.08)	0:34.44 [3] (0:11.07)	0:23.37 [1] (0:11.10)	0:12.27 [2] (0:12.27)	5.53L	0:34.44	+1

Scratched: Moulin Miss (#16), Overfull (#17), Petticoat (#18), Mishani Lily (#15), Hezdarnhottoo (#14), Cosmic Fire (#13)

[] Ranking at each section and finish
 -:-:- No data available at this section
 NA No data available

SCN Saddle cloth number
 DNF Did not finish
 DNT Did not track



Sunshine Coast QLD Professional
Race 9: TAB MAGIC MILLIONS SUNLIGHT 3YO Plate (SLOT RACE) - 1100m
04 January 2025 - 19:16



Track Rating: Soft 6, Weather: Fine, Rail Position: +6m Entire

Section		Overall	1000m	800m	600m	400m	200m	Last 600m					
Field Times		1:03.66 (0:07.83)	0:55.83 (0:10.84)	0:44.99 (0:11.28)	0:33.71 (0:11.28)	0:22.43 (0:10.91)	0:11.52 (0:11.52)	0:33.71					
Rank	TAB Horse/Jockey	Barrier	Top Speed [km/h]	Fastest Section	Margin							Distance Travelled [m]	
11	2 STOLI BOLLI Chad Schofield	9	67.4 400m	0:08.40 Overall	1:04.71 [11] (0:08.40)	0:56.31 [10] (0:11.33)	0:44.98 [11] (0:11.21)	0:33.77 [11] (0:11.13)	0:22.64 [12] (0:10.84)	0:11.80 [12] (0:11.80)	6.14L	0:33.77	+2
12	9 BOLD BASTILLE Damian Lane	10	69.1 1000m	0:07.83 Overall	1:05.56 [12] (0:07.83)	0:57.73 [1] (0:10.84)	0:46.89 [1] (0:11.28)	0:35.61 [1] (0:11.30)	0:24.31 [2] (0:11.20)	0:13.11 [3] (0:13.11)	11.13L	0:35.61	-6

Scratched: Moulin Miss (#16), Overfull (#17), Petticoat (#18), Mishani Lily (#15), Hezdarnhottoo (#14), Cosmic Fire (#13)

[] Ranking at each section and finish
 -:-:-:- No data available at this section
 NA No data available

SCN Saddle cloth number
 DNF Did not finish
 DNT Did not track



Horse/Jockey Name	Private Harry
Final Rank	1
Fastest Section Time (Section)	0:07.87 (Overall)
Top Speed [km/h] (Section)	67.8 (800m)
Race State	Finished



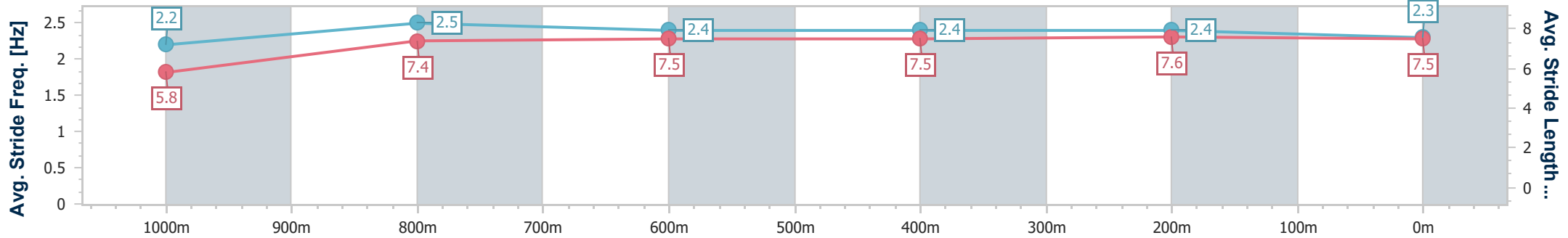
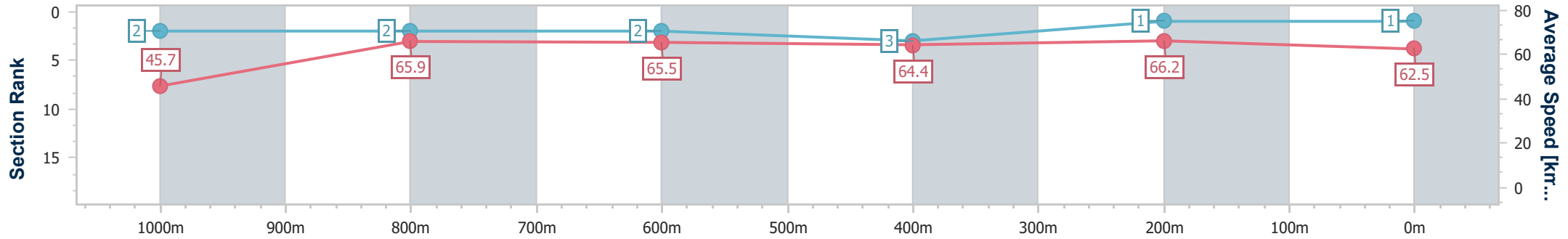
Sunshine Coast QLD Professional
Race 9: TAB MAGIC MILLIONS SUNLIGHT 3YO Plate (SLOT RACE) - 1100m



04 January 2025 - 19:16

Track Rating: Soft 6, Weather: Fine, Rail Position: +6m Entire

Section	Overall	1000m	800m	600m	400m	200m
Section Times	1:03.66 [1] (0:07.87)	0:55.79 [2] (0:11.07)	0:44.72 [2] (0:11.11)	0:33.61 [2] (0:11.20)	0:22.41 [3] (0:10.89)	0:11.52 [1] (0:11.52)
Average Speed [km/h]	45.7	65.9	65.5	64.4	66.2	62.5
Top Speed [km/h]	63.3	67.7	67.8	66.4	67.7	65.4
Avg. Dist. to Rail [m]	5.9	4.3	1.9	0.6	1.1	1.2
Avg. Stride Freq. [Hz]	2.2	2.5	2.4	2.4	2.4	2.3
Avg. Stride Length [m]	5.8	7.4	7.5	7.5	7.6	7.5



- [] Ranking at each section and finish
- .-.- No data available at this section
- NA No data available



Horse/Jockey Name	Lady Of Camelot
Final Rank	2
Fastest Section Time (Section)	0:08.21 (Overall)
Top Speed [km/h] (Section)	67.5 (400m)
Race State	Finished



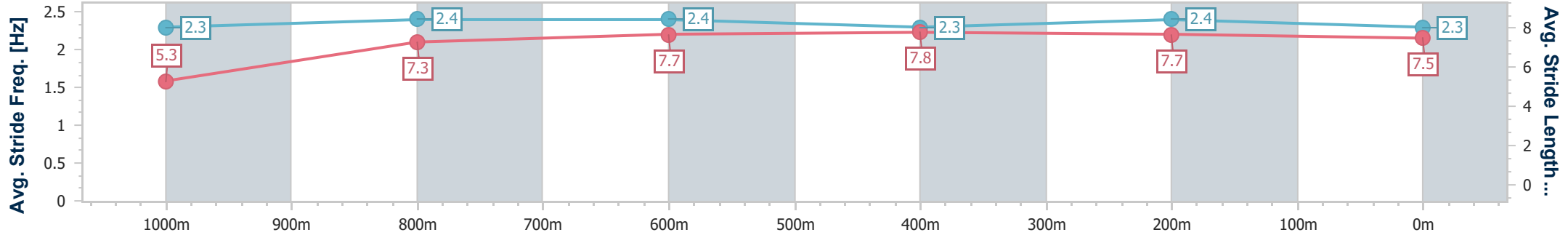
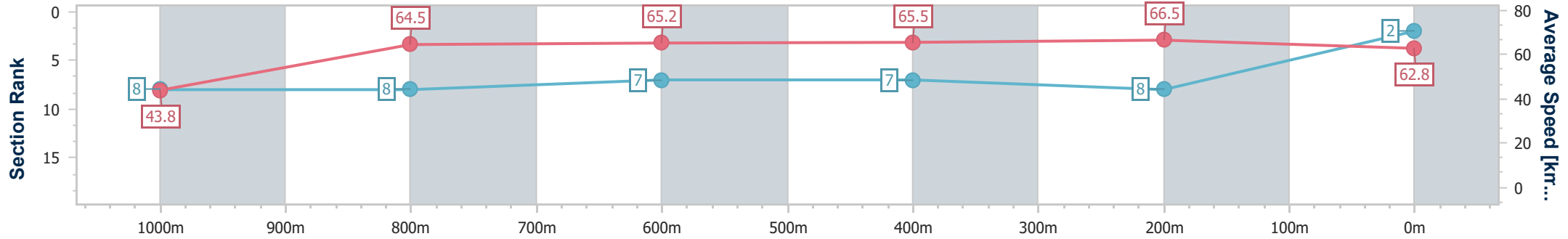
Sunshine Coast QLD Professional
Race 9: TAB MAGIC MILLIONS SUNLIGHT 3YO Plate (SLOT RACE) - 1100m



04 January 2025 - 19:16

Track Rating: Soft 6, Weather: Fine, Rail Position: +6m Entire

Section	Overall	1000m	800m	600m	400m	200m
Section Times	1:04.08 [2] (0:08.21)	0:55.87 [8] (0:11.20)	0:44.67 [8] (0:11.21)	0:33.46 [7] (0:11.16)	0:22.30 [7] (0:10.84)	0:11.46 [8] (0:11.46)
Average Speed [km/h]	43.8	64.5	65.2	65.5	66.5	62.8
Top Speed [km/h]	60.7	66.7	66.4	66.4	67.5	65.5
Avg. Dist. to Rail [m]	2.9	1.6	2.7	2.8	3.5	3.5
Avg. Stride Freq. [Hz]	2.3	2.4	2.4	2.3	2.4	2.3
Avg. Stride Length [m]	5.3	7.3	7.7	7.8	7.7	7.5



- [] Ranking at each section and finish
- .-.- No data available at this section
- NA No data available



Horse/Jockey Name	Arabian Summer
Final Rank	3
Fastest Section Time (Section)	0:08.09 (Overall)
Top Speed [km/h] (Section)	68.5 (400m)
Race State	Finished



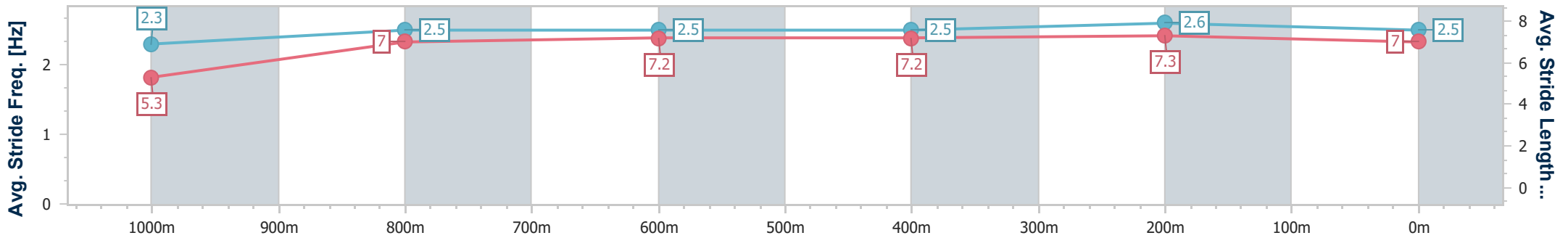
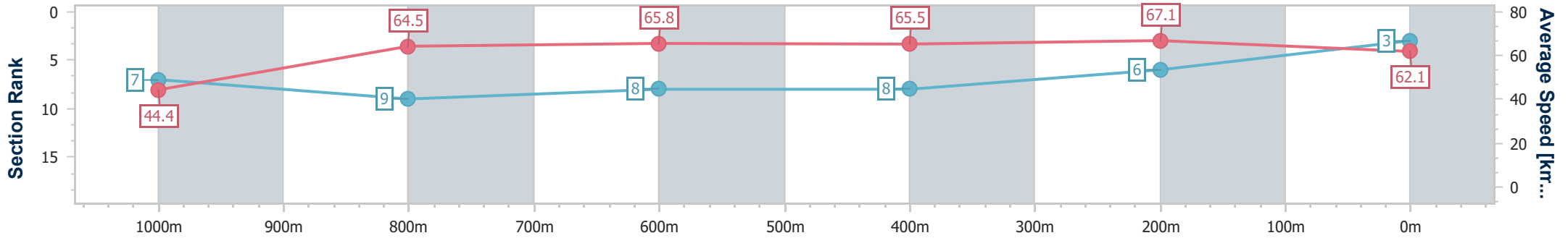
Sunshine Coast QLD Professional
Race 9: TAB MAGIC MILLIONS SUNLIGHT 3YO Plate (SLOT RACE) - 1100m



04 January 2025 - 19:16

Track Rating: Soft 6, Weather: Fine, Rail Position: +6m Entire

Section	Overall	1000m	800m	600m	400m	200m
Section Times	1:04.12 [3] (0:08.09)	0:56.03 [7] (0:11.37)	0:44.66 [9] (0:11.17)	0:33.49 [8] (0:11.18)	0:22.31 [8] (0:10.73)	0:11.58 [6] (0:11.58)
Average Speed [km/h]	44.4	64.5	65.8	65.5	67.1	62.1
Top Speed [km/h]	60.6	66.0	67.9	66.8	68.5	65.1
Avg. Dist. to Rail [m]	11.3	6.5	3.7	3.0	3.5	4.3
Avg. Stride Freq. [Hz]	2.3	2.5	2.5	2.5	2.6	2.5
Avg. Stride Length [m]	5.3	7.0	7.2	7.2	7.3	7.0



- [] Ranking at each section and finish
- .-.- No data available at this section
- NA No data available



Horse/Jockey Name	Zealously
Final Rank	4
Fastest Section Time (Section)	0:07.95 (Overall)
Top Speed [km/h] (Section)	67.0 (400m)
Race State	Finished



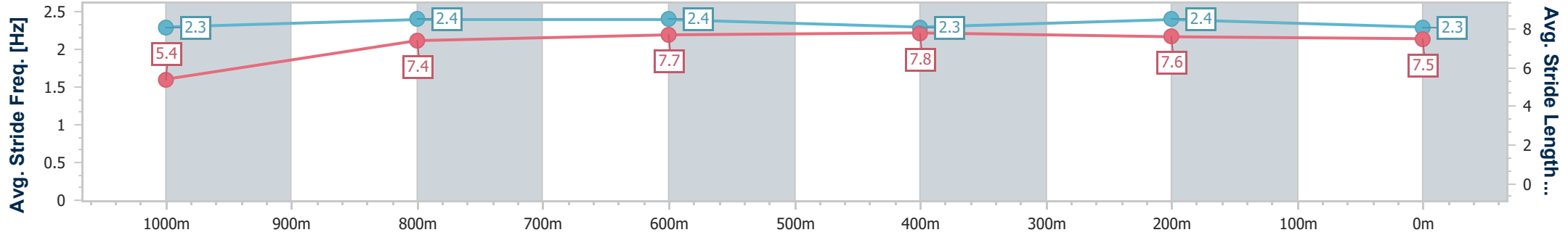
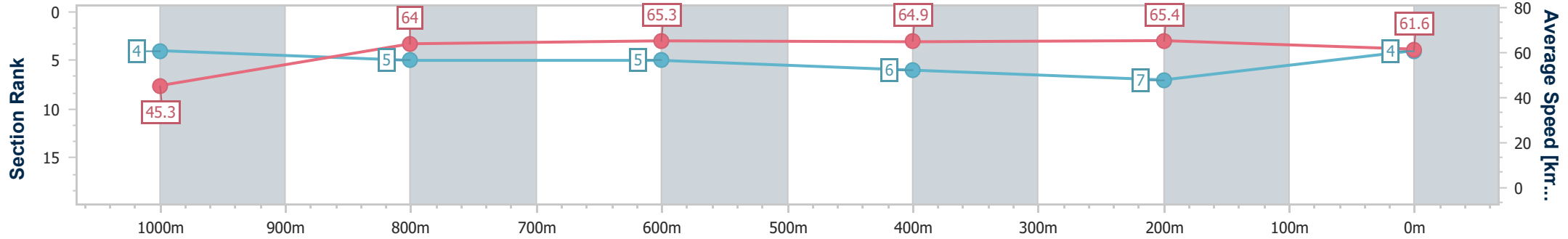
Sunshine Coast QLD Professional
Race 9: TAB MAGIC MILLIONS SUNLIGHT 3YO Plate (SLOT RACE) - 1100m



04 January 2025 - 19:16

Track Rating: Soft 6, Weather: Fine, Rail Position: +6m Entire

Section	Overall	1000m	800m	600m	400m	200m
Section Times	1:04.27 [4] (0:07.95)	0:56.32 [4] (0:11.37)	0:44.95 [5] (0:11.14)	0:33.81 [5] (0:11.14)	0:22.67 [6] (0:10.98)	0:11.69 [7] (0:11.69)
Average Speed [km/h]	45.3	64.0	65.3	64.9	65.4	61.6
Top Speed [km/h]	62.8	65.6	66.7	66.3	67.0	64.5
Avg. Dist. to Rail [m]	4.4	3.4	1.9	0.2	2.0	3.0
Avg. Stride Freq. [Hz]	2.3	2.4	2.4	2.3	2.4	2.3
Avg. Stride Length [m]	5.4	7.4	7.7	7.8	7.6	7.5



- [] Ranking at each section and finish
- .-.- No data available at this section
- NA No data available



Horse/Jockey Name	El Morzillo
Final Rank	5
Fastest Section Time (Section)	0:08.43 (Overall)
Top Speed [km/h] (Section)	66.9 (400m)
Race State	Finished



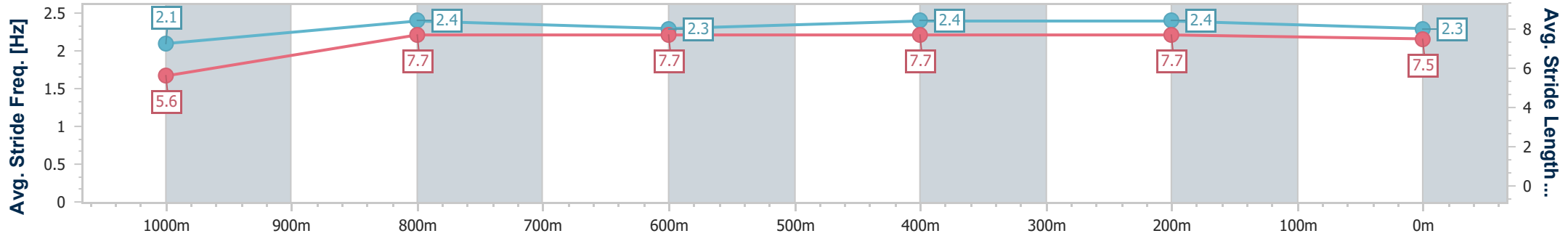
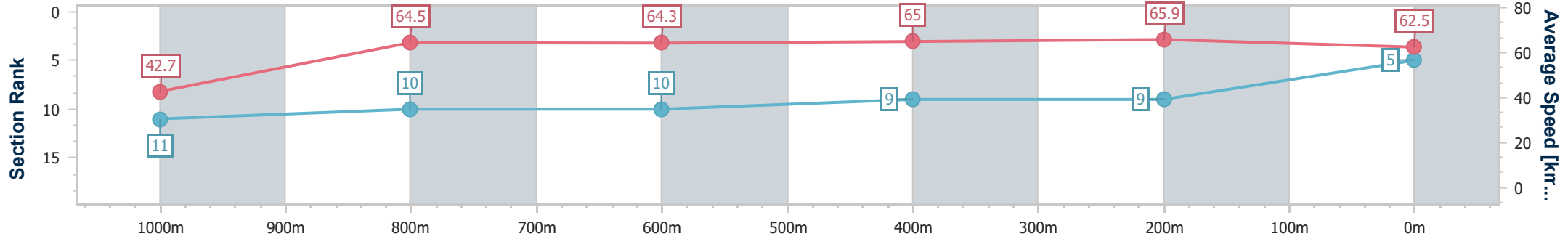
Sunshine Coast QLD Professional
Race 9: TAB MAGIC MILLIONS SUNLIGHT 3YO Plate (SLOT RACE) - 1100m



04 January 2025 - 19:16

Track Rating: Soft 6, Weather: Fine, Rail Position: +6m Entire

Section	Overall	1000m	800m	600m	400m	200m
Section Times	1:04.35 [5] (0:08.43)	0:55.92 [11] (0:11.22)	0:44.70 [10] (0:11.25)	0:33.45 [10] (0:10.97)	0:22.48 [9] (0:10.94)	0:11.54 [9] (0:11.54)
Average Speed [km/h]	42.7	64.5	64.3	65.0	65.9	62.5
Top Speed [km/h]	60.7	66.4	66.2	66.4	66.9	64.6
Avg. Dist. to Rail [m]	5.4	2.3	1.1	1.5	0.6	2.1
Avg. Stride Freq. [Hz]	2.1	2.4	2.3	2.4	2.4	2.3
Avg. Stride Length [m]	5.6	7.7	7.7	7.7	7.7	7.5



- [] Ranking at each section and finish
- .-.- No data available at this section
- NA No data available



Horse/Jockey Name	Spicy Martini
Final Rank	6
Fastest Section Time (Section)	0:07.96 (Overall)
Top Speed [km/h] (Section)	66.7 (1000m)
Race State	Finished



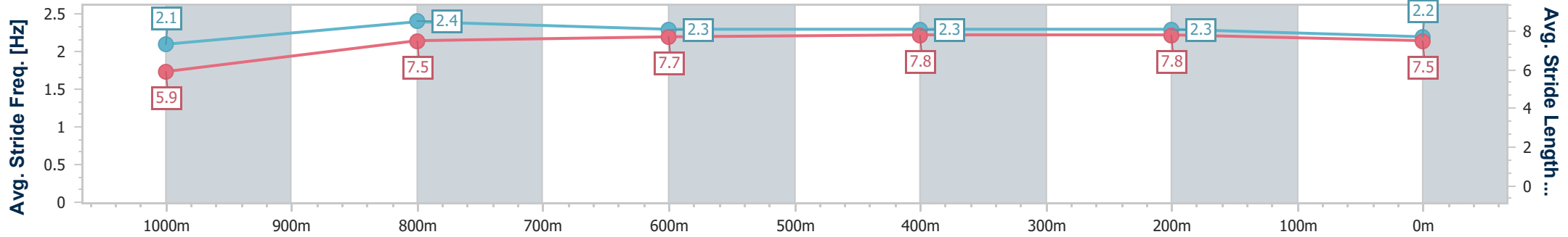
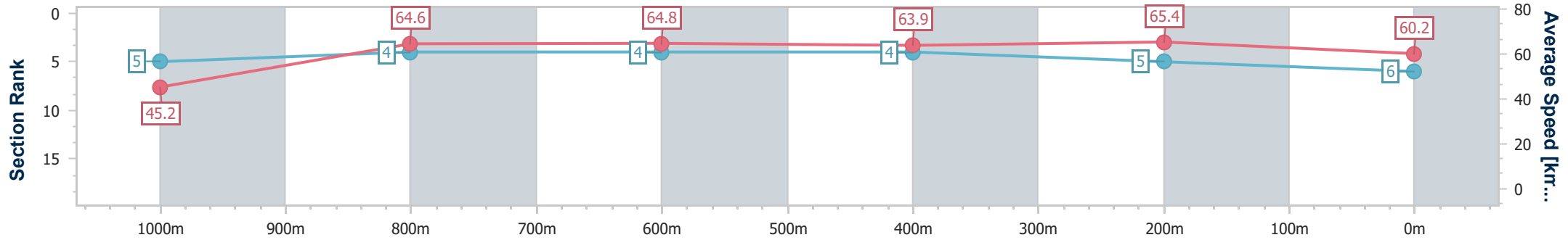
Sunshine Coast QLD Professional
 Race 9: TAB MAGIC MILLIONS SUNLIGHT 3YO Plate (SLOT RACE) - 1100m



04 January 2025 - 19:16

Track Rating: Soft 6, Weather: Fine, Rail Position: +6m Entire

Section	Overall	1000m	800m	600m	400m	200m
Section Times	1:04.38 [6] (0:07.96)	0:56.42 [5] (0:11.23)	0:45.19 [4] (0:11.15)	0:34.04 [4] (0:11.09)	0:22.95 [4] (0:11.03)	0:11.92 [5] (0:11.92)
Average Speed [km/h]	45.2	64.6	64.8	63.9	65.4	60.2
Top Speed [km/h]	61.3	66.7	66.6	65.2	66.1	64.5
Avg. Dist. to Rail [m]	3.7	3.3	1.6	2.9	0.9	1.2
Avg. Stride Freq. [Hz]	2.1	2.4	2.3	2.3	2.3	2.2
Avg. Stride Length [m]	5.9	7.5	7.7	7.8	7.8	7.5



- [] Ranking at each section and finish
- .-.- No data available at this section
- NA No data available



Horse/Jockey Name	Vestas
Final Rank	7
Fastest Section Time (Section)	0:08.26 (Overall)
Top Speed [km/h] (Section)	67.1 (800m)
Race State	Finished



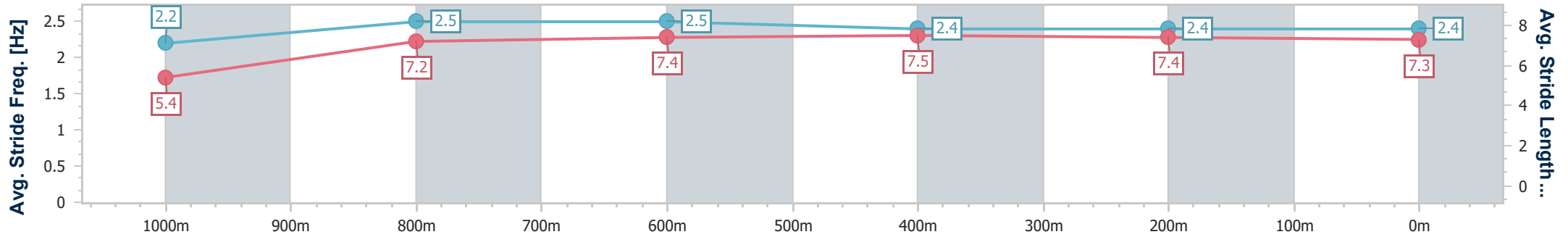
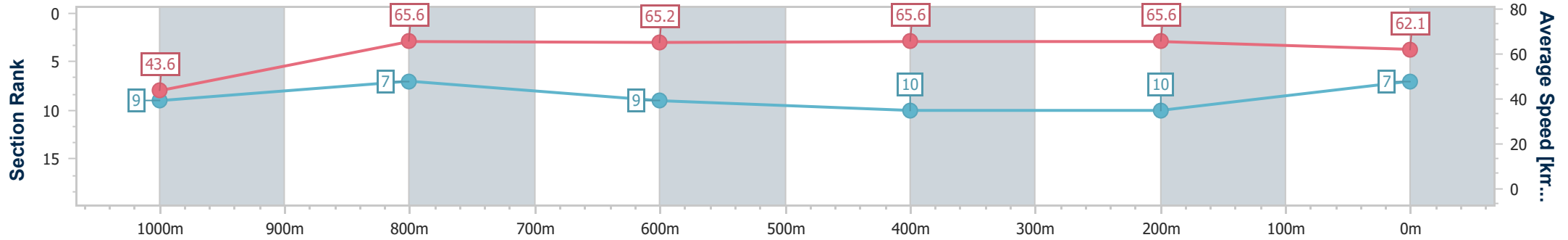
Sunshine Coast QLD Professional
Race 9: TAB MAGIC MILLIONS SUNLIGHT 3YO Plate (SLOT RACE) - 1100m



04 January 2025 - 19:16

Track Rating: Soft 6, Weather: Fine, Rail Position: +6m Entire

Section	Overall	1000m	800m	600m	400m	200m
Section Times	1:04.45 [7] (0:08.26)	0:56.19 [9] (0:11.15)	0:45.04 [7] (0:11.27)	0:33.77 [9] (0:11.20)	0:22.57 [10] (0:10.97)	0:11.60 [10] (0:11.60)
Average Speed [km/h]	43.6	65.6	65.2	65.6	65.6	62.1
Top Speed [km/h]	62.2	66.5	67.1	66.5	66.5	66.1
Avg. Dist. to Rail [m]	8.1	4.4	4.3	2.9	6.0	6.8
Avg. Stride Freq. [Hz]	2.2	2.5	2.5	2.4	2.4	2.4
Avg. Stride Length [m]	5.4	7.2	7.4	7.5	7.4	7.3



- [] Ranking at each section and finish
- .-.- No data available at this section
- NA No data available



Horse/Jockey Name	Gerringong
Final Rank	7
Fastest Section Time (Section)	0:08.03 (Overall)
Top Speed [km/h] (Section)	67.0 (600m)
Race State	Finished



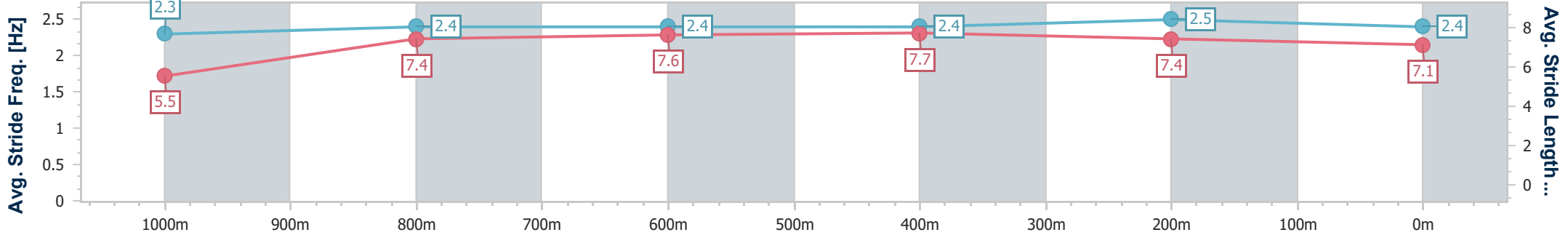
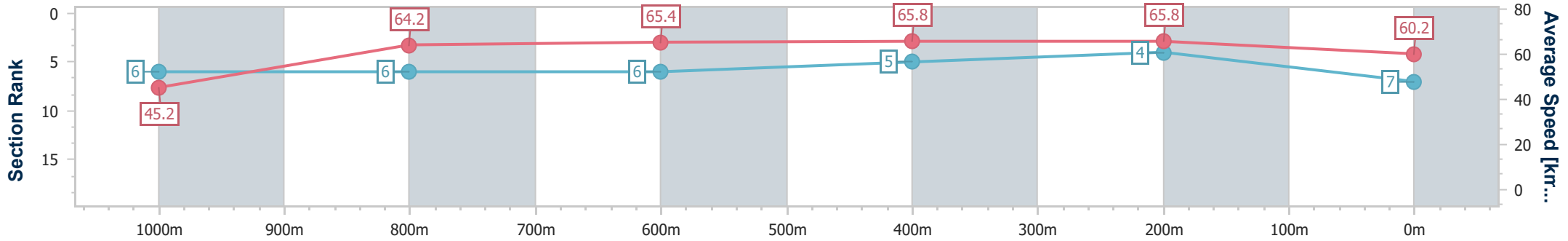
Sunshine Coast QLD Professional
Race 9: TAB MAGIC MILLIONS SUNLIGHT 3YO Plate (SLOT RACE) - 1100m



04 January 2025 - 19:16

Track Rating: Soft 6, Weather: Fine, Rail Position: +6m Entire

Section	Overall	1000m	800m	600m	400m	200m
Section Times	1:04.45 [7] (0:08.03)	0:56.42 [6] (0:11.35)	0:45.07 [6] (0:11.16)	0:33.91 [6] (0:10.96)	0:22.95 [5] (0:10.95)	0:12.00 [4] (0:12.00)
Average Speed [km/h]	45.2	64.2	65.4	65.8	65.8	60.2
Top Speed [km/h]	61.6	65.7	66.9	67.0	66.5	64.4
Avg. Dist. to Rail [m]	9.2	5.1	2.6	0.7	3.4	7.1
Avg. Stride Freq. [Hz]	2.3	2.4	2.4	2.4	2.5	2.4
Avg. Stride Length [m]	5.5	7.4	7.6	7.7	7.4	7.1



- [] Ranking at each section and finish
- .-.- No data available at this section
- NA No data available



Horse/Jockey Name	King Of Roseau
Final Rank	9
Fastest Section Time (Section)	0:08.61 (Overall)
Top Speed [km/h] (Section)	67.6 (400m)
Race State	Finished



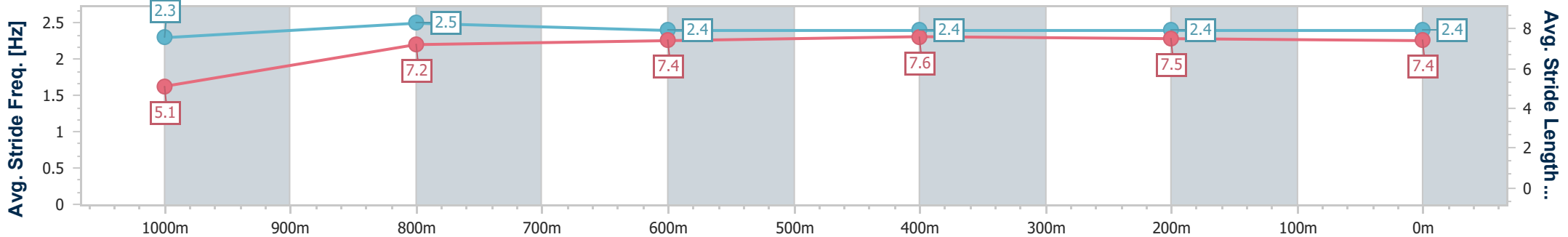
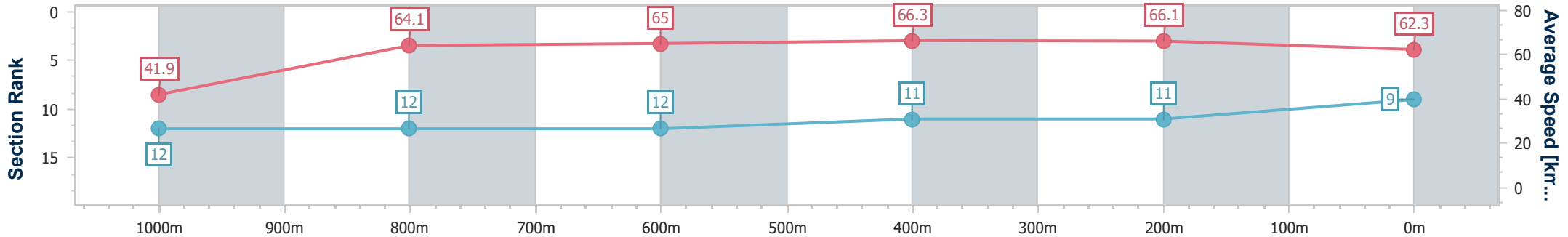
Sunshine Coast QLD Professional
Race 9: TAB MAGIC MILLIONS SUNLIGHT 3YO Plate (SLOT RACE) - 1100m



04 January 2025 - 19:16

Track Rating: Soft 6, Weather: Fine, Rail Position: +6m Entire

Section	Overall	1000m	800m	600m	400m	200m
Section Times	1:04.48 [9] (0:08.61)	0:55.87 [12] (0:11.34)	0:44.53 [12] (0:11.15)	0:33.38 [12] (0:10.92)	0:22.46 [11] (0:10.88)	0:11.58 [11] (0:11.58)
Average Speed [km/h]	41.9	64.1	65.0	66.3	66.1	62.3
Top Speed [km/h]	59.5	66.6	67.2	67.3	67.6	65.4
Avg. Dist. to Rail [m]	12.1	4.0	1.5	0.7	3.3	4.7
Avg. Stride Freq. [Hz]	2.3	2.5	2.4	2.4	2.4	2.4
Avg. Stride Length [m]	5.1	7.2	7.4	7.6	7.5	7.4



- [] Ranking at each section and finish
- .-.- No data available at this section
- NA No data available



Horse/Jockey Name	Spywire
Final Rank	10
Fastest Section Time (Section)	0:07.91 (Overall)
Top Speed [km/h] (Section)	66.9 (1000m)
Race State	Finished



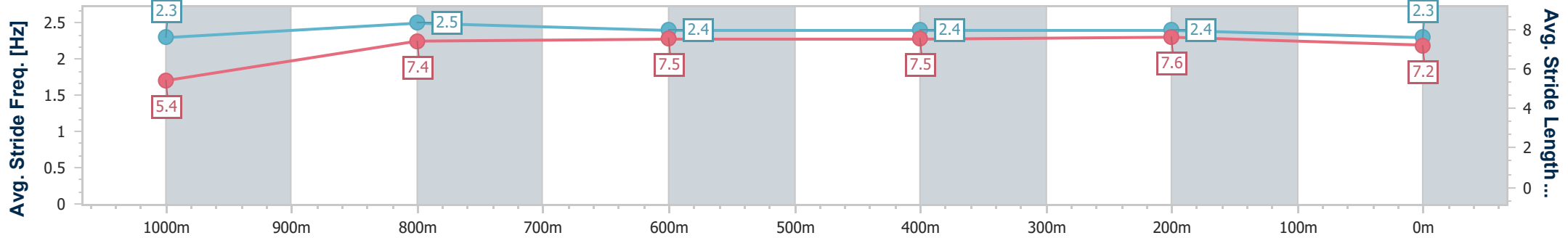
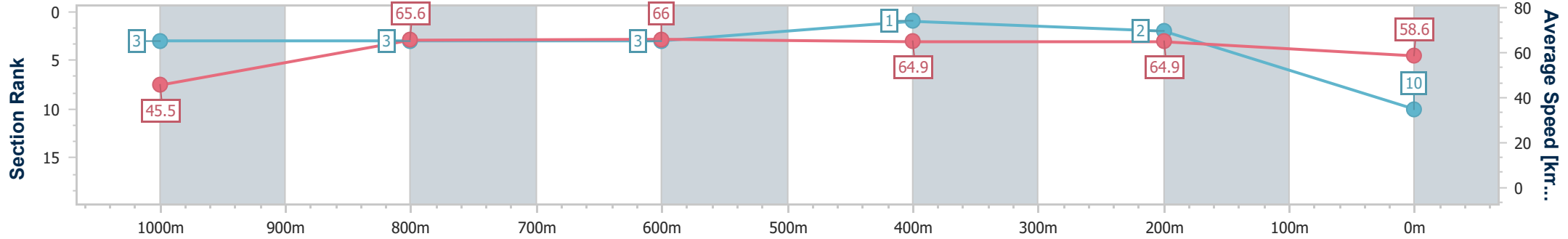
Sunshine Coast QLD Professional
 Race 9: TAB MAGIC MILLIONS SUNLIGHT 3YO Plate (SLOT RACE) - 1100m



04 January 2025 - 19:16

Track Rating: Soft 6, Weather: Fine, Rail Position: +6m Entire

Section	Overall	1000m	800m	600m	400m	200m
Section Times	1:04.60 [10] (0:07.91)	0:56.69 [3] (0:11.17)	0:45.52 [3] (0:11.08)	0:34.44 [3] (0:11.07)	0:23.37 [1] (0:11.10)	0:12.27 [2] (0:12.27)
Average Speed [km/h]	45.5	65.6	66.0	64.9	64.9	58.6
Top Speed [km/h]	62.8	66.9	66.8	66.0	66.6	63.7
Avg. Dist. to Rail [m]	7.3	6.3	2.7	0.7	1.8	6.2
Avg. Stride Freq. [Hz]	2.3	2.5	2.4	2.4	2.4	2.3
Avg. Stride Length [m]	5.4	7.4	7.5	7.5	7.6	7.2



- [] Ranking at each section and finish
- .-.- No data available at this section
- NA No data available



Horse/Jockey Name	Stoli Bolli
Final Rank	11
Fastest Section Time (Section)	0:08.40 (Overall)
Top Speed [km/h] (Section)	67.4 (400m)
Race State	Finished



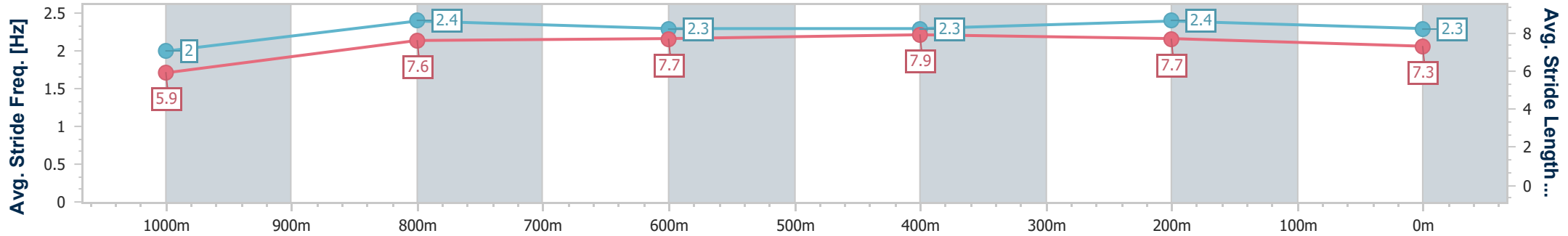
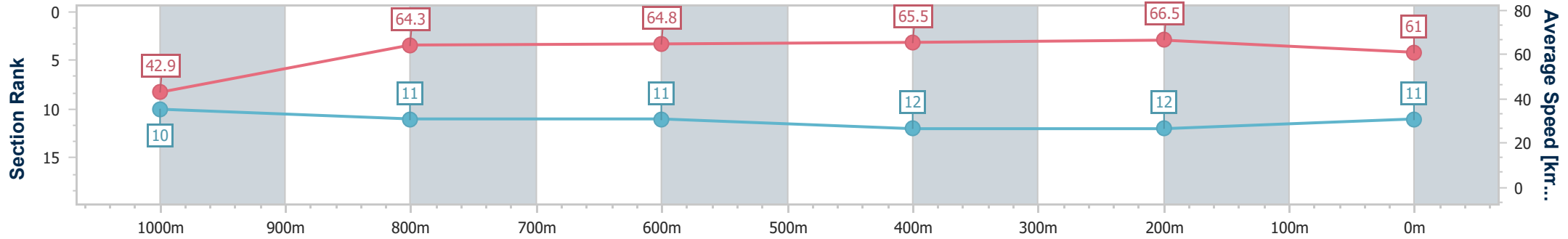
Sunshine Coast QLD Professional
Race 9: TAB MAGIC MILLIONS SUNLIGHT 3YO Plate (SLOT RACE) - 1100m



04 January 2025 - 19:16

Track Rating: Soft 6, Weather: Fine, Rail Position: +6m Entire

Section	Overall	1000m	800m	600m	400m	200m
Section Times	1:04.71 [11] (0:08.40)	0:56.31 [10] (0:11.33)	0:44.98 [11] (0:11.21)	0:33.77 [11] (0:11.13)	0:22.64 [12] (0:10.84)	0:11.80 [12] (0:11.80)
Average Speed [km/h]	42.9	64.3	64.8	65.5	66.5	61.0
Top Speed [km/h]	61.0	66.3	67.0	66.9	67.4	65.0
Avg. Dist. to Rail [m]	9.3	4.4	1.6	2.0	5.6	8.9
Avg. Stride Freq. [Hz]	2.0	2.4	2.3	2.3	2.4	2.3
Avg. Stride Length [m]	5.9	7.6	7.7	7.9	7.7	7.3



- [] Ranking at each section and finish
- .-.- No data available at this section
- NA No data available



Horse/Jockey Name	Bold Bastille
Final Rank	12
Fastest Section Time (Section)	0:07.83 (Overall)
Top Speed [km/h] (Section)	69.1 (1000m)
Race State	Finished



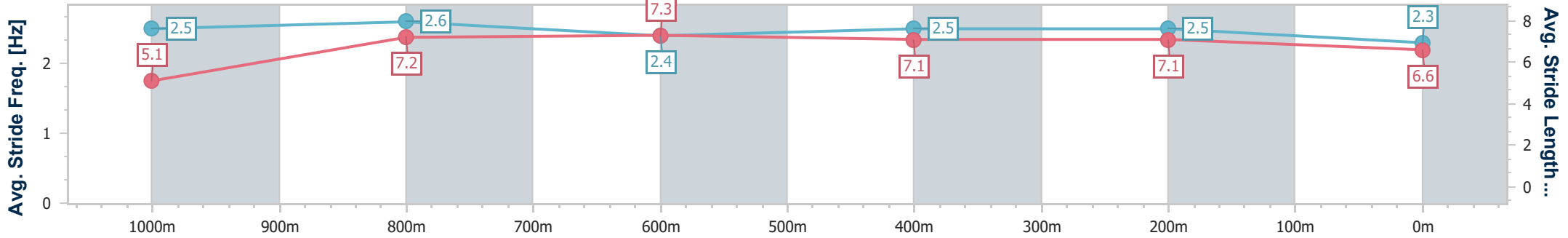
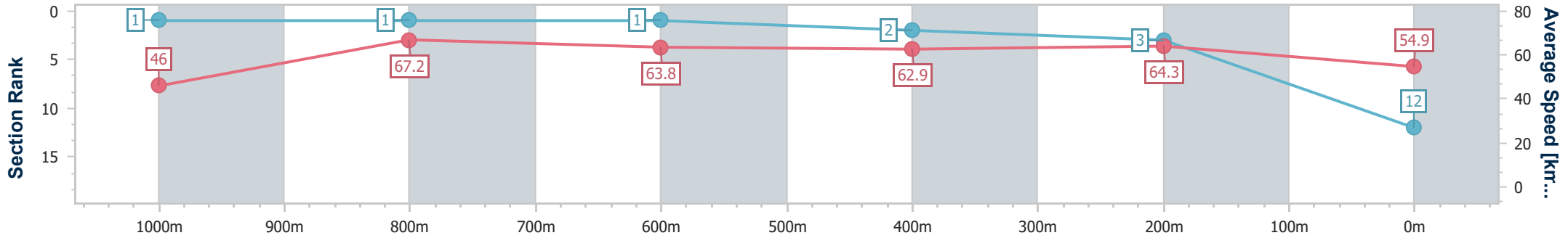
Sunshine Coast QLD Professional
Race 9: TAB MAGIC MILLIONS SUNLIGHT 3YO Plate (SLOT RACE) - 1100m



04 January 2025 - 19:16

Track Rating: Soft 6, Weather: Fine, Rail Position: +6m Entire

Section	Overall	1000m	800m	600m	400m	200m
Section Times	1:05.56 [12] (0:07.83)	0:57.73 [1] (0:10.84)	0:46.89 [1] (0:11.28)	0:35.61 [1] (0:11.30)	0:24.31 [2] (0:11.20)	0:13.11 [3] (0:13.11)
Average Speed [km/h]	46.0	67.2	63.8	62.9	64.3	54.9
Top Speed [km/h]	64.5	69.1	65.2	65.7	66.5	61.0
Avg. Dist. to Rail [m]	10.6	4.6	1.9	2.4	1.3	0.2
Avg. Stride Freq. [Hz]	2.5	2.6	2.4	2.5	2.5	2.3
Avg. Stride Length [m]	5.1	7.2	7.3	7.1	7.1	6.6



- [] Ranking at each section and finish
- .-.- No data available at this section
- NA No data available



Sunshine Coast QLD Professional
Race 10: EXPERIENCE GOLD COAST SUNLIGHT CONSOLATION - 1100m
04 January 2025 - 19:50



Track Rating: Soft 6, Weather: Fine, Rail Position: +6m Entire

Section		Overall										Last 600m		
Field Times		1:04.47										0:35.26		
		(0:07.55)										(0:10.70)		
		(0:10.96)										(0:11.20)		
		(0:11.88)										(0:12.18)		
Rank	TAB	Horse/Jockey	Barrier	Top Speed [km/h]	Fastest Section	1000m	800m	600m	400m	200m	Margin	Distance Travelled [m]		
1	3	COSMIC FIRE Andrew Mallyon	6	67.8	0:07.56	1:04.47 [1]	0:56.91 [2]	0:45.98 [2]	0:34.82 [2]	0:23.62 [3]	0:12.18 [1]	1:04.47	0:34.82	
2	1	HEZDARNHOTTOO Jason Collett	7	67.8	0:07.93	1:04.49 [2]	0:56.56 [9]	0:45.46 [8]	0:34.22 [8]	0:23.11 [7]	0:12.14 [3]	0.07L	0:34.22	+0
3	4	STAY HUMBLE Ethan Brown	5	67.4	0:07.78	1:04.80 [3]	0:57.02 [5]	0:46.00 [5]	0:34.77 [5]	0:23.61 [4]	0:12.36 [4]	1.93L	0:34.77	+1
4	10	PETTICOAT Robbie Dolan	1	66.8	0:07.65	1:04.81 [4]	0:57.16 [4]	0:46.19 [3]	0:35.14 [3]	0:23.99 [2]	0:12.36 [5]	2L	0:35.14	-4
5	11	VANESSI Damian Lane	4	66.1	0:07.84	1:04.95 [5]	0:57.11 [7]	0:45.94 [7]	0:34.77 [7]	0:23.70 [6]	0:12.35 [6]	2.77L	0:34.77	-7
6	12	READY TO SCHIPP Kyle Wilson-Taylor	8	67.0	0:08.16	1:05.09 [6]	0:56.93 [12]	0:45.76 [11]	0:34.52 [11]	0:23.43 [10]	0:12.25 [9]	3.64L	0:34.52	-1
7	6	I'M ZAC Samantha Collett	2	67.4	0:07.98	1:05.12 [7]	0:57.14 [10]	0:45.97 [9]	0:34.81 [9]	0:23.70 [8]	0:12.52 [7]	3.79L	0:34.81	-7
8	5	SILVA 'N' SUAVE Harry Coffey	11	66.7	0:08.12	1:05.25 [8]	0:57.13 [11]	0:45.79 [12]	0:34.64 [12]	0:23.55 [12]	0:12.39 [10]	4.55L	0:34.64	-1
9	7	MISHANI LILY Emily Lang	3	68.8	0:07.55	1:05.51 [9]	0:57.96 [1]	0:47.26 [1]	0:36.30 [1]	0:25.10 [1]	0:13.22 [2]	6.07L	0:36.30	-12
10	2	SHOWS A SIGN Luke Tarrant	9	66.9	0:07.84	1:05.67 [10]	0:57.83 [8]	0:46.48 [10]	0:35.18 [10]	0:23.97 [11]	0:12.66 [12]	7.01L	0:35.18	+6

Scratched: Overfull (#8)

[] Ranking at each section and finish
 -:-:- No data available at this section
 NA No data available

SCN Saddle cloth number
 DNF Did not finish
 DNT Did not track



Sunshine Coast QLD Professional
Race 10: EXPERIENCE GOLD COAST SUNLIGHT CONSOLATION - 1100m
04 January 2025 - 19:50



Track Rating: Soft 6, Weather: Fine, Rail Position: +6m Entire

Section		Overall	1000m	800m	600m	400m	200m	Last 600m					
Field Times		1:04.47 (0:07.55)	0:56.92 (0:10.70)	0:46.22 (0:10.96)	0:35.26 (0:11.20)	0:24.06 (0:11.88)	0:12.18 (0:12.18)	0:35.26					
Rank	TAB Horse/Jockey	Barrier	Top Speed [km/h]	Fastest Section							Margin	Distance Travelled [m]	
11	9 MOULIN MISS Angela Jones	10	67.0 1000m	0:07.62 Overall	1:05.74 [11] (0:07.62)	0:58.12 [3] (0:11.06)	0:47.06 [4] (0:11.19)	0:35.87 [4] (0:11.33)	0:24.54 [5] (0:11.44)	0:13.10 [8] (0:13.10)	7.46L	0:35.87	+2
12	13 JOY A PLENTY Georgina Cartwright	12	67.4 1000m	0:07.84 Overall	1:05.94 [12] (0:07.84)	0:58.10 [6] (0:11.02)	0:47.08 [6] (0:11.23)	0:35.85 [6] (0:11.37)	0:24.48 [9] (0:11.50)	0:12.98 [11] (0:12.98)	8.64L	0:35.85	+3

Scratched: Overfull (#8)

[] Ranking at each section and finish
 -:-:-:- No data available at this section
 NA No data available

SCN Saddle cloth number
 DNF Did not finish
 DNT Did not track



Horse/Jockey Name	Cosmic Fire
Final Rank	1
Fastest Section Time (Section)	0:07.56 (Overall)
Top Speed [km/h] (Section)	67.8 (1000m)
Race State	Finished



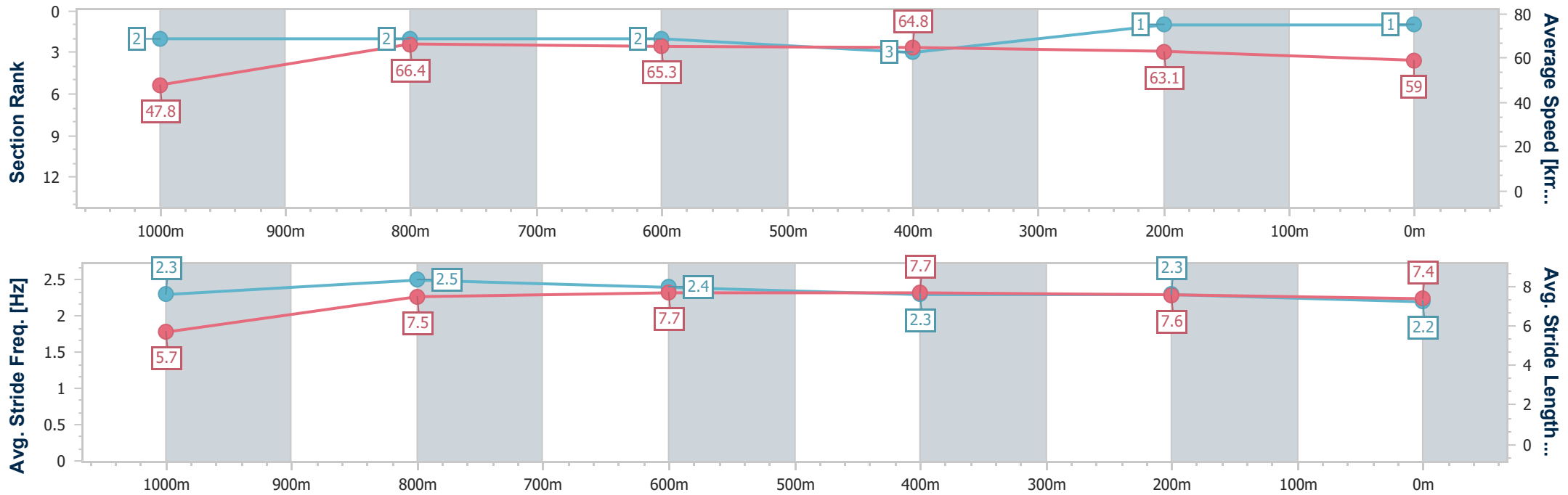
Sunshine Coast QLD Professional
Race 10: EXPERIENCE GOLD COAST SUNLIGHT
CONSOLATION - 1100m



04 January 2025 - 19:50

Track Rating: Soft 6, Weather: Fine, Rail Position: +6m Entire

Section	Overall	1000m	800m	600m	400m	200m
Section Times	1:04.47 [1] (0:07.56)	0:56.91 [2] (0:10.93)	0:45.98 [2] (0:11.16)	0:34.82 [2] (0:11.20)	0:23.62 [3] (0:11.44)	0:12.18 [1] (0:12.18)
Average Speed [km/h]	47.8	66.4	65.3	64.8	63.1	59.0
Top Speed [km/h]	64.3	67.8	66.5	65.9	65.1	61.7
Avg. Dist. to Rail [m]	6.3	2.9	2.2	1.6	1.5	1.9
Avg. Stride Freq. [Hz]	2.3	2.5	2.4	2.3	2.3	2.2
Avg. Stride Length [m]	5.7	7.5	7.7	7.7	7.6	7.4



- [] Ranking at each section and finish
- .-.- No data available at this section
- NA No data available



Horse/Jockey Name	Hezdarnhottoo
Final Rank	2
Fastest Section Time (Section)	0:07.93 (Overall)
Top Speed [km/h] (Section)	67.8 (400m)
Race State	Finished



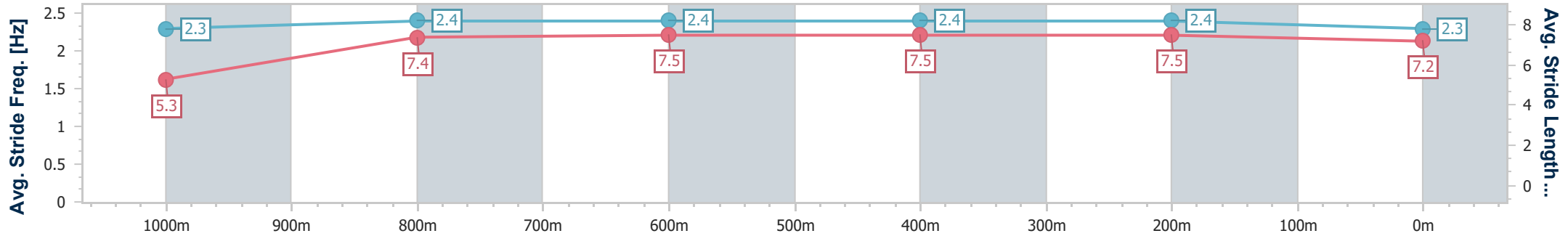
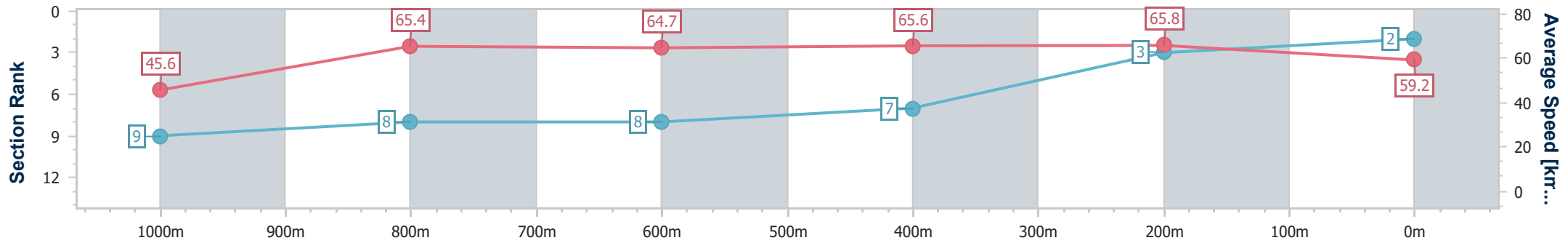
Sunshine Coast QLD Professional
Race 10: EXPERIENCE GOLD COAST SUNLIGHT
CONSOLATION - 1100m



04 January 2025 - 19:50

Track Rating: Soft 6, Weather: Fine, Rail Position: +6m Entire

Section	Overall	1000m	800m	600m	400m	200m
Section Times	1:04.49 [2] (0:07.93)	0:56.56 [9] (0:11.10)	0:45.46 [8] (0:11.24)	0:34.22 [8] (0:11.11)	0:23.11 [7] (0:10.97)	0:12.14 [3] (0:12.14)
Average Speed [km/h]	45.6	65.4	64.7	65.6	65.8	59.2
Top Speed [km/h]	63.1	66.3	66.5	66.7	67.8	62.8
Avg. Dist. to Rail [m]	8.0	3.6	1.9	2.0	3.0	3.4
Avg. Stride Freq. [Hz]	2.3	2.4	2.4	2.4	2.4	2.3
Avg. Stride Length [m]	5.3	7.4	7.5	7.5	7.5	7.2



- [] Ranking at each section and finish
- .-.- No data available at this section
- NA No data available



Horse/Jockey Name	Stay Humble
Final Rank	3
Fastest Section Time (Section)	0:07.78 (Overall)
Top Speed [km/h] (Section)	67.4 (1000m)
Race State	Finished



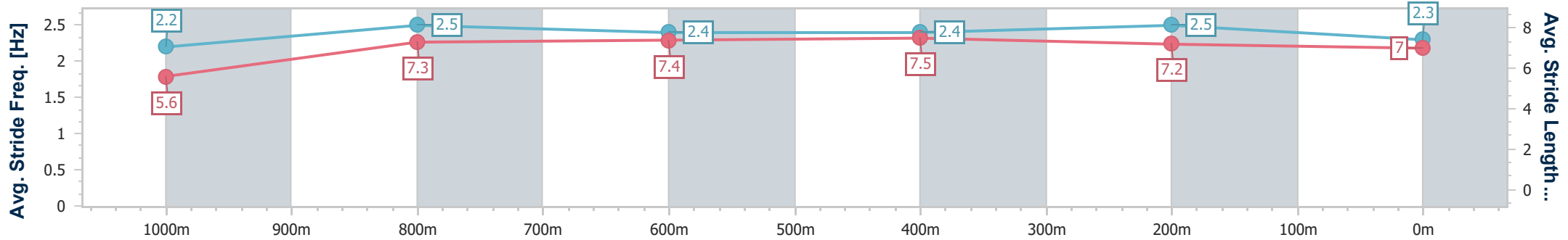
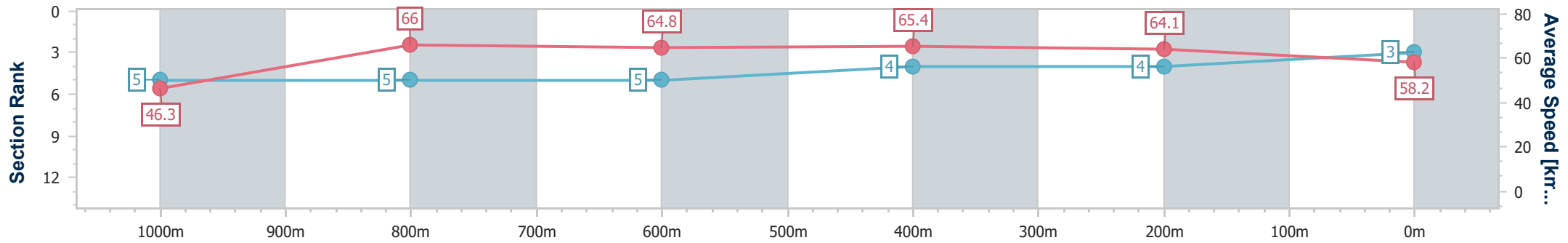
Sunshine Coast QLD Professional
Race 10: EXPERIENCE GOLD COAST SUNLIGHT
CONSOLATION - 1100m



04 January 2025 - 19:50

Track Rating: Soft 6, Weather: Fine, Rail Position: +6m Entire

Section	Overall	1000m	800m	600m	400m	200m
Section Times	1:04.80 [3] (0:07.78)	0:57.02 [5] (0:11.02)	0:46.00 [5] (0:11.23)	0:34.77 [5] (0:11.16)	0:23.61 [4] (0:11.25)	0:12.36 [4] (0:12.36)
Average Speed [km/h]	46.3	66.0	64.8	65.4	64.1	58.2
Top Speed [km/h]	62.8	67.4	66.6	66.2	65.4	61.7
Avg. Dist. to Rail [m]	6.3	3.5	2.3	2.5	5.4	5.3
Avg. Stride Freq. [Hz]	2.2	2.5	2.4	2.4	2.5	2.3
Avg. Stride Length [m]	5.6	7.3	7.4	7.5	7.2	7.0



- [] Ranking at each section and finish
- .-.- No data available at this section
- NA No data available



Horse/Jockey Name	Petticoat
Final Rank	4
Fastest Section Time (Section)	0:07.65 (Overall)
Top Speed [km/h] (Section)	66.8 (1000m)
Race State	Finished



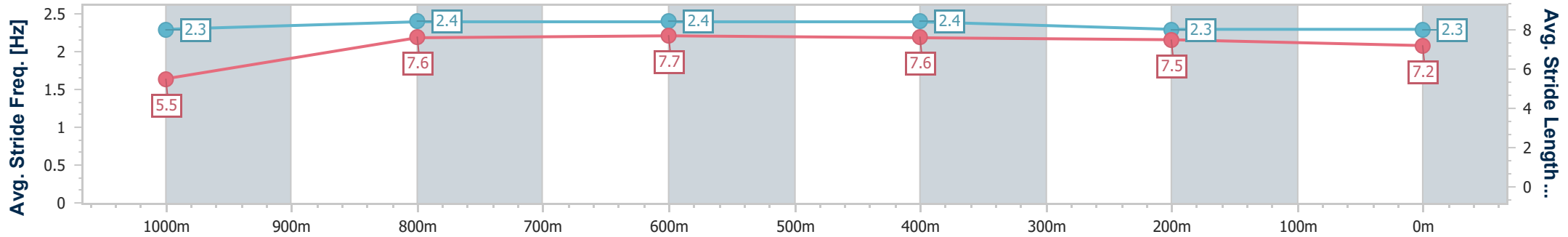
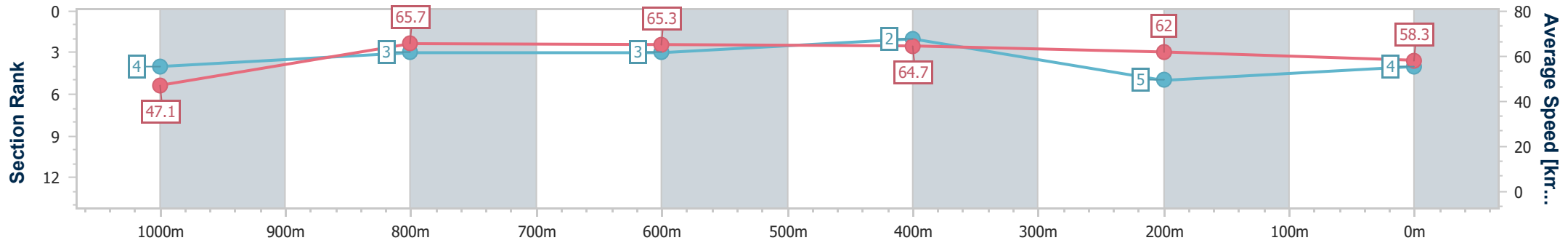
Sunshine Coast QLD Professional
Race 10: EXPERIENCE GOLD COAST SUNLIGHT
CONSOLATION - 1100m



04 January 2025 - 19:50

Track Rating: Soft 6, Weather: Fine, Rail Position: +6m Entire

Section	Overall	1000m	800m	600m	400m	200m
Section Times	1:04.81 [4] (0:07.65)	0:57.16 [4] (0:10.97)	0:46.19 [3] (0:11.05)	0:35.14 [3] (0:11.15)	0:23.99 [2] (0:11.63)	0:12.36 [5] (0:12.36)
Average Speed [km/h]	47.1	65.7	65.3	64.7	62.0	58.3
Top Speed [km/h]	64.4	66.8	66.6	65.5	65.1	59.3
Avg. Dist. to Rail [m]	2.2	1.3	0.5	0.5	1.6	2.6
Avg. Stride Freq. [Hz]	2.3	2.4	2.4	2.4	2.3	2.3
Avg. Stride Length [m]	5.5	7.6	7.7	7.6	7.5	7.2



- [] Ranking at each section and finish
- .-.- No data available at this section
- NA No data available



Horse/Jockey Name	Vanessi
Final Rank	5
Fastest Section Time (Section)	0:07.84 (Overall)
Top Speed [km/h] (Section)	66.1 (800m)
Race State	Finished



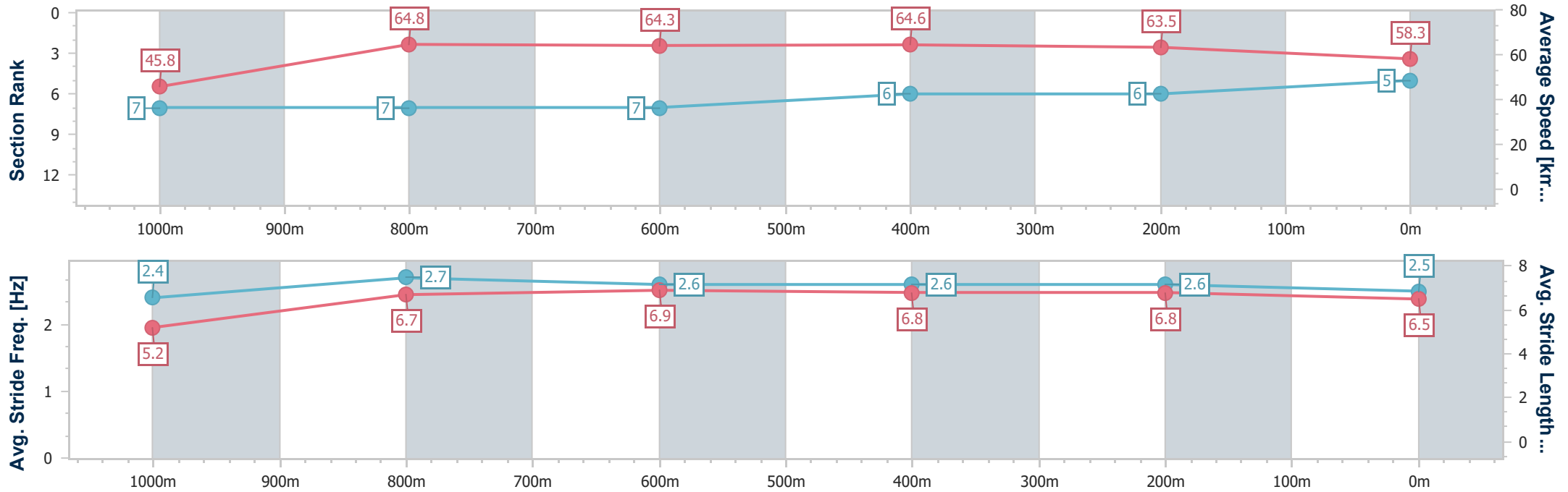
Sunshine Coast QLD Professional
Race 10: EXPERIENCE GOLD COAST SUNLIGHT
CONSOLATION - 1100m



04 January 2025 - 19:50

Track Rating: Soft 6, Weather: Fine, Rail Position: +6m Entire

Section	Overall	1000m	800m	600m	400m	200m
Section Times	1:04.95 [5] (0:07.84)	0:57.11 [7] (0:11.17)	0:45.94 [7] (0:11.17)	0:34.77 [7] (0:11.07)	0:23.70 [6] (0:11.35)	0:12.35 [6] (0:12.35)
Average Speed [km/h]	45.8	64.8	64.3	64.6	63.5	58.3
Top Speed [km/h]	62.3	65.8	66.1	65.5	65.2	60.4
Avg. Dist. to Rail [m]	5.1	1.7	0.5	0.9	0.5	1.5
Avg. Stride Freq. [Hz]	2.4	2.7	2.6	2.6	2.6	2.5
Avg. Stride Length [m]	5.2	6.7	6.9	6.8	6.8	6.5



- [] Ranking at each section and finish
- .-.- No data available at this section
- NA No data available



Horse/Jockey Name	Ready To Schipp
Final Rank	6
Fastest Section Time (Section)	0:08.16 (Overall)
Top Speed [km/h] (Section)	67.0 (600m)
Race State	Finished



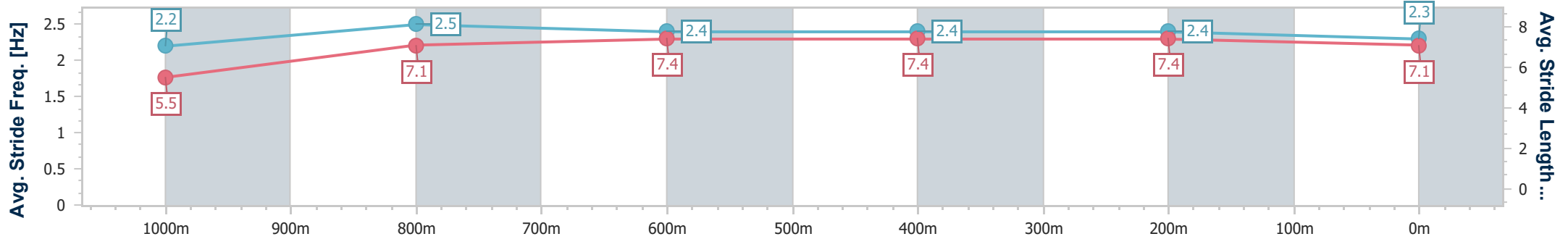
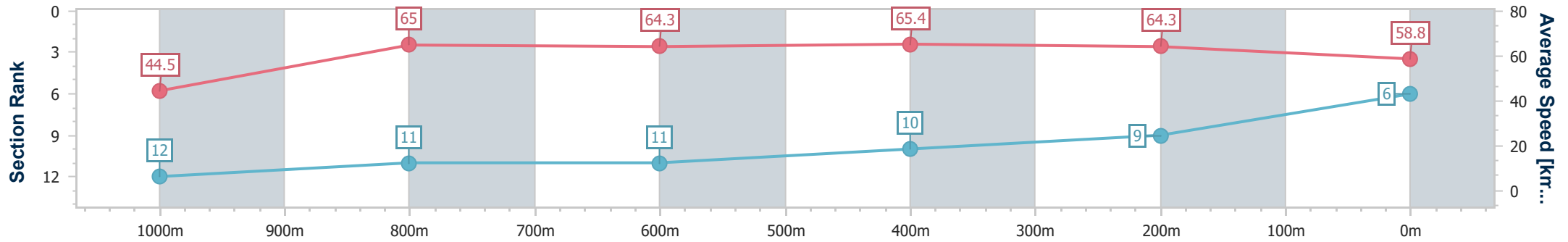
Sunshine Coast QLD Professional
Race 10: EXPERIENCE GOLD COAST SUNLIGHT
CONSOLATION - 1100m



04 January 2025 - 19:50

Track Rating: Soft 6, Weather: Fine, Rail Position: +6m Entire

Section	Overall	1000m	800m	600m	400m	200m
Section Times	1:05.09 [6] (0:08.16)	0:56.93 [12] (0:11.17)	0:45.76 [11] (0:11.24)	0:34.52 [11] (0:11.09)	0:23.43 [10] (0:11.18)	0:12.25 [9] (0:12.25)
Average Speed [km/h]	44.5	65.0	64.3	65.4	64.3	58.8
Top Speed [km/h]	62.5	66.8	66.4	67.0	66.0	62.4
Avg. Dist. to Rail [m]	8.3	3.4	1.1	1.0	4.6	5.1
Avg. Stride Freq. [Hz]	2.2	2.5	2.4	2.4	2.4	2.3
Avg. Stride Length [m]	5.5	7.1	7.4	7.4	7.4	7.1



- [] Ranking at each section and finish
- .-.- No data available at this section
- NA No data available



Horse/Jockey Name	I'm Zac
Final Rank	7
Fastest Section Time (Section)	0:07.98 (Overall)
Top Speed [km/h] (Section)	67.4 (1000m)
Race State	Finished



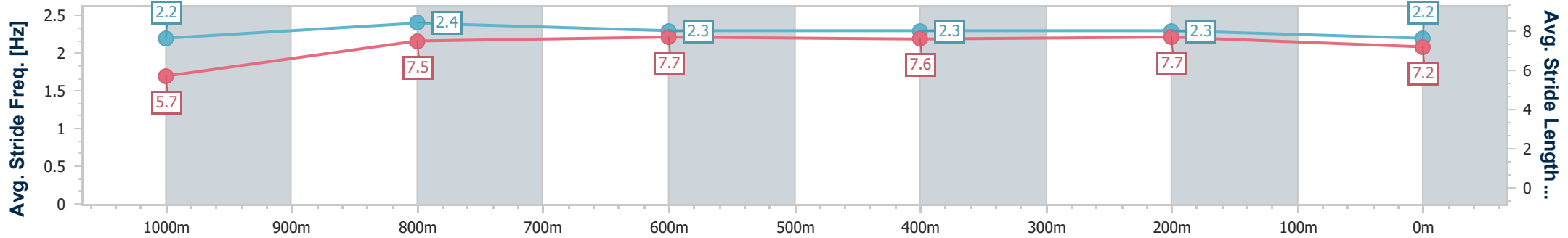
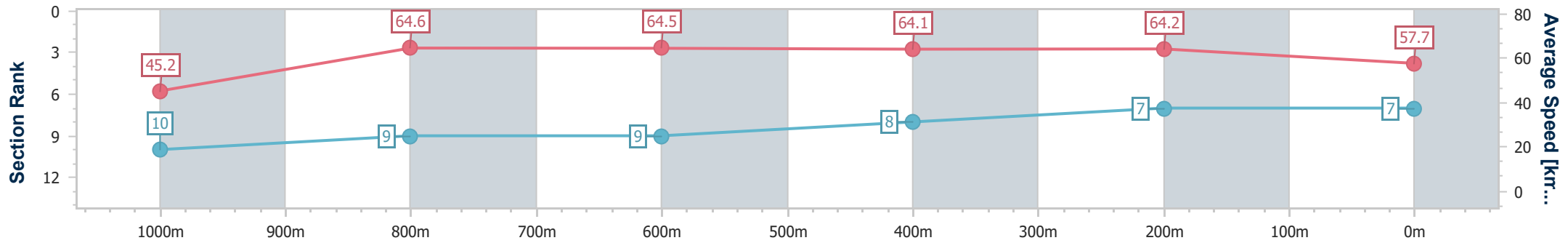
Sunshine Coast QLD Professional
Race 10: EXPERIENCE GOLD COAST SUNLIGHT
CONSOLATION - 1100m



04 January 2025 - 19:50

Track Rating: Soft 6, Weather: Fine, Rail Position: +6m Entire

Section	Overall	1000m	800m	600m	400m	200m
Section Times	1:05.12 [7] (0:07.98)	0:57.14 [10] (0:11.17)	0:45.97 [9] (0:11.16)	0:34.81 [9] (0:11.11)	0:23.70 [8] (0:11.18)	0:12.52 [7] (0:12.52)
Average Speed [km/h]	45.2	64.6	64.5	64.1	64.2	57.7
Top Speed [km/h]	62.8	67.4	65.9	65.3	66.2	61.3
Avg. Dist. to Rail [m]	3.3	1.8	0.7	2.0	1.3	1.0
Avg. Stride Freq. [Hz]	2.2	2.4	2.3	2.3	2.3	2.2
Avg. Stride Length [m]	5.7	7.5	7.7	7.6	7.7	7.2



- [] Ranking at each section and finish
- .-.- No data available at this section
- NA No data available



Horse/Jockey Name	Silva 'N' Suave
Final Rank	8
Fastest Section Time (Section)	0:08.12 (Overall)
Top Speed [km/h] (Section)	66.7 (600m)
Race State	Finished



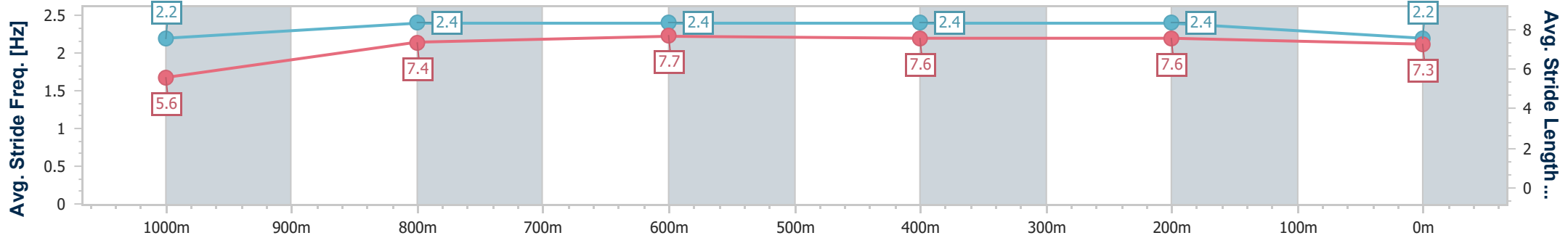
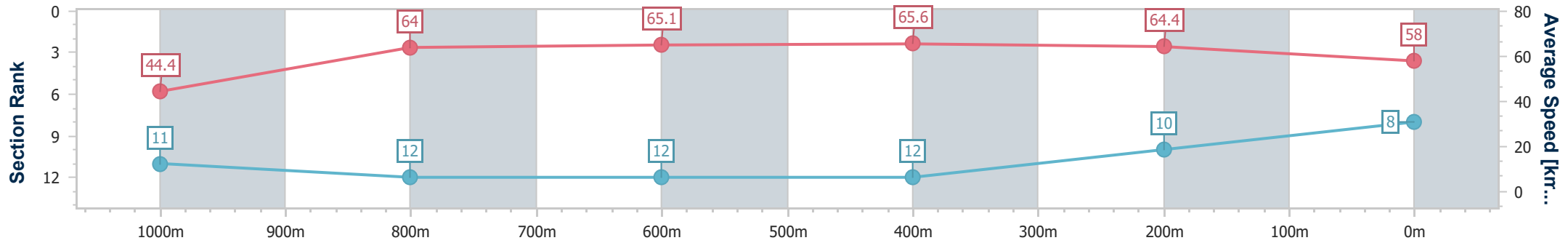
Sunshine Coast QLD Professional
Race 10: EXPERIENCE GOLD COAST SUNLIGHT
CONSOLATION - 1100m



04 January 2025 - 19:50

Track Rating: Soft 6, Weather: Fine, Rail Position: +6m Entire

Section	Overall	1000m	800m	600m	400m	200m
Section Times	1:05.25 [8] (0:08.12)	0:57.13 [11] (0:11.34)	0:45.79 [12] (0:11.15)	0:34.64 [12] (0:11.09)	0:23.55 [12] (0:11.16)	0:12.39 [10]
Average Speed [km/h]	44.4	64.0	65.1	65.6	64.4	58.0
Top Speed [km/h]	60.7	66.0	66.4	66.7	66.5	61.6
Avg. Dist. to Rail [m]	10.9	3.7	1.4	1.3	2.2	2.8
Avg. Stride Freq. [Hz]	2.2	2.4	2.4	2.4	2.4	2.2
Avg. Stride Length [m]	5.6	7.4	7.7	7.6	7.6	7.3



- [] Ranking at each section and finish
- .-.- No data available at this section
- NA No data available



Horse/Jockey Name	Mishani Lily
Final Rank	9
Fastest Section Time (Section)	0:07.55 (Overall)
Top Speed [km/h] (Section)	68.8 (1000m)
Race State	Finished



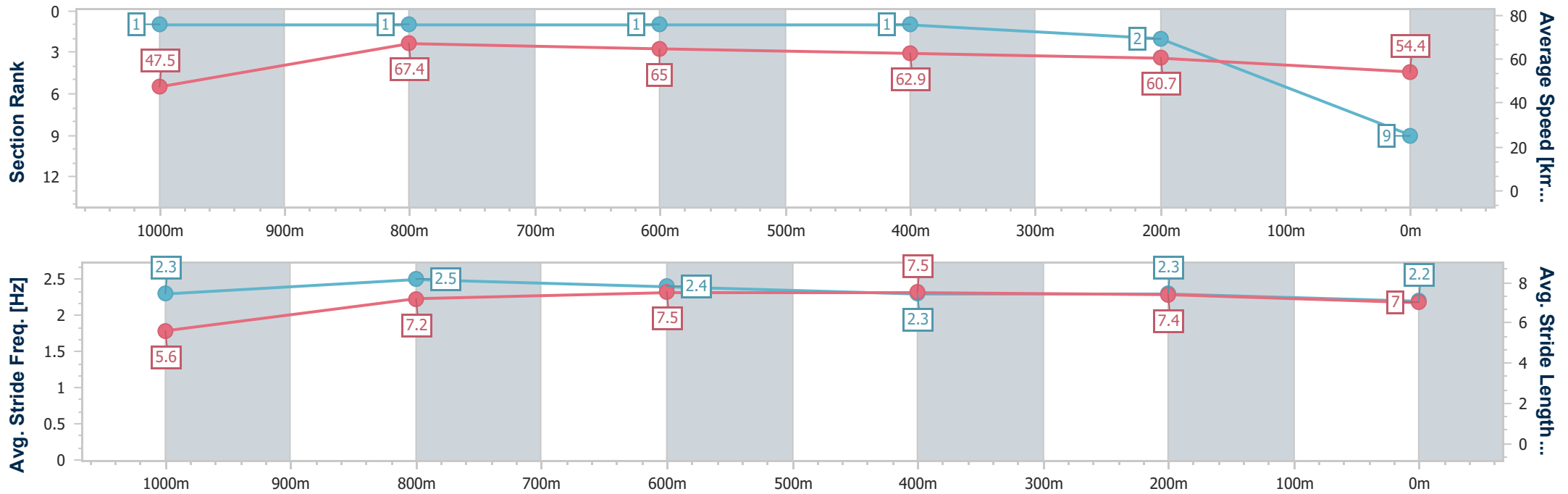
Sunshine Coast QLD Professional
Race 10: EXPERIENCE GOLD COAST SUNLIGHT
CONSOLATION - 1100m



04 January 2025 - 19:50

Track Rating: Soft 6, Weather: Fine, Rail Position: +6m Entire

Section	Overall	1000m	800m	600m	400m	200m
Section Times	1:05.51 [9] (0:07.55)	0:57.96 [1] (0:10.70)	0:47.26 [1] (0:10.96)	0:36.30 [1] (0:11.20)	0:25.10 [1] (0:11.88)	0:13.22 [2] (0:13.22)
Average Speed [km/h]	47.5	67.4	65.0	62.9	60.7	54.4
Top Speed [km/h]	65.8	68.8	66.1	63.9	62.6	57.8
Avg. Dist. to Rail [m]	4.2	1.7	1.7	3.6	2.4	1.7
Avg. Stride Freq. [Hz]	2.3	2.5	2.4	2.3	2.3	2.2
Avg. Stride Length [m]	5.6	7.2	7.5	7.5	7.4	7.0



- [] Ranking at each section and finish
- .-.- No data available at this section
- NA No data available



Horse/Jockey Name	Shows A Sign
Final Rank	10
Fastest Section Time (Section)	0:07.84 (Overall)
Top Speed [km/h] (Section)	66.9 (1000m)
Race State	Finished



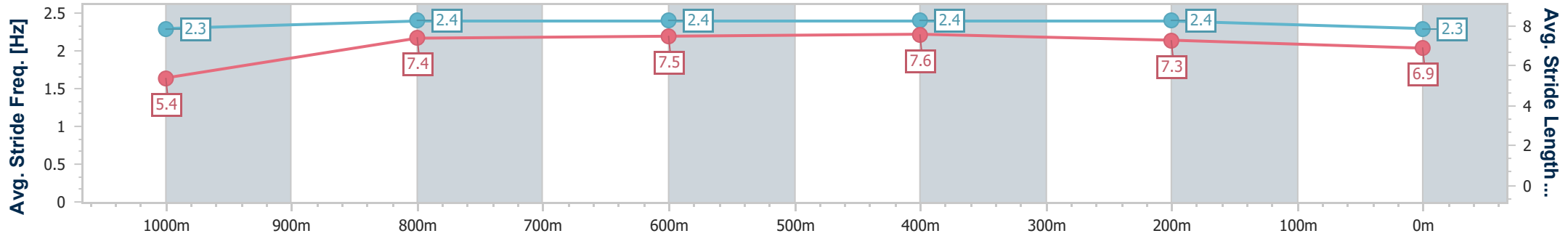
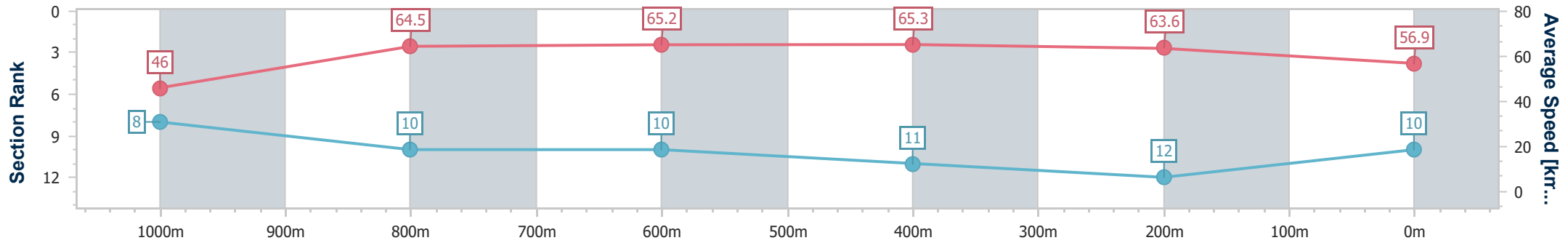
Sunshine Coast QLD Professional
Race 10: EXPERIENCE GOLD COAST SUNLIGHT
CONSOLATION - 1100m



04 January 2025 - 19:50

Track Rating: Soft 6, Weather: Fine, Rail Position: +6m Entire

Section	Overall	1000m	800m	600m	400m	200m
Section Times	1:05.67 [10] (0:07.84)	0:57.83 [8] (0:11.35)	0:46.48 [10] (0:11.30)	0:35.18 [10] (0:11.21)	0:23.97 [11] (0:11.31)	0:12.66 [12] (0:12.66)
Average Speed [km/h]	46.0	64.5	65.2	65.3	63.6	56.9
Top Speed [km/h]	61.5	66.9	66.7	66.5	65.8	61.0
Avg. Dist. to Rail [m]	10.0	5.9	3.9	3.1	6.0	6.7
Avg. Stride Freq. [Hz]	2.3	2.4	2.4	2.4	2.4	2.3
Avg. Stride Length [m]	5.4	7.4	7.5	7.6	7.3	6.9



- [] Ranking at each section and finish
- .-.- No data available at this section
- NA No data available



Horse/Jockey Name	Moulin Miss
Final Rank	11
Fastest Section Time (Section)	0:07.62 (Overall)
Top Speed [km/h] (Section)	67.0 (1000m)
Race State	Finished



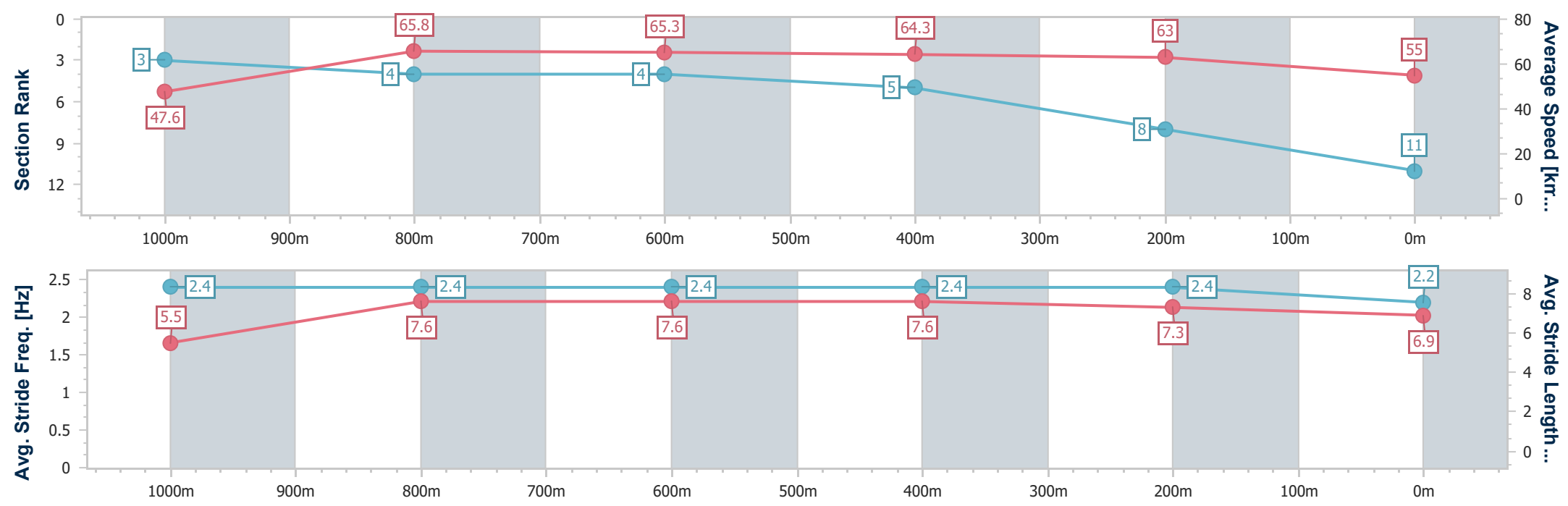
Sunshine Coast QLD Professional
Race 10: EXPERIENCE GOLD COAST SUNLIGHT
CONSOLATION - 1100m



04 January 2025 - 19:50

Track Rating: Soft 6, Weather: Fine, Rail Position: +6m Entire

Section	Overall	1000m	800m	600m	400m	200m
Section Times	1:05.74 [11] (0:07.62)	0:58.12 [3] (0:11.06)	0:47.06 [4] (0:11.19)	0:35.87 [4] (0:11.33)	0:24.54 [5] (0:11.44)	0:13.10 [8] (0:13.10)
Average Speed [km/h]	47.6	65.8	65.3	64.3	63.0	55.0
Top Speed [km/h]	62.7	67.0	66.6	65.9	64.7	59.8
Avg. Dist. to Rail [m]	9.9	3.8	2.7	2.2	4.6	6.9
Avg. Stride Freq. [Hz]	2.4	2.4	2.4	2.4	2.4	2.2
Avg. Stride Length [m]	5.5	7.6	7.6	7.6	7.3	6.9



- [] Ranking at each section and finish
- .-.- No data available at this section
- NA No data available



Horse/Jockey Name	Joy A Plenty
Final Rank	12
Fastest Section Time (Section)	0:07.84 (Overall)
Top Speed [km/h] (Section)	67.4 (1000m)
Race State	Finished



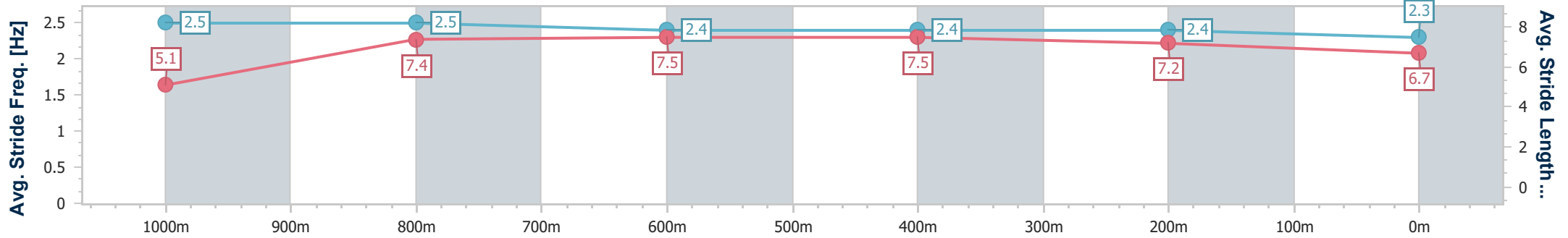
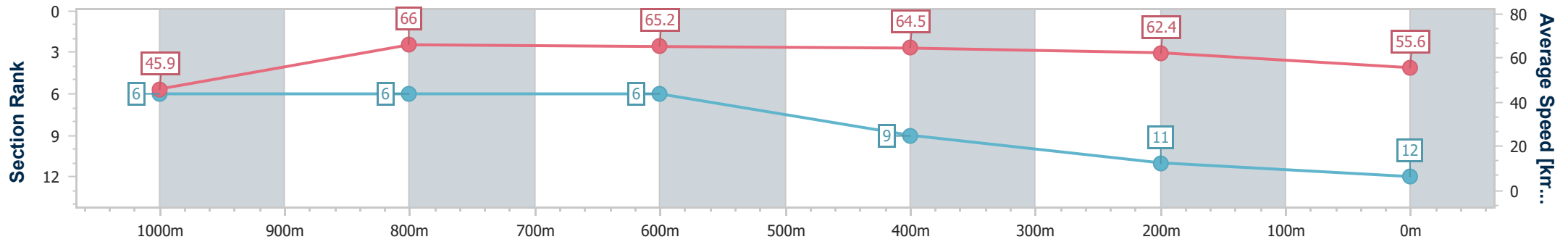
Sunshine Coast QLD Professional
Race 10: EXPERIENCE GOLD COAST SUNLIGHT
CONSOLATION - 1100m



04 January 2025 - 19:50

Track Rating: Soft 6, Weather: Fine, Rail Position: +6m Entire

Section	Overall	1000m	800m	600m	400m	200m
Section Times	1:05.94 [12] (0:07.84)	0:58.10 [6] (0:11.02)	0:47.08 [6] (0:11.23)	0:35.85 [6] (0:11.37)	0:24.48 [9] (0:11.50)	0:12.98 [11] (0:12.98)
Average Speed [km/h]	45.9	66.0	65.2	64.5	62.4	55.6
Top Speed [km/h]	64.5	67.4	66.3	66.0	64.9	59.6
Avg. Dist. to Rail [m]	12.5	5.4	2.5	3.1	6.8	4.9
Avg. Stride Freq. [Hz]	2.5	2.5	2.4	2.4	2.4	2.3
Avg. Stride Length [m]	5.1	7.4	7.5	7.5	7.2	6.7



- [] Ranking at each section and finish
- .-.- No data available at this section
- NA No data available