



Ipswich QLD Professional
 Race 1: TAB QTIS Two-Year-Old Maiden Plate - 800m
 04 January 2025 - 11:59



Track Rating: Soft 5, Weather: Fine, Rail Position: True

Section		Overall	600m	400m	200m	Last 600m					
Field Times		0:46.92 (0:13.70)	0:33.22 (0:11.00)	0:22.22 (0:11.02)	0:11.20 (0:11.20)	0:33.22					
Rank	TAB Horse/Jockey	Barrier	Top Speed [km/h]	Fastest Section	Margin			Distance Travelled [m]			
1	3 LONESOME SOUL Chelsea Baker	2	69.8 400m	0:10.78 200m	0:46.92 [1] (0:14.31)	0:32.61 [4] (0:10.98)	0:21.63 [4] (0:10.85)	0:10.78 [4] (0:10.78)	0:46.92	0:32.61	
2	4 MISHANI TREASURE Rob Thorburn	1	67.8 600m	0:11.00 600m	0:46.94 [2] (0:13.70)	0:33.24 [1] (0:11.00)	0:22.24 [1] (0:11.02)	0:11.22 [1] (0:11.22)	0.09L	0:33.24	-2
3	5 TAYLOR'S RAGE Les Tilley	3	67.4 600m	0:11.00 600m	0:47.27 [3] (0:13.99)	0:33.28 [3] (0:11.00)	0:22.28 [3] (0:11.04)	0:11.24 [2] (0:11.24)	2.01L	0:33.28	-4
4	1 OMPHALOS Adin Thompson	4	68.1 600m	0:10.98 600m	0:47.28 [4] (0:13.95)	0:33.33 [2] (0:10.98)	0:22.35 [2] (0:11.13)	0:11.22 [3] (0:11.22)	2.1L	0:33.33	-2

Scratched: Stylish Joker (#2), Tinkerbella (#6)

[] Ranking at each section and finish
 -:-:-:- No data available at this section
 NA No data available

SCN Saddle cloth number
 DNF Did not finish
 DNT Did not track



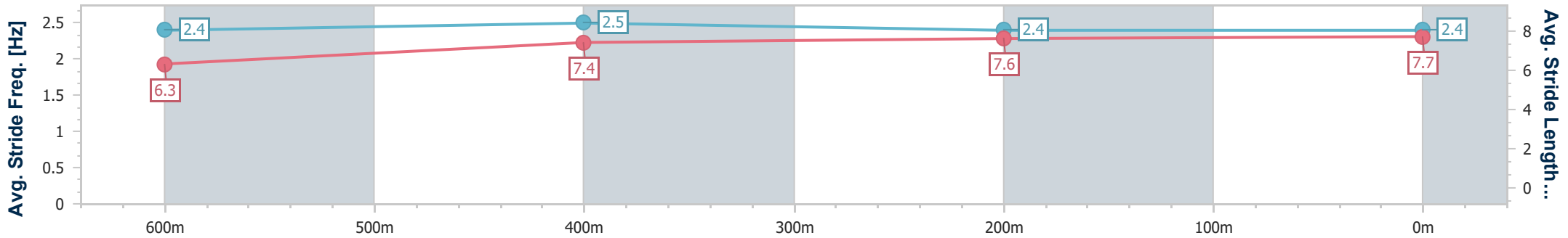

Horse/Jockey Name	Lonesome Soul
Final Rank	1
Fastest Section Time (Section)	0:10.78 (200m)
Top Speed [km/h] (Section)	69.8 (400m)
Race State	Finished



Ipswich QLD Professional
 Race 1: TAB QTIS Two-Year-Old Maiden Plate - 800m
 04 January 2025 - 11:59
 Track Rating: Soft 5, Weather: Fine, Rail Position: True



Section	Overall	600m	400m	200m
Section Times	0:46.92 [1] (0:14.31)	0:32.61 [4] (0:10.98)	0:21.63 [4] (0:10.85)	0:10.78 [4] (0:10.78)
Average Speed [km/h]	50.5	65.9	66.6	67.2
Top Speed [km/h]	65.5	67.7	69.8	69.2
Avg. Dist. to Rail [m]	5.1	2.8	1.4	6.5
Avg. Stride Freq. [Hz]	2.4	2.5	2.4	2.4
Avg. Stride Length [m]	6.3	7.4	7.6	7.7



- [] Ranking at each section and finish
- .-.- No data available at this section
- NA No data available



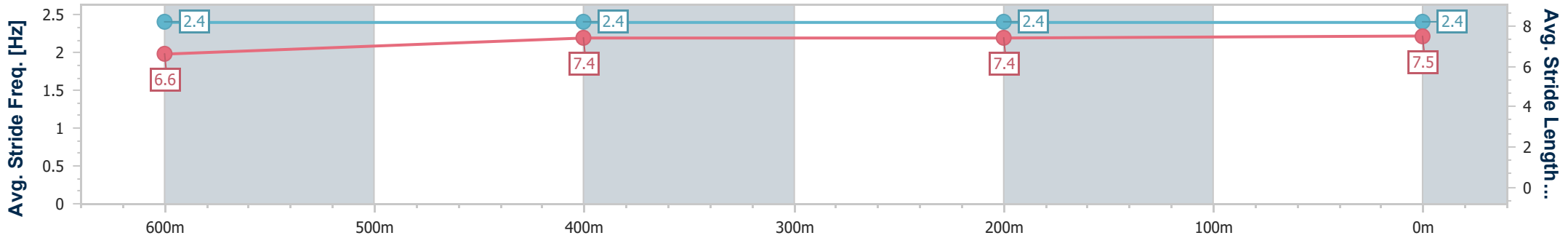
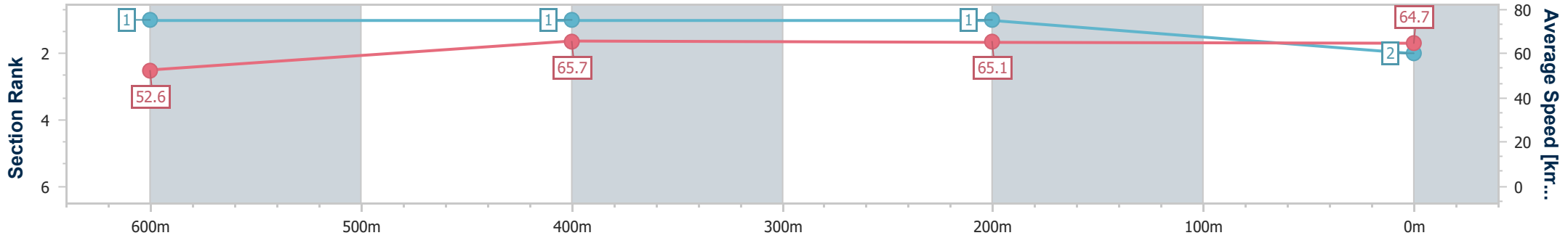
Horse/Jockey Name	Mishani Treasure
Final Rank	2
Fastest Section Time (Section)	0:11.00 (600m)
Top Speed [km/h] (Section)	67.8 (600m)
Race State	Finished



Ipswich QLD Professional
 Race 1: TAB QTIS Two-Year-Old Maiden Plate - 800m
 04 January 2025 - 11:59
 Track Rating: Soft 5, Weather: Fine, Rail Position: True



Section	Overall	600m	400m	200m
Section Times	0:46.94 [2] (0:13.70)	0:33.24 [1] (0:11.00)	0:22.24 [1] (0:11.02)	0:11.22 [1] (0:11.22)
Average Speed [km/h]	52.6	65.7	65.1	64.7
Top Speed [km/h]	67.4	67.8	66.7	66.0
Avg. Dist. to Rail [m]	4.8	2.1	0.4	0.6
Avg. Stride Freq. [Hz]	2.4	2.4	2.4	2.4
Avg. Stride Length [m]	6.6	7.4	7.4	7.5



- [] Ranking at each section and finish
- .-.- No data available at this section
- NA No data available



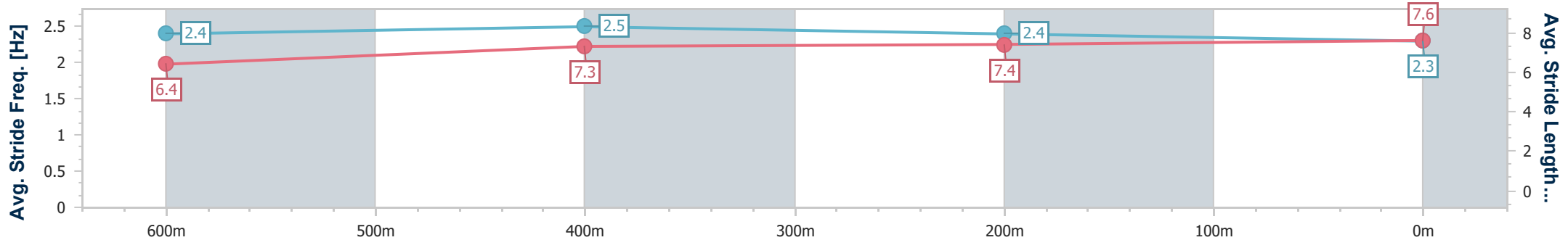
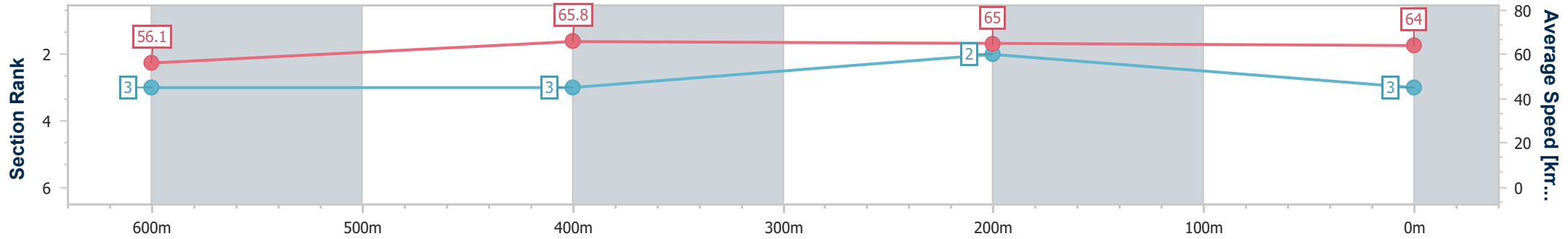
Horse/Jockey Name	Taylor's Rage
Final Rank	3
Fastest Section Time (Section)	0:11.00 (600m)
Top Speed [km/h] (Section)	67.4 (600m)
Race State	Finished



Ipswich QLD Professional
 Race 1: TAB QTIS Two-Year-Old Maiden Plate - 800m
 04 January 2025 - 11:59
 Track Rating: Soft 5, Weather: Fine, Rail Position: True



Section	Overall	600m	400m	200m
Section Times	0:47.27 [3] (0:13.99)	0:33.28 [3] (0:11.00)	0:22.28 [3] (0:11.04)	0:11.24 [2] (0:11.24)
Average Speed [km/h]	56.1	65.8	65.0	64.0
Top Speed [km/h]	62.0	67.4	66.2	66.5
Avg. Dist. to Rail [m]	5.6	1.1	1.0	1.1
Avg. Stride Freq. [Hz]	2.4	2.5	2.4	2.3
Avg. Stride Length [m]	6.4	7.3	7.4	7.6



- [] Ranking at each section and finish
- .-.- No data available at this section
- NA No data available



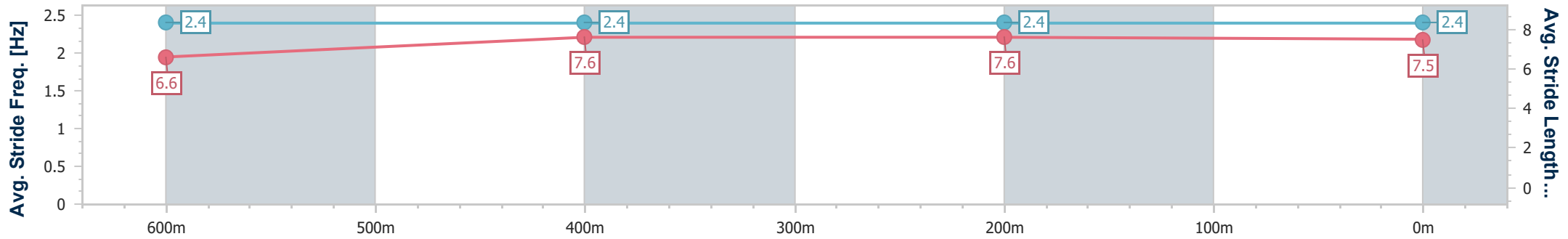
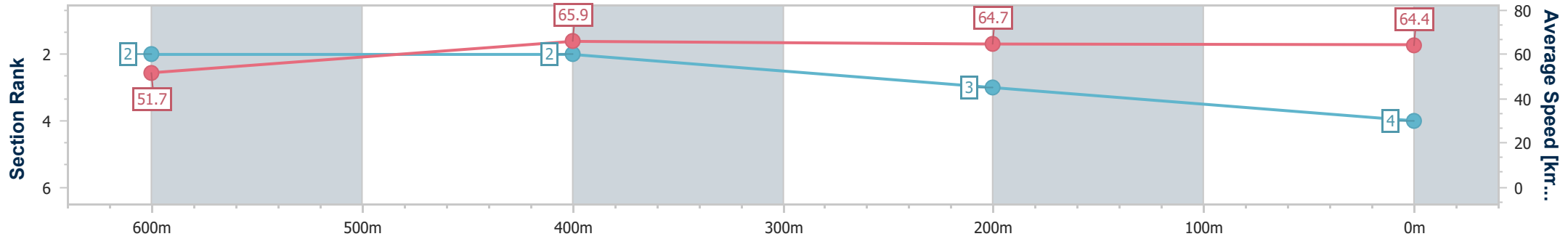
Horse/Jockey Name	Omphalos
Final Rank	4
Fastest Section Time (Section)	0:10.98 (600m)
Top Speed [km/h] (Section)	68.1 (600m)
Race State	Finished



Ipswich QLD Professional
 Race 1: TAB QTIS Two-Year-Old Maiden Plate - 800m
 04 January 2025 - 11:59
 Track Rating: Soft 5, Weather: Fine, Rail Position: True



Section	Overall	600m	400m	200m
Section Times	0:47.28 [4] (0:13.95)	0:33.33 [2] (0:10.98)	0:22.35 [2] (0:11.13)	0:11.22 [3] (0:11.22)
Average Speed [km/h]	51.7	65.9	64.7	64.4
Top Speed [km/h]	66.6	68.1	66.0	66.3
Avg. Dist. to Rail [m]	6.8	2.1	0.7	2.7
Avg. Stride Freq. [Hz]	2.4	2.4	2.4	2.4
Avg. Stride Length [m]	6.6	7.6	7.6	7.5



- [] Ranking at each section and finish
- .-.- No data available at this section
- NA No data available

Track Rating: Soft 5, Weather: Fine, Rail Position: True

Section		Field Times												
		Overall	2000m	1800m	1600m	1400m	1200m	1000m	Last 600m					
		2:15.24 (0:11.90)	2:03.34 (0:11.20)	1:52.14 (0:11.49)	1:40.65 (0:12.45)	1:28.20 (0:12.19)	1:16.01 (0:12.70)	1:03.31 (0:13.11)	0:37.18					
Rank	TAB	Horse/Jockey	Barrier	Top Speed [km/h]	Fastest Section								Distance Travelled [m]	
1	2	DOUBLE GLAZED Luke Dempsey	10	65.2 2000m	0:11.37 2000m	2:15.24 [1] (0:12.76)	2:02.48 [9] (0:11.37)	1:51.11 [10] (0:11.69)	1:39.42 [10] (0:12.24)	1:27.18 [10] (0:12.33)	1:14.85 [10] (0:12.72)	1:02.13 [10] (0:13.06)	0:36.41	
2	14	PIERRO'S GIRL Michael Cahill	3	65.3 2000m	0:11.21 2000m	2:15.84 [2] (0:12.48)	2:03.36 [7] (0:11.21)	1:52.15 [7] (0:11.60)	1:40.55 [7] (0:12.20)	1:28.35 [6] (0:12.17)	1:16.18 [5] (0:12.62)	1:03.56 [4] (0:13.04)	0:37.52	-4
3	13	ALECIA Kirk Matheson	8	64.8 2000m	0:11.35 2000m	2:15.89 [3] (0:12.10)	2:03.79 [4] (0:11.35)	1:52.44 [4] (0:11.72)	1:40.72 [5] (0:11.98)	1:28.74 [3] (0:12.21)	1:16.53 [2] (0:12.77)	1:03.76 [2] (0:13.06)	0:37.72	+3
4	7	JAMCART Justin Huxtable	4	65.8 2000m	0:11.19 2000m	2:16.42 [4] (0:12.63)	2:03.79 [8] (0:11.19)	1:52.60 [8] (0:11.76)	1:40.84 [8] (0:12.21)	1:28.63 [9] (0:12.46)	1:16.17 [9] (0:12.61)	1:03.56 [9] (0:12.98)	0:37.87	+5
5	8	LOVE 'N' GAMES Boris Thornton	9	64.8 2000m	0:11.27 2000m	2:17.10 [5] (0:12.34)	2:04.76 [6] (0:11.27)	1:53.49 [6] (0:11.65)	1:41.84 [6] (0:12.30)	1:29.54 [7] (0:12.37)	1:17.17 [8] (0:12.68)	1:04.49 [8] (0:13.03)	0:38.75	+3
6	5	NAPA VALLEY Simon Miller	7	65.4 2000m	0:11.13 2000m	2:17.50 [6] (0:11.97)	2:05.53 [3] (0:11.13)	1:54.40 [1] (0:11.49)	1:42.91 [1] (0:12.52)	1:30.39 [2] (0:12.12)	1:18.27 [1] (0:12.70)	1:05.57 [1] (0:13.11)	0:39.44	-4
7	10	EXFOLIATE Jai Williams	5	65.9 2000m	0:11.17 2000m	2:17.78 [7] (0:12.78)	2:05.00 [10] (0:11.17)	1:53.83 [9] (0:11.69)	1:42.14 [9] (0:12.11)	1:30.03 [8] (0:12.15)	1:17.88 [7] (0:12.56)	1:05.32 [6] (0:12.98)	0:39.34	-4
8	6	PRIDE OF PASSION Dale Smith	1	64.8 2000m	0:11.23 2000m	2:21.25 [8] (0:11.90)	2:09.35 [1] (0:11.23)	1:58.12 [2] (0:11.80)	1:46.32 [4] (0:12.28)	1:34.04 [5] (0:12.51)	1:21.53 [6] (0:12.75)	1:08.78 [7] (0:12.91)	0:42.71	+7
9	15	TAKE ME OUT Anna Bakos-Schrapel	2	65.4 2000m	0:11.21 2000m	2:21.65 [9] (0:12.28)	2:09.37 [5] (0:11.21)	1:58.16 [5] (0:11.43)	1:46.73 [3] (0:12.24)	1:34.49 [4] (0:12.33)	1:22.16 [3] (0:12.80)	1:09.36 [5] (0:13.08)	0:42.97	-3
10	16	WITNESS DIS Dan McGillivray	6	64.7 2000m	0:11.21 2000m	2:45.52 [10] (0:11.94)	2:33.58 [2] (0:11.21)	2:22.37 [3] (0:11.67)	2:10.70 [2] (0:12.22)	1:58.48 [1] (0:12.46)	1:46.02 [4] (0:12.75)	1:33.27 [3] (0:13.09)	1:06.66	+5

Scratched: Blood Red (#1), Frankel Moon (#3), Khant Quit (#4), Red Vegas (#17), Trusty Bandit (#9), Sassy Tap (#11), Thunder Shanghai (#12)

Track Rating: Soft 5, Weather: Fine, Rail Position: True

Section										Last 600m		
Field Times		800m	600m	400m	200m							
		0:50.20 (0:13.02)	0:37.18 (0:12.64)	0:24.54 (0:12.47)	0:12.07 (0:12.07)							0:37.18
Rank	TAB	Horse/Jockey	Barrier	Top Speed [km/h]	Fastest Section					Margin	Distance Travelled [m]	
1	2	DOUBLE GLAZED Luke Dempsey	10	65.2 2000m	0:11.37 2000m	0:49.07 [10] (0:12.66)	0:36.41 [9] (0:12.46)	0:23.95 [7] (0:12.04)	0:11.91 [3] (0:11.91)	2:15.24	0:36.41	
2	14	PIERRO'S GIRL Michael Cahill	3	65.3 2000m	0:11.21 2000m	0:50.52 [3] (0:13.00)	0:37.52 [3] (0:12.61)	0:24.91 [4] (0:12.31)	0:12.60 [2] (0:12.60)	3.53L	0:37.52	-4
3	13	ALECIA Kirk Matheson	8	64.8 2000m	0:11.35 2000m	0:50.70 [2] (0:12.98)	0:37.72 [2] (0:12.53)	0:25.19 [1] (0:12.47)	0:12.72 [1] (0:12.72)	3.85L	0:37.72	+3
4	7	JAMCART Justin Huxtable	4	65.8 2000m	0:11.19 2000m	0:50.58 [9] (0:12.71)	0:37.87 [7] (0:12.53)	0:25.34 [5] (0:12.45)	0:12.89 [4] (0:12.89)	6.98L	0:37.87	+5
5	8	LOVE 'N' GAMES Boris Thornton	9	64.8 2000m	0:11.27 2000m	0:51.46 [8] (0:12.71)	0:38.75 [4] (0:12.53)	0:26.22 [3] (0:12.98)	0:13.24 [6] (0:13.24)	10.94L	0:38.75	+3
6	5	NAPA VALLEY Simon Miller	7	65.4 2000m	0:11.13 2000m	0:52.46 [1] (0:13.02)	0:39.44 [1] (0:12.74)	0:26.70 [2] (0:12.88)	0:13.82 [5] (0:13.82)	13.29L	0:39.44	-4
7	10	EXFOLIATE Jai Williams	5	65.9 2000m	0:11.17 2000m	0:52.34 [7] (0:13.00)	0:39.34 [5] (0:12.75)	0:26.59 [6] (0:13.05)	0:13.54 [7] (0:13.54)	14.95L	0:39.34	-4
8	6	PRIDE OF PASSION Dale Smith	1	64.8 2000m	0:11.23 2000m	0:55.87 [6] (0:13.16)	0:42.71 [6] (0:13.75)	0:28.96 [8] (0:13.96)	0:15.00 [8] (0:15.00)	35.35L	0:42.71	+7
9	15	TAKE ME OUT Anna Bakos-Schrapel	2	65.4 2000m	0:11.21 2000m	0:56.28 [5] (0:13.31)	0:42.97 [8] (0:13.65)	0:29.32 [9] (0:14.37)	0:14.95 [9] (0:14.95)	37.72L	0:42.97	-3
10	16	WITNESS DIS Dan McGillivray	6	64.7 2000m	0:11.21 2000m	1:20.18 [4] (0:13.52)	1:06.66 [10] (0:15.66)	0:51.00 [10] (0:21.19)	0:29.81 [10] (0:29.81)	178.12L	1:06.66	+5

Scratched: Blood Red (#1), Frankel Moon (#3), Khant Quit (#4), Red Vegas (#17), Trusty Bandit (#9), Sassy Tap (#11), Thunder Shanghai (#12)



Horse/Jockey Name	Double Glazed
Final Rank	1
Fastest Section Time (Section)	0:11.37 (2000m)
Top Speed [km/h] (Section)	65.2 (2000m)
Race State	Finished



Ipswich QLD Professional

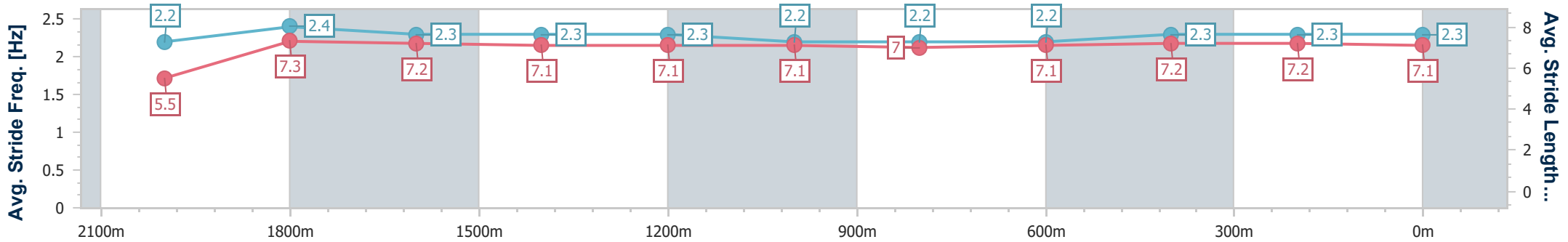
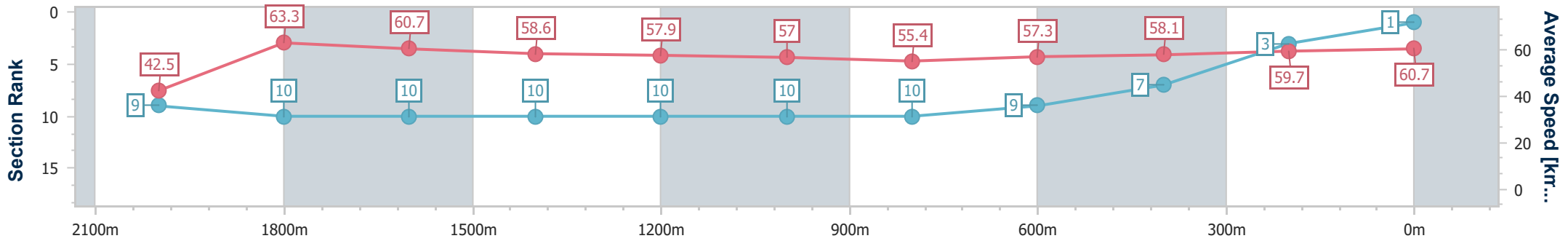
Race 2: SCHWEPPE'S Maiden Plate - 2150m

04 January 2025 - 12:34



Track Rating: Soft 5, Weather: Fine, Rail Position: True

Section	Overall	2000m	1800m	1600m	1400m	1200m	1000m	800m	600m	400m	200m
Section Times	2:15.24 [1] (0:12.76)	2:02.48 [9] (0:11.37)	1:51.11 [10] (0:11.69)	1:39.42 [10] (0:12.24)	1:27.18 [10] (0:12.33)	1:14.85 [10] (0:12.72)	1:02.13 [10] (0:13.06)	0:49.07 [10] (0:12.66)	0:36.41 [9] (0:12.46)	0:23.95 [7] (0:12.04)	0:11.91 [3] (0:11.91)
Average Speed [km/h]	42.5	63.3	60.7	58.6	57.9	57.0	55.4	57.3	58.1	59.7	60.7
Top Speed [km/h]	61.4	65.2	63.8	60.2	59.0	58.0	55.9	59.2	58.9	62.4	62.3
Avg. Dist. to Rail [m]	9.7	1.3	1.8	1.7	1.7	1.1	1.9	2.2	1.5	0.2	0.5
Avg. Stride Freq. [Hz]	2.2	2.4	2.3	2.3	2.3	2.2	2.2	2.2	2.3	2.3	2.3
Avg. Stride Length [m]	5.5	7.3	7.2	7.1	7.1	7.1	7.0	7.1	7.2	7.2	7.1



- [] Ranking at each section and finish
- .-.- No data available at this section
- NA No data available



Horse/Jockey Name	Pierro's Girl
Final Rank	2
Fastest Section Time (Section)	0:11.21 (2000m)
Top Speed [km/h] (Section)	65.3 (2000m)
Race State	Finished



Ipswich QLD Professional

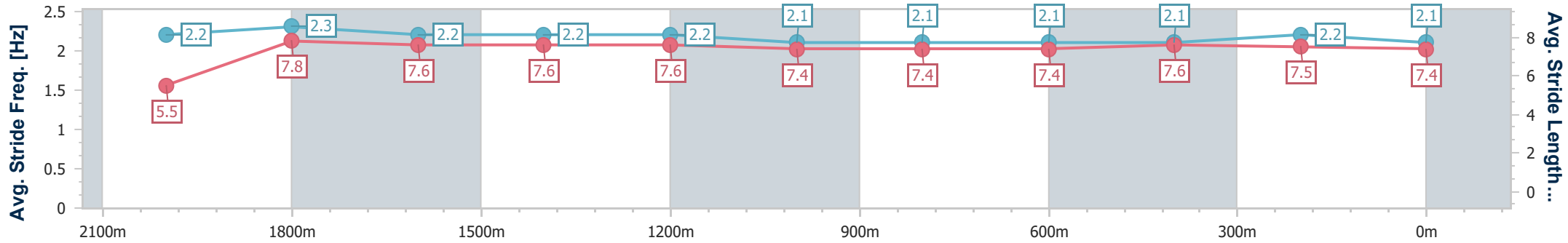
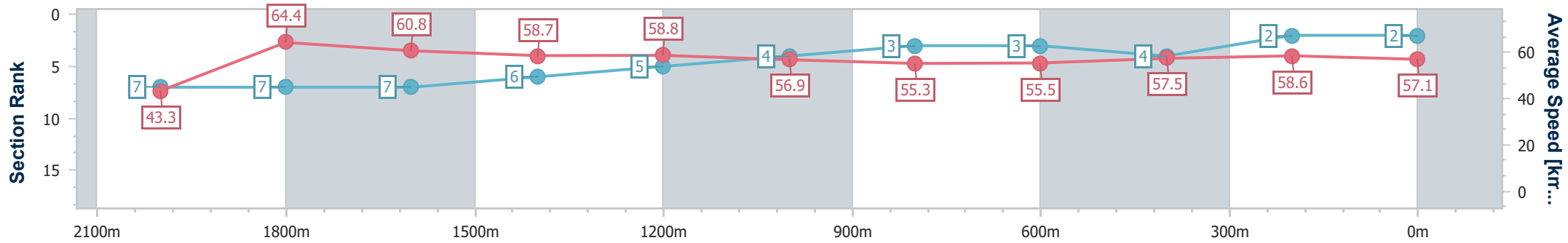
Race 2: SCHWEPPE'S Maiden Plate - 2150m

04 January 2025 - 12:34



Track Rating: Soft 5, Weather: Fine, Rail Position: True

Section	Overall	2000m	1800m	1600m	1400m	1200m	1000m	800m	600m	400m	200m
Section Times	2:15.84 [2] (0:12.48)	2:03.36 [7] (0:11.21)	1:52.15 [7] (0:11.60)	1:40.55 [7] (0:12.20)	1:28.35 [6] (0:12.17)	1:16.18 [5] (0:12.62)	1:03.56 [4] (0:13.04)	0:50.52 [3] (0:13.00)	0:37.52 [3] (0:12.61)	0:24.91 [4] (0:12.31)	0:12.60 [2] (0:12.60)
Average Speed [km/h]	43.3	64.4	60.8	58.7	58.8	56.9	55.3	55.5	57.5	58.6	57.1
Top Speed [km/h]	63.3	65.3	62.9	60.0	59.1	58.6	55.9	56.7	58.2	59.2	58.4
Avg. Dist. to Rail [m]	4.3	1.3	2.5	2.7	2.0	0.4	0.8	0.8	1.0	1.2	1.2
Avg. Stride Freq. [Hz]	2.2	2.3	2.2	2.2	2.2	2.1	2.1	2.1	2.1	2.2	2.1
Avg. Stride Length [m]	5.5	7.8	7.6	7.6	7.6	7.4	7.4	7.4	7.6	7.5	7.4



- [] Ranking at each section and finish
- .-.- No data available at this section
- NA No data available



Horse/Jockey Name	Alecia
Final Rank	3
Fastest Section Time (Section)	0:11.35 (2000m)
Top Speed [km/h] (Section)	64.8 (2000m)
Race State	Finished



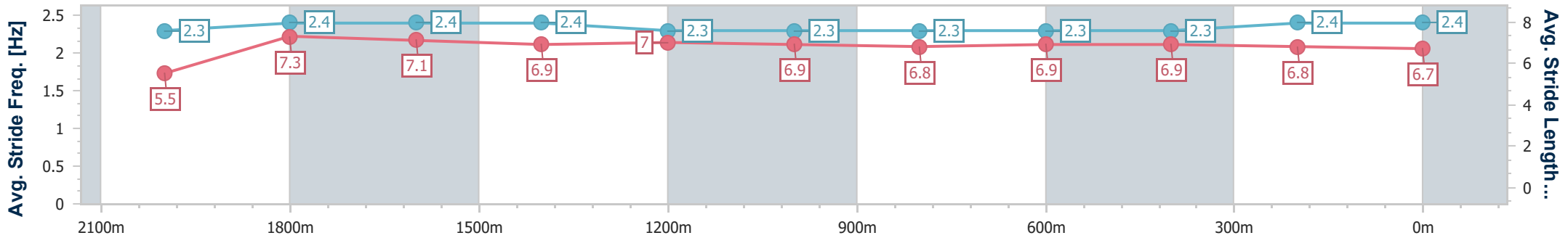
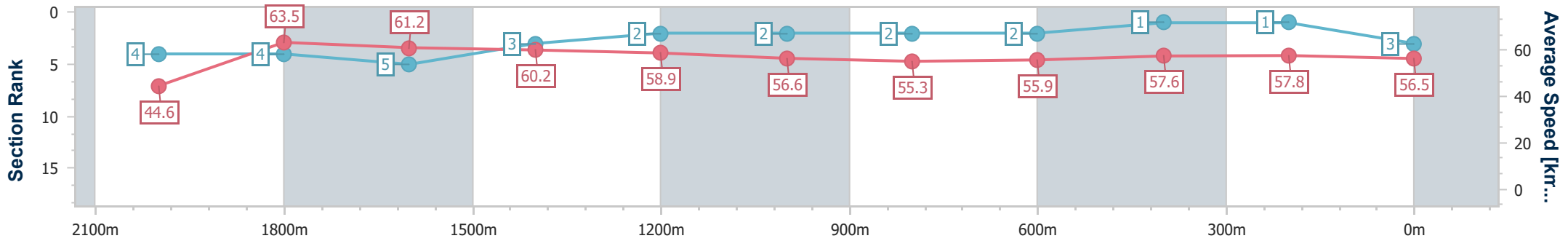
Ipswich QLD Professional
Race 2: SCHWEPPE'S Maiden Plate - 2150m



04 January 2025 - 12:34

Track Rating: Soft 5, Weather: Fine, Rail Position: True

Section	Overall	2000m	1800m	1600m	1400m	1200m	1000m	800m	600m	400m	200m
Section Times	2:15.89 [3] (0:12.10)	2:03.79 [4] (0:11.35)	1:52.44 [4] (0:11.72)	1:40.72 [5] (0:11.98)	1:28.74 [3] (0:12.21)	1:16.53 [2] (0:12.77)	1:03.76 [2] (0:13.06)	0:50.70 [2] (0:12.98)	0:37.72 [2] (0:12.53)	0:25.19 [1] (0:12.47)	0:12.72 [1] (0:12.72)
Average Speed [km/h]	44.6	63.5	61.2	60.2	58.9	56.6	55.3	55.9	57.6	57.8	56.5
Top Speed [km/h]	61.1	64.8	63.8	61.1	60.6	58.5	56.2	56.6	58.6	58.6	57.5
Avg. Dist. to Rail [m]	7.9	1.1	0.5	0.9	0.4	0.6	1.8	1.6	1.0	0.4	0.3
Avg. Stride Freq. [Hz]	2.3	2.4	2.4	2.4	2.3	2.3	2.3	2.3	2.3	2.4	2.4
Avg. Stride Length [m]	5.5	7.3	7.1	6.9	7.0	6.9	6.8	6.9	6.9	6.8	6.7



- [] Ranking at each section and finish
- .-.- No data available at this section
- NA No data available



Horse/Jockey Name	Jamcart
Final Rank	4
Fastest Section Time (Section)	0:11.19 (2000m)
Top Speed [km/h] (Section)	65.8 (2000m)
Race State	Finished



Ipswich QLD Professional

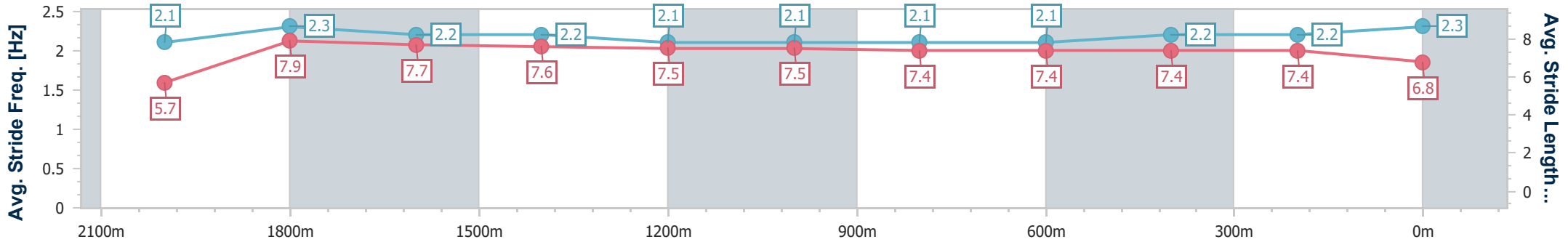
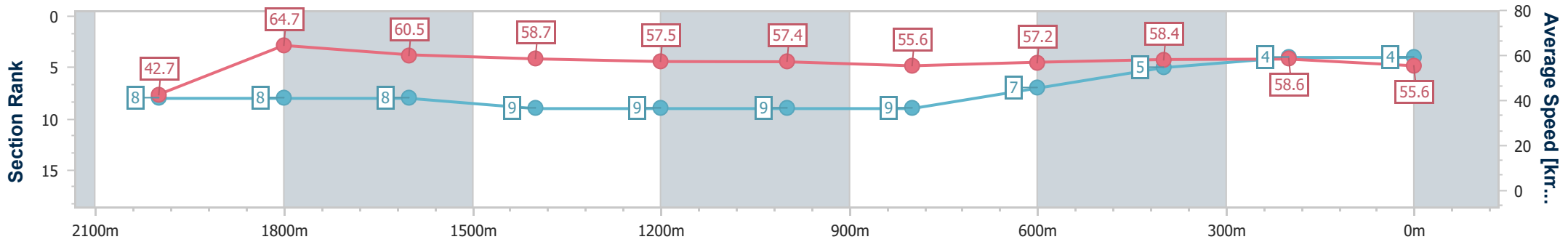
Race 2: SCHWEPPE'S Maiden Plate - 2150m

04 January 2025 - 12:34



Track Rating: Soft 5, Weather: Fine, Rail Position: True

Section	Overall	2000m	1800m	1600m	1400m	1200m	1000m	800m	600m	400m	200m
Section Times	2:16.42 [4] (0:12.63)	2:03.79 [8] (0:11.19)	1:52.60 [8] (0:11.76)	1:40.84 [8] (0:12.21)	1:28.63 [9] (0:12.46)	1:16.17 [9] (0:12.61)	1:03.56 [9] (0:12.98)	0:50.58 [9] (0:12.71)	0:37.87 [7] (0:12.53)	0:25.34 [5] (0:12.45)	0:12.89 [4] (0:12.89)
Average Speed [km/h]	42.7	64.7	60.5	58.7	57.5	57.4	55.6	57.2	58.4	58.6	55.6
Top Speed [km/h]	61.6	65.8	63.2	60.1	58.1	58.4	56.0	59.5	59.5	59.3	57.8
Avg. Dist. to Rail [m]	5.3	1.1	1.2	1.0	0.9	0.6	1.0	2.7	3.6	3.6	3.7
Avg. Stride Freq. [Hz]	2.1	2.3	2.2	2.2	2.1	2.1	2.1	2.1	2.2	2.2	2.3
Avg. Stride Length [m]	5.7	7.9	7.7	7.6	7.5	7.5	7.4	7.4	7.4	7.4	6.8



- [] Ranking at each section and finish
- .-.- No data available at this section
- NA No data available



Horse/Jockey Name	Love 'N' Games
Final Rank	5
Fastest Section Time (Section)	0:11.27 (2000m)
Top Speed [km/h] (Section)	64.8 (2000m)
Race State	Finished



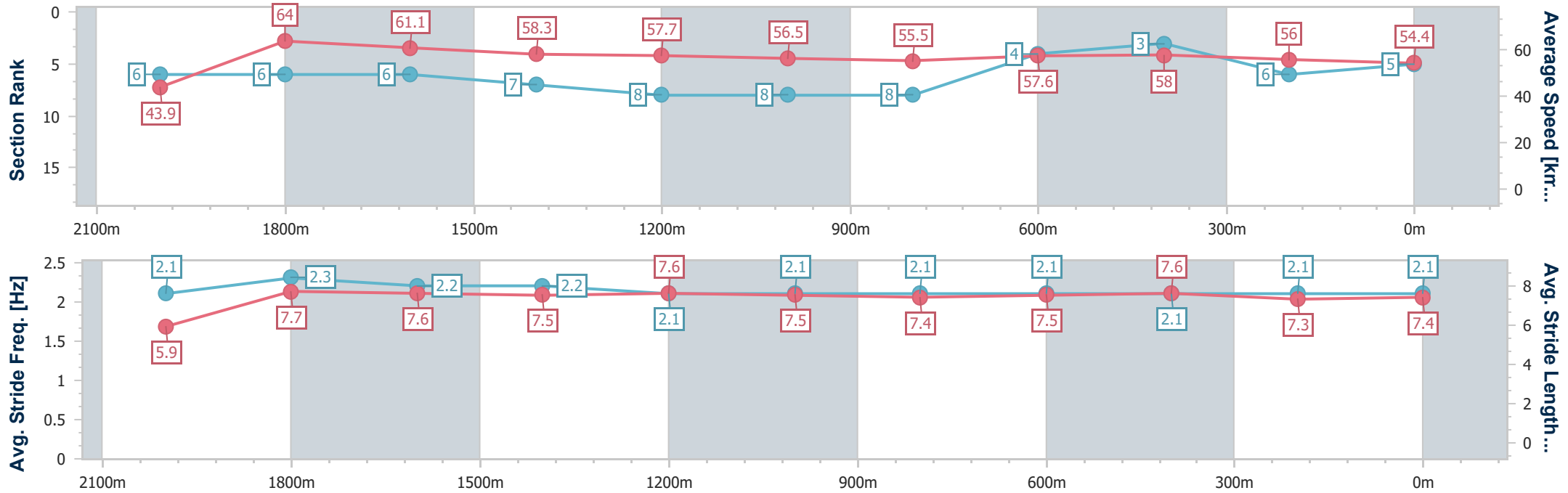
Ipswich QLD Professional
Race 2: SCHWEPPE'S Maiden Plate - 2150m



04 January 2025 - 12:34

Track Rating: Soft 5, Weather: Fine, Rail Position: True

Section	Overall	2000m	1800m	1600m	1400m	1200m	1000m	800m	600m	400m	200m
Section Times	2:17.10 [5] (0:12.34)	2:04.76 [6] (0:11.27)	1:53.49 [6] (0:11.65)	1:41.84 [6] (0:12.30)	1:29.54 [7] (0:12.37)	1:17.17 [8] (0:12.68)	1:04.49 [8] (0:13.03)	0:51.46 [8] (0:12.71)	0:38.75 [4] (0:12.53)	0:26.22 [3] (0:12.98)	0:13.24 [6] (0:13.24)
Average Speed [km/h]	43.9	64.0	61.1	58.3	57.7	56.5	55.5	57.6	58.0	56.0	54.4
Top Speed [km/h]	62.6	64.8	63.7	59.5	58.4	58.3	56.0	58.8	60.1	57.2	59.0
Avg. Dist. to Rail [m]	9.6	1.2	1.4	1.8	2.0	0.7	1.0	3.8	3.0	2.5	2.6
Avg. Stride Freq. [Hz]	2.1	2.3	2.2	2.2	2.1	2.1	2.1	2.1	2.1	2.1	2.1
Avg. Stride Length [m]	5.9	7.7	7.6	7.5	7.6	7.5	7.4	7.5	7.6	7.3	7.4



- [] Ranking at each section and finish
- .-.- No data available at this section
- NA No data available



Horse/Jockey Name	Napa Valley
Final Rank	6
Fastest Section Time (Section)	0:11.13 (2000m)
Top Speed [km/h] (Section)	65.4 (2000m)
Race State	Finished



Ipswich QLD Professional

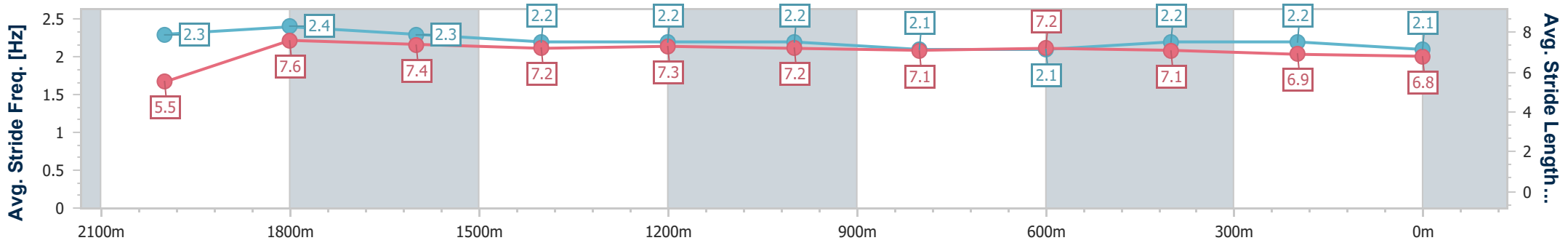
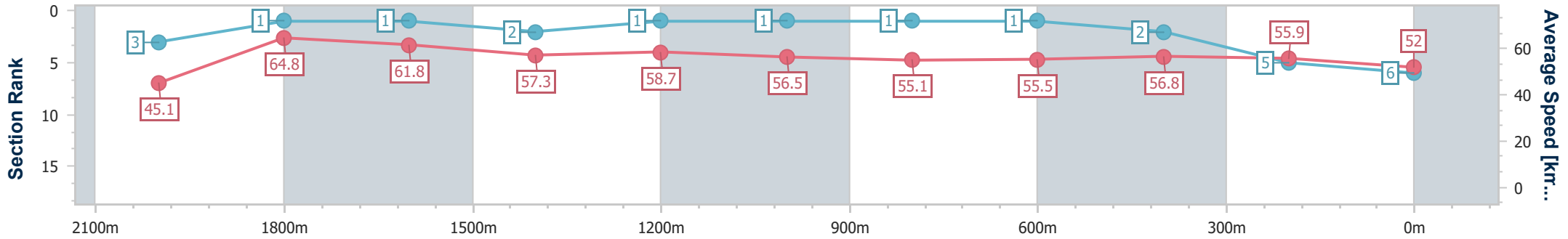
Race 2: SCHWEPPE'S Maiden Plate - 2150m

04 January 2025 - 12:34



Track Rating: Soft 5, Weather: Fine, Rail Position: True

Section	Overall	2000m	1800m	1600m	1400m	1200m	1000m	800m	600m	400m	200m
Section Times	2:17.50 [6] (0:11.97)	2:05.53 [3] (0:11.13)	1:54.40 [1] (0:11.49)	1:42.91 [1] (0:12.52)	1:30.39 [2] (0:12.12)	1:18.27 [1] (0:12.70)	1:05.57 [1] (0:13.11)	0:52.46 [1] (0:13.02)	0:39.44 [1] (0:12.74)	0:26.70 [2] (0:12.88)	0:13.82 [5] (0:13.82)
Average Speed [km/h]	45.1	64.8	61.8	57.3	58.7	56.5	55.1	55.5	56.8	55.9	52.0
Top Speed [km/h]	63.2	65.4	64.8	57.9	59.3	58.1	56.0	56.3	57.6	57.0	55.1
Avg. Dist. to Rail [m]	8.0	3.3	1.9	2.9	2.3	0.6	0.8	1.3	1.3	0.6	0.5
Avg. Stride Freq. [Hz]	2.3	2.4	2.3	2.2	2.2	2.2	2.1	2.1	2.2	2.2	2.1
Avg. Stride Length [m]	5.5	7.6	7.4	7.2	7.3	7.2	7.1	7.2	7.1	6.9	6.8



- [] Ranking at each section and finish
- .-.- No data available at this section
- NA No data available



Horse/Jockey Name	Exfoliate
Final Rank	7
Fastest Section Time (Section)	0:11.17 (2000m)
Top Speed [km/h] (Section)	65.9 (2000m)
Race State	Finished



Ipswich QLD Professional

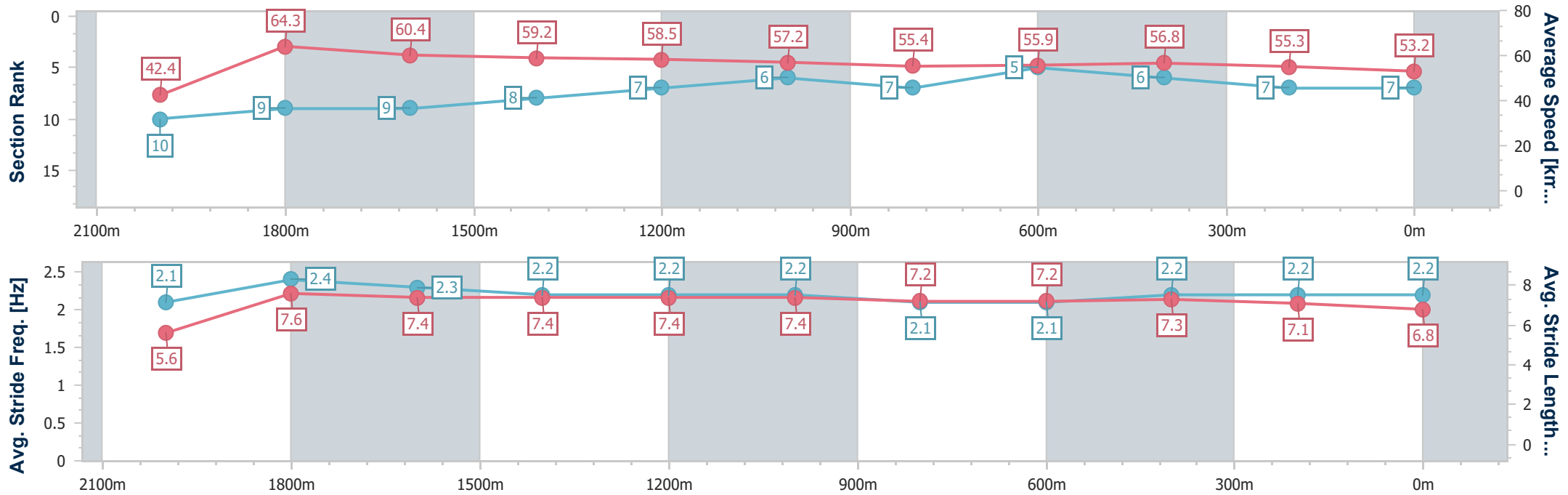
Race 2: SCHWEPPE'S Maiden Plate - 2150m

04 January 2025 - 12:34



Track Rating: Soft 5, Weather: Fine, Rail Position: True

Section	Overall	2000m	1800m	1600m	1400m	1200m	1000m	800m	600m	400m	200m
Section Times	2:17.78 [7] (0:12.78)	2:05.00 [10] (0:11.17)	1:53.83 [9] (0:11.69)	1:42.14 [9] (0:12.11)	1:30.03 [8] (0:12.15)	1:17.88 [7] (0:12.56)	1:05.32 [6] (0:12.98)	0:52.34 [7] (0:13.00)	0:39.34 [5] (0:12.75)	0:26.59 [6] (0:13.05)	0:13.54 [7] (0:13.54)
Average Speed [km/h]	42.4	64.3	60.4	59.2	58.5	57.2	55.4	55.9	56.8	55.3	53.2
Top Speed [km/h]	63.9	65.9	62.5	60.5	59.7	58.4	56.5	57.3	57.6	56.1	54.5
Avg. Dist. to Rail [m]	5.3	0.9	2.6	2.9	2.6	0.8	0.7	1.4	2.0	0.6	0.1
Avg. Stride Freq. [Hz]	2.1	2.4	2.3	2.2	2.2	2.2	2.1	2.1	2.2	2.2	2.2
Avg. Stride Length [m]	5.6	7.6	7.4	7.4	7.4	7.4	7.2	7.2	7.3	7.1	6.8



- [] Ranking at each section and finish
- .-.- No data available at this section
- NA No data available



Horse/Jockey Name	Pride Of Passion
Final Rank	8
Fastest Section Time (Section)	0:11.23 (2000m)
Top Speed [km/h] (Section)	64.8 (2000m)
Race State	Finished



Ipswich QLD Professional

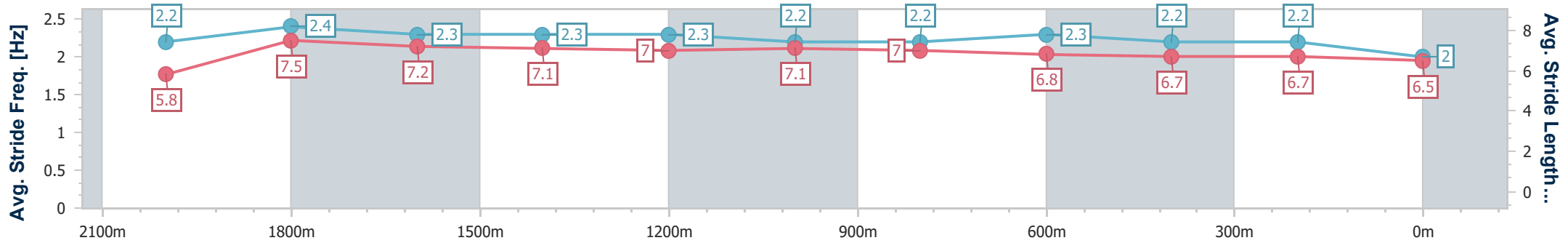
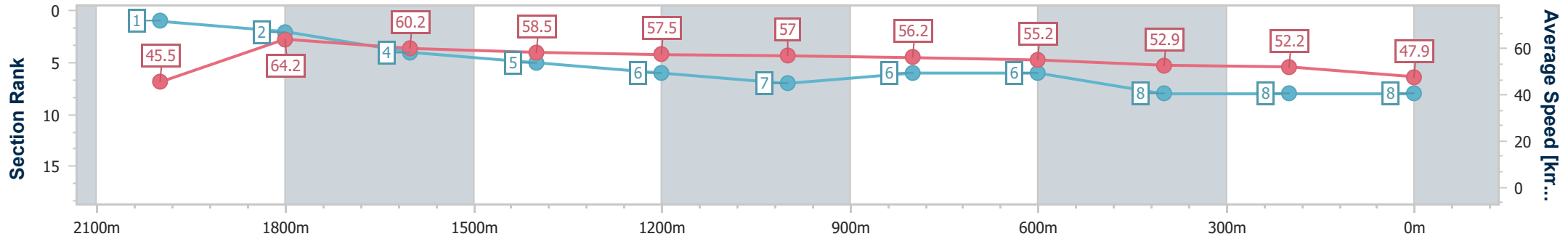
Race 2: SCHWEPPE'S Maiden Plate - 2150m

04 January 2025 - 12:34



Track Rating: Soft 5, Weather: Fine, Rail Position: True

Section	Overall	2000m	1800m	1600m	1400m	1200m	1000m	800m	600m	400m	200m
Section Times	2:21.25 [8] (0:11.90)	2:09.35 [1] (0:11.23)	1:58.12 [2] (0:11.80)	1:46.32 [4] (0:12.28)	1:34.04 [5] (0:12.51)	1:21.53 [6] (0:12.75)	1:08.78 [7] (0:12.91)	0:55.87 [6] (0:13.16)	0:42.71 [6] (0:13.75)	0:28.96 [8] (0:13.96)	0:15.00 [8]
Average Speed [km/h]	45.5	64.2	60.2	58.5	57.5	57.0	56.2	55.2	52.9	52.2	47.9
Top Speed [km/h]	64.1	64.8	63.3	59.6	57.9	57.7	56.6	56.0	55.6	52.6	51.8
Avg. Dist. to Rail [m]	3.2	0.9	1.6	0.8	0.3	1.9	2.7	3.0	2.5	2.5	2.2
Avg. Stride Freq. [Hz]	2.2	2.4	2.3	2.3	2.3	2.2	2.2	2.3	2.2	2.2	2.0
Avg. Stride Length [m]	5.8	7.5	7.2	7.1	7.0	7.1	7.0	6.8	6.7	6.7	6.5



- [] Ranking at each section and finish
- .-.- No data available at this section
- NA No data available



Horse/Jockey Name	Take Me Out
Final Rank	9
Fastest Section Time (Section)	0:11.21 (2000m)
Top Speed [km/h] (Section)	65.4 (2000m)
Race State	Finished



Ipswich QLD Professional

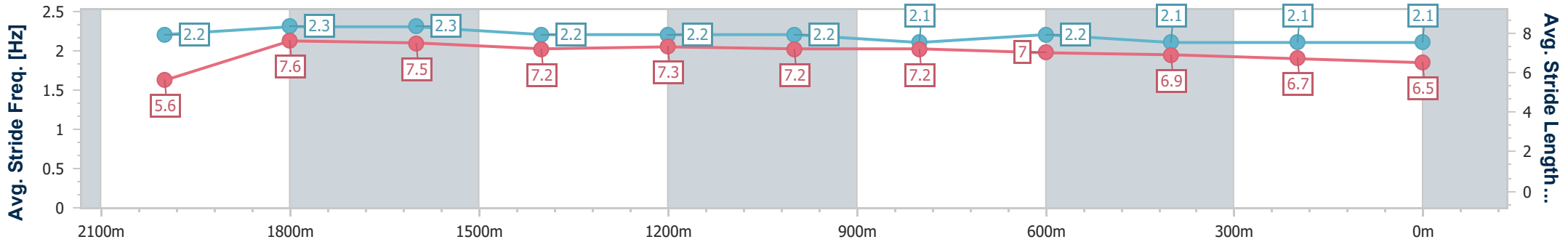
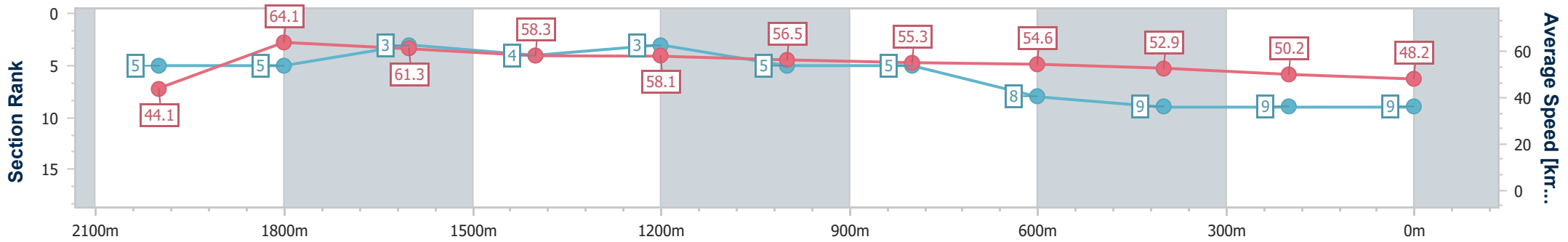
Race 2: SCHWEPPE'S Maiden Plate - 2150m

04 January 2025 - 12:34



Track Rating: Soft 5, Weather: Fine, Rail Position: True

Section	Overall	2000m	1800m	1600m	1400m	1200m	1000m	800m	600m	400m	200m
Section Times	2:21.65 [9] (0:12.28)	2:09.37 [5] (0:11.21)	1:58.16 [5] (0:11.43)	1:46.73 [3] (0:12.24)	1:34.49 [4] (0:12.33)	1:22.16 [3] (0:12.80)	1:09.36 [5] (0:13.08)	0:56.28 [5] (0:13.31)	0:42.97 [8] (0:13.65)	0:29.32 [9] (0:14.37)	0:14.95 [9] (0:14.95)
Average Speed [km/h]	44.1	64.1	61.3	58.3	58.1	56.5	55.3	54.6	52.9	50.2	48.2
Top Speed [km/h]	63.9	65.4	63.3	59.9	58.7	58.1	56.2	55.2	54.8	51.8	48.9
Avg. Dist. to Rail [m]	4.2	1.9	3.8	3.0	1.6	1.3	1.8	2.6	1.4	0.3	0.5
Avg. Stride Freq. [Hz]	2.2	2.3	2.3	2.2	2.2	2.2	2.1	2.2	2.1	2.1	2.1
Avg. Stride Length [m]	5.6	7.6	7.5	7.2	7.3	7.2	7.2	7.0	6.9	6.7	6.5



- [] Ranking at each section and finish
- .-.- No data available at this section
- NA No data available



Horse/Jockey Name	Witness Dis
Final Rank	10
Fastest Section Time (Section)	0:11.21 (2000m)
Top Speed [km/h] (Section)	64.7 (2000m)
Race State	Finished



Ipswich QLD Professional

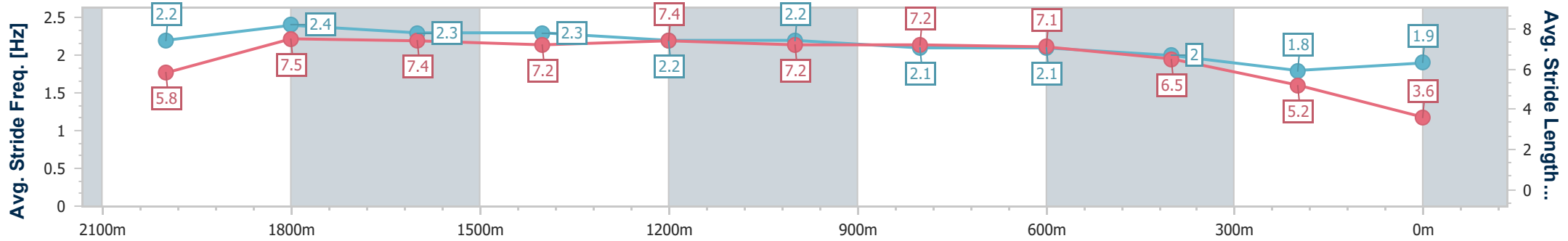
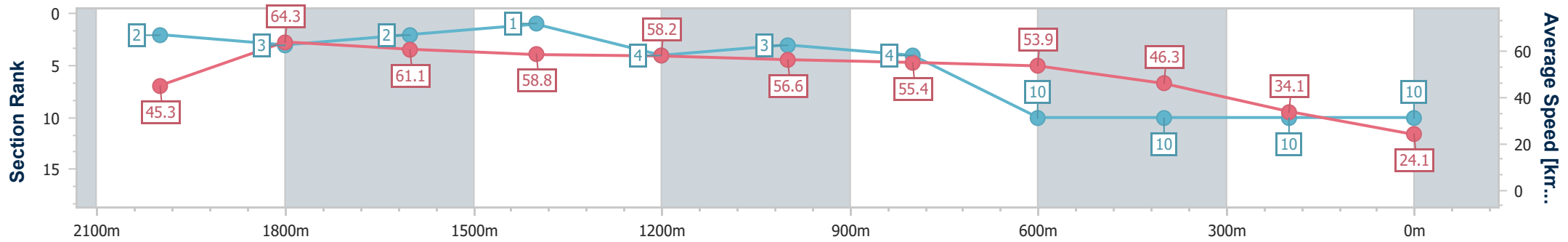
Race 2: SCHWEPPE'S Maiden Plate - 2150m

04 January 2025 - 12:34



Track Rating: Soft 5, Weather: Fine, Rail Position: True

Section	Overall	2000m	1800m	1600m	1400m	1200m	1000m	800m	600m	400m	200m
Section Times	2:45.52 [10] (0:11.94)	2:33.58 [2] (0:11.21)	2:22.37 [3] (0:11.67)	2:10.70 [2] (0:12.22)	1:58.48 [1] (0:12.46)	1:46.02 [4] (0:12.75)	1:33.27 [3] (0:13.09)	1:20.18 [4] (0:13.52)	1:06.66 [10] (0:15.66)	0:51.00 [10] (0:21.19)	0:29.81 [10] (0:29.81)
Average Speed [km/h]	45.3	64.3	61.1	58.8	58.2	56.6	55.4	53.9	46.3	34.1	24.1
Top Speed [km/h]	63.0	64.7	63.3	60.0	58.6	56.7	56.0	54.2	51.7	39.5	32.2
Avg. Dist. to Rail [m]	6.5	0.9	0.9	0.3	0.8	1.4	2.3	2.2	1.9	1.3	2.9
Avg. Stride Freq. [Hz]	2.2	2.4	2.3	2.3	2.2	2.2	2.1	2.1	2.0	1.8	1.9
Avg. Stride Length [m]	5.8	7.5	7.4	7.2	7.4	7.2	7.2	7.1	6.5	5.2	3.6



- [] Ranking at each section and finish
- .-.- No data available at this section
- NA No data available



Ipswich QLD Professional
Race 3: BARRIER REEF POOLS BENCHMARK 78 Handicap - 1350m
04 January 2025 - 13:15



Track Rating: Soft 5, Weather: Fine, Rail Position: True

Section		Overall	1200m	1000m	800m	600m	400m	Last 600m				
Field Times		1:21.96 (0:11.65)	1:10.31 (0:12.51)	0:57.80 (0:12.07)	0:45.73 (0:11.62)	0:34.11 (0:11.44)	0:22.67 (0:11.25)	0:34.11				
Rank	TAB Horse/Jockey	Barrier	Top Speed [km/h]	Fastest Section					Distance Travelled [m]			
1	2 ROLL UP Justin Huxtable	1	66.1 400m	0:11.19 400m	1:21.96 [1] (0:11.72)	1:10.24 [2] (0:12.65)	0:57.59 [4] (0:12.05)	0:45.54 [4] (0:11.60)	0:33.94 [4] (0:11.40)	0:22.54 [3] (0:11.19)	0:33.94	
2	3 DENIED Emily Lang	5	65.8 400m	0:11.25 400m	1:22.00 [2] (0:11.65)	1:10.35 [1] (0:12.51)	0:57.84 [1] (0:12.07)	0:45.77 [1] (0:11.62)	0:34.15 [2] (0:11.44)	0:22.71 [1] (0:11.25)	0:34.15	+0
3	6 MAGNUS BELLAGIO Madeleine Wishart	2	65.2 400m	0:11.27 400m	1:22.14 [3] (0:11.82)	1:10.32 [3] (0:12.49)	0:57.83 [2] (0:12.00)	0:45.83 [3] (0:11.67)	0:34.16 [3] (0:11.44)	0:22.72 [4] (0:11.27)	0:34.16	+5
4	5 FIRE KING Colleen Krahn	4	63.5 800m	0:11.56 600m	1:22.86 [4] (0:11.98)	1:10.88 [4] (0:12.35)	0:58.53 [3] (0:11.91)	0:46.62 [2] (0:11.61)	0:35.01 [1] (0:11.56)	0:23.45 [2] (0:11.61)	0:35.01	+4

Scratched: Azzareach (#1), One 'N' Only (#7), Legend Of Zorro (#8), Micro (#4)

[] Ranking at each section and finish
 -:-:-:- No data available at this section
 NA No data available

SCN Saddle cloth number
 DNF Did not finish
 DNT Did not track



Ipswich QLD Professional
Race 3: BARRIER REEF POOLS BENCHMARK 78 Handicap - 1350m
 04 January 2025 - 13:15



Track Rating: Soft 5, Weather: Fine, Rail Position: True

Section				200m				Last 600m	
Field Times				0:11.42 (0:11.42)				0:34.11	
Rank	TAB	Horse/Jockey	Barrier	Top Speed [km/h]	Fastest Section	Margin			Distance Travelled [m]
1	2	ROLL UP Justin Huxtable	1	66.1 400m	0:11.19 400m	0:11.35 [2] (0:11.35)	1:21.96		0:33.94
2	3	DENIED Emily Lang	5	65.8 400m	0:11.25 400m	0:11.46 [1] (0:11.46)	0.21L		0:34.15 +0
3	6	MAGNUS BELLAGIO Madeleine Wishart	2	65.2 400m	0:11.27 400m	0:11.45 [3] (0:11.45)	1.05L		0:34.16 +5
4	5	FIRE KING Colleen Krahen	4	63.5 800m	0:11.56 600m	0:11.84 [4] (0:11.84)	5.25L		0:35.01 +4

Scratched: Azzareach (#1), One 'N' Only (#7), Legend Of Zorro (#8), Micro (#4)

[] Ranking at each section and finish
 -:-:- No data available at this section
 NA No data available

SCN Saddle cloth number
 DNF Did not finish
 DNT Did not track



Horse/Jockey Name	Roll Up
Final Rank	1
Fastest Section Time (Section)	0:11.19 (400m)
Top Speed [km/h] (Section)	66.1 (400m)
Race State	Finished



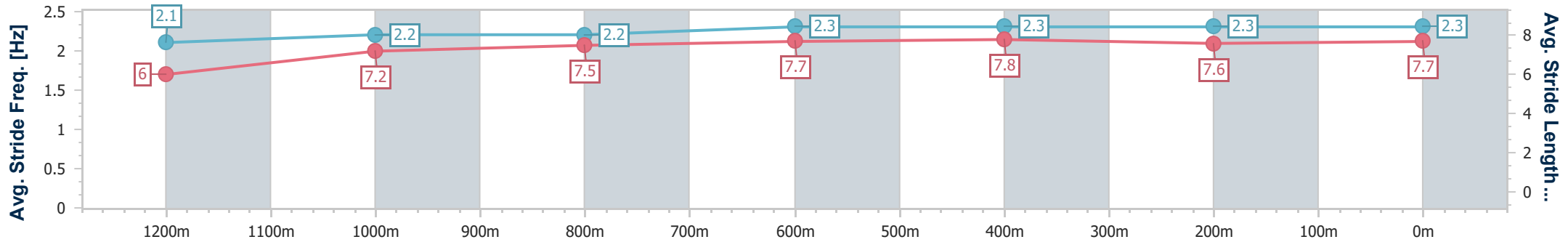
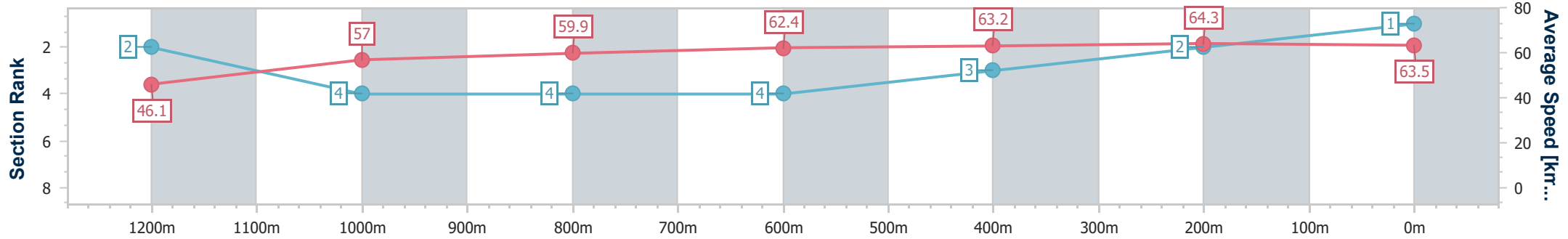
Ipswich QLD Professional
Race 3: BARRIER REEF POOLS BENCHMARK 78 Handicap - 1350m



04 January 2025 - 13:15

Track Rating: Soft 5, Weather: Fine, Rail Position: True

Section	Overall	1200m	1000m	800m	600m	400m	200m
Section Times	1:21.96 [1] (0:11.72)	1:10.24 [2] (0:12.65)	0:57.59 [4] (0:12.05)	0:45.54 [4] (0:11.60)	0:33.94 [4] (0:11.40)	0:22.54 [3] (0:11.19)	0:11.35 [2] (0:11.35)
Average Speed [km/h]	46.1	57.0	59.9	62.4	63.2	64.3	63.5
Top Speed [km/h]	56.6	58.5	61.2	63.6	64.4	66.1	66.1
Avg. Dist. to Rail [m]	0.6	0.9	1.1	1.4	0.6	0.5	1.3
Avg. Stride Freq. [Hz]	2.1	2.2	2.2	2.3	2.3	2.3	2.3
Avg. Stride Length [m]	6.0	7.2	7.5	7.7	7.8	7.6	7.7



- [] Ranking at each section and finish
- .-.- No data available at this section
- NA No data available



Horse/Jockey Name	Denied
Final Rank	2
Fastest Section Time (Section)	0:11.25 (400m)
Top Speed [km/h] (Section)	65.8 (400m)
Race State	Finished



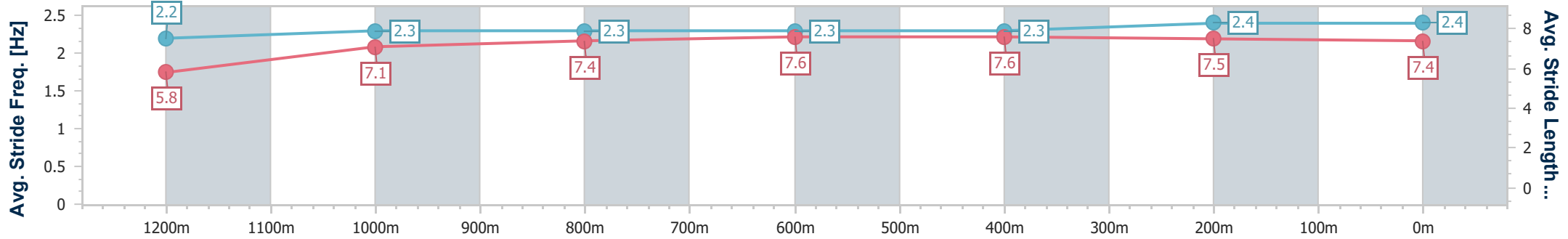
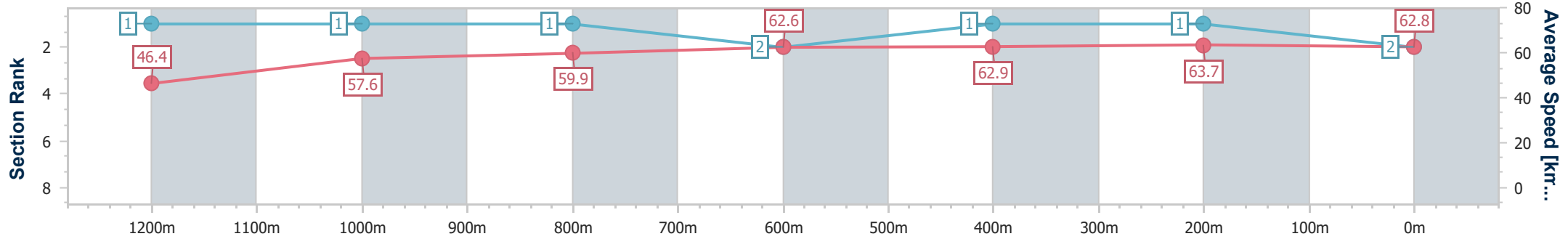
Ipswich QLD Professional
Race 3: BARRIER REEF POOLS BENCHMARK 78 Handicap - 1350m



04 January 2025 - 13:15

Track Rating: Soft 5, Weather: Fine, Rail Position: True

Section	Overall	1200m	1000m	800m	600m	400m	200m
Section Times	1:22.00 [2] (0:11.65)	1:10.35 [1] (0:12.51)	0:57.84 [1] (0:12.07)	0:45.77 [1] (0:11.62)	0:34.15 [2] (0:11.44)	0:22.71 [1] (0:11.25)	0:11.46 [1] (0:11.46)
Average Speed [km/h]	46.4	57.6	59.9	62.6	62.9	63.7	62.8
Top Speed [km/h]	56.9	58.7	61.6	63.0	63.6	65.8	65.7
Avg. Dist. to Rail [m]	3.5	1.8	1.5	1.7	0.7	1.3	0.9
Avg. Stride Freq. [Hz]	2.2	2.3	2.3	2.3	2.3	2.4	2.4
Avg. Stride Length [m]	5.8	7.1	7.4	7.6	7.6	7.5	7.4



- [] Ranking at each section and finish
- .-.- No data available at this section
- NA No data available



Horse/Jockey Name	Magnus Bellagio
Final Rank	3
Fastest Section Time (Section)	0:11.27 (400m)
Top Speed [km/h] (Section)	65.2 (400m)
Race State	Finished



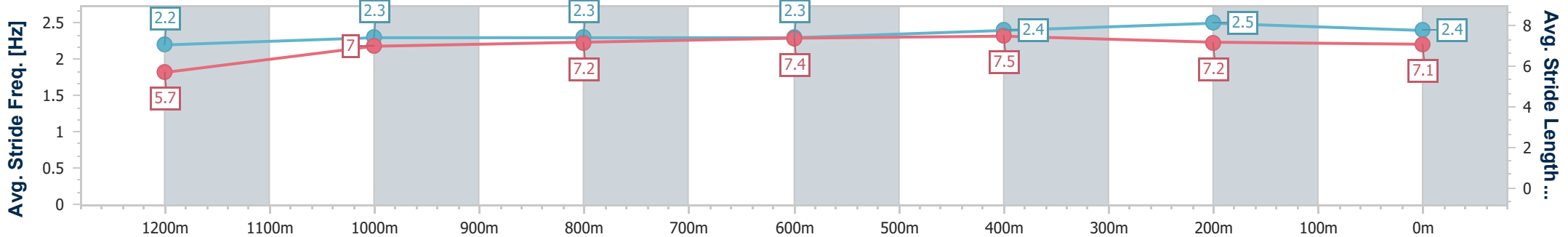
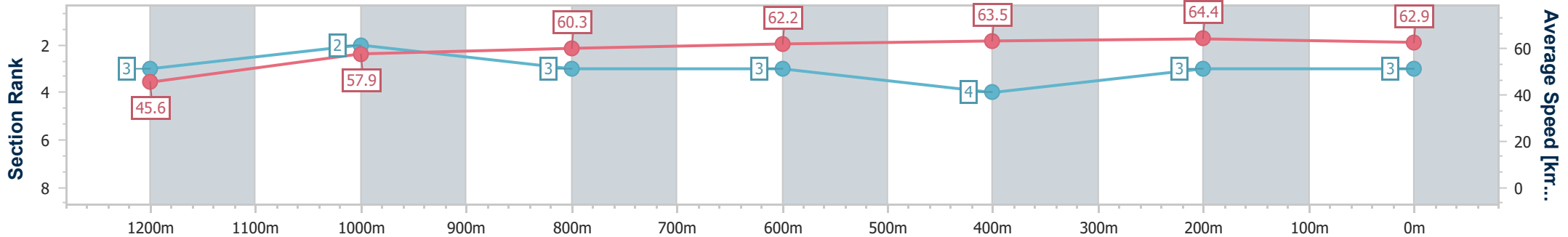
Ipswich QLD Professional
Race 3: BARRIER REEF POOLS BENCHMARK 78 Handicap - 1350m



04 January 2025 - 13:15

Track Rating: Soft 5, Weather: Fine, Rail Position: True

Section	Overall	1200m	1000m	800m	600m	400m	200m
Section Times	1:22.14 [3] (0:11.82)	1:10.32 [3] (0:12.49)	0:57.83 [2] (0:12.00)	0:45.83 [3] (0:11.67)	0:34.16 [3] (0:11.44)	0:22.72 [4] (0:11.27)	0:11.45 [3] (0:11.45)
Average Speed [km/h]	45.6	57.9	60.3	62.2	63.5	64.4	62.9
Top Speed [km/h]	57.4	58.7	62.0	63.1	64.3	65.2	64.8
Avg. Dist. to Rail [m]	2.7	2.8	2.1	2.4	2.2	2.5	4.2
Avg. Stride Freq. [Hz]	2.2	2.3	2.3	2.3	2.4	2.5	2.4
Avg. Stride Length [m]	5.7	7.0	7.2	7.4	7.5	7.2	7.1



- [] Ranking at each section and finish
- .-.- No data available at this section
- NA No data available



Horse/Jockey Name	Fire King
Final Rank	4
Fastest Section Time (Section)	0:11.56 (600m)
Top Speed [km/h] (Section)	63.5 (800m)
Race State	Finished



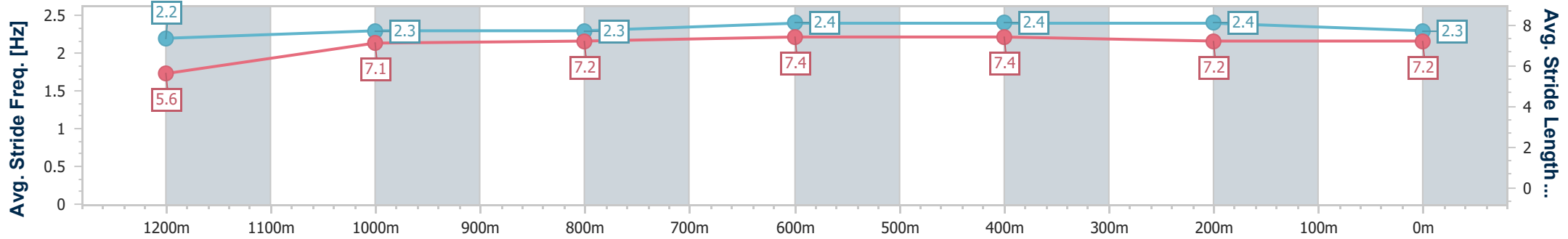
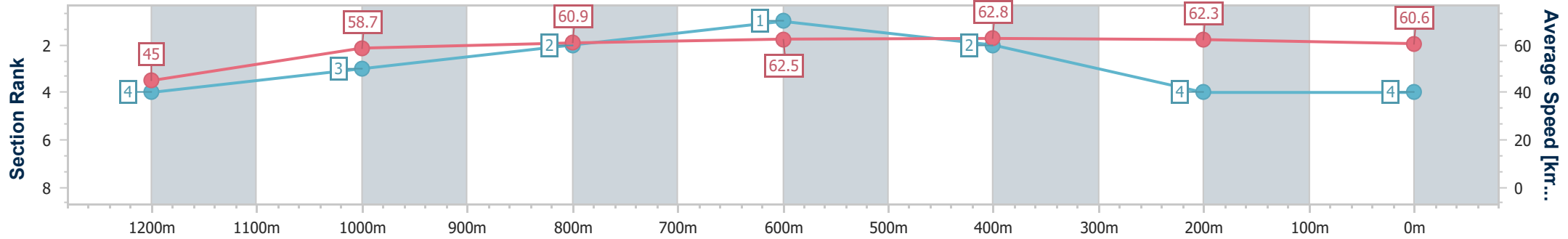
Ipswich QLD Professional
Race 3: BARRIER REEF POOLS BENCHMARK 78 Handicap - 1350m



04 January 2025 - 13:15

Track Rating: Soft 5, Weather: Fine, Rail Position: True

Section	Overall	1200m	1000m	800m	600m	400m	200m
Section Times	1:22.86 [4] (0:11.98)	1:10.88 [4] (0:12.35)	0:58.53 [3] (0:11.91)	0:46.62 [2] (0:11.61)	0:35.01 [1] (0:11.56)	0:23.45 [2] (0:11.61)	0:11.84 [4] (0:11.84)
Average Speed [km/h]	45.0	58.7	60.9	62.5	62.8	62.3	60.6
Top Speed [km/h]	59.0	59.2	62.7	63.5	63.4	63.2	62.3
Avg. Dist. to Rail [m]	3.8	4.3	3.5	3.0	2.2	0.4	1.6
Avg. Stride Freq. [Hz]	2.2	2.3	2.3	2.4	2.4	2.4	2.3
Avg. Stride Length [m]	5.6	7.1	7.2	7.4	7.4	7.2	7.2



- [] Ranking at each section and finish
- .-.- No data available at this section
- NA No data available

Track Rating: Soft 5, Weather: Fine, Rail Position: True

Section		Field Times										Last 600m	
		Overall	1200m	1000m	800m	600m	400m						
		1:22.14 (0:11.30)	1:10.84 (0:11.01)	0:59.83 (0:11.86)	0:47.97 (0:12.10)	0:35.87 (0:11.80)	0:24.07 (0:12.13)						0:35.87
Rank	TAB	Horse/Jockey	Barrier	Top Speed [km/h]	Fastest Section							Distance Travelled [m]	
1	2	NITROGEN Justin Huxtable	3	65.9 1200m	0:11.16 1200m	1:22.14 [1] (0:11.82)	1:10.32 [9] (0:11.16)	0:59.16 [7] (0:11.88)	0:47.28 [7] (0:12.24)	0:35.04 [7] (0:11.73)	0:23.31 [7] (0:11.71)	0:35.04	
2	14	POSSIBILITIES Michael Cahill	12	64.8 1200m	0:11.32 1200m	1:22.20 [2] (0:11.95)	1:10.25 [11] (0:11.32)	0:58.93 [10] (0:11.76)	0:47.17 [9] (0:12.12)	0:35.05 [8] (0:11.64)	0:23.41 [6] (0:11.57)	0:35.05	+5
3	9	PAPERINO Brandon Lerena	4	65.6 1200m	0:11.24 1200m	1:22.25 [3] (0:12.02)	1:10.23 [12] (0:11.24)	0:58.99 [9] (0:11.89)	0:47.10 [10] (0:12.25)	0:34.85 [11] (0:11.71)	0:23.14 [10] (0:11.60)	0:34.85	-1
4	11	LIPAROTA Adin Thompson	9	67.4 1200m	0:11.01 1200m	1:22.32 [4] (0:11.30)	1:11.02 [1] (0:11.01)	1:00.01 [1] (0:11.97)	0:48.04 [3] (0:12.21)	0:35.83 [4] (0:11.79)	0:24.04 [4] (0:11.95)	0:35.83	+0
5	4	MURMURS Boris Thornton	13	64.7 1000m	0:11.50 400m	1:22.36 [5] (0:11.92)	1:10.44 [10] (0:11.72)	0:58.72 [12] (0:11.85)	0:46.87 [12] (0:12.20)	0:34.67 [12] (0:11.57)	0:23.10 [12] (0:11.50)	0:34.67	+0
6	17	CASSETTE Micheal Hellyer	7	67.5 1200m	0:11.06 1200m	1:22.59 [6] (0:11.42)	1:11.17 [4] (0:11.06)	1:00.11 [2] (0:11.69)	0:48.42 [2] (0:12.10)	0:36.32 [1] (0:11.80)	0:24.52 [1] (0:12.13)	0:36.32	-3
7	20	DARE I SAY Dale Smith	6	67.0 1200m	0:11.12 1200m	1:22.76 [7] (0:11.37)	1:11.39 [2] (0:11.12)	1:00.27 [3] (0:11.80)	0:48.47 [4] (0:12.15)	0:36.32 [3] (0:11.82)	0:24.50 [3] (0:12.11)	0:36.32	+1
8	6	DIVAS REIGN Jai Williams	1	66.2 1200m	0:11.20 1200m	1:22.78 [8] (0:11.44)	1:11.34 [5] (0:11.20)	1:00.14 [5] (0:11.92)	0:48.22 [5] (0:12.29)	0:35.93 [5] (0:11.77)	0:24.16 [5] (0:11.80)	0:35.93	-3
9	3	KENSINGTON'S JEWEL Samantha Collett	10	65.4 1200m	0:11.18 1200m	1:22.87 [9] (0:11.41)	1:11.46 [3] (0:11.18)	1:00.28 [4] (0:11.58)	0:48.70 [1] (0:12.20)	0:36.50 [2] (0:11.86)	0:24.64 [2] (0:12.08)	0:36.50	+1
10	1	STILL UNWANTED Les Tilley	11	64.8 1200m	0:11.33 1200m	1:23.21 [10] (0:11.74)	1:11.47 [7] (0:11.33)	1:00.14 [8] (0:11.87)	0:48.27 [8] (0:12.27)	0:36.00 [9] (0:11.82)	0:24.18 [9] (0:12.00)	0:36.00	+4

Scratched: Cool Panels (#15), Hello Lovely (#8), Strike The Heart (#5), Reveillon (#10), Top Level (#12), Sand 'N' Power (#16), Private Showtime (#18), Begorra (#19), Gartan (#21)

Track Rating: Soft 5, Weather: Fine, Rail Position: True

Section		Overall	1200m	1000m	800m	600m	400m	Last 600m				
Field Times		1:22.14 (0:11.30)	1:10.84 (0:11.01)	0:59.83 (0:11.86)	0:47.97 (0:12.10)	0:35.87 (0:11.80)	0:24.07 (0:12.13)	0:35.87				
Rank	TAB Horse/Jockey	Barrier	Top Speed [km/h]	Fastest Section	Distance Travelled [m]							
11	22 LADY LETHAN Colleen Krahn	5	65.0 1200m	0:11.30 1200m	1:23.32 [11] (0:12.02)	1:11.30 [13] (0:11.30)	1:00.00 [11] (0:11.93)	0:48.07 [11] (0:12.07)	0:36.00 [10] (0:11.84)	0:24.16 [11] (0:12.10)	0:36.00	+3
12	13 FORCEFILLY Elione Chaves	14	64.1 1000m	0:11.76 400m	1:23.55 [12] (0:11.82)	1:11.73 [8] (0:11.84)	0:59.89 [13] (0:11.92)	0:47.97 [13] (0:12.16)	0:35.81 [13] (0:11.95)	0:23.86 [13] (0:11.76)	0:35.81	+1
13	7 DON'T STOP ME NOW Luke Dempsey	2	65.2 1200m	0:11.29 1200m	1:25.55 [13] (0:11.51)	1:14.04 [6] (0:11.29)	1:02.75 [6] (0:11.94)	0:50.81 [6] (0:12.22)	0:38.59 [6] (0:11.97)	0:26.62 [8] (0:12.85)	0:38.59	+1

Scratched: Cool Panels (#15), Hello Lovely (#8), Strike The Heart (#5), Reveillon (#10), Top Level (#12), Sand 'N' Power (#16), Private Showtime (#18), Begorra (#19), Gartan (#21)



Ipswich QLD Professional
Race 4: IMPERIAL RACING Maiden Handicap - 1350m
 04 January 2025 - 13:48



Track Rating: Soft 5, Weather: Fine, Rail Position: True

Section				200m				Last 600m	
Field Times				0:11.94 (0:11.94)				0:35.87	
Rank	TAB	Horse/Jockey	Barrier	Top Speed [km/h]	Fastest Section	Margin			Distance Travelled [m]
1	2	NITROGEN Justin Huxtable	3	65.9 1200m	0:11.16 1200m	0:11.60 [7] (0:11.60)	1:22.14		0:35.04
2	14	POSSIBILITIES Michael Cahill	12	64.8 1200m	0:11.32 1200m	0:11.84 [4] (0:11.84)	0.39L		0:35.05 +5
3	9	PAPERINO Brandon Lerena	4	65.6 1200m	0:11.24 1200m	0:11.54 [8] (0:11.54)	0.64L		0:34.85 -1
4	11	LIPAROTA Adin Thompson	9	67.4 1200m	0:11.01 1200m	0:12.09 [2] (0:12.09)	1.07L		0:35.83 +0
5	4	MURMURS Boris Thornton	13	64.7 1000m	0:11.50 400m	0:11.60 [9] (0:11.60)	1.32L		0:34.67 +0
6	17	CASSETTE Micheal Hellyer	7	67.5 1200m	0:11.06 1200m	0:12.39 [1] (0:12.39)	2.66L		0:36.32 -3
7	20	DARE I SAY Dale Smith	6	67.0 1200m	0:11.12 1200m	0:12.39 [5] (0:12.39)	3.64L		0:36.32 +1
8	6	DIVAS REIGN Jai Williams	1	66.2 1200m	0:11.20 1200m	0:12.36 [6] (0:12.36)	3.76L		0:35.93 -3
9	3	KENSINGTON'S JEWEL Samantha Collett	10	65.4 1200m	0:11.18 1200m	0:12.56 [3] (0:12.56)	4.32L		0:36.50 +1
10	1	STILL UNWANTED Les Tilley	11	64.8 1200m	0:11.33 1200m	0:12.18 [10] (0:12.18)	6.33L		0:36.00 +4

Scratched: Cool Panels (#15), Hello Lovely (#8), Strike The Heart (#5), Reveillon (#10), Top Level (#12), Sand 'N' Power (#16), Private Showtime (#18), Begorra (#19), Gartan (#21)

[] Ranking at each section and finish
 -:-:- No data available at this section
 NA No data available

SCN Saddle cloth number
 DNF Did not finish
 DNT Did not track



Ipswich QLD Professional

Race 4: IMPERIAL RACING Maiden Handicap - 1350m

04 January 2025 - 13:48



Track Rating: Soft 5, Weather: Fine, Rail Position: True

Section				200m				Last 600m	
Field Times				0:11.94 (0:11.94)				0:35.87	
Rank	TAB	Horse/Jockey	Barrier	Top Speed [km/h]	Fastest Section	Margin			Distance Travelled [m]
11	22	LADY LETHAN Colleen Krahnen	5	65.0 1200m	0:11.30 1200m	0:12.06 [11] (0:12.06)	6.95L		0:36.00 +3
12	13	FORCEFILLY Elione Chaves	14	64.1 1000m	0:11.76 400m	0:12.10 [12] (0:12.10)	8.3L		0:35.81 +1
13	7	DON'T STOP ME NOW Luke Dempsey	2	65.2 1200m	0:11.29 1200m	0:13.77 [13] (0:13.77)	20.08L		0:38.59 +1

Scratched: Cool Panels (#15), Hello Lovely (#8), Strike The Heart (#5), Reveillon (#10), Top Level (#12), Sand 'N' Power (#16), Private Showtime (#18), Begorra (#19), Gartan (#21)

[] Ranking at each section and finish
 -:-:-:- No data available at this section
 NA No data available

SCN Saddle cloth number
 DNF Did not finish
 DNT Did not track



Horse/Jockey Name	Nitrogen
Final Rank	1
Fastest Section Time (Section)	0:11.16 (1200m)
Top Speed [km/h] (Section)	65.9 (1200m)
Race State	Finished



Ipswich QLD Professional

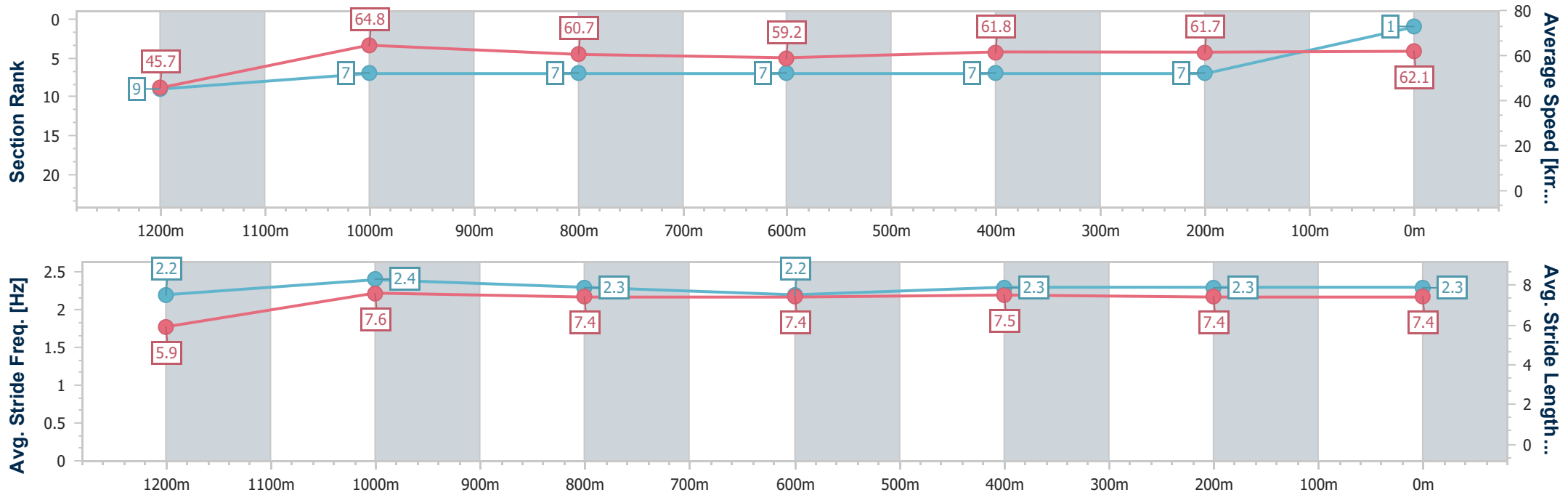
Race 4: IMPERIAL RACING Maiden Handicap - 1350m

04 January 2025 - 13:48

Track Rating: Soft 5, Weather: Fine, Rail Position: True



Section	Overall	1200m	1000m	800m	600m	400m	200m
Section Times	1:22.14 [1] (0:11.82)	1:10.32 [9] (0:11.16)	0:59.16 [7] (0:11.88)	0:47.28 [7] (0:12.24)	0:35.04 [7] (0:11.73)	0:23.31 [7] (0:11.71)	0:11.60 [7] (0:11.60)
Average Speed [km/h]	45.7	64.8	60.7	59.2	61.8	61.7	62.1
Top Speed [km/h]	63.2	65.9	63.0	60.4	63.1	64.7	62.5
Avg. Dist. to Rail [m]	3.2	1.6	1.4	1.8	1.5	1.2	2.0
Avg. Stride Freq. [Hz]	2.2	2.4	2.3	2.2	2.3	2.3	2.3
Avg. Stride Length [m]	5.9	7.6	7.4	7.4	7.5	7.4	7.4



- [] Ranking at each section and finish
- .-.- No data available at this section
- NA No data available



Horse/Jockey Name	Possibilities
Final Rank	2
Fastest Section Time (Section)	0:11.32 (1200m)
Top Speed [km/h] (Section)	64.8 (1200m)
Race State	Finished



Ipswich QLD Professional

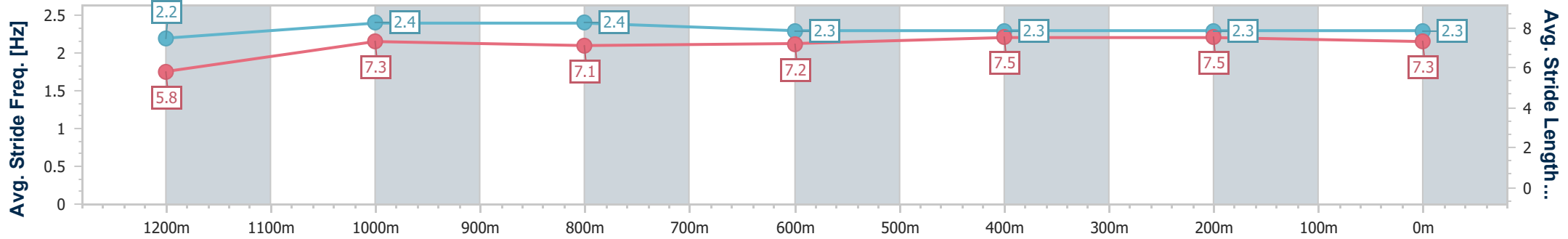
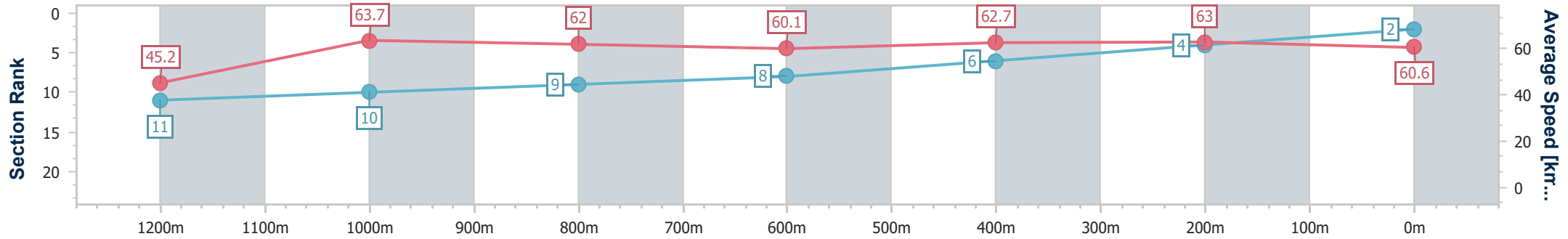
Race 4: IMPERIAL RACING Maiden Handicap - 1350m

04 January 2025 - 13:48

Track Rating: Soft 5, Weather: Fine, Rail Position: True



Section	Overall	1200m	1000m	800m	600m	400m	200m
Section Times	1:22.20 [2] (0:11.95)	1:10.25 [11] (0:11.32)	0:58.93 [10] (0:11.76)	0:47.17 [9] (0:12.12)	0:35.05 [8] (0:11.64)	0:23.41 [6] (0:11.57)	0:11.84 [4] (0:11.84)
Average Speed [km/h]	45.2	63.7	62.0	60.1	62.7	63.0	60.6
Top Speed [km/h]	63.4	64.8	64.7	61.2	63.9	63.9	62.0
Avg. Dist. to Rail [m]	11.1	3.4	3.6	3.6	3.4	3.3	3.7
Avg. Stride Freq. [Hz]	2.2	2.4	2.4	2.3	2.3	2.3	2.3
Avg. Stride Length [m]	5.8	7.3	7.1	7.2	7.5	7.5	7.3



- [] Ranking at each section and finish
- .-.- No data available at this section
- NA No data available



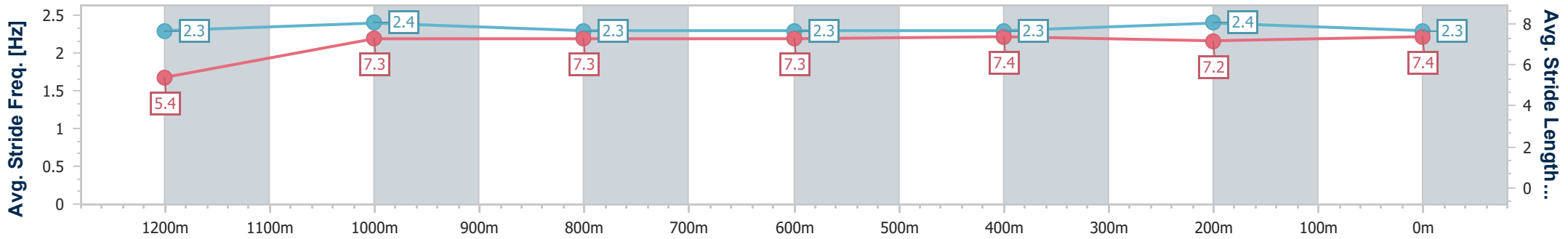
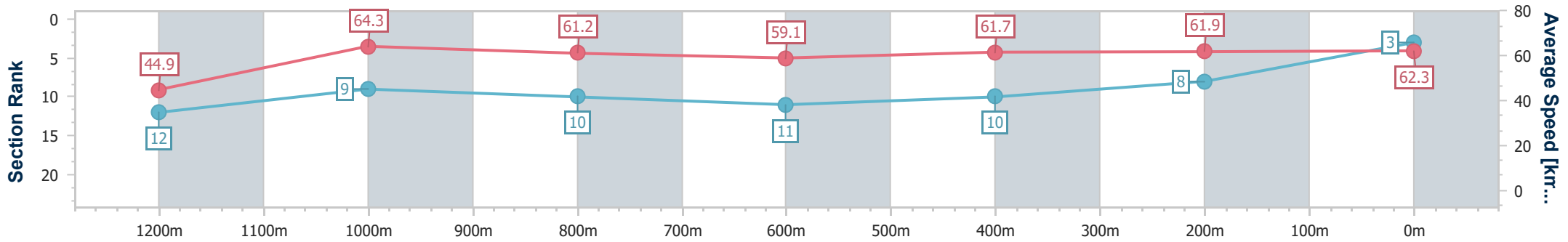
Horse/Jockey Name	Paperino
Final Rank	3
Fastest Section Time (Section)	0:11.24 (1200m)
Top Speed [km/h] (Section)	65.6 (1200m)
Race State	Finished



Ipswich QLD Professional
 Race 4: IMPERIAL RACING Maiden Handicap - 1350m
 04 January 2025 - 13:48
 Track Rating: Soft 5, Weather: Fine, Rail Position: True



Section	Overall	1200m	1000m	800m	600m	400m	200m
Section Times	1:22.25 [3] (0:12.02)	1:10.23 [12] (0:11.24)	0:58.99 [9] (0:11.89)	0:47.10 [10] (0:12.25)	0:34.85 [11] (0:11.71)	0:23.14 [10] (0:11.60)	0:11.54 [8] (0:11.54)
Average Speed [km/h]	44.9	64.3	61.2	59.1	61.7	61.9	62.3
Top Speed [km/h]	62.3	65.6	64.0	60.7	63.3	63.4	64.4
Avg. Dist. to Rail [m]	4.9	3.8	3.3	2.2	1.0	0.6	3.0
Avg. Stride Freq. [Hz]	2.3	2.4	2.3	2.3	2.3	2.4	2.3
Avg. Stride Length [m]	5.4	7.3	7.3	7.3	7.4	7.2	7.4



- [] Ranking at each section and finish
- .-.- No data available at this section
- NA No data available



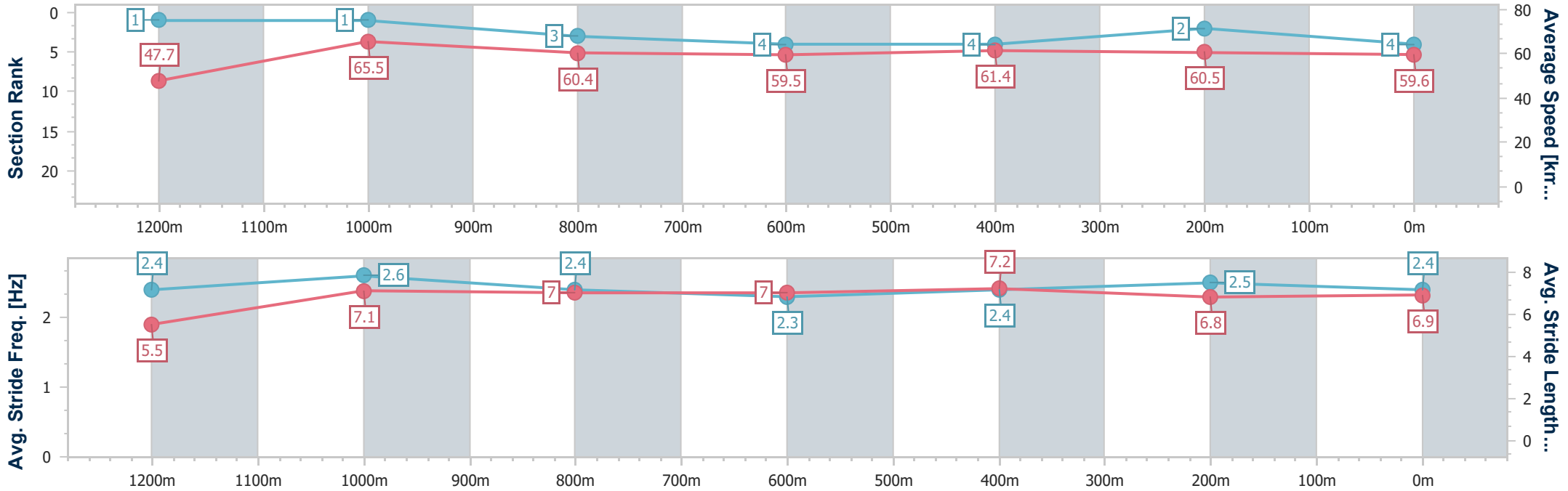
Horse/Jockey Name	Liparota
Final Rank	4
Fastest Section Time (Section)	0:11.01 (1200m)
Top Speed [km/h] (Section)	67.4 (1200m)
Race State	Finished



Ipswich QLD Professional
 Race 4: IMPERIAL RACING Maiden Handicap - 1350m
 04 January 2025 - 13:48
 Track Rating: Soft 5, Weather: Fine, Rail Position: True



Section	Overall	1200m	1000m	800m	600m	400m	200m
Section Times	1:22.32 [4] (0:11.30)	1:11.02 [1] (0:11.01)	1:00.01 [1] (0:11.97)	0:48.04 [3] (0:12.21)	0:35.83 [4] (0:11.79)	0:24.04 [4] (0:11.95)	0:12.09 [2] (0:12.09)
Average Speed [km/h]	47.7	65.5	60.4	59.5	61.4	60.5	59.6
Top Speed [km/h]	66.2	67.4	61.5	59.9	62.4	61.6	60.5
Avg. Dist. to Rail [m]	7.1	2.7	1.2	2.0	2.0	1.5	2.8
Avg. Stride Freq. [Hz]	2.4	2.6	2.4	2.3	2.4	2.5	2.4
Avg. Stride Length [m]	5.5	7.1	7.0	7.0	7.2	6.8	6.9



- [] Ranking at each section and finish
- .-.- No data available at this section
- NA No data available



Horse/Jockey Name	Murmurs
Final Rank	5
Fastest Section Time (Section)	0:11.50 (400m)
Top Speed [km/h] (Section)	64.7 (1000m)
Race State	Finished



Ipswich QLD Professional

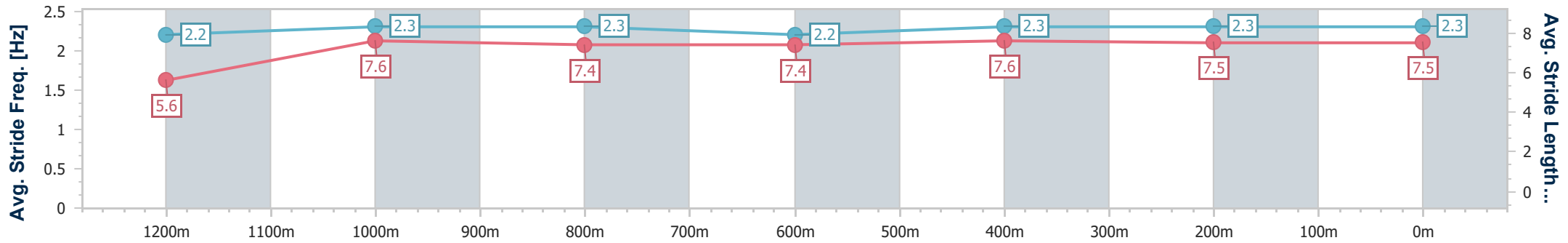
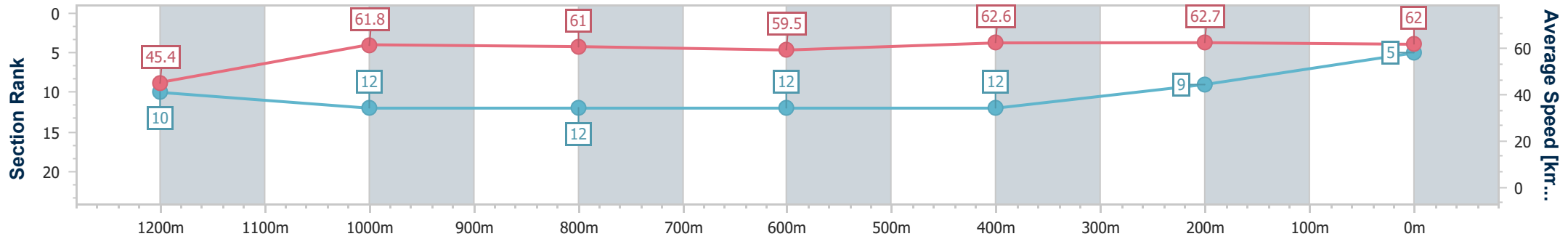
Race 4: IMPERIAL RACING Maiden Handicap - 1350m

04 January 2025 - 13:48



Track Rating: Soft 5, Weather: Fine, Rail Position: True

Section	Overall	1200m	1000m	800m	600m	400m	200m
Section Times	1:22.36 [5] (0:11.92)	1:10.44 [10] (0:11.72)	0:58.72 [12] (0:11.85)	0:46.87 [12] (0:12.20)	0:34.67 [12] (0:11.57)	0:23.10 [12] (0:11.50)	0:11.60 [9] (0:11.60)
Average Speed [km/h]	45.4	61.8	61.0	59.5	62.6	62.7	62.0
Top Speed [km/h]	61.6	64.7	64.7	61.0	63.4	63.7	63.2
Avg. Dist. to Rail [m]	12.8	4.8	2.0	1.9	1.3	1.6	5.8
Avg. Stride Freq. [Hz]	2.2	2.3	2.3	2.2	2.3	2.3	2.3
Avg. Stride Length [m]	5.6	7.6	7.4	7.4	7.6	7.5	7.5



- [] Ranking at each section and finish
- .-.- No data available at this section
- NA No data available



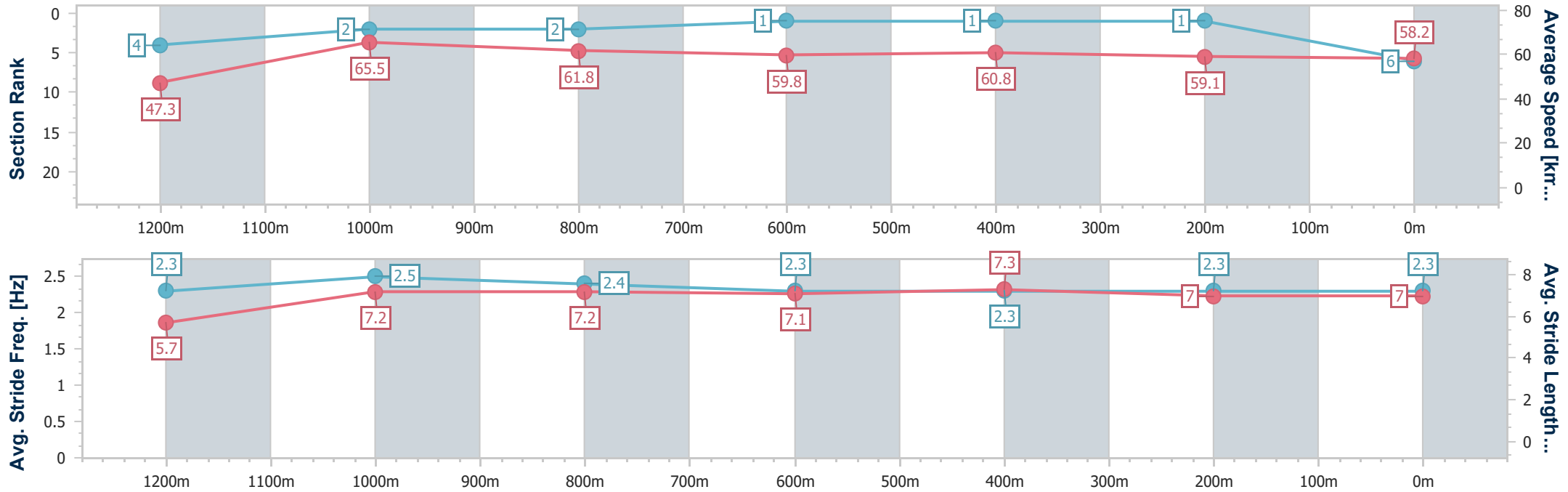
Horse/Jockey Name	Cassette
Final Rank	6
Fastest Section Time (Section)	0:11.06 (1200m)
Top Speed [km/h] (Section)	67.5 (1200m)
Race State	Finished



Ipswich QLD Professional
 Race 4: IMPERIAL RACING Maiden Handicap - 1350m
 04 January 2025 - 13:48
 Track Rating: Soft 5, Weather: Fine, Rail Position: True



Section	Overall	1200m	1000m	800m	600m	400m	200m
Section Times	1:22.59 [6] (0:11.42)	1:11.17 [4] (0:11.06)	1:00.11 [2] (0:11.69)	0:48.42 [2] (0:12.10)	0:36.32 [1] (0:11.80)	0:24.52 [1] (0:12.13)	0:12.39 [1] (0:12.39)
Average Speed [km/h]	47.3	65.5	61.8	59.8	60.8	59.1	58.2
Top Speed [km/h]	63.7	67.5	63.7	60.1	62.0	62.0	59.3
Avg. Dist. to Rail [m]	6.6	3.3	2.4	0.9	0.6	1.3	0.5
Avg. Stride Freq. [Hz]	2.3	2.5	2.4	2.3	2.3	2.3	2.3
Avg. Stride Length [m]	5.7	7.2	7.2	7.1	7.3	7.0	7.0



- [] Ranking at each section and finish
- .-.- No data available at this section
- NA No data available



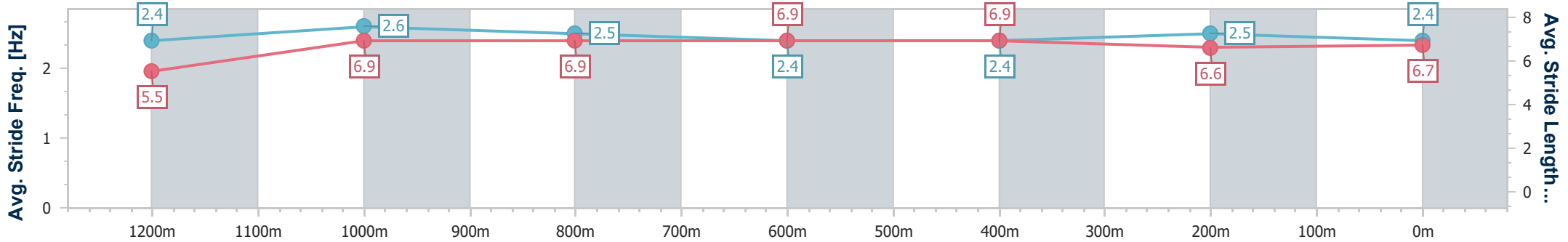
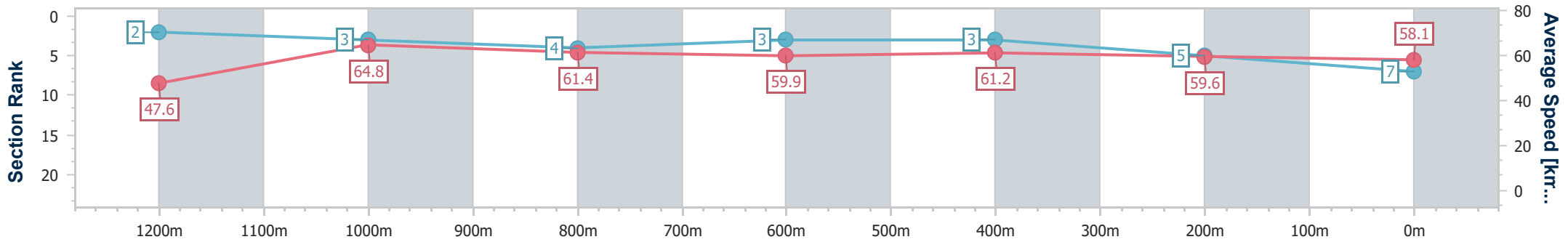
Horse/Jockey Name	Dare I Say
Final Rank	7
Fastest Section Time (Section)	0:11.12 (1200m)
Top Speed [km/h] (Section)	67.0 (1200m)
Race State	Finished



Ipswich QLD Professional
 Race 4: IMPERIAL RACING Maiden Handicap - 1350m
 04 January 2025 - 13:48
 Track Rating: Soft 5, Weather: Fine, Rail Position: True



Section	Overall	1200m	1000m	800m	600m	400m	200m
Section Times	1:22.76 [7] (0:11.37)	1:11.39 [2] (0:11.12)	1:00.27 [3] (0:11.80)	0:48.47 [4] (0:12.15)	0:36.32 [3] (0:11.82)	0:24.50 [3] (0:12.11)	0:12.39 [5] (0:12.39)
Average Speed [km/h]	47.6	64.8	61.4	59.9	61.2	59.6	58.1
Top Speed [km/h]	63.4	67.0	62.9	61.7	62.1	60.2	59.7
Avg. Dist. to Rail [m]	4.5	1.5	2.1	2.4	2.5	1.4	4.8
Avg. Stride Freq. [Hz]	2.4	2.6	2.5	2.4	2.4	2.5	2.4
Avg. Stride Length [m]	5.5	6.9	6.9	6.9	6.9	6.6	6.7



- [] Ranking at each section and finish
- .-.- No data available at this section
- NA No data available



Horse/Jockey Name	Divas Reign
Final Rank	8
Fastest Section Time (Section)	0:11.20 (1200m)
Top Speed [km/h] (Section)	66.2 (1200m)
Race State	Finished



Ipswich QLD Professional

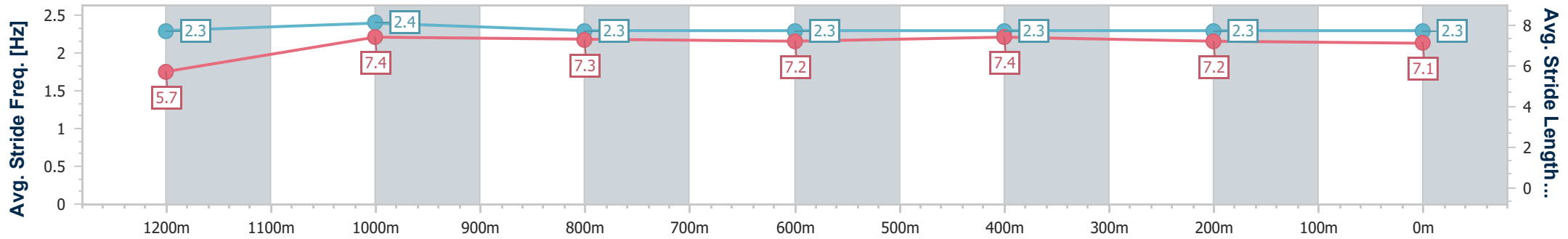
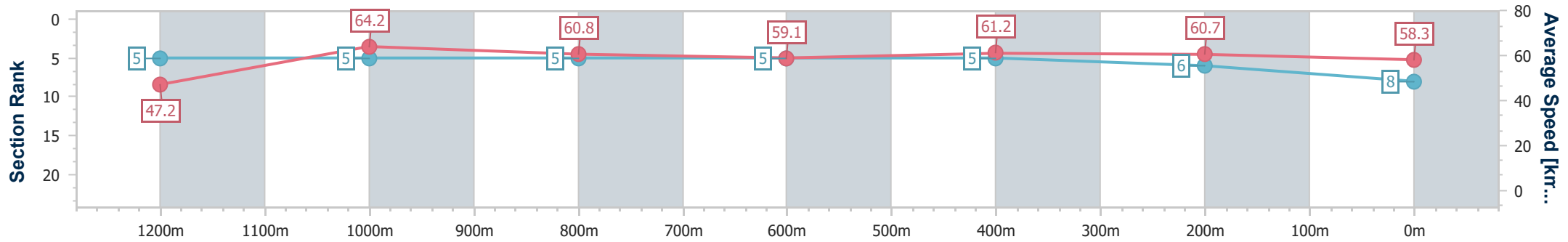
Race 4: IMPERIAL RACING Maiden Handicap - 1350m

04 January 2025 - 13:48



Track Rating: Soft 5, Weather: Fine, Rail Position: True

Section	Overall	1200m	1000m	800m	600m	400m	200m
Section Times	1:22.78 [8] (0:11.44)	1:11.34 [5] (0:11.20)	1:00.14 [5] (0:11.92)	0:48.22 [5] (0:12.29)	0:35.93 [5] (0:11.77)	0:24.16 [5] (0:11.80)	0:12.36 [6] (0:12.36)
Average Speed [km/h]	47.2	64.2	60.8	59.1	61.2	60.7	58.3
Top Speed [km/h]	63.8	66.2	63.3	60.2	62.6	62.1	59.7
Avg. Dist. to Rail [m]	1.3	1.5	1.8	2.0	1.1	1.8	1.6
Avg. Stride Freq. [Hz]	2.3	2.4	2.3	2.3	2.3	2.3	2.3
Avg. Stride Length [m]	5.7	7.4	7.3	7.2	7.4	7.2	7.1



- [] Ranking at each section and finish
- .-.- No data available at this section
- NA No data available



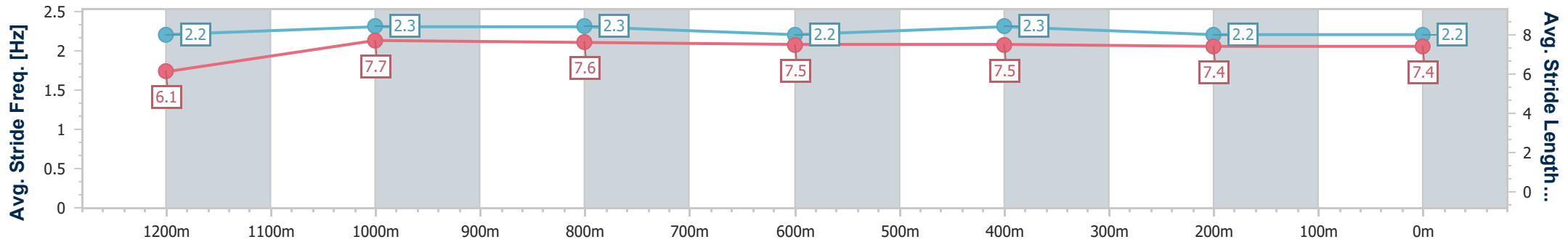
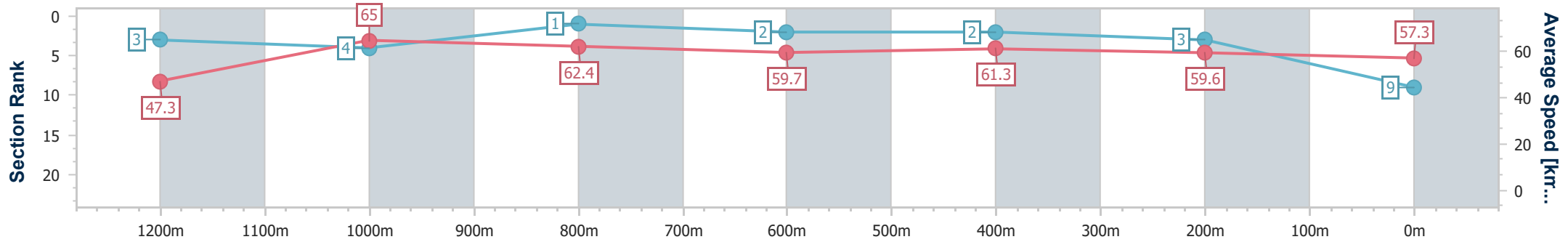
Horse/Jockey Name	Kensington's Jewel
Final Rank	9
Fastest Section Time (Section)	0:11.18 (1200m)
Top Speed [km/h] (Section)	65.4 (1200m)
Race State	Finished



Ipswich QLD Professional
 Race 4: IMPERIAL RACING Maiden Handicap - 1350m
 04 January 2025 - 13:48
 Track Rating: Soft 5, Weather: Fine, Rail Position: True



Section	Overall	1200m	1000m	800m	600m	400m	200m
Section Times	1:22.87 [9] (0:11.41)	1:11.46 [3] (0:11.18)	1:00.28 [4] (0:11.58)	0:48.70 [1] (0:12.20)	0:36.50 [2] (0:11.86)	0:24.64 [2] (0:12.08)	0:12.56 [3] (0:12.56)
Average Speed [km/h]	47.3	65.0	62.4	59.7	61.3	59.6	57.3
Top Speed [km/h]	63.4	65.4	64.2	60.2	61.4	60.5	59.7
Avg. Dist. to Rail [m]	9.3	4.7	2.9	2.4	2.2	1.0	2.4
Avg. Stride Freq. [Hz]	2.2	2.3	2.3	2.2	2.3	2.2	2.2
Avg. Stride Length [m]	6.1	7.7	7.6	7.5	7.5	7.4	7.4



- [] Ranking at each section and finish
- .-.- No data available at this section
- NA No data available



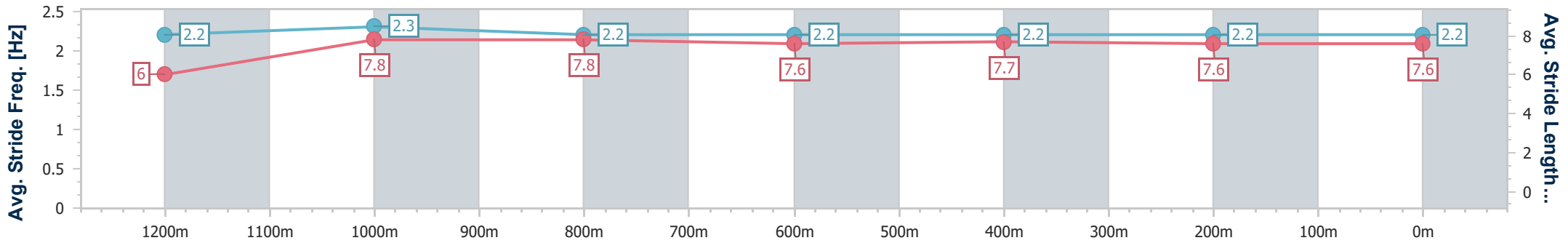
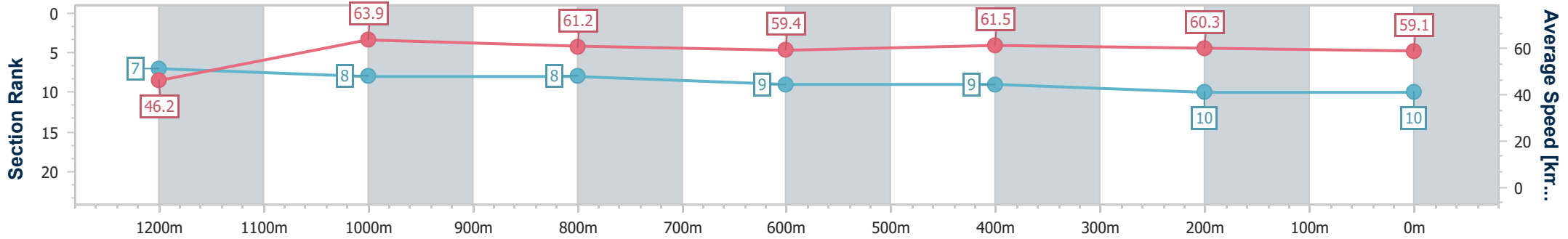
Horse/Jockey Name	Still Unwanted
Final Rank	10
Fastest Section Time (Section)	0:11.33 (1200m)
Top Speed [km/h] (Section)	64.8 (1200m)
Race State	Finished



Ipswich QLD Professional
 Race 4: IMPERIAL RACING Maiden Handicap - 1350m
 04 January 2025 - 13:48
 Track Rating: Soft 5, Weather: Fine, Rail Position: True



Section	Overall	1200m	1000m	800m	600m	400m	200m
Section Times	1:23.21 [10] (0:11.74)	1:11.47 [7] (0:11.33)	1:00.14 [8] (0:11.87)	0:48.27 [8] (0:12.27)	0:36.00 [9] (0:11.82)	0:24.18 [9] (0:12.00)	0:12.18 [10] (0:12.18)
Average Speed [km/h]	46.2	63.9	61.2	59.4	61.5	60.3	59.1
Top Speed [km/h]	62.7	64.8	62.8	60.6	62.2	62.1	60.0
Avg. Dist. to Rail [m]	10.9	4.3	3.8	2.9	2.2	2.5	4.6
Avg. Stride Freq. [Hz]	2.2	2.3	2.2	2.2	2.2	2.2	2.2
Avg. Stride Length [m]	6.0	7.8	7.8	7.6	7.7	7.6	7.6



- [] Ranking at each section and finish
- .-.- No data available at this section
- NA No data available



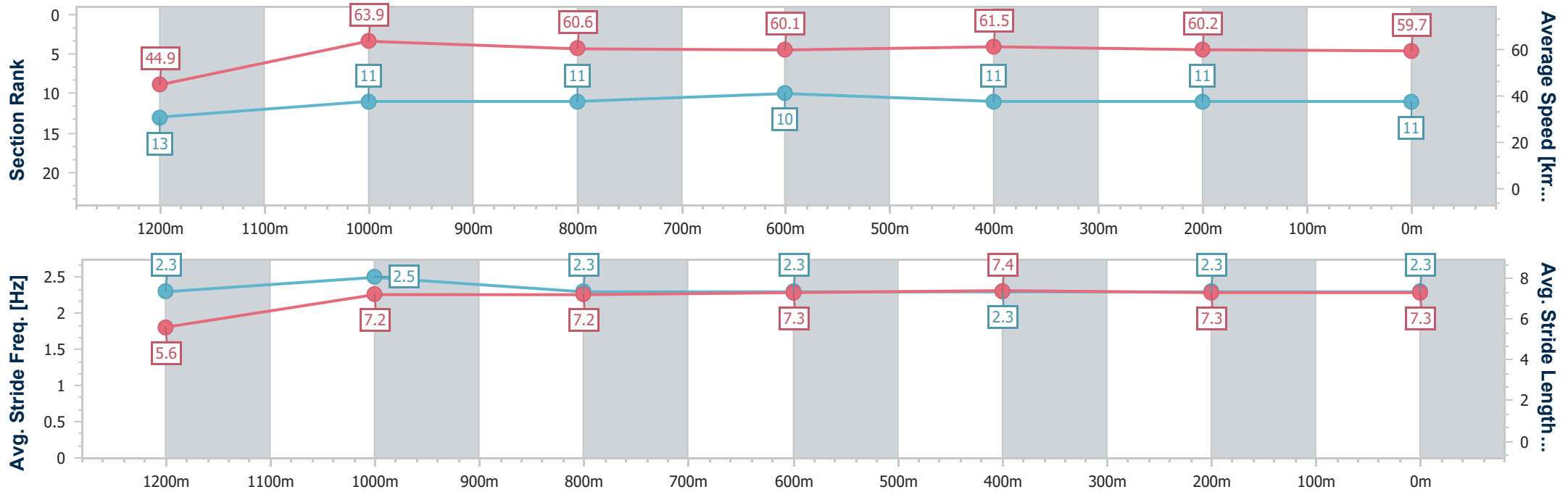
Horse/Jockey Name	Lady Lethan
Final Rank	11
Fastest Section Time (Section)	0:11.30 (1200m)
Top Speed [km/h] (Section)	65.0 (1200m)
Race State	Finished



Ipswich QLD Professional
 Race 4: IMPERIAL RACING Maiden Handicap - 1350m
 04 January 2025 - 13:48
 Track Rating: Soft 5, Weather: Fine, Rail Position: True



Section	Overall	1200m	1000m	800m	600m	400m	200m
Section Times	1:23.32 [11] (0:12.02)	1:11.30 [13] (0:11.30)	1:00.00 [11] (0:11.93)	0:48.07 [11] (0:12.07)	0:36.00 [10] (0:11.84)	0:24.16 [11] (0:12.10)	0:12.06 [11] (0:12.06)
Average Speed [km/h]	44.9	63.9	60.6	60.1	61.5	60.2	59.7
Top Speed [km/h]	61.3	65.0	64.1	61.4	62.5	61.9	60.9
Avg. Dist. to Rail [m]	5.3	2.9	2.0	2.3	2.8	3.0	2.5
Avg. Stride Freq. [Hz]	2.3	2.5	2.3	2.3	2.3	2.3	2.3
Avg. Stride Length [m]	5.6	7.2	7.2	7.3	7.4	7.3	7.3



- [] Ranking at each section and finish
- .-.- No data available at this section
- NA No data available



Horse/Jockey Name	Forcefilly
Final Rank	12
Fastest Section Time (Section)	0:11.76 (400m)
Top Speed [km/h] (Section)	64.1 (1000m)
Race State	Finished



Ipswich QLD Professional

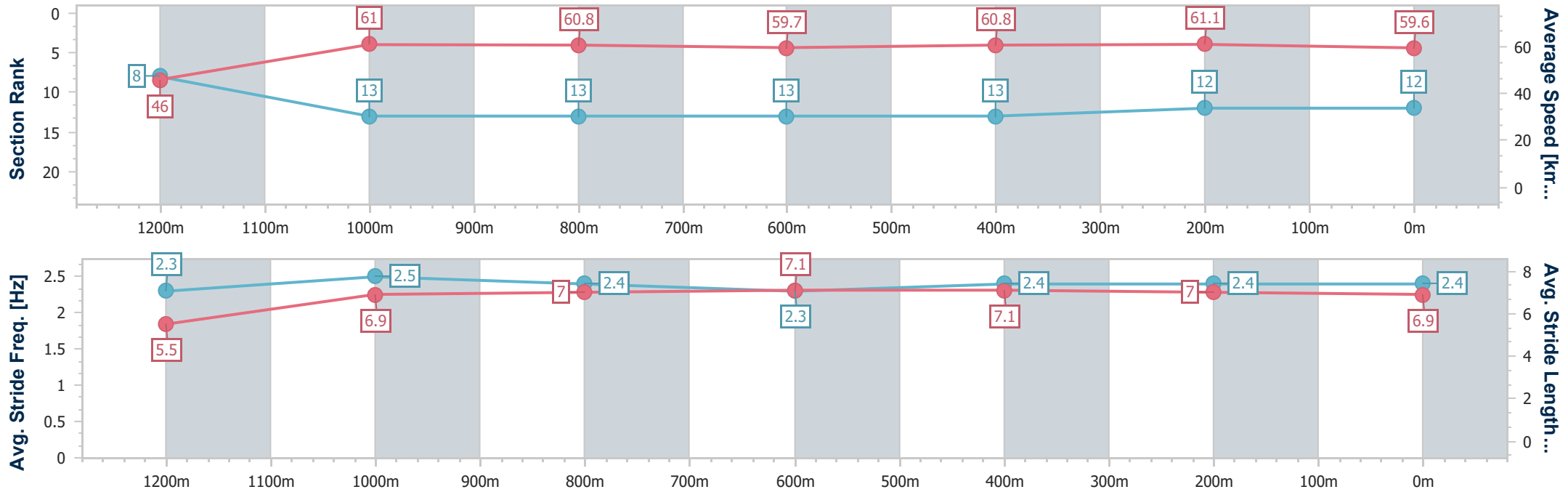
Race 4: IMPERIAL RACING Maiden Handicap - 1350m

04 January 2025 - 13:48



Track Rating: Soft 5, Weather: Fine, Rail Position: True

Section	Overall	1200m	1000m	800m	600m	400m	200m
Section Times	1:23.55 [12] (0:11.82)	1:11.73 [8] (0:11.84)	0:59.89 [13] (0:11.92)	0:47.97 [13] (0:12.16)	0:35.81 [13] (0:11.95)	0:23.86 [13] (0:11.76)	0:12.10 [12] (0:12.10)
Average Speed [km/h]	46.0	61.0	60.8	59.7	60.8	61.1	59.6
Top Speed [km/h]	60.1	62.8	64.1	60.4	61.5	63.0	62.6
Avg. Dist. to Rail [m]	14.0	5.3	2.4	2.3	2.1	0.9	0.8
Avg. Stride Freq. [Hz]	2.3	2.5	2.4	2.3	2.4	2.4	2.4
Avg. Stride Length [m]	5.5	6.9	7.0	7.1	7.1	7.0	6.9



- [] Ranking at each section and finish
- .-.- No data available at this section
- NA No data available



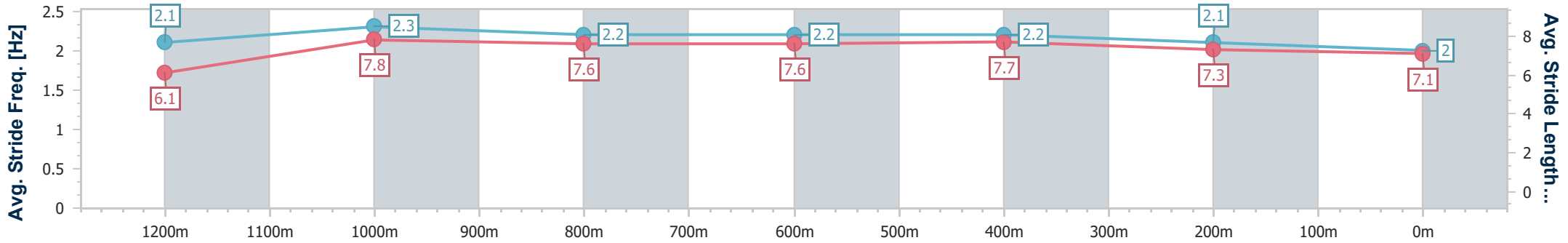
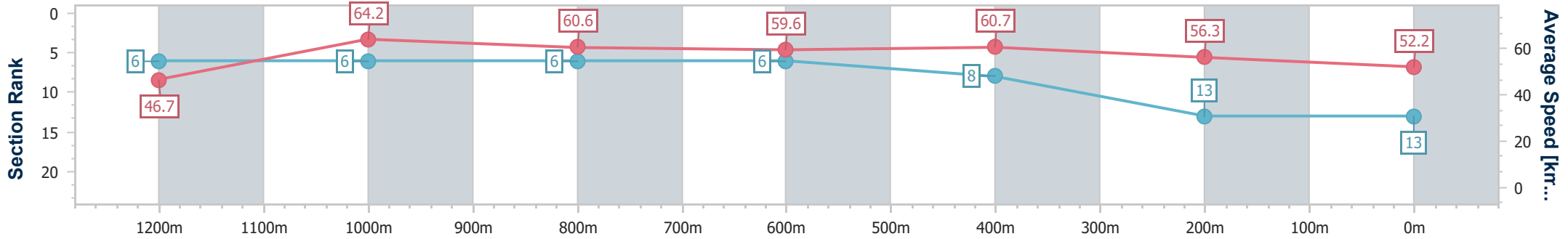
Horse/Jockey Name	Don't Stop Me Now
Final Rank	13
Fastest Section Time (Section)	0:11.29 (1200m)
Top Speed [km/h] (Section)	65.2 (1200m)
Race State	Finished



Ipswich QLD Professional
 Race 4: IMPERIAL RACING Maiden Handicap - 1350m
 04 January 2025 - 13:48
 Track Rating: Soft 5, Weather: Fine, Rail Position: True



Section	Overall	1200m	1000m	800m	600m	400m	200m
Section Times	1:25.55 [13] (0:11.51)	1:14.04 [6] (0:11.29)	1:02.75 [6] (0:11.94)	0:50.81 [6] (0:12.22)	0:38.59 [6] (0:11.97)	0:26.62 [8] (0:12.85)	0:13.77 [13] (0:13.77)
Average Speed [km/h]	46.7	64.2	60.6	59.6	60.7	56.3	52.2
Top Speed [km/h]	64.1	65.2	62.4	60.6	61.6	58.6	55.4
Avg. Dist. to Rail [m]	2.8	2.6	2.4	2.5	2.4	1.5	0.7
Avg. Stride Freq. [Hz]	2.1	2.3	2.2	2.2	2.2	2.1	2.0
Avg. Stride Length [m]	6.1	7.8	7.6	7.6	7.7	7.3	7.1



- [] Ranking at each section and finish
- .-.- No data available at this section
- NA No data available



Ipswich QLD Professional

Race 5: GREAT NORTHERN BENCHMARK 62 Handicap - 2150m

04 January 2025 - 14:24



Track Rating: Soft 5, Weather: Fine, Rail Position: True

Section		Overall	2000m	1800m	1600m	1400m	1200m	1000m	Last 600m					
Field Times		2:15.04 (0:12.41)	2:02.63 (0:11.31)	1:51.32 (0:11.39)	1:39.93 (0:12.35)	1:27.58 (0:12.89)	1:14.69 (0:13.12)	1:01.57 (0:13.11)	0:36.10					
Rank	TAB	Horse/Jockey	Barrier	Top Speed [km/h]	Fastest Section								Distance Travelled [m]	
1	5	RADEGAST Justin Huxtable	5	63.7 600m	0:11.60 600m	2:15.04 [1] (0:12.78)	2:02.26 [7] (0:11.61)	1:50.65 [7] (0:11.87)	1:38.78 [7] (0:12.72)	1:26.06 [7] (0:12.73)	1:13.33 [7] (0:12.94)	1:00.39 [7] (0:12.95)	0:34.97	
2	1	VENTUROUS Ryan Wiggins	9	65.1 2000m	0:11.24 2000m	2:15.14 [2] (0:12.48)	2:02.66 [4] (0:11.24)	1:51.42 [1] (0:11.39)	1:40.03 [1] (0:12.35)	1:27.68 [1] (0:12.89)	1:14.79 [1] (0:13.12)	1:01.67 [1] (0:13.11)	0:36.20	-1
3	7	DECARBONISE Micheal Hellyer	4	64.2 2000m	0:11.55 2000m	2:15.26 [3] (0:12.41)	2:02.85 [1] (0:11.55)	1:51.30 [5] (0:11.85)	1:39.45 [5] (0:12.69)	1:26.76 [5] (0:12.68)	1:14.08 [5] (0:12.94)	1:01.14 [5] (0:12.93)	0:35.82	+5
4	3	GIDDY GAN'S JOY Michael Cahill	6	64.7 2000m	0:11.42 2000m	2:15.29 [4] (0:12.48)	2:02.81 [3] (0:11.42)	1:51.39 [2] (0:11.70)	1:39.69 [4] (0:12.67)	1:27.02 [4] (0:12.75)	1:14.27 [4] (0:12.96)	1:01.31 [4] (0:12.95)	0:35.93	+5
5	11	REEL WILD Emily Lang	8	63.5 600m	0:11.62 600m	2:15.54 [5] (0:13.02)	2:02.52 [8] (0:11.66)	1:50.86 [8] (0:11.86)	1:39.00 [8] (0:12.83)	1:26.17 [8] (0:12.53)	1:13.64 [8] (0:12.83)	1:00.81 [8] (0:12.84)	0:35.64	+5
6	4	TOOLATEMATE Jace McMurray	2	65.1 1800m	0:11.48 2000m	2:15.60 [6] (0:12.48)	2:03.12 [5] (0:11.48)	1:51.64 [4] (0:11.52)	1:40.12 [3] (0:12.52)	1:27.60 [3] (0:12.83)	1:14.77 [3] (0:12.91)	1:01.86 [3] (0:13.07)	0:36.32	+0
7	9	CLASSIQUE GAL Samantha Collett	7	65.6 1800m	0:11.41 1800m	2:15.68 [7] (0:12.42)	2:03.26 [2] (0:11.48)	1:51.78 [3] (0:11.41)	1:40.37 [2] (0:12.67)	1:27.70 [2] (0:12.80)	1:14.90 [2] (0:12.88)	1:02.02 [2] (0:13.01)	0:36.60	+5
8	6	APFEL Luke Dempsey	3	64.7 1800m	0:11.54 2000m	2:15.83 [8] (0:12.73)	2:03.10 [6] (0:11.54)	1:51.56 [6] (0:11.89)	1:39.67 [6] (0:12.54)	1:27.13 [6] (0:12.66)	1:14.47 [6] (0:12.87)	1:01.60 [6] (0:12.95)	0:36.17	-4

Scratched: Hit 'Em Up (#8), Trautman (#2), Son Of Satono (#10)

[] Ranking at each section and finish
 -:-:- No data available at this section
 NA No data available

SCN Saddle cloth number
 DNF Did not finish
 DNT Did not track

Ipswich QLD Professional

Race 5: GREAT NORTHERN BENCHMARK 62 Handicap - 2150m

04 January 2025 - 14:24

Track Rating: Soft 5, Weather: Fine, Rail Position: True

Section						800m	600m	400m	200m	Last 600m		
Field Times						0:48.46 (0:12.36)	0:36.10 (0:11.73)	0:24.37 (0:12.02)	0:12.35 (0:12.35)	0:36.10		
Rank	TAB	Horse/Jockey	Barrier	Top Speed [km/h]	Fastest Section					Margin	Distance Travelled [m]	
1	5	RADEGAST Justin Huxtable	5	63.7 600m	0:11.60 600m	0:47.44 [8] (0:12.47)	0:34.97 [8] (0:11.60)	0:23.37 [8] (0:11.75)	0:11.62 [8] (0:11.62)	2:15.04	0:34.97	
2	1	VENTUROUS Ryan Wiggins	9	65.1 2000m	0:11.24 2000m	0:48.56 [1] (0:12.36)	0:36.20 [1] (0:11.73)	0:24.47 [1] (0:12.02)	0:12.45 [1] (0:12.45)	0.6L	0:36.20	-1
3	7	DECARBONISE Micheal Hellyer	4	64.2 2000m	0:11.55 2000m	0:48.21 [5] (0:12.39)	0:35.82 [5] (0:11.69)	0:24.13 [4] (0:11.90)	0:12.23 [2] (0:12.23)	1.27L	0:35.82	+5
4	3	GIDDY GAN'S JOY Michael Cahill	6	64.7 2000m	0:11.42 2000m	0:48.36 [4] (0:12.43)	0:35.93 [4] (0:12.06)	0:23.87 [6] (0:11.90)	0:11.97 [6] (0:11.97)	1.47L	0:35.93	+5
5	11	REEL WILD Emily Lang	8	63.5 600m	0:11.62 600m	0:47.97 [7] (0:12.33)	0:35.64 [7] (0:11.62)	0:24.02 [7] (0:11.83)	0:12.19 [7] (0:12.19)	2.93L	0:35.64	+5
6	4	TOOLATEMATE Jace McMurray	2	65.1 1800m	0:11.48 2000m	0:48.79 [3] (0:12.47)	0:36.32 [3] (0:11.81)	0:24.51 [3] (0:11.97)	0:12.54 [3] (0:12.54)	3.26L	0:36.32	+0
7	9	CLASSIQUE GAL Samantha Collett	7	65.6 1800m	0:11.41 1800m	0:49.01 [2] (0:12.41)	0:36.60 [2] (0:11.95)	0:24.65 [2] (0:12.13)	0:12.52 [4] (0:12.52)	3.75L	0:36.60	+5
8	6	APFEL Luke Dempsey	3	64.7 1800m	0:11.54 2000m	0:48.65 [6] (0:12.48)	0:36.17 [6] (0:11.65)	0:24.52 [5] (0:12.00)	0:12.52 [5] (0:12.52)	4.63L	0:36.17	-4

Scratched: Hit 'Em Up (#8), Trautman (#2), Son Of Satono (#10)



Horse/Jockey Name	Radegast
Final Rank	1
Fastest Section Time (Section)	0:11.60 (600m)
Top Speed [km/h] (Section)	63.7 (600m)
Race State	Finished



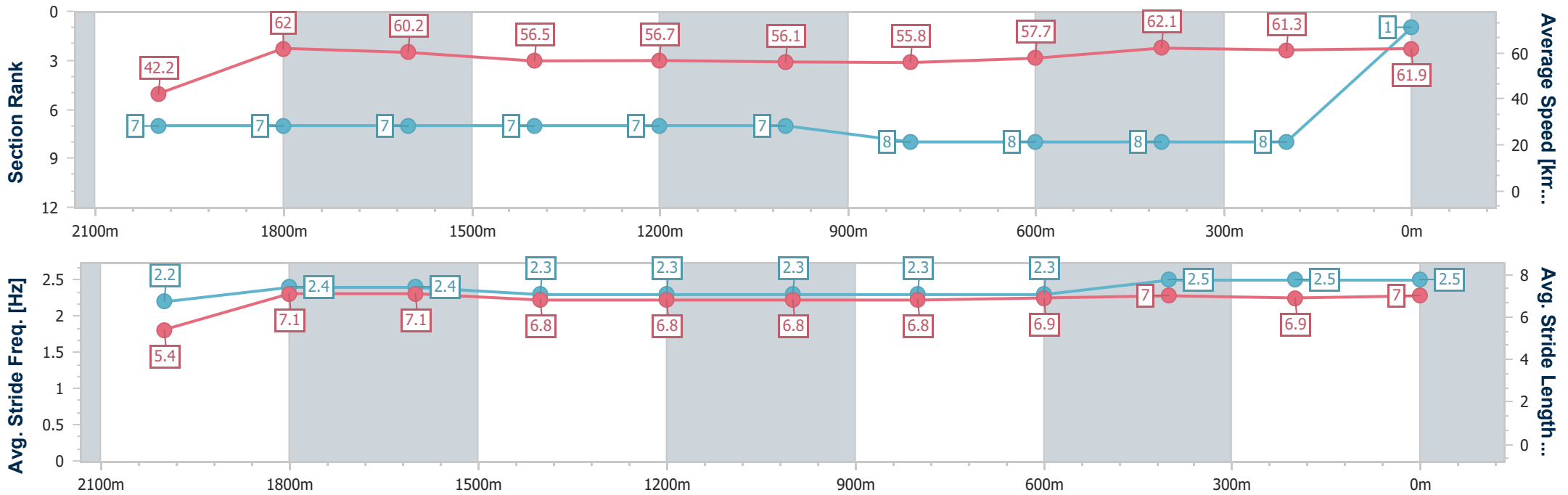
Ipswich QLD Professional
Race 5: GREAT NORTHERN BENCHMARK 62 Handicap - 2150m



04 January 2025 - 14:24

Track Rating: Soft 5, Weather: Fine, Rail Position: True

Section	Overall	2000m	1800m	1600m	1400m	1200m	1000m	800m	600m	400m	200m
Section Times	2:15.04 [1] (0:12.78)	2:02.26 [7] (0:11.61)	1:50.65 [7] (0:11.87)	1:38.78 [7] (0:12.72)	1:26.06 [7] (0:12.73)	1:13.33 [7] (0:12.94)	1:00.39 [7] (0:12.95)	0:47.44 [8] (0:12.47)	0:34.97 [8] (0:11.60)	0:23.37 [8] (0:11.75)	0:11.62 [8] (0:11.62)
Average Speed [km/h]	42.2	62.0	60.2	56.5	56.7	56.1	55.8	57.7	62.1	61.3	61.9
Top Speed [km/h]	60.1	63.2	63.3	57.6	57.9	56.9	56.2	61.3	63.7	62.4	63.5
Avg. Dist. to Rail [m]	3.2	0.8	1.4	0.2	0.6	1.4	1.6	0.3	0.5	0.9	2.6
Avg. Stride Freq. [Hz]	2.2	2.4	2.4	2.3	2.3	2.3	2.3	2.3	2.5	2.5	2.5
Avg. Stride Length [m]	5.4	7.1	7.1	6.8	6.8	6.8	6.8	6.9	7.0	6.9	7.0



- [] Ranking at each section and finish
- .-.- No data available at this section
- NA No data available



Horse/Jockey Name	Venturous
Final Rank	2
Fastest Section Time (Section)	0:11.24 (2000m)
Top Speed [km/h] (Section)	65.1 (2000m)
Race State	Finished



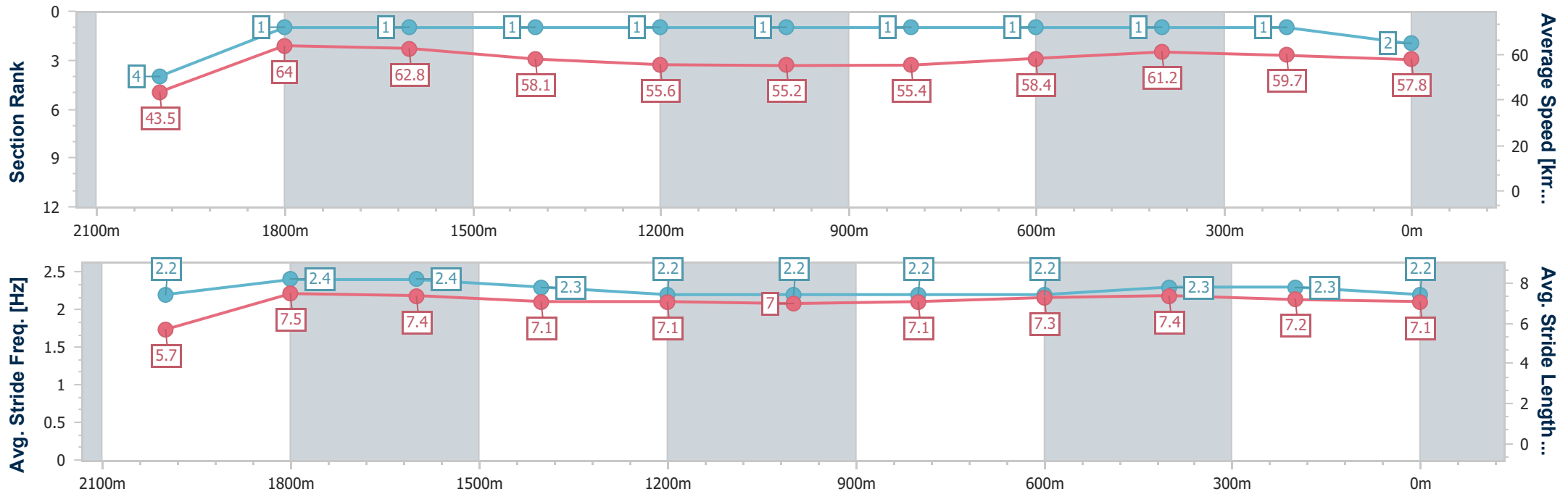
Ipswich QLD Professional
Race 5: GREAT NORTHERN BENCHMARK 62 Handicap - 2150m



04 January 2025 - 14:24

Track Rating: Soft 5, Weather: Fine, Rail Position: True

Section	Overall	2000m	1800m	1600m	1400m	1200m	1000m	800m	600m	400m	200m
Section Times	2:15.14 [2] (0:12.48)	2:02.66 [4] (0:11.24)	1:51.42 [1] (0:11.39)	1:40.03 [1] (0:12.35)	1:27.68 [1] (0:12.89)	1:14.79 [1] (0:13.12)	1:01.67 [1] (0:13.11)	0:48.56 [1] (0:12.36)	0:36.20 [1] (0:11.73)	0:24.47 [1] (0:12.02)	0:12.45 [1] (0:12.45)
Average Speed [km/h]	43.5	64.0	62.8	58.1	55.6	55.2	55.4	58.4	61.2	59.7	57.8
Top Speed [km/h]	62.1	65.1	64.6	60.0	56.9	56.6	56.0	60.6	61.7	61.6	59.4
Avg. Dist. to Rail [m]	8.7	3.6	1.4	1.2	0.8	1.2	2.3	0.7	0.5	0.5	0.9
Avg. Stride Freq. [Hz]	2.2	2.4	2.4	2.3	2.2	2.2	2.2	2.2	2.3	2.3	2.2
Avg. Stride Length [m]	5.7	7.5	7.4	7.1	7.1	7.0	7.1	7.3	7.4	7.2	7.1



- [] Ranking at each section and finish
- .-.- No data available at this section
- NA No data available



Horse/Jockey Name	Decarbonise
Final Rank	3
Fastest Section Time (Section)	0:11.55 (2000m)
Top Speed [km/h] (Section)	64.2 (2000m)
Race State	Finished



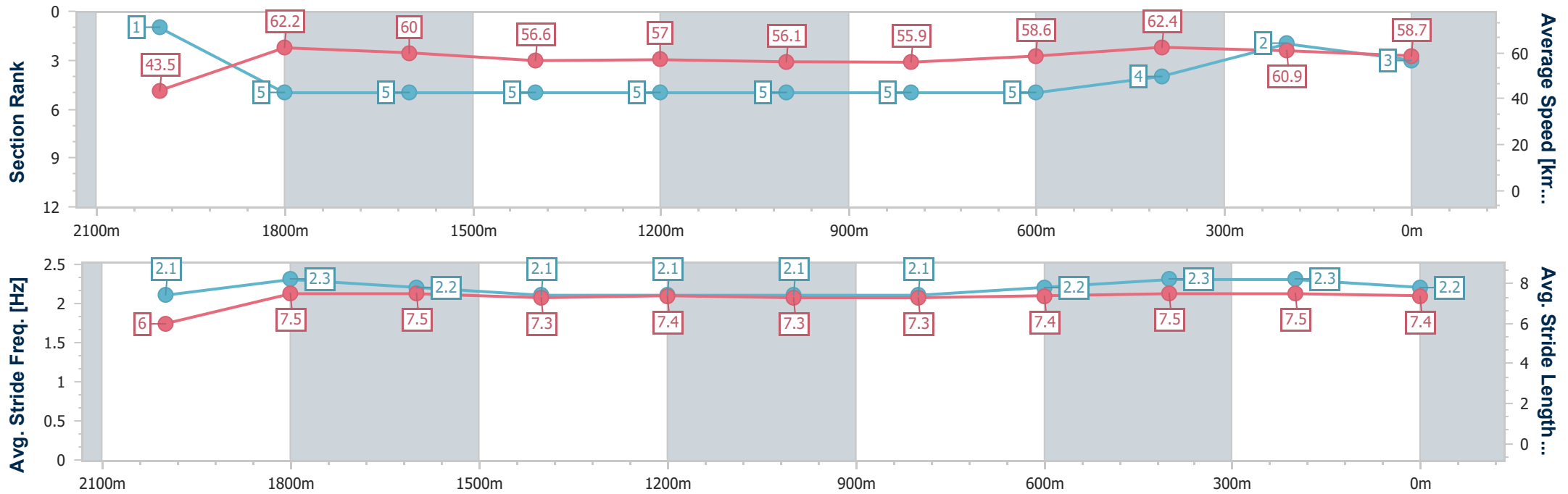
Ipswich QLD Professional
Race 5: GREAT NORTHERN BENCHMARK 62 Handicap - 2150m



04 January 2025 - 14:24

Track Rating: Soft 5, Weather: Fine, Rail Position: True

Section	Overall	2000m	1800m	1600m	1400m	1200m	1000m	800m	600m	400m	200m
Section Times	2:15.26 [3] (0:12.41)	2:02.85 [1] (0:11.55)	1:51.30 [5] (0:11.85)	1:39.45 [5] (0:12.69)	1:26.76 [5] (0:12.68)	1:14.08 [5] (0:12.94)	1:01.14 [5] (0:12.93)	0:48.21 [5] (0:12.39)	0:35.82 [5] (0:11.69)	0:24.13 [4] (0:11.90)	0:12.23 [2] (0:12.23)
Average Speed [km/h]	43.5	62.2	60.0	56.6	57.0	56.1	55.9	58.6	62.4	60.9	58.7
Top Speed [km/h]	60.2	64.2	63.1	57.6	57.3	56.8	56.6	61.1	62.5	62.2	59.9
Avg. Dist. to Rail [m]	2.4	0.5	1.5	0.5	0.6	2.0	2.4	1.8	2.9	2.5	4.0
Avg. Stride Freq. [Hz]	2.1	2.3	2.2	2.1	2.1	2.1	2.1	2.2	2.3	2.3	2.2
Avg. Stride Length [m]	6.0	7.5	7.5	7.3	7.4	7.3	7.3	7.4	7.5	7.5	7.4



- [] Ranking at each section and finish
- .-.- No data available at this section
- NA No data available



Horse/Jockey Name	Giddy Gan's Joy
Final Rank	4
Fastest Section Time (Section)	0:11.42 (2000m)
Top Speed [km/h] (Section)	64.7 (2000m)
Race State	Finished



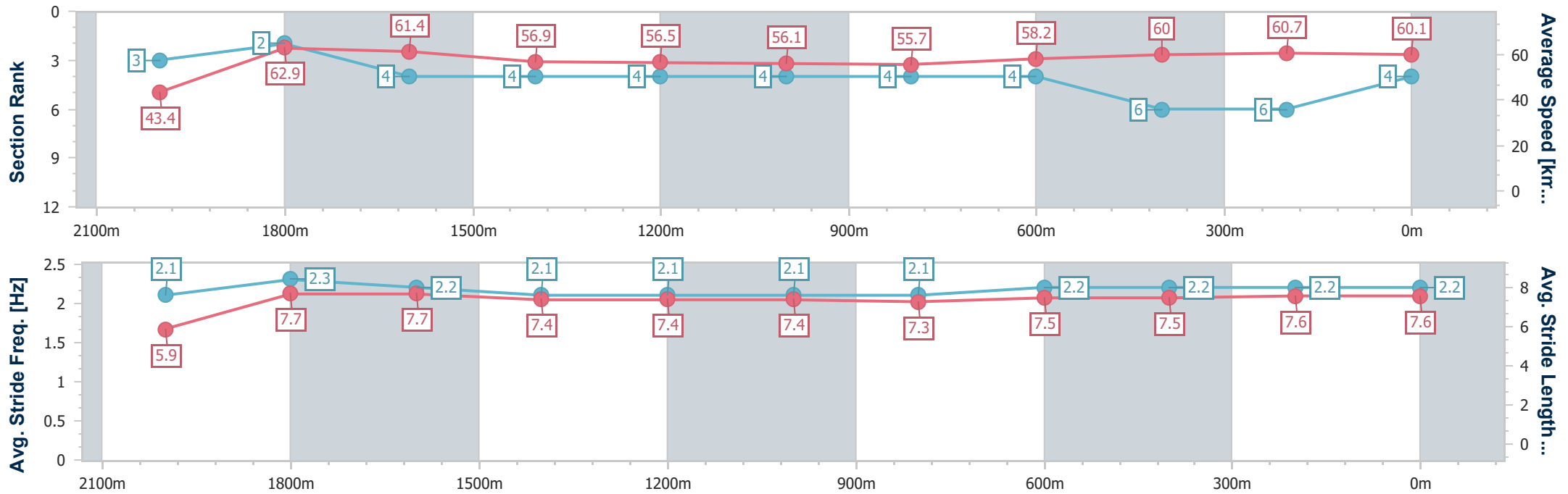
Ipswich QLD Professional
Race 5: GREAT NORTHERN BENCHMARK 62 Handicap - 2150m



04 January 2025 - 14:24

Track Rating: Soft 5, Weather: Fine, Rail Position: True

Section	Overall	2000m	1800m	1600m	1400m	1200m	1000m	800m	600m	400m	200m
Section Times	2:15.29 [4] (0:12.48)	2:02.81 [3] (0:11.42)	1:51.39 [2] (0:11.70)	1:39.69 [4] (0:12.67)	1:27.02 [4] (0:12.75)	1:14.27 [4] (0:12.96)	1:01.31 [4] (0:12.95)	0:48.36 [4] (0:12.43)	0:35.93 [4] (0:12.06)	0:23.87 [6] (0:11.90)	0:11.97 [6] (0:11.97)
Average Speed [km/h]	43.4	62.9	61.4	56.9	56.5	56.1	55.7	58.2	60.0	60.7	60.1
Top Speed [km/h]	60.4	64.7	64.1	57.7	57.0	56.7	56.6	60.2	60.6	61.0	61.2
Avg. Dist. to Rail [m]	5.2	0.9	0.6	0.4	0.7	1.8	2.3	1.2	1.0	1.8	5.5
Avg. Stride Freq. [Hz]	2.1	2.3	2.2	2.1	2.1	2.1	2.1	2.2	2.2	2.2	2.2
Avg. Stride Length [m]	5.9	7.7	7.7	7.4	7.4	7.4	7.3	7.5	7.5	7.6	7.6



- [] Ranking at each section and finish
- .-.- No data available at this section
- NA No data available



Horse/Jockey Name	Reel Wild
Final Rank	5
Fastest Section Time (Section)	0:11.62 (600m)
Top Speed [km/h] (Section)	63.5 (600m)
Race State	Finished



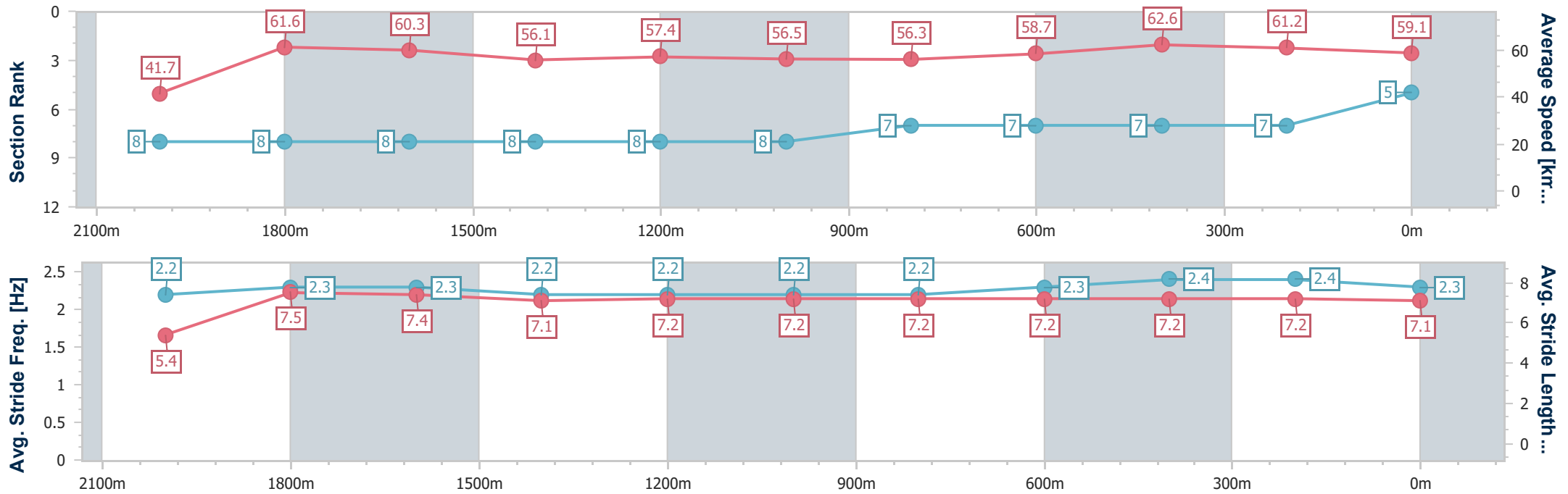
Ipswich QLD Professional
Race 5: GREAT NORTHERN BENCHMARK 62 Handicap - 2150m



04 January 2025 - 14:24

Track Rating: Soft 5, Weather: Fine, Rail Position: True

Section	Overall	2000m	1800m	1600m	1400m	1200m	1000m	800m	600m	400m	200m
Section Times	2:15.54 [5] (0:13.02)	2:02.52 [8] (0:11.66)	1:50.86 [8] (0:11.86)	1:39.00 [8] (0:12.83)	1:26.17 [8] (0:12.53)	1:13.64 [8] (0:12.83)	1:00.81 [8] (0:12.84)	0:47.97 [7] (0:12.33)	0:35.64 [7] (0:11.62)	0:24.02 [7] (0:11.83)	0:12.19 [7] (0:12.19)
Average Speed [km/h]	41.7	61.6	60.3	56.1	57.4	56.5	56.3	58.7	62.6	61.2	59.1
Top Speed [km/h]	59.0	62.6	62.6	56.8	59.0	56.9	58.2	60.4	63.5	62.5	60.2
Avg. Dist. to Rail [m]	7.5	0.4	1.1	0.2	0.4	1.2	2.1	1.5	2.4	3.1	8.3
Avg. Stride Freq. [Hz]	2.2	2.3	2.3	2.2	2.2	2.2	2.2	2.3	2.4	2.4	2.3
Avg. Stride Length [m]	5.4	7.5	7.4	7.1	7.2	7.2	7.2	7.2	7.2	7.2	7.1



- [] Ranking at each section and finish
- .-.- No data available at this section
- NA No data available



Horse/Jockey Name	Toolatamate
Final Rank	6
Fastest Section Time (Section)	0:11.48 (2000m)
Top Speed [km/h] (Section)	65.1 (1800m)
Race State	Finished



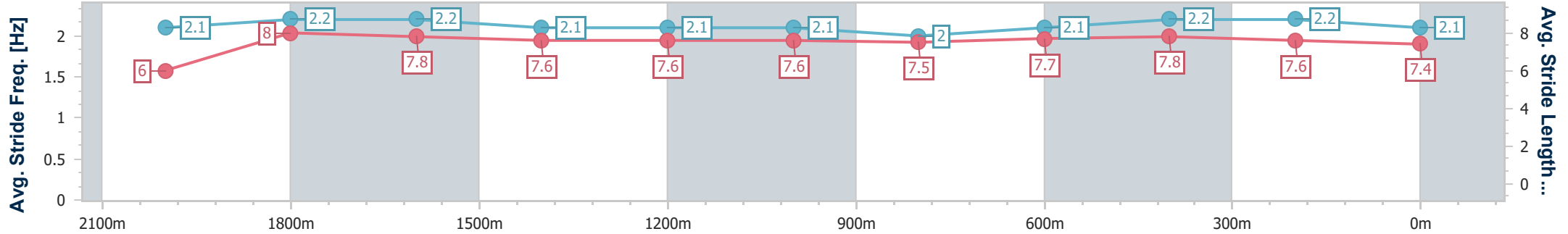
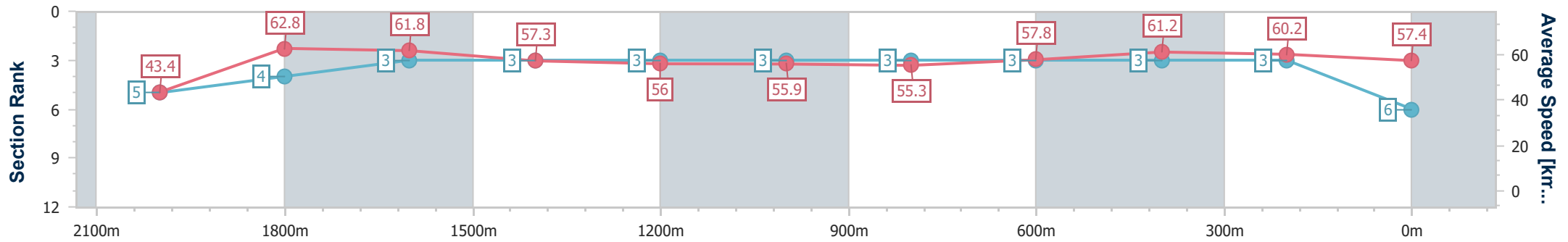
Ipswich QLD Professional
Race 5: GREAT NORTHERN BENCHMARK 62 Handicap - 2150m



04 January 2025 - 14:24

Track Rating: Soft 5, Weather: Fine, Rail Position: True

Section	Overall	2000m	1800m	1600m	1400m	1200m	1000m	800m	600m	400m	200m
Section Times	2:15.60 [6] (0:12.48)	2:03.12 [5] (0:11.48)	1:51.64 [4] (0:11.52)	1:40.12 [3] (0:12.52)	1:27.60 [3] (0:12.83)	1:14.77 [3] (0:12.91)	1:01.86 [3] (0:13.07)	0:48.79 [3] (0:12.47)	0:36.32 [3] (0:11.81)	0:24.51 [3] (0:11.97)	0:12.54 [3] (0:12.54)
Average Speed [km/h]	43.4	62.8	61.8	57.3	56.0	55.9	55.3	57.8	61.2	60.2	57.4
Top Speed [km/h]	60.7	65.1	65.1	59.0	56.7	56.9	56.1	60.7	61.6	61.5	59.6
Avg. Dist. to Rail [m]	2.0	0.5	1.3	1.0	0.5	0.9	1.4	0.5	0.5	1.3	2.4
Avg. Stride Freq. [Hz]	2.1	2.2	2.2	2.1	2.1	2.1	2.0	2.1	2.2	2.2	2.1
Avg. Stride Length [m]	6.0	8.0	7.8	7.6	7.6	7.6	7.5	7.7	7.8	7.6	7.4



- [] Ranking at each section and finish
- .-.- No data available at this section
- NA No data available



Horse/Jockey Name	Classique Gal
Final Rank	7
Fastest Section Time (Section)	0:11.41 (1800m)
Top Speed [km/h] (Section)	65.6 (1800m)
Race State	Finished



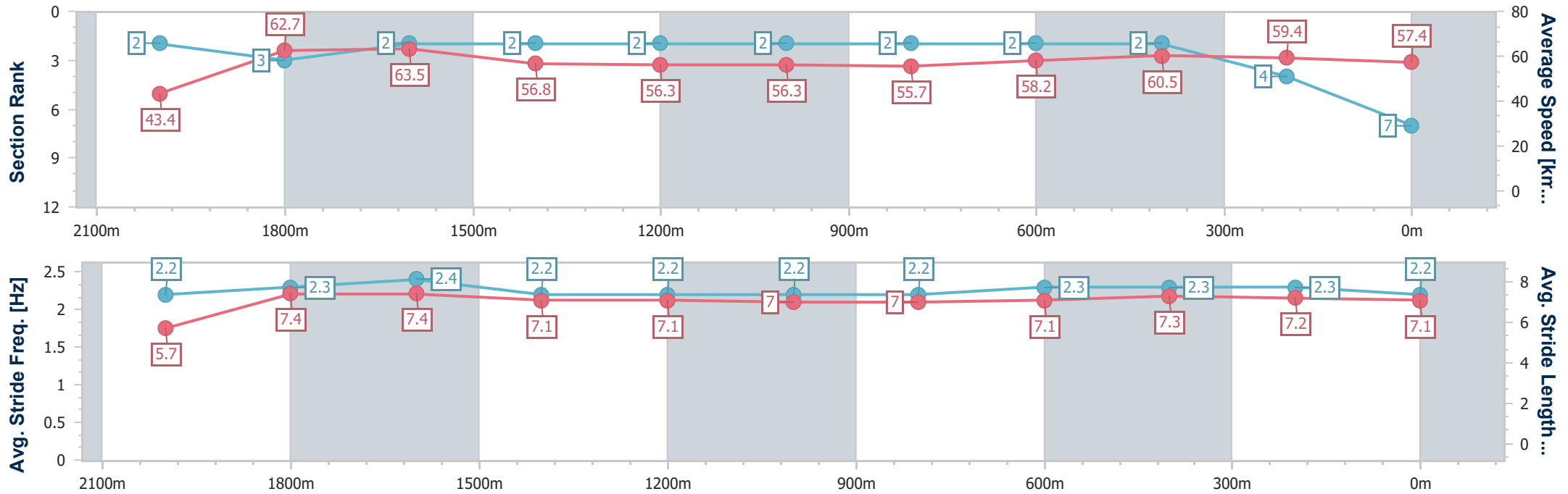
Ipswich QLD Professional
Race 5: GREAT NORTHERN BENCHMARK 62 Handicap - 2150m



04 January 2025 - 14:24

Track Rating: Soft 5, Weather: Fine, Rail Position: True

Section	Overall	2000m	1800m	1600m	1400m	1200m	1000m	800m	600m	400m	200m
Section Times	2:15.68 [7] (0:12.42)	2:03.26 [2] (0:11.48)	1:51.78 [3] (0:11.41)	1:40.37 [2] (0:12.67)	1:27.70 [2] (0:12.80)	1:14.90 [2] (0:12.88)	1:02.02 [2] (0:13.01)	0:49.01 [2] (0:12.41)	0:36.60 [2] (0:11.95)	0:24.65 [2] (0:12.13)	0:12.52 [4] (0:12.52)
Average Speed [km/h]	43.4	62.7	63.5	56.8	56.3	56.3	55.7	58.2	60.5	59.4	57.4
Top Speed [km/h]	60.1	63.4	65.6	58.6	57.3	57.3	56.2	60.6	61.0	60.6	59.9
Avg. Dist. to Rail [m]	6.3	2.2	1.1	0.3	0.6	1.6	2.0	1.2	0.6	0.7	1.4
Avg. Stride Freq. [Hz]	2.2	2.3	2.4	2.2	2.2	2.2	2.2	2.3	2.3	2.3	2.2
Avg. Stride Length [m]	5.7	7.4	7.4	7.1	7.1	7.1	7.0	7.1	7.3	7.2	7.1



- [] Ranking at each section and finish
- .-.- No data available at this section
- NA No data available



Horse/Jockey Name	Apfel
Final Rank	8
Fastest Section Time (Section)	0:11.54 (2000m)
Top Speed [km/h] (Section)	64.7 (1800m)
Race State	Finished



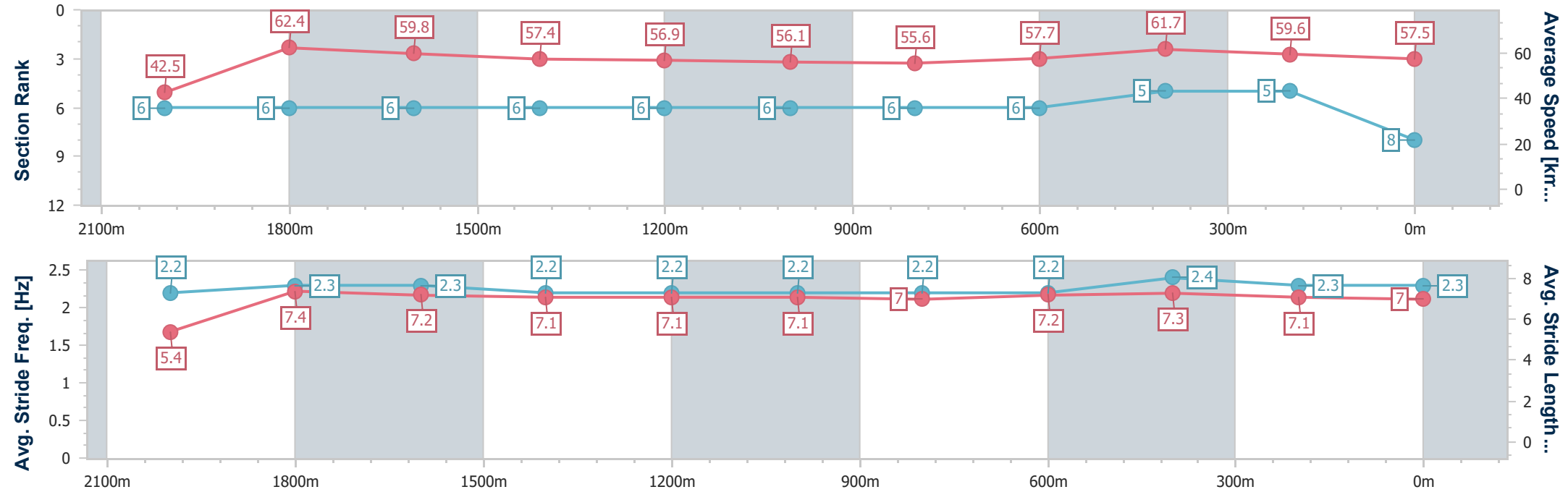
Ipswich QLD Professional
Race 5: GREAT NORTHERN BENCHMARK 62 Handicap - 2150m



04 January 2025 - 14:24

Track Rating: Soft 5, Weather: Fine, Rail Position: True

Section	Overall	2000m	1800m	1600m	1400m	1200m	1000m	800m	600m	400m	200m
Section Times	2:15.83 [8] (0:12.73)	2:03.10 [6] (0:11.54)	1:51.56 [6] (0:11.89)	1:39.67 [6] (0:12.54)	1:27.13 [6] (0:12.66)	1:14.47 [6] (0:12.87)	1:01.60 [6] (0:12.95)	0:48.65 [6] (0:12.48)	0:36.17 [6] (0:11.65)	0:24.52 [5] (0:12.00)	0:12.52 [5] (0:12.52)
Average Speed [km/h]	42.5	62.4	59.8	57.4	56.9	56.1	55.6	57.7	61.7	59.6	57.5
Top Speed [km/h]	60.3	64.0	64.7	58.4	57.5	56.6	56.1	60.1	63.3	61.1	59.3
Avg. Dist. to Rail [m]	2.2	1.2	1.3	0.8	0.4	0.5	0.9	0.2	0.5	1.5	0.9
Avg. Stride Freq. [Hz]	2.2	2.3	2.3	2.2	2.2	2.2	2.2	2.2	2.4	2.3	2.3
Avg. Stride Length [m]	5.4	7.4	7.2	7.1	7.1	7.1	7.0	7.2	7.3	7.1	7.0



- [] Ranking at each section and finish
- .-.- No data available at this section
- NA No data available

Track Rating: Soft 5, Weather: Fine, Rail Position: True

Section										Last 600m		
Field Times		Overall	600m	400m	200m							
		0:45.55 (0:13.30)	0:32.25 (0:10.06)	0:22.19 (0:10.76)	0:11.43 (0:11.43)						0:32.25	
Rank	TAB	Horse/Jockey	Barrier	Top Speed [km/h]	Fastest Section	Overall	600m	400m	200m	Margin	Last 600m	Distance Travelled [m]
1	1	WRITTLE Justin Huxtable	10	72.3 600m	0:10.15 600m	0:45.55 [1] (0:13.62)	0:31.93 [6] (0:10.15)	0:21.78 [4] (0:10.58)	0:11.20 [2] (0:11.20)	0:45.55	0:31.93	
2	2	KWAMI Les Tilley	9	72.0 600m	0:10.21 600m	0:45.62 [2] (0:13.70)	0:31.92 [7] (0:10.21)	0:21.71 [7] (0:10.64)	0:11.07 [5] (0:11.07)	0.4L	0:31.92	+3
3	11	RUSSIAN PINS Jace McMurray	11	73.5 600m	0:10.06 600m	0:45.64 [3] (0:13.30)	0:32.34 [1] (0:10.06)	0:22.28 [1] (0:10.76)	0:11.52 [1] (0:11.52)	0.53L	0:32.34	-2
4	12	KENTUCKY ROSE Madeleine Wishart	5	71.1 Overall	0:10.28 600m	0:45.73 [4] (0:13.46)	0:32.27 [2] (0:10.28)	0:21.99 [3] (0:10.63)	0:11.36 [3] (0:11.36)	1.05L	0:32.27	+1
5	5	ENCRYPTED ELEGANCE Kenji Yoshida	8	71.7 600m	0:10.29 600m	0:45.84 [5] (0:13.60)	0:32.24 [5] (0:10.29)	0:21.95 [6] (0:10.82)	0:11.13 [7] (0:11.13)	1.71L	0:32.24	+1
6	9	MR BROSE Billie-Rose Andrew	6	70.9 600m	0:10.37 600m	0:45.95 [6] (0:13.70)	0:32.25 [8] (0:10.37)	0:21.88 [8] (0:10.60)	0:11.28 [6] (0:11.28)	2.37L	0:32.25	-1
7	4	DAWYN'S CHOICE Brooke Ainsworth	7	74.1 600m	0:10.08 600m	0:46.29 [7] (0:13.56)	0:32.73 [4] (0:10.08)	0:22.65 [2] (0:10.88)	0:11.77 [4] (0:11.77)	4.38L	0:32.73	-4
8	14	ASTIN LANE Micheal Hellyer	2	72.2 600m	0:10.31 600m	0:46.54 [8] (0:13.88)	0:32.66 [9] (0:10.31)	0:22.35 [9] (0:10.79)	0:11.56 [9] (0:11.56)	5.84L	0:32.66	-2
9	7	DIAMOND LASS Emily Lang	1	71.9 600m	0:10.31 600m	0:46.67 [9] (0:13.50)	0:33.17 [3] (0:10.31)	0:22.86 [5] (0:11.04)	0:11.82 [8] (0:11.82)	6.6L	0:33.17	-2

Scratched: Palawa Kani (#3), Keyboard (#6), Hokusai (#8), Sonic Arrow (#16), Platinum Lies (#10), Yemean (#13), It's Hells Bells (#15)



Horse/Jockey Name	Writtle
Final Rank	1
Fastest Section Time (Section)	0:10.15 (600m)
Top Speed [km/h] (Section)	72.3 (600m)
Race State	Finished



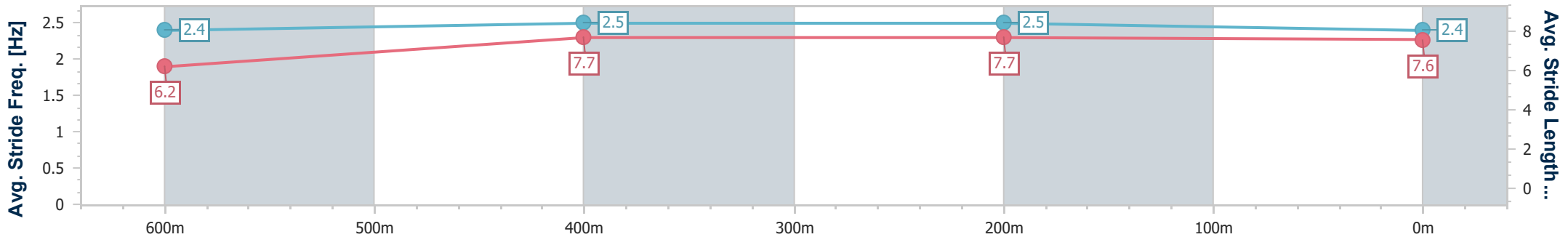
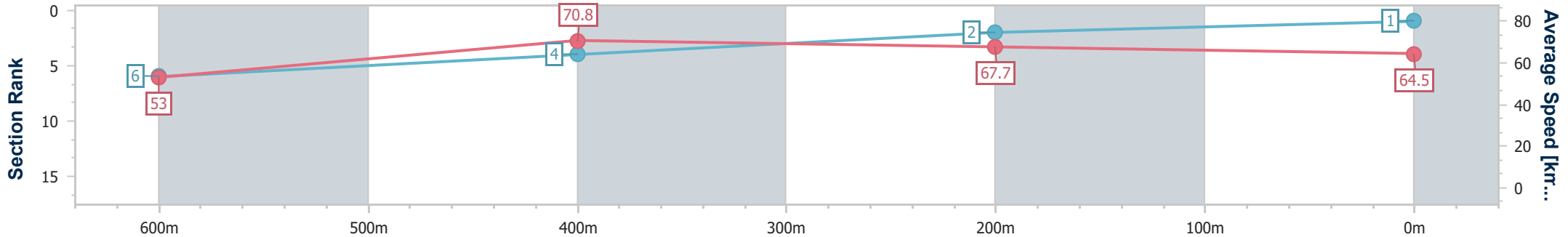
Ipswich QLD Professional
 Race 6: JOHN C BEAUMONT EARTHMOVING BENCHMARK 62
 Handicap - 800m



04 January 2025 - 15:08

Track Rating: Soft 5, Weather: Fine, Rail Position: True

Section	Overall	600m	400m	200m
Section Times	0:45.55 [1] (0:13.62)	0:31.93 [6] (0:10.15)	0:21.78 [4] (0:10.58)	0:11.20 [2] (0:11.20)
Average Speed [km/h]	53.0	70.8	67.7	64.5
Top Speed [km/h]	71.5	72.3	68.8	66.7
Avg. Dist. to Rail [m]	8.4	1.5	1.2	3.1
Avg. Stride Freq. [Hz]	2.4	2.5	2.5	2.4
Avg. Stride Length [m]	6.2	7.7	7.7	7.6



- [] Ranking at each section and finish
- .-.- No data available at this section
- NA No data available



Horse/Jockey Name	Kwami
Final Rank	2
Fastest Section Time (Section)	0:10.21 (600m)
Top Speed [km/h] (Section)	72.0 (600m)
Race State	Finished



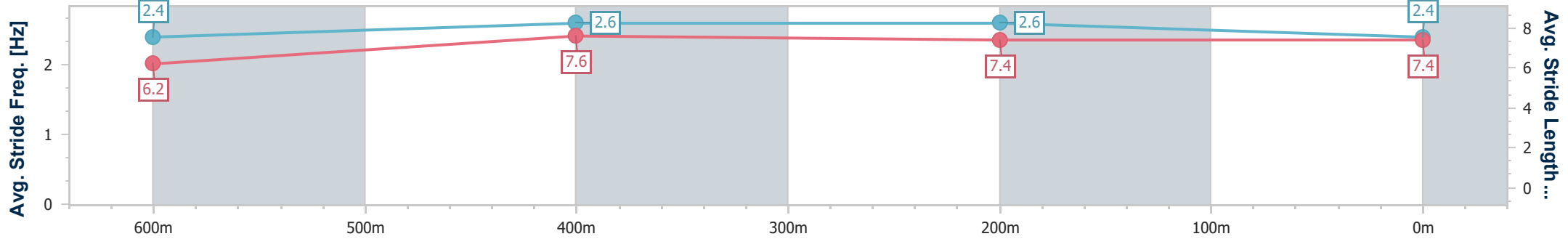
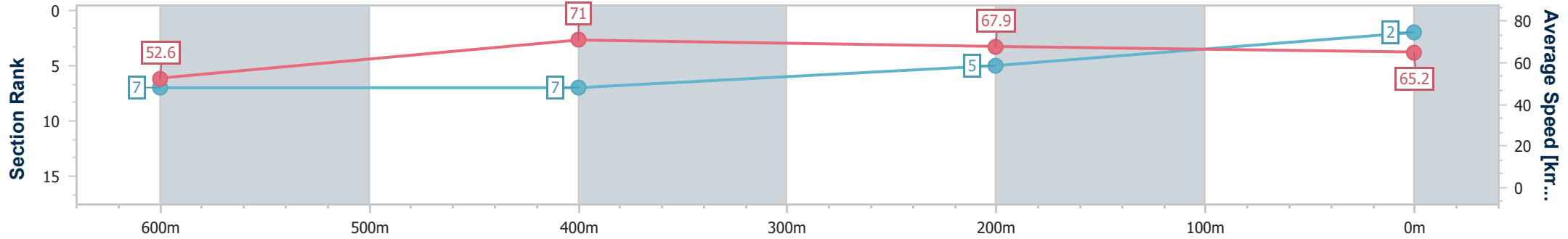
Ipswich QLD Professional
 Race 6: JOHN C BEAUMONT EARTHMOVING BENCHMARK 62
 Handicap - 800m



04 January 2025 - 15:08

Track Rating: Soft 5, Weather: Fine, Rail Position: True

Section	Overall	600m	400m	200m
Section Times	0:45.62 [2] (0:13.70)	0:31.92 [7] (0:10.21)	0:21.71 [7] (0:10.64)	0:11.07 [5] (0:11.07)
Average Speed [km/h]	52.6	71.0	67.9	65.2
Top Speed [km/h]	71.4	72.0	69.5	66.7
Avg. Dist. to Rail [m]	8.9	2.1	2.0	4.8
Avg. Stride Freq. [Hz]	2.4	2.6	2.6	2.4
Avg. Stride Length [m]	6.2	7.6	7.4	7.4



- [] Ranking at each section and finish
- .-.- No data available at this section
- NA No data available



Horse/Jockey Name	Russian Pins
Final Rank	3
Fastest Section Time (Section)	0:10.06 (600m)
Top Speed [km/h] (Section)	73.5 (600m)
Race State	Finished



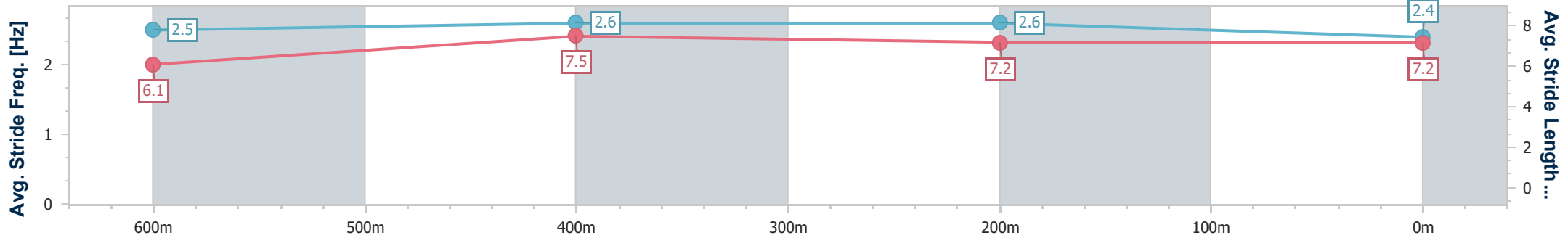
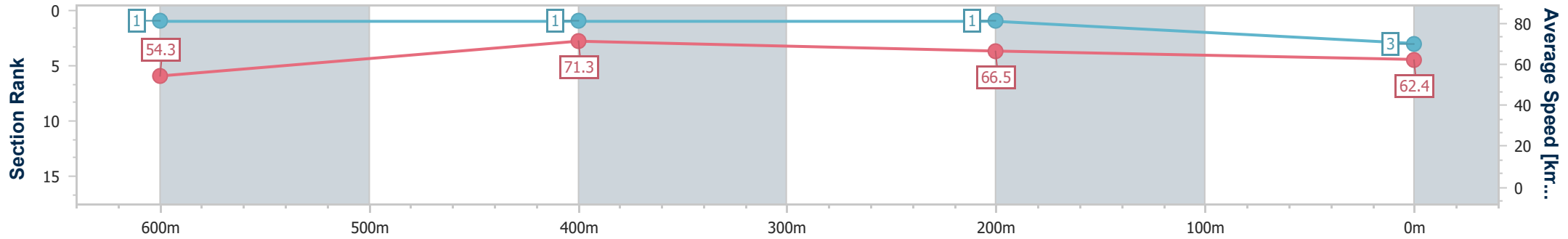
Ipswich QLD Professional
 Race 6: JOHN C BEAUMONT EARTHMOVING BENCHMARK 62
 Handicap - 800m



04 January 2025 - 15:08

Track Rating: Soft 5, Weather: Fine, Rail Position: True

Section	Overall	600m	400m	200m
Section Times	0:45.64 [3] (0:13.30)	0:32.34 [1] (0:10.06)	0:22.28 [1] (0:10.76)	0:11.52 [1] (0:11.52)
Average Speed [km/h]	54.3	71.3	66.5	62.4
Top Speed [km/h]	72.6	73.5	69.9	65.4
Avg. Dist. to Rail [m]	12.6	3.1	1.2	0.3
Avg. Stride Freq. [Hz]	2.5	2.6	2.6	2.4
Avg. Stride Length [m]	6.1	7.5	7.2	7.2



- [] Ranking at each section and finish
- .-.- No data available at this section
- NA No data available



Horse/Jockey Name	Kentucky Rose
Final Rank	4
Fastest Section Time (Section)	0:10.28 (600m)
Top Speed [km/h] (Section)	71.1 (Overall)
Race State	Finished



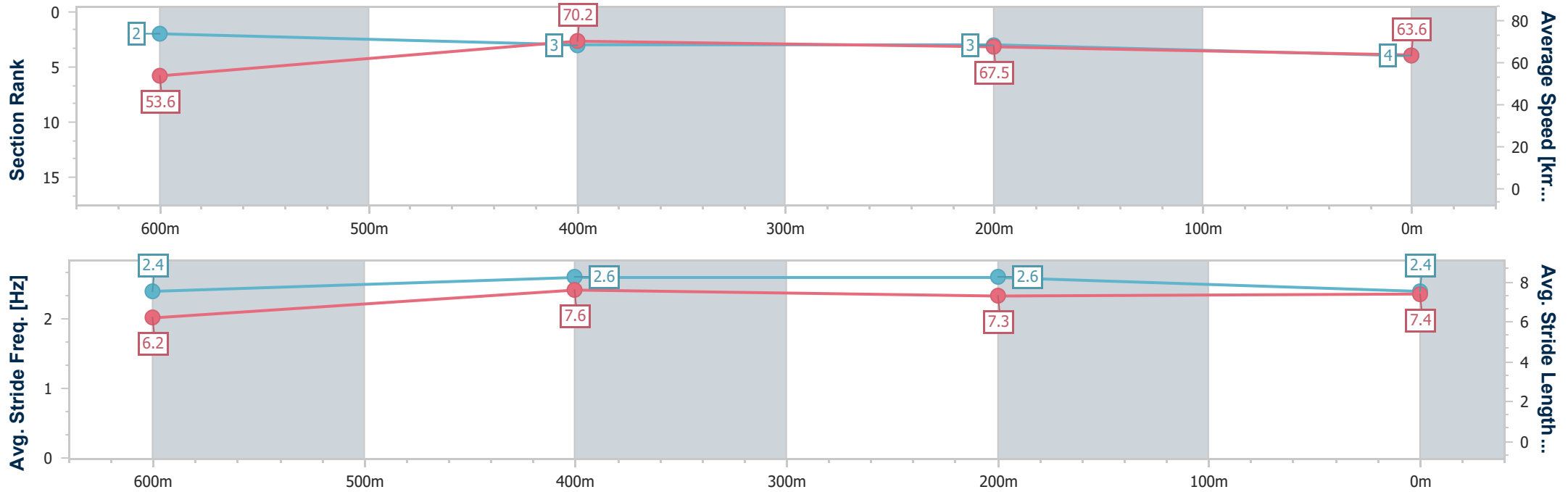
Ipswich QLD Professional
 Race 6: JOHN C BEAUMONT EARTHMOVING BENCHMARK 62
 Handicap - 800m



04 January 2025 - 15:08

Track Rating: Soft 5, Weather: Fine, Rail Position: True

Section	Overall	600m	400m	200m
Section Times	0:45.73 [4] (0:13.46)	0:32.27 [2] (0:10.28)	0:21.99 [3] (0:10.63)	0:11.36 [3] (0:11.36)
Average Speed [km/h]	53.6	70.2	67.5	63.6
Top Speed [km/h]	71.1	70.9	69.3	65.7
Avg. Dist. to Rail [m]	4.9	1.2	0.5	0.5
Avg. Stride Freq. [Hz]	2.4	2.6	2.6	2.4
Avg. Stride Length [m]	6.2	7.6	7.3	7.4



- [] Ranking at each section and finish
- .-.- No data available at this section
- NA No data available



Horse/Jockey Name	Encrypted Elegance
Final Rank	5
Fastest Section Time (Section)	0:10.29 (600m)
Top Speed [km/h] (Section)	71.7 (600m)
Race State	Finished



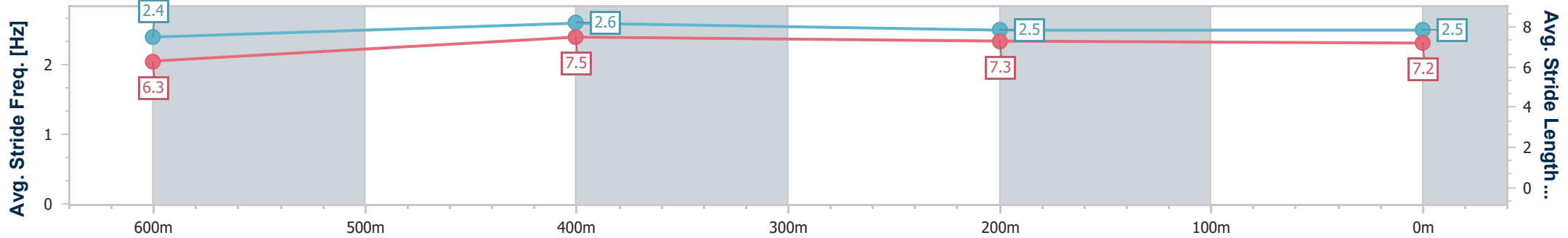
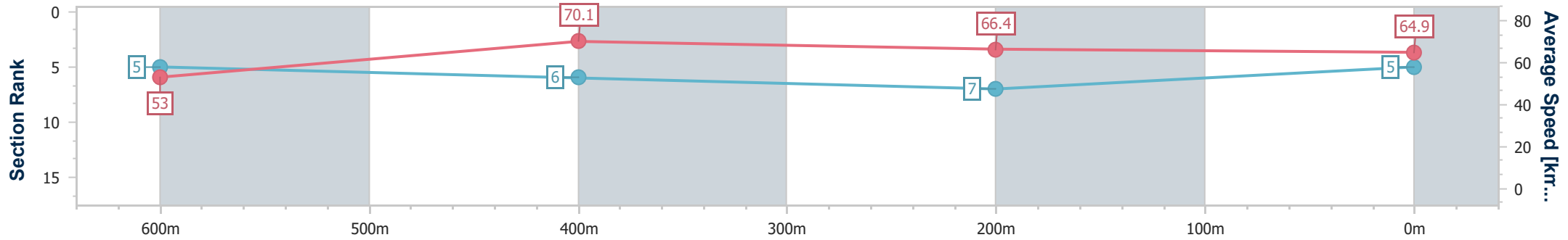
Ipswich QLD Professional
 Race 6: JOHN C BEAUMONT EARTHMOVING BENCHMARK 62
 Handicap - 800m



04 January 2025 - 15:08

Track Rating: Soft 5, Weather: Fine, Rail Position: True

Section	Overall	600m	400m	200m
Section Times	0:45.84 [5] (0:13.60)	0:32.24 [5] (0:10.29)	0:21.95 [6] (0:10.82)	0:11.13 [7] (0:11.13)
Average Speed [km/h]	53.0	70.1	66.4	64.9
Top Speed [km/h]	70.8	71.7	68.1	66.4
Avg. Dist. to Rail [m]	7.9	1.4	2.0	6.1
Avg. Stride Freq. [Hz]	2.4	2.6	2.5	2.5
Avg. Stride Length [m]	6.3	7.5	7.3	7.2



- [] Ranking at each section and finish
- .-.- No data available at this section
- NA No data available



Horse/Jockey Name	Mr Brose
Final Rank	6
Fastest Section Time (Section)	0:10.37 (600m)
Top Speed [km/h] (Section)	70.9 (600m)
Race State	Finished



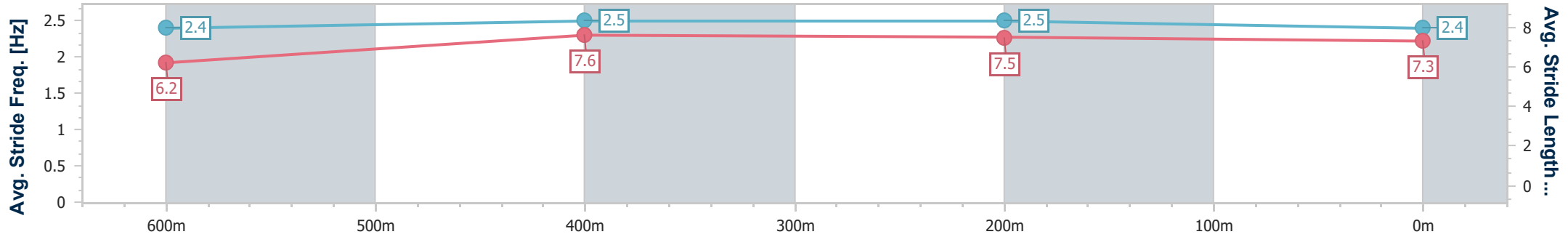
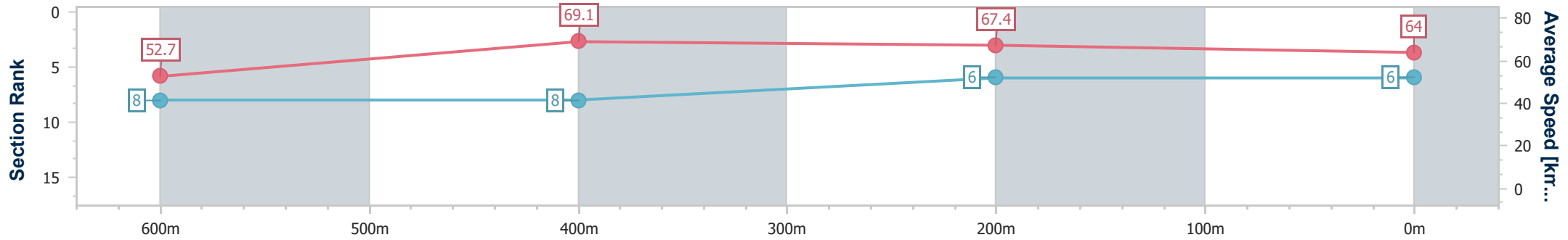
Ipswich QLD Professional
 Race 6: JOHN C BEAUMONT EARTHMOVING BENCHMARK 62
 Handicap - 800m



04 January 2025 - 15:08

Track Rating: Soft 5, Weather: Fine, Rail Position: True

Section	Overall	600m	400m	200m
Section Times	0:45.95 [6] (0:13.70)	0:32.25 [8] (0:10.37)	0:21.88 [8] (0:10.60)	0:11.28 [6] (0:11.28)
Average Speed [km/h]	52.7	69.1	67.4	64.0
Top Speed [km/h]	70.0	70.9	68.4	65.4
Avg. Dist. to Rail [m]	4.8	1.6	1.3	1.4
Avg. Stride Freq. [Hz]	2.4	2.5	2.5	2.4
Avg. Stride Length [m]	6.2	7.6	7.5	7.3



- [] Ranking at each section and finish
- .-.- No data available at this section
- NA No data available



Horse/Jockey Name	Dawyn's Choice
Final Rank	7
Fastest Section Time (Section)	0:10.08 (600m)
Top Speed [km/h] (Section)	74.1 (600m)
Race State	Finished



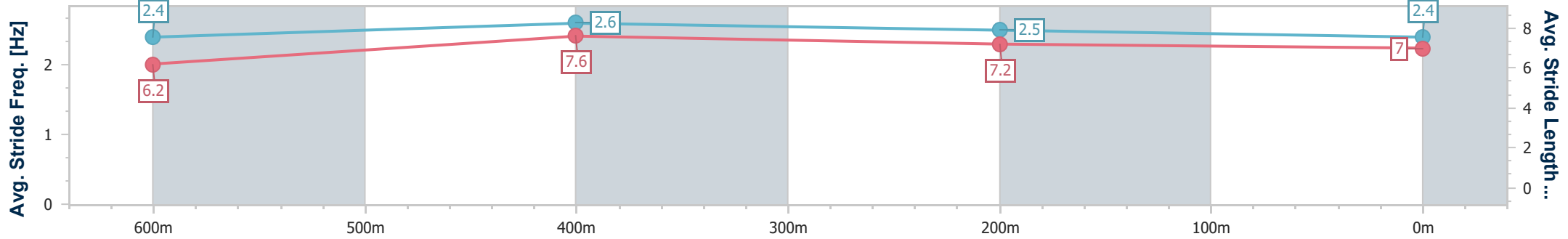
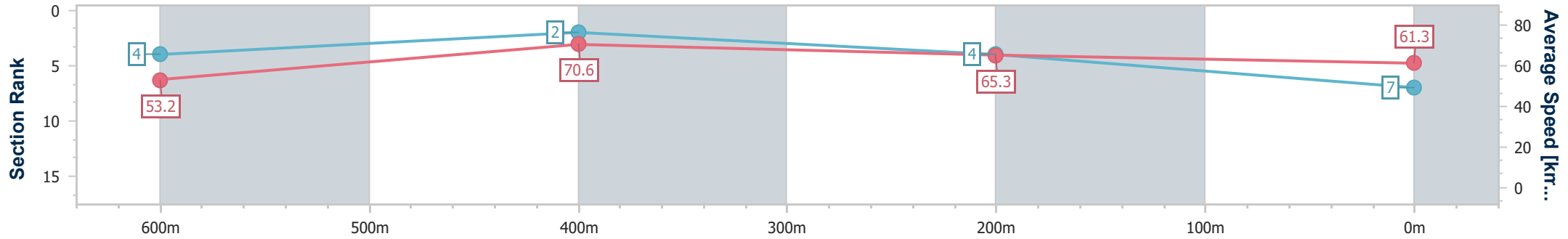
Ipswich QLD Professional
 Race 6: JOHN C BEAUMONT EARTHMOVING BENCHMARK 62
 Handicap - 800m



04 January 2025 - 15:08

Track Rating: Soft 5, Weather: Fine, Rail Position: True

Section	Overall	600m	400m	200m
Section Times	0:46.29 [7] (0:13.56)	0:32.73 [4] (0:10.08)	0:22.65 [2] (0:10.88)	0:11.77 [4] (0:11.77)
Average Speed [km/h]	53.2	70.6	65.3	61.3
Top Speed [km/h]	73.6	74.1	67.7	64.0
Avg. Dist. to Rail [m]	5.2	2.1	2.0	1.1
Avg. Stride Freq. [Hz]	2.4	2.6	2.5	2.4
Avg. Stride Length [m]	6.2	7.6	7.2	7.0



- [] Ranking at each section and finish
- .-.- No data available at this section
- NA No data available



Horse/Jockey Name	Astin Lane
Final Rank	8
Fastest Section Time (Section)	0:10.31 (600m)
Top Speed [km/h] (Section)	72.2 (600m)
Race State	Finished



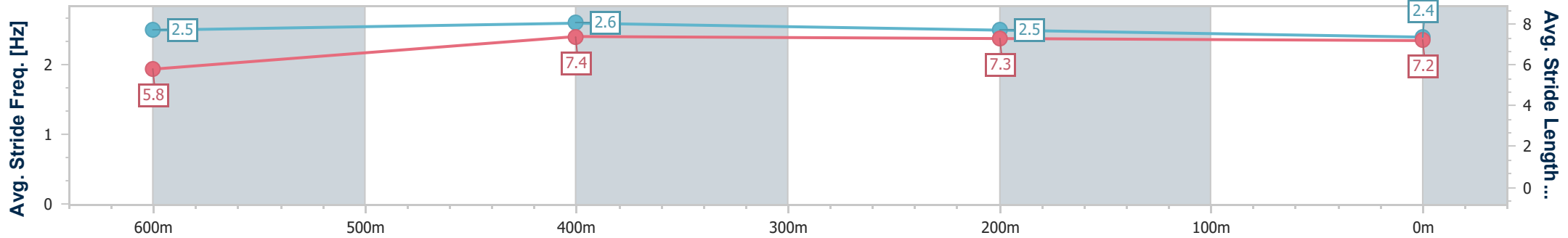
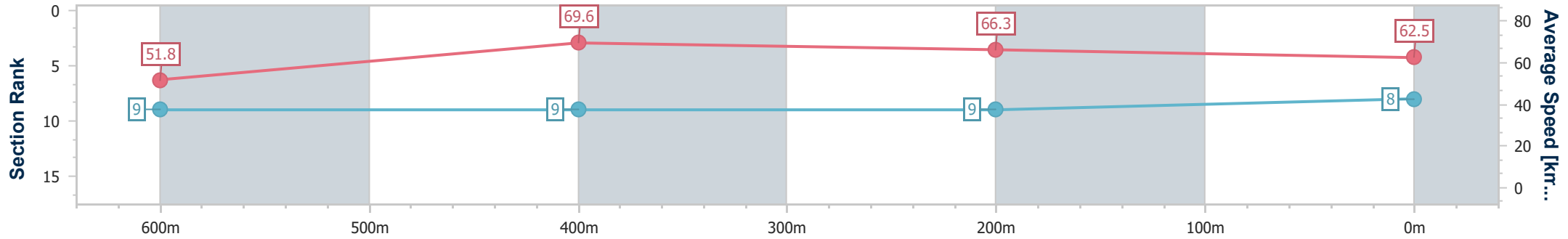
Ipswich QLD Professional
 Race 6: JOHN C BEAUMONT EARTHMOVING BENCHMARK 62
 Handicap - 800m



04 January 2025 - 15:08

Track Rating: Soft 5, Weather: Fine, Rail Position: True

Section	Overall	600m	400m	200m
Section Times	0:46.54 [8] (0:13.88)	0:32.66 [9] (0:10.31)	0:22.35 [9] (0:10.79)	0:11.56 [9] (0:11.56)
Average Speed [km/h]	51.8	69.6	66.3	62.5
Top Speed [km/h]	71.8	72.2	67.7	65.8
Avg. Dist. to Rail [m]	3.6	1.5	1.5	0.7
Avg. Stride Freq. [Hz]	2.5	2.6	2.5	2.4
Avg. Stride Length [m]	5.8	7.4	7.3	7.2



- [] Ranking at each section and finish
- .-.- No data available at this section
- NA No data available



Horse/Jockey Name	Diamond Lass
Final Rank	9
Fastest Section Time (Section)	0:10.31 (600m)
Top Speed [km/h] (Section)	71.9 (600m)
Race State	Finished



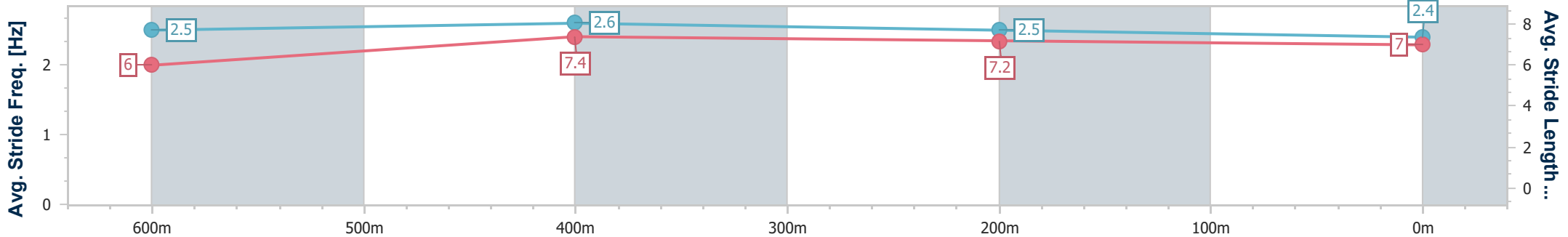
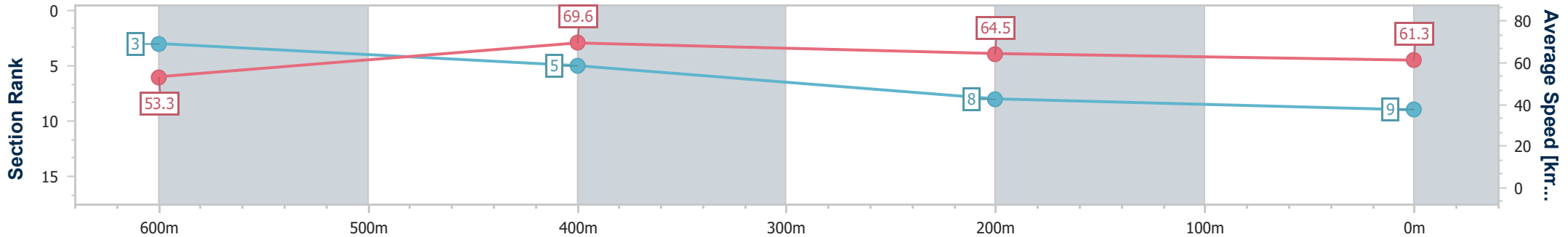
Ipswich QLD Professional
 Race 6: JOHN C BEAUMONT EARTHMOVING BENCHMARK 62
 Handicap - 800m



04 January 2025 - 15:08

Track Rating: Soft 5, Weather: Fine, Rail Position: True

Section	Overall	600m	400m	200m
Section Times	0:46.67 [9] (0:13.50)	0:33.17 [3] (0:10.31)	0:22.86 [5] (0:11.04)	0:11.82 [8] (0:11.82)
Average Speed [km/h]	53.3	69.6	64.5	61.3
Top Speed [km/h]	71.9	71.9	66.6	63.8
Avg. Dist. to Rail [m]	1.9	1.5	1.7	1.2
Avg. Stride Freq. [Hz]	2.5	2.6	2.5	2.4
Avg. Stride Length [m]	6.0	7.4	7.2	7.0



- [] Ranking at each section and finish
- .-.- No data available at this section
- NA No data available

Ipswich QLD Professional

Race 7: 407 SOCIAL CLUB BENCHMARK 70 Handicap - 1666m

04 January 2025 - 15:45

Track Rating: Soft 5, Weather: Fine, Rail Position: True

Section		Overall	1400m	1200m	1000m	800m	600m	400m	Last 600m					
Field Times		1:43.22 (0:18.34)	1:24.88 (0:12.21)	1:12.67 (0:12.04)	1:00.63 (0:12.56)	0:48.07 (0:12.65)	0:35.42 (0:11.75)	0:23.67 (0:11.78)	0:35.42					
Rank	TAB	Horse/Jockey	Barrier	Top Speed [km/h]	Fastest Section								Distance Travelled [m]	
1	7	EXPECTANT Jace McMurray	11	64.6 600m	0:11.51 400m	1:43.22 [1] (0:19.04)	1:24.18 [9] (0:12.13)	1:12.05 [7] (0:12.53)	0:59.52 [8] (0:12.42)	0:47.10 [9] (0:12.50)	0:34.60 [6] (0:11.55)	0:23.05 [6] (0:11.51)	0:34.60	
2	11	MISS CHENERY Ryan Wiggins	5	64.4 400m	0:11.27 400m	1:43.25 [2] (0:18.84)	1:24.41 [6] (0:12.26)	1:12.15 [6] (0:12.46)	0:59.69 [6] (0:12.54)	0:47.15 [8] (0:12.69)	0:34.46 [9] (0:11.60)	0:22.86 [8] (0:11.27)	0:34.46	-8
3	8	WOWIT'S WILLYWONKA Tahlia Fenlon	2	64.2 Overall	0:11.75 600m	1:43.29 [3] (0:18.34)	1:24.95 [1] (0:12.21)	1:12.74 [1] (0:12.04)	1:00.70 [1] (0:12.56)	0:48.14 [1] (0:12.65)	0:35.49 [1] (0:11.75)	0:23.74 [1] (0:11.82)	0:35.49	-11
4	4	COLD ONE Boris Thornton	1	64.0 400m	0:11.50 400m	1:43.32 [4] (0:18.72)	1:24.60 [5] (0:12.20)	1:12.40 [5] (0:12.21)	1:00.19 [4] (0:12.44)	0:47.75 [4] (0:12.61)	0:35.14 [3] (0:11.71)	0:23.43 [4] (0:11.50)	0:35.14	-9
5	6	BELIEVE SO Jasper Franklin	7	62.3 Overall	0:11.73 400m	1:43.38 [5] (0:18.67)	1:24.71 [4] (0:12.03)	1:12.68 [3] (0:11.93)	1:00.75 [2] (0:12.58)	0:48.17 [2] (0:12.65)	0:35.52 [2] (0:11.74)	0:23.78 [2] (0:11.73)	0:35.52	-6
6	12	CLIPPER SHIP Justin Huxtable	6	65.6 200m	0:11.56 400m	1:43.54 [6] (0:18.95)	1:24.59 [7] (0:12.33)	1:12.26 [9] (0:12.47)	0:59.79 [9] (0:12.33)	0:47.46 [7] (0:12.66)	0:34.80 [8] (0:11.68)	0:23.12 [9] (0:11.56)	0:34.80	-8
7	15	MAGADAN Elione Chaves	3	64.0 400m	0:11.51 400m	1:43.60 [7] (0:19.01)	1:24.59 [8] (0:12.19)	1:12.40 [8] (0:12.43)	0:59.97 [7] (0:12.39)	0:47.58 [6] (0:12.60)	0:34.98 [7] (0:11.69)	0:23.29 [7] (0:11.51)	0:34.98	-12
8	9	THE DEPUTY Sean Cormack	10	65.6 400m	0:11.25 400m	1:43.61 [8] (0:19.98)	1:23.63 [12] (0:12.09)	1:11.54 [12] (0:12.43)	0:59.11 [12] (0:12.14)	0:46.97 [12] (0:12.52)	0:34.45 [12] (0:11.59)	0:22.86 [11] (0:11.25)	0:34.45	-5
9	5	EVOCATOR Luke Dempsey	9	66.0 400m	0:11.14 400m	1:43.65 [9] (0:19.42)	1:24.23 [11] (0:12.21)	1:12.02 [11] (0:12.43)	0:59.59 [11] (0:12.36)	0:47.23 [11] (0:12.66)	0:34.57 [11] (0:11.75)	0:22.82 [12] (0:11.14)	0:34.57	-11
10	1	KIPTANUI Billie-Rose Andrew	4	63.5 Overall	0:11.68 600m	1:43.68 [10] (0:18.41)	1:25.27 [3] (0:12.27)	1:13.00 [2] (0:12.27)	1:00.73 [3] (0:12.60)	0:48.13 [3] (0:12.64)	0:35.49 [4] (0:11.68)	0:23.81 [3] (0:11.79)	0:35.49	-8

Scratched: Majestic Boom (#2), Rhodes (#16), TuHINGA (#3), Damiani (#14)



Ipswich QLD Professional
 Race 7: 407 SOCIAL CLUB BENCHMARK 70 Handicap - 1666m
 04 January 2025 - 15:45



Track Rating: Soft 5, Weather: Fine, Rail Position: True

Section	Overall	1400m	1200m	1000m	800m	600m	400m	Last 600m
Field Times	1:43.22 (0:18.34)	1:24.88 (0:12.21)	1:12.67 (0:12.04)	1:00.63 (0:12.56)	0:48.07 (0:12.65)	0:35.42 (0:11.75)	0:23.67 (0:11.78)	0:35.42

Rank	TAB	Horse/Jockey	Barrier	Top Speed [km/h]	Fastest Section	Overall	1400m	1200m	1000m	800m	600m	400m	Last 600m	Distance Travelled [m]
11	10	HARMONY REIGNS Corey Sutherland	12	64.3 600m	0:11.61 600m	1:44.03 [11] (0:18.41)	1:25.62 [2] (0:12.39)	1:13.23 [4] (0:12.45)	1:00.78 [5] (0:12.58)	0:48.20 [5] (0:12.68)	0:35.52 [5] (0:11.61)	0:23.91 [5] (0:11.73)	0:35.52	+1
12	13	KINGFIELD Michael Cahill	8	63.0 400m	0:11.66 400m	1:44.12 [12] (0:19.18)	1:24.94 [10] (0:12.35)	1:12.59 [10] (0:12.51)	1:00.08 [10] (0:12.32)	0:47.76 [10] (0:12.51)	0:35.25 [10] (0:11.81)	0:23.44 [10] (0:11.66)	0:35.25	-6

Scratched: Majestic Boom (#2), Rhodes (#16), Tuhinga (#3), Damiani (#14)

[] Ranking at each section and finish
 -:-:- No data available at this section
 NA No data available

SCN Saddle cloth number
 DNF Did not finish
 DNT Did not track

04 January 2025 - 15:45

Track Rating: Soft 5, Weather: Fine, Rail Position: True

Section							200m			Last 600m
Field Times							0:11.89			0:35.42
							(0:11.89)			
Rank	TAB	Horse/Jockey	Barrier	Top Speed [km/h]	Fastest Section	Margin			Distance Travelled [m]	
1	7	EXPECTANT	11	64.6	0:11.51	0:11.54 [6]	1:43.22		0:34.60	
		Jace McMurray		600m	400m	(0:11.54)				
2	11	MISS CHENERY	5	64.4	0:11.27	0:11.59 [5]	0.17L		0:34.46 -8	
		Ryan Wiggins		400m	400m	(0:11.59)				
3	8	WOWIT'S WILLYWONKA	2	64.2	0:11.75	0:11.92 [2]	0.39L		0:35.49 -11	
		Tahlia Fenlon		Overall	600m	(0:11.92)				
4	4	COLD ONE	1	64.0	0:11.50	0:11.93 [3]	0.57L		0:35.14 -9	
		Boris Thornton		400m	400m	(0:11.93)				
5	6	BELIEVE SO	7	62.3	0:11.73	0:12.05 [1]	0.91L		0:35.52 -6	
		Jasper Franklin		Overall	400m	(0:12.05)				
6	12	CLIPPER SHIP	6	65.6	0:11.56	0:11.56 [10]	1.89L		0:34.80 -8	
		Justin Huxtable		200m	400m	(0:11.56)				
7	15	MAGADAN	3	64.0	0:11.51	0:11.78 [7]	2.25L		0:34.98 -12	
		Eliane Chaves		400m	400m	(0:11.78)				
8	9	THE DEPUTY	10	65.6	0:11.25	0:11.61 [11]	2.28L		0:34.45 -5	
		Sean Cormack		400m	400m	(0:11.61)				
9	5	EVOCATOR	9	66.0	0:11.14	0:11.68 [9]	2.53L		0:34.57 -11	
		Luke Dempsey		400m	400m	(0:11.68)				
10	1	KIPTANUI	4	63.5	0:11.68	0:12.02 [4]	2.71L		0:35.49 -8	
		Billie-Rose Andrew		Overall	600m	(0:12.02)				

Scratched: Majestic Boom (#2), Rhodes (#16), Tuhinga (#3), Damiani (#14)



Ipswich QLD Professional
Race 7: 407 SOCIAL CLUB BENCHMARK 70 Handicap - 1666m
 04 January 2025 - 15:45



Track Rating: Soft 5, Weather: Fine, Rail Position: True

Section				200m				Last 600m		
Field Times				0:11.89 (0:11.89)				0:35.42		
Rank	TAB	Horse/Jockey	Barrier	Top Speed [km/h]	Fastest Section	Margin			Distance Travelled [m]	
11	10	HARMONY REIGNS	12	64.3	0:11.61	0:12.18 [8]	4.78L		0:35.52	+1
		Corey Sutherland		600m	600m	(0:12.18)				
12	13	KINGFIELD	8	63.0	0:11.66	0:11.78 [12]	5.29L		0:35.25	-6
		Michael Cahill		400m	400m	(0:11.78)				

Scratched: Majestic Boom (#2), Rhodes (#16), Tuhinga (#3), Damiani (#14)

[] Ranking at each section and finish
 -:-:-:- No data available at this section
 NA No data available

SCN Saddle cloth number
 DNF Did not finish
 DNT Did not track



Horse/Jockey Name	Expectant
Final Rank	1
Fastest Section Time (Section)	0:11.51 (400m)
Top Speed [km/h] (Section)	64.6 (600m)
Race State	Finished



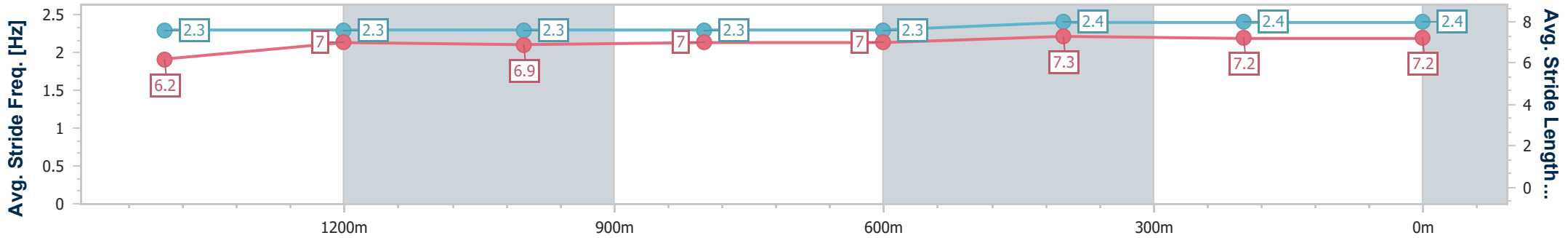
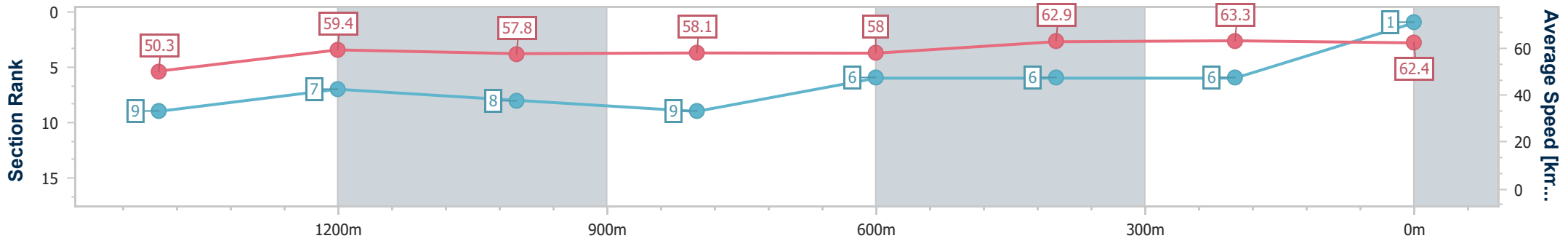
Ipswich QLD Professional
Race 7: 407 SOCIAL CLUB BENCHMARK 70 Handicap - 1666m



04 January 2025 - 15:45

Track Rating: Soft 5, Weather: Fine, Rail Position: True

Section	Overall	1400m	1200m	1000m	800m	600m	400m	200m
Section Times	1:43.22 [1] (0:19.04)	1:24.18 [9] (0:12.13)	1:12.05 [7] (0:12.53)	0:59.52 [8] (0:12.42)	0:47.10 [9] (0:12.50)	0:34.60 [6] (0:11.55)	0:23.05 [6] (0:11.51)	0:11.54 [6] (0:11.54)
Average Speed [km/h]	50.3	59.4	57.8	58.1	58.0	62.9	63.3	62.4
Top Speed [km/h]	61.7	60.7	58.8	59.0	60.0	64.6	64.5	63.3
Avg. Dist. to Rail [m]	6.3	0.2	0.8	1.7	1.8	1.9	4.4	5.6
Avg. Stride Freq. [Hz]	2.3	2.3	2.3	2.3	2.3	2.4	2.4	2.4
Avg. Stride Length [m]	6.2	7.0	6.9	7.0	7.0	7.3	7.2	7.2



- [] Ranking at each section and finish
- .-.- No data available at this section
- NA No data available



Horse/Jockey Name	Miss Chenery
Final Rank	2
Fastest Section Time (Section)	0:11.27 (400m)
Top Speed [km/h] (Section)	64.4 (400m)
Race State	Finished



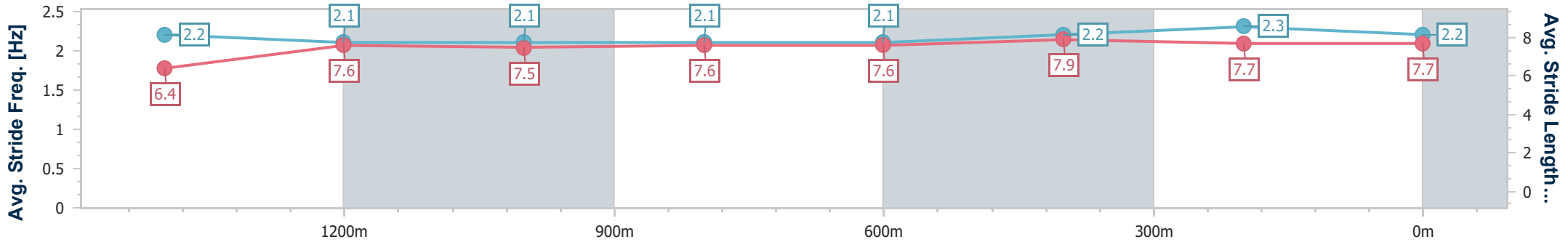
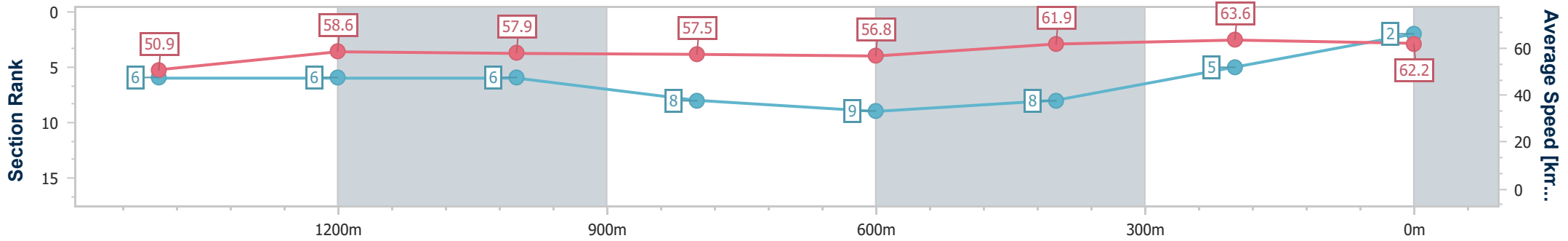
Ipswich QLD Professional
Race 7: 407 SOCIAL CLUB BENCHMARK 70 Handicap - 1666m



04 January 2025 - 15:45

Track Rating: Soft 5, Weather: Fine, Rail Position: True

Section	Overall	1400m	1200m	1000m	800m	600m	400m	200m					
Section Times	1:43.25 [2] (0:18.84)	1:24.41 [6] (0:12.26)	1:12.15 [6] (0:12.46)	0:59.69 [6] (0:12.54)	0:47.15 [8] (0:12.69)	0:34.46 [9] (0:11.60)	0:22.86 [8] (0:11.27)	0:11.59 [5]					
Average Speed [km/h]	50.9	58.6	57.9	57.5	56.8	61.9	63.6	62.2					
Top Speed [km/h]	62.7	59.9	58.5	59.1	58.4	63.9	64.4	64.4					
Avg. Dist. to Rail [m]	4.0	0.5	0.6	1.5	0.6	0.8	0.5	2.8					
Avg. Stride Freq. [Hz]	2.2	2.1	2.1	2.1	2.1	2.2	2.3	2.2					
Avg. Stride Length [m]	6.4	7.6	7.5	7.6	7.6	7.9	7.7	7.7					



- [] Ranking at each section and finish
- .-.- No data available at this section
- NA No data available



Horse/Jockey Name	Wowit's Willywonka
Final Rank	3
Fastest Section Time (Section)	0:11.75 (600m)
Top Speed [km/h] (Section)	64.2 (Overall)
Race State	Finished



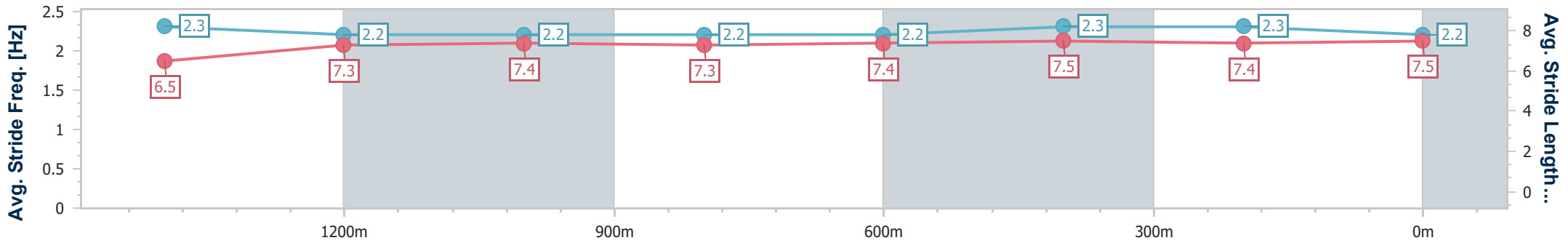
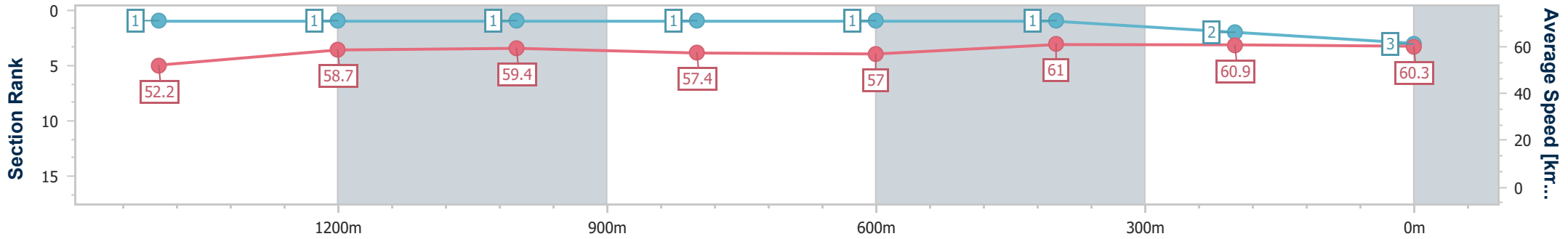
Ipswich QLD Professional
Race 7: 407 SOCIAL CLUB BENCHMARK 70 Handicap - 1666m



04 January 2025 - 15:45

Track Rating: Soft 5, Weather: Fine, Rail Position: True

Section	Overall	1400m	1200m	1000m	800m	600m	400m	200m
Section Times	1:43.29 [3] (0:18.34)	1:24.95 [1] (0:12.21)	1:12.74 [1] (0:12.04)	1:00.70 [1] (0:12.56)	0:48.14 [1] (0:12.65)	0:35.49 [1] (0:11.75)	0:23.74 [1] (0:11.82)	0:11.92 [2] (0:11.92)
Average Speed [km/h]	52.2	58.7	59.4	57.4	57.0	61.0	60.9	60.3
Top Speed [km/h]	64.2	61.4	60.3	60.0	59.9	62.1	61.5	61.0
Avg. Dist. to Rail [m]	2.1	1.6	0.9	0.4	0.3	0.5	0.6	0.9
Avg. Stride Freq. [Hz]	2.3	2.2	2.2	2.2	2.2	2.3	2.3	2.2
Avg. Stride Length [m]	6.5	7.3	7.4	7.3	7.4	7.5	7.4	7.5



- [] Ranking at each section and finish
- .-.-.- No data available at this section
- NA No data available



Horse/Jockey Name	Cold One
Final Rank	4
Fastest Section Time (Section)	0:11.50 (400m)
Top Speed [km/h] (Section)	64.0 (400m)
Race State	Finished



Ipswich QLD Professional

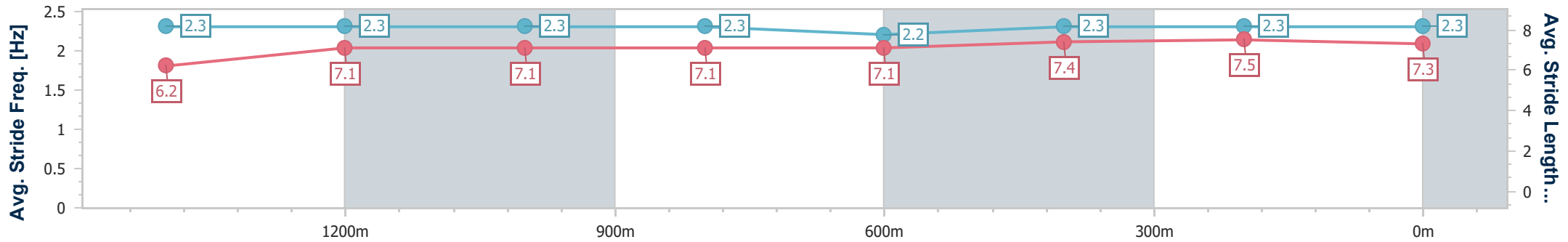
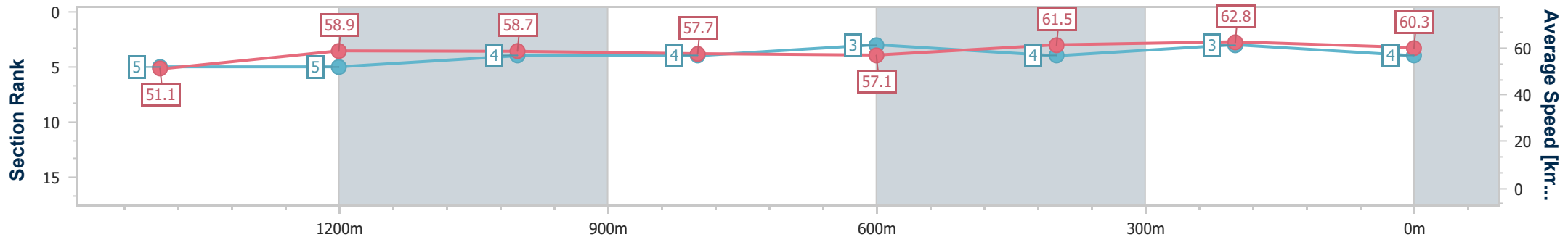
Race 7: 407 SOCIAL CLUB BENCHMARK 70 Handicap - 1666m



04 January 2025 - 15:45

Track Rating: Soft 5, Weather: Fine, Rail Position: True

Section	Overall	1400m	1200m	1000m	800m	600m	400m	200m
Section Times	1:43.32 [4] (0:18.72)	1:24.60 [5] (0:12.20)	1:12.40 [5] (0:12.21)	1:00.19 [4] (0:12.44)	0:47.75 [4] (0:12.61)	0:35.14 [3] (0:11.71)	0:23.43 [4] (0:11.50)	0:11.93 [3]
Average Speed [km/h]	51.1	58.9	58.7	57.7	57.1	61.5	62.8	60.3
Top Speed [km/h]	61.9	60.6	59.5	58.9	58.5	62.5	64.0	62.9
Avg. Dist. to Rail [m]	1.3	0.7	1.1	0.4	0.5	0.4	1.1	2.6
Avg. Stride Freq. [Hz]	2.3	2.3	2.3	2.3	2.2	2.3	2.3	2.3
Avg. Stride Length [m]	6.2	7.1	7.1	7.1	7.1	7.4	7.5	7.3



- [] Ranking at each section and finish
- .-.- No data available at this section
- NA No data available



Horse/Jockey Name	Believe So
Final Rank	5
Fastest Section Time (Section)	0:11.73 (400m)
Top Speed [km/h] (Section)	62.3 (Overall)
Race State	Finished

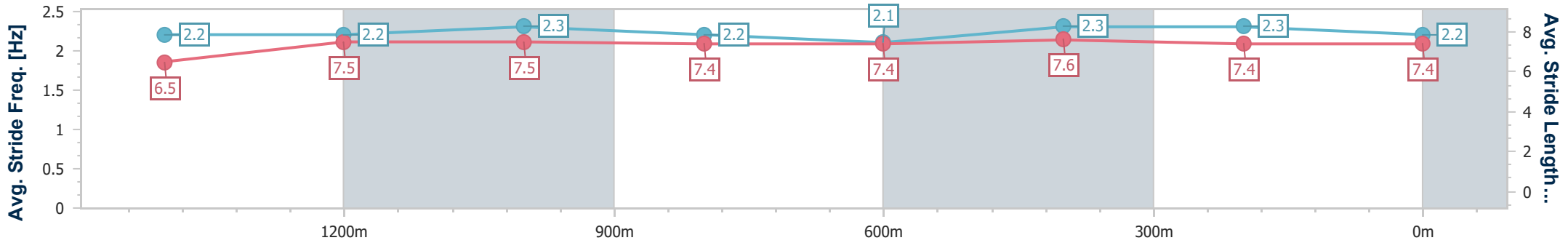
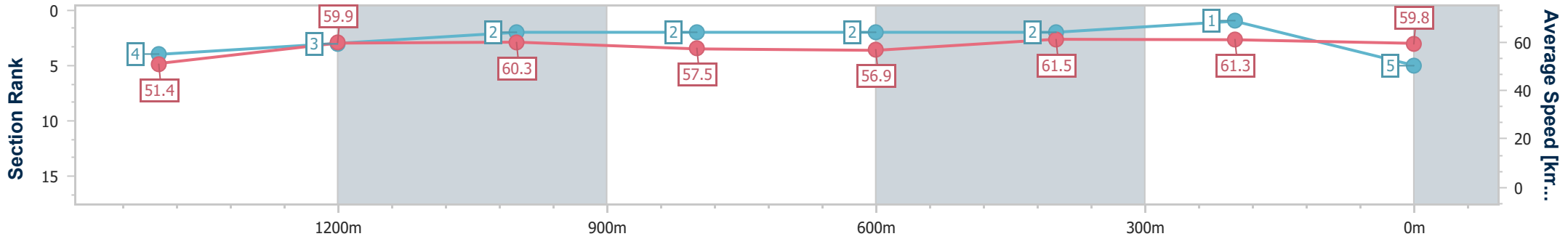


Ipswich QLD Professional
Race 7: 407 SOCIAL CLUB BENCHMARK 70 Handicap - 1666m



04 January 2025 - 15:45
Track Rating: Soft 5, Weather: Fine, Rail Position: True

Section	Overall	1400m	1200m	1000m	800m	600m	400m	200m
Section Times	1:43.38 [5] (0:18.67)	1:24.71 [4] (0:12.03)	1:12.68 [3] (0:11.93)	1:00.75 [2] (0:12.58)	0:48.17 [2] (0:12.65)	0:35.52 [2] (0:11.74)	0:23.78 [2] (0:11.73)	0:12.05 [1] (0:12.05)
Average Speed [km/h]	51.4	59.9	60.3	57.5	56.9	61.5	61.3	59.8
Top Speed [km/h]	62.3	61.4	61.7	58.7	59.2	62.3	62.1	60.8
Avg. Dist. to Rail [m]	5.9	0.5	0.3	0.7	0.3	0.2	0.6	2.0
Avg. Stride Freq. [Hz]	2.2	2.2	2.3	2.2	2.1	2.3	2.3	2.2
Avg. Stride Length [m]	6.5	7.5	7.5	7.4	7.4	7.6	7.4	7.4



- [] Ranking at each section and finish
- .-.- No data available at this section
- NA No data available



Horse/Jockey Name	Clipper Ship
Final Rank	6
Fastest Section Time (Section)	0:11.56 (400m)
Top Speed [km/h] (Section)	65.6 (200m)
Race State	Finished



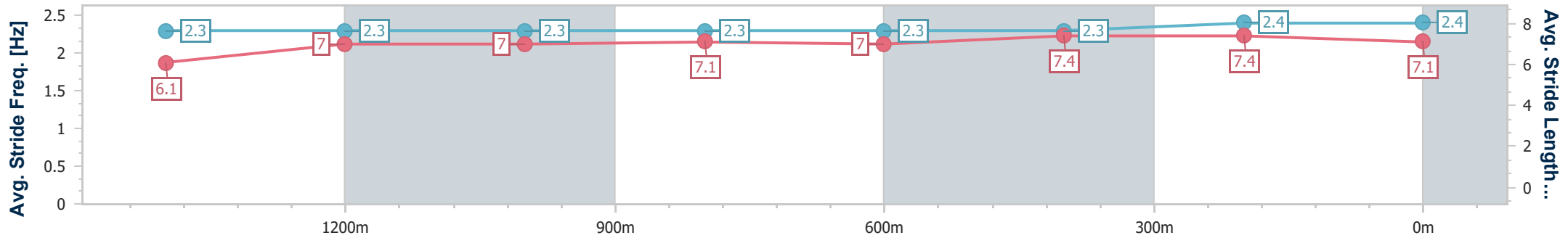
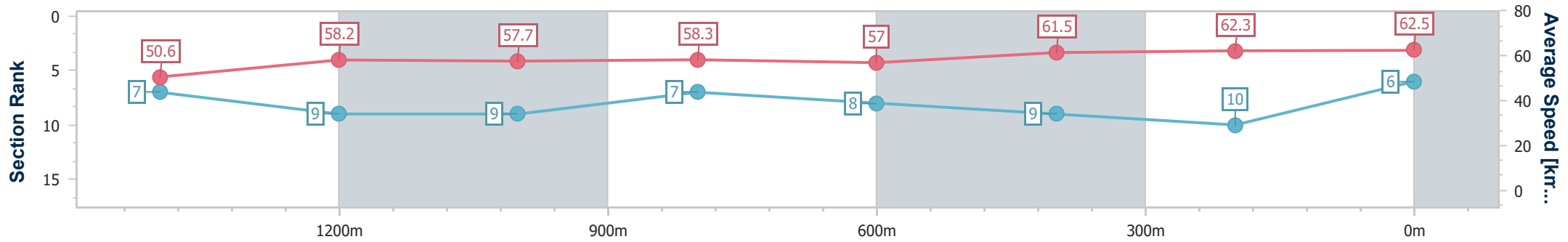
Ipswich QLD Professional
Race 7: 407 SOCIAL CLUB BENCHMARK 70 Handicap - 1666m



04 January 2025 - 15:45

Track Rating: Soft 5, Weather: Fine, Rail Position: True

Section	Overall	1400m	1200m	1000m	800m	600m	400m	200m
Section Times	1:43.54 [6] (0:18.95)	1:24.59 [7] (0:12.33)	1:12.26 [9] (0:12.47)	0:59.79 [9] (0:12.33)	0:47.46 [7] (0:12.66)	0:34.80 [8] (0:11.68)	0:23.12 [9] (0:11.56)	0:11.56 [10] (0:11.56)
Average Speed [km/h]	50.6	58.2	57.7	58.3	57.0	61.5	62.3	62.5
Top Speed [km/h]	61.1	58.9	59.2	59.4	58.1	64.2	63.1	65.6
Avg. Dist. to Rail [m]	3.6	1.0	0.4	0.3	0.3	0.4	0.3	0.8
Avg. Stride Freq. [Hz]	2.3	2.3	2.3	2.3	2.3	2.3	2.4	2.4
Avg. Stride Length [m]	6.1	7.0	7.0	7.1	7.0	7.4	7.4	7.1



- [] Ranking at each section and finish
- .-.- No data available at this section
- NA No data available



Horse/Jockey Name	Magadan
Final Rank	7
Fastest Section Time (Section)	0:11.51 (400m)
Top Speed [km/h] (Section)	64.0 (400m)
Race State	Finished



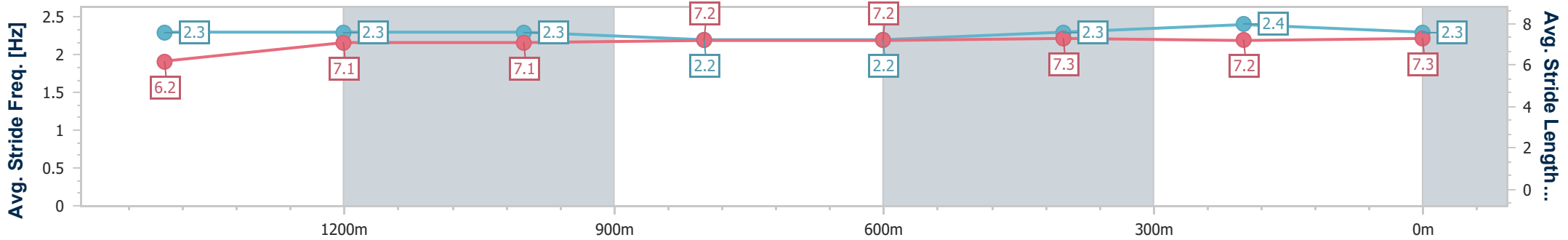
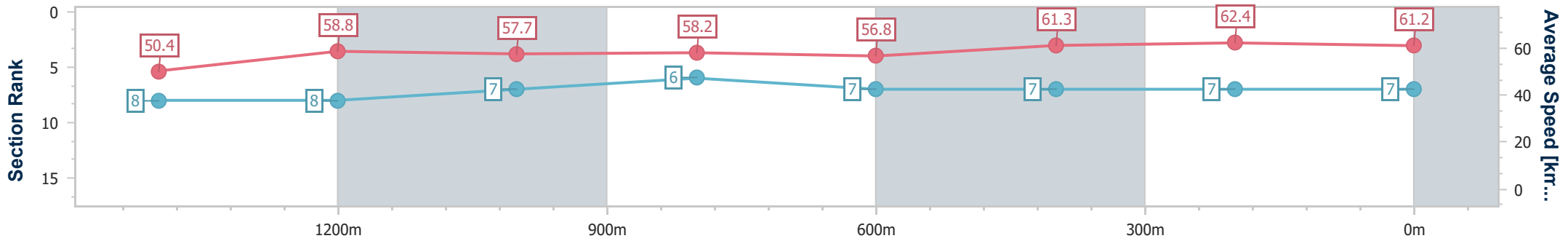
Ipswich QLD Professional
Race 7: 407 SOCIAL CLUB BENCHMARK 70 Handicap - 1666m



04 January 2025 - 15:45

Track Rating: Soft 5, Weather: Fine, Rail Position: True

Section	Overall	1400m	1200m	1000m	800m	600m	400m	200m
Section Times	1:43.60 [7] (0:19.01)	1:24.59 [8] (0:12.19)	1:12.40 [8] (0:12.43)	0:59.97 [7] (0:12.39)	0:47.58 [6] (0:12.60)	0:34.98 [7] (0:11.69)	0:23.29 [7] (0:11.51)	0:11.78 [7] (0:11.78)
Average Speed [km/h]	50.4	58.8	57.7	58.2	56.8	61.3	62.4	61.2
Top Speed [km/h]	61.2	60.0	58.5	59.3	58.1	62.9	64.0	64.0
Avg. Dist. to Rail [m]	2.1	1.2	0.8	0.3	1.1	1.2	0.6	1.1
Avg. Stride Freq. [Hz]	2.3	2.3	2.3	2.2	2.2	2.3	2.4	2.3
Avg. Stride Length [m]	6.2	7.1	7.1	7.2	7.2	7.3	7.2	7.3



- [] Ranking at each section and finish
- .-.- No data available at this section
- NA No data available



Horse/Jockey Name	The Deputy
Final Rank	8
Fastest Section Time (Section)	0:11.25 (400m)
Top Speed [km/h] (Section)	65.6 (400m)
Race State	Finished



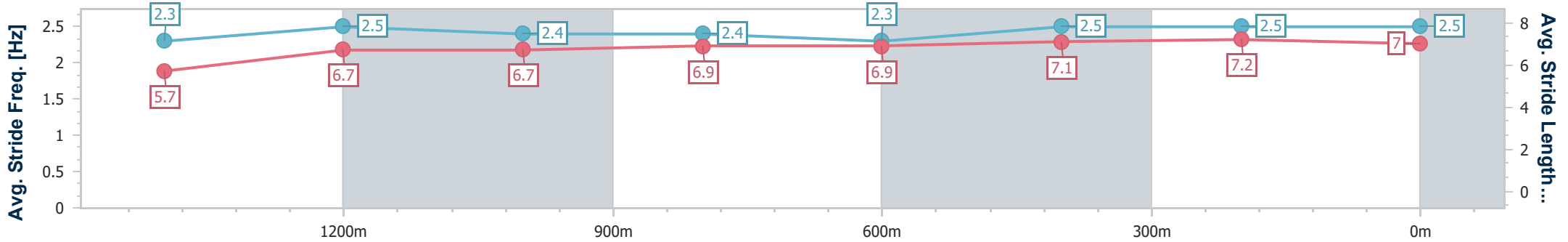
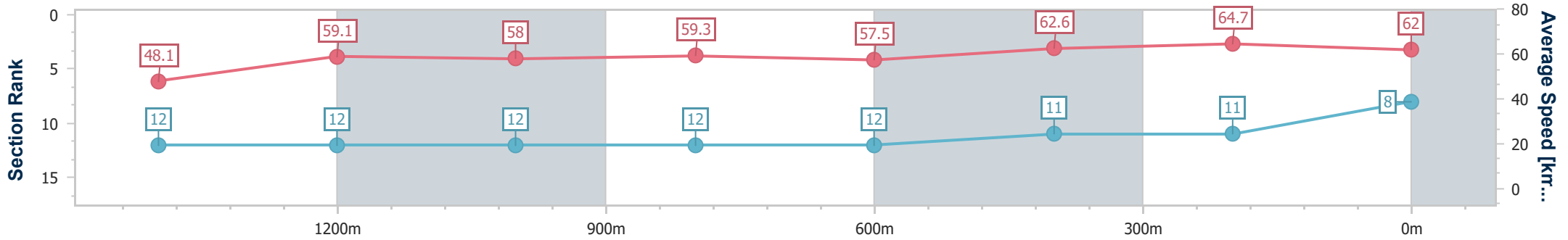
Ipswich QLD Professional
Race 7: 407 SOCIAL CLUB BENCHMARK 70 Handicap - 1666m



04 January 2025 - 15:45

Track Rating: Soft 5, Weather: Fine, Rail Position: True

Section	Overall	1400m	1200m	1000m	800m	600m	400m	200m
Section Times	1:43.61 [8] (0:19.98)	1:23.63 [12] (0:12.09)	1:11.54 [12] (0:12.43)	0:59.11 [12] (0:12.14)	0:46.97 [12] (0:12.52)	0:34.45 [12] (0:11.59)	0:22.86 [11] (0:11.25)	0:11.61 [11] (0:11.61)
Average Speed [km/h]	48.1	59.1	58.0	59.3	57.5	62.6	64.7	62.0
Top Speed [km/h]	61.3	61.0	59.5	60.4	59.2	65.4	65.6	63.4
Avg. Dist. to Rail [m]	6.3	1.2	0.5	1.0	0.3	1.2	3.5	6.2
Avg. Stride Freq. [Hz]	2.3	2.5	2.4	2.4	2.3	2.5	2.5	2.5
Avg. Stride Length [m]	5.7	6.7	6.7	6.9	6.9	7.1	7.2	7.0



- [] Ranking at each section and finish
- .-.- No data available at this section
- NA No data available



Horse/Jockey Name	Evocator
Final Rank	9
Fastest Section Time (Section)	0:11.14 (400m)
Top Speed [km/h] (Section)	66.0 (400m)
Race State	Finished



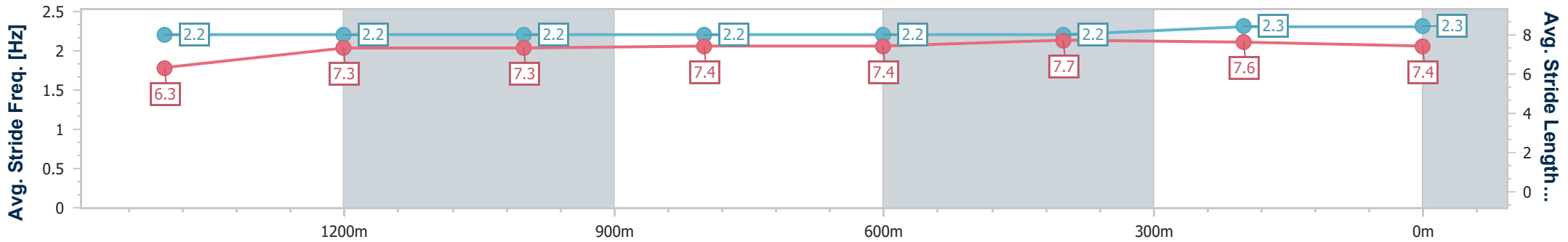
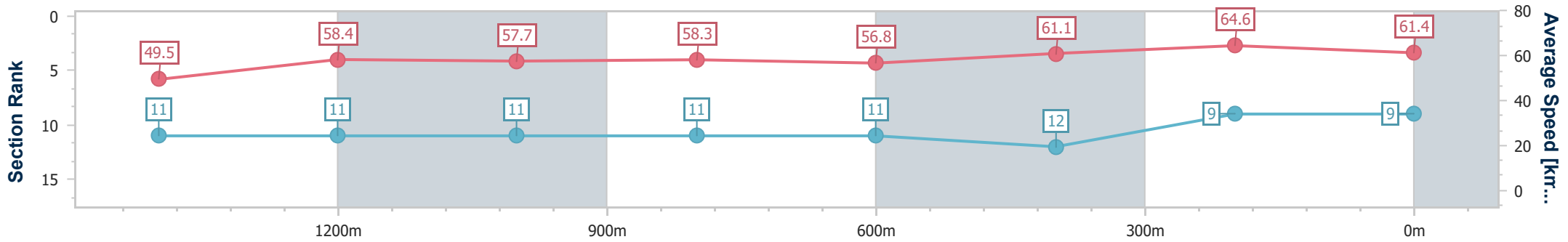
Ipswich QLD Professional
Race 7: 407 SOCIAL CLUB BENCHMARK 70 Handicap - 1666m



04 January 2025 - 15:45

Track Rating: Soft 5, Weather: Fine, Rail Position: True

Section	Overall	1400m	1200m	1000m	800m	600m	400m	200m
Section Times	1:43.65 [9] (0:19.42)	1:24.23 [11] (0:12.21)	1:12.02 [11] (0:12.43)	0:59.59 [11] (0:12.36)	0:47.23 [11] (0:12.66)	0:34.57 [11] (0:11.75)	0:22.82 [12] (0:11.14)	0:11.68 [9] (0:11.68)
Average Speed [km/h]	49.5	58.4	57.7	58.3	56.8	61.1	64.6	61.4
Top Speed [km/h]	62.1	60.0	58.6	59.2	57.7	63.7	66.0	65.0
Avg. Dist. to Rail [m]	3.9	1.7	0.8	0.2	0.2	0.8	0.8	0.6
Avg. Stride Freq. [Hz]	2.2	2.2	2.2	2.2	2.2	2.2	2.3	2.3
Avg. Stride Length [m]	6.3	7.3	7.3	7.4	7.4	7.7	7.6	7.4



- [] Ranking at each section and finish
- .-.- No data available at this section
- NA No data available



Horse/Jockey Name	Kiptanui
Final Rank	10
Fastest Section Time (Section)	0:11.68 (600m)
Top Speed [km/h] (Section)	63.5 (Overall)
Race State	Finished



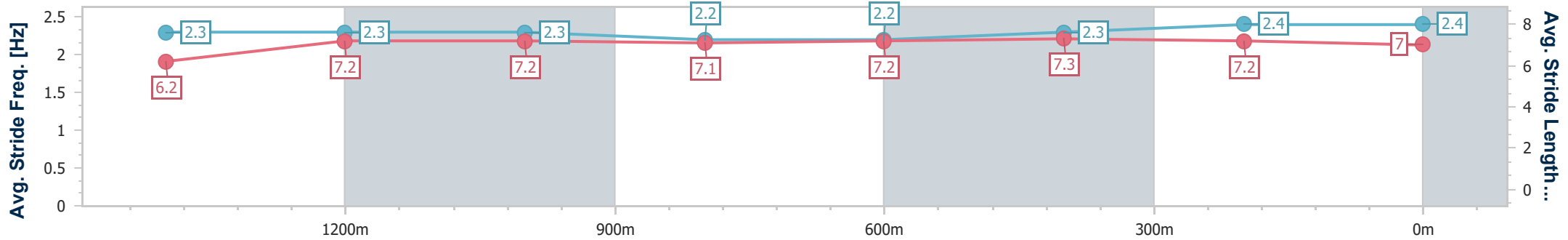
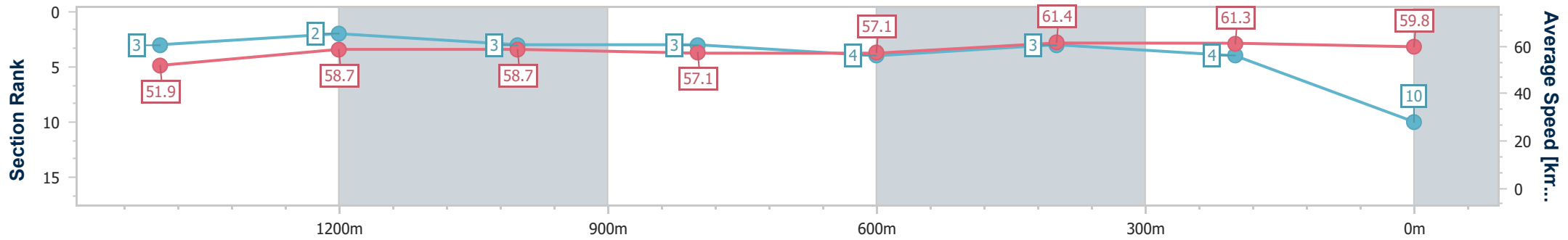
Ipswich QLD Professional
Race 7: 407 SOCIAL CLUB BENCHMARK 70 Handicap - 1666m



04 January 2025 - 15:45

Track Rating: Soft 5, Weather: Fine, Rail Position: True

Section	Overall	1400m	1200m	1000m	800m	600m	400m	200m
Section Times	1:43.68 [10] (0:18.41)	1:25.27 [3] (0:12.27)	1:13.00 [2] (0:12.27)	1:00.73 [3] (0:12.60)	0:48.13 [3] (0:12.64)	0:35.49 [4] (0:11.68)	0:23.81 [3] (0:11.79)	0:12.02 [4] (0:12.02)
Average Speed [km/h]	51.9	58.7	58.7	57.1	57.1	61.4	61.3	59.8
Top Speed [km/h]	63.5	60.4	59.5	59.4	58.9	63.1	62.7	62.0
Avg. Dist. to Rail [m]	2.9	0.7	0.3	0.9	0.3	0.5	1.5	4.4
Avg. Stride Freq. [Hz]	2.3	2.3	2.3	2.2	2.2	2.3	2.4	2.4
Avg. Stride Length [m]	6.2	7.2	7.2	7.1	7.2	7.3	7.2	7.0



- [] Ranking at each section and finish
- .-.- No data available at this section
- NA No data available



Horse/Jockey Name	Harmony Reigns
Final Rank	11
Fastest Section Time (Section)	0:11.61 (600m)
Top Speed [km/h] (Section)	64.3 (600m)
Race State	Finished



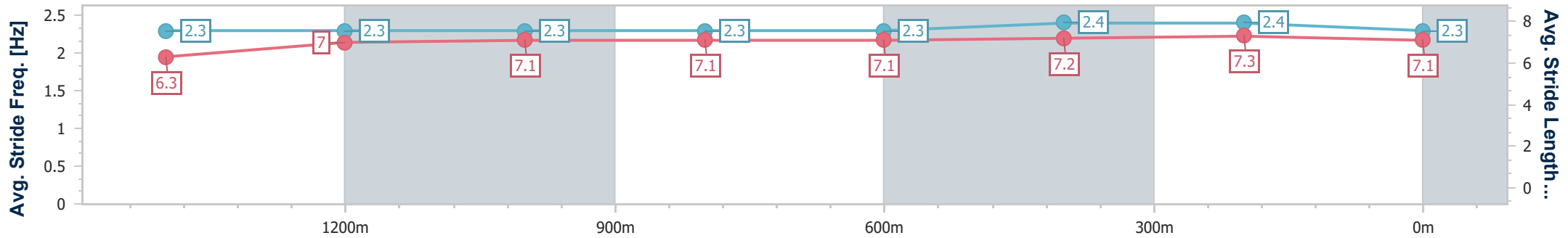
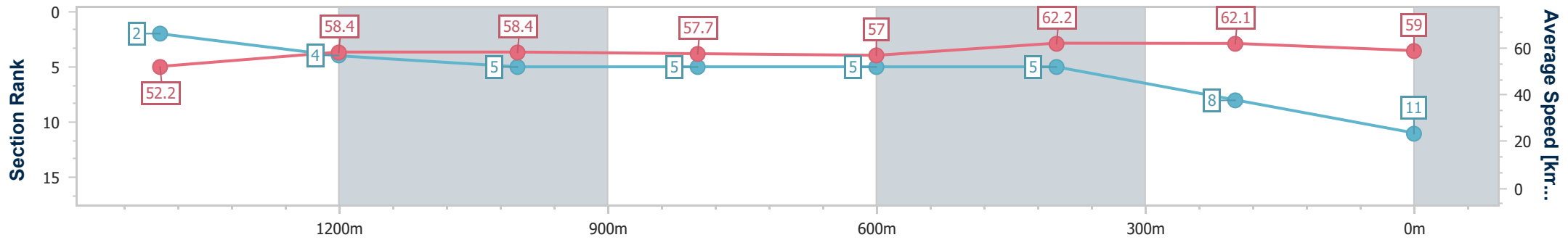
Ipswich QLD Professional
Race 7: 407 SOCIAL CLUB BENCHMARK 70 Handicap - 1666m



04 January 2025 - 15:45

Track Rating: Soft 5, Weather: Fine, Rail Position: True

Section	Overall	1400m	1200m	1000m	800m	600m	400m	200m
Section Times	1:44.03 [11] (0:18.41)	1:25.62 [2] (0:12.39)	1:13.23 [4] (0:12.45)	1:00.78 [5] (0:12.58)	0:48.20 [5] (0:12.68)	0:35.52 [5] (0:11.61)	0:23.91 [5] (0:11.73)	0:12.18 [8]
Average Speed [km/h]	52.2	58.4	58.4	57.7	57.0	62.2	62.1	59.0
Top Speed [km/h]	62.3	59.8	59.2	58.8	58.2	64.3	63.2	61.1
Avg. Dist. to Rail [m]	7.9	1.5	2.1	2.6	1.8	1.2	2.8	5.1
Avg. Stride Freq. [Hz]	2.3	2.3	2.3	2.3	2.3	2.4	2.4	2.3
Avg. Stride Length [m]	6.3	7.0	7.1	7.1	7.1	7.2	7.3	7.1



- [] Ranking at each section and finish
- .-.- No data available at this section
- NA No data available



Horse/Jockey Name	Kingfield
Final Rank	12
Fastest Section Time (Section)	0:11.66 (400m)
Top Speed [km/h] (Section)	63.0 (400m)
Race State	Finished

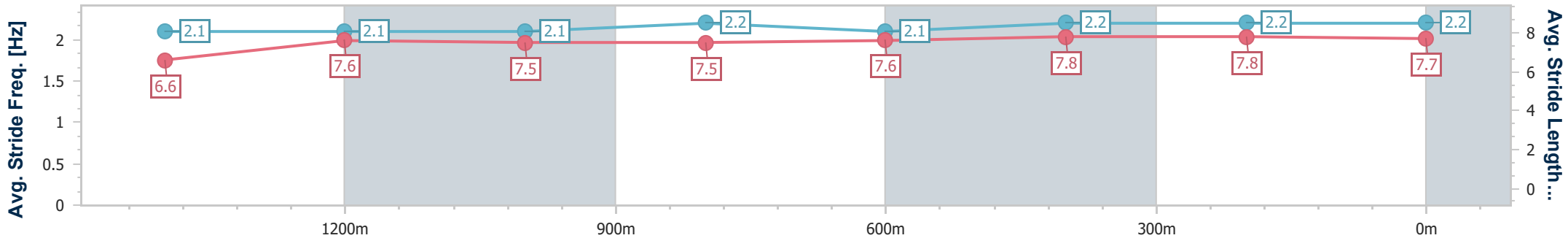
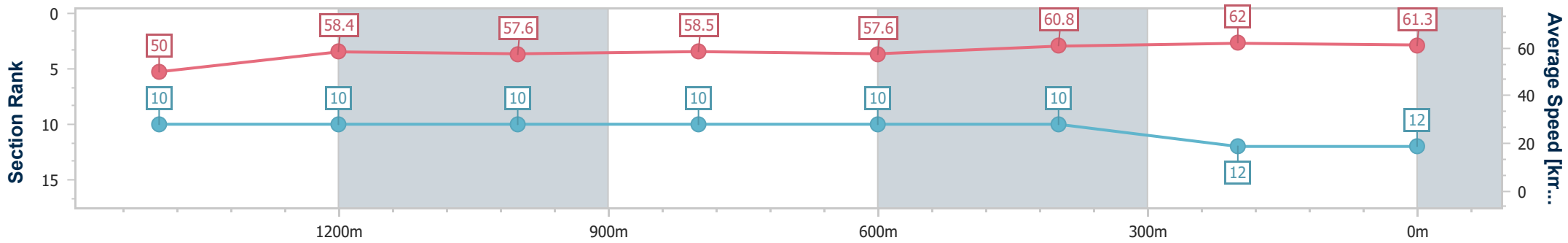


Ipswich QLD Professional
Race 7: 407 SOCIAL CLUB BENCHMARK 70 Handicap - 1666m



04 January 2025 - 15:45
Track Rating: Soft 5, Weather: Fine, Rail Position: True

Section	Overall	1400m	1200m	1000m	800m	600m	400m	200m
Section Times	1:44.12 [12] (0:19.18)	1:24.94 [10] (0:12.35)	1:12.59 [10] (0:12.51)	1:00.08 [10] (0:12.32)	0:47.76 [10] (0:12.51)	0:35.25 [10] (0:11.81)	0:23.44 [10] (0:11.66)	0:11.78 [12] (0:11.78)
Average Speed [km/h]	50.0	58.4	57.6	58.5	57.6	60.8	62.0	61.3
Top Speed [km/h]	63.0	59.4	58.5	59.3	58.8	63.0	63.0	62.2
Avg. Dist. to Rail [m]	5.0	0.4	0.5	0.9	0.4	0.3	1.7	1.7
Avg. Stride Freq. [Hz]	2.1	2.1	2.1	2.2	2.1	2.2	2.2	2.2
Avg. Stride Length [m]	6.6	7.6	7.5	7.5	7.6	7.8	7.8	7.7



- [] Ranking at each section and finish
- .-.- No data available at this section
- NA No data available



Ipswich QLD Professional

Race 8: IEEC.COM.AU Class 2 Handicap - 1200m

04 January 2025 - 16:25



Track Rating: Soft 5, Weather: Fine, Rail Position: True

Section		Overall	1000m	800m	600m	400m	200m	Last 600m					
Field Times		1:10.12 (0:13.72)	0:56.40 (0:10.85)	0:45.55 (0:10.94)	0:34.61 (0:11.11)	0:23.50 (0:11.35)	0:12.15 (0:12.15)	0:34.61					
Rank	TAB Horse/Jockey	Barrier	Top Speed [km/h]	Fastest Section	Margin							Distance Travelled [m]	
1	12 PROVANCE Ryan Wiggins	6	68.5 1000m	0:10.82 1000m	1:10.12 [1] (0:13.89)	0:56.23 [2] (0:10.82)	0:45.41 [2] (0:10.95)	0:34.46 [2] (0:10.96)	0:23.50 [1] (0:11.35)	0:12.15 [1] (0:12.15)	1:10.12	0:34.46	
2	5 PINK CASHMERE Jace McMurray	2	67.6 1000m	0:10.74 1000m	1:10.57 [2] (0:14.01)	0:56.56 [3] (0:10.74)	0:45.82 [3] (0:11.01)	0:34.81 [3] (0:11.08)	0:23.73 [3] (0:11.49)	0:12.24 [2] (0:12.24)	2.65L	0:34.81	+0
3	1 BLACK MINTO Adin Thompson	8	67.9 1000m	0:10.85 1000m	1:10.62 [3] (0:13.72)	0:56.90 [1] (0:10.85)	0:46.05 [1] (0:10.94)	0:35.11 [1] (0:11.12)	0:23.99 [2] (0:11.71)	0:12.28 [3] (0:12.28)	2.94L	0:35.11	-2
4	11 ISLE ORNSAY Luke Dempsey	3	70.1 600m	0:10.78 1000m	1:10.95 [4] (0:14.09)	0:56.86 [4] (0:10.78)	0:46.08 [4] (0:10.93)	0:35.15 [4] (0:11.04)	0:24.11 [4] (0:11.87)	0:12.24 [4] (0:12.24)	4.86L	0:35.15	+4
5	7 INTEGRITY LANE Justin Huxtable	4	67.1 1000m	0:10.82 1000m	1:11.11 [5] (0:14.39)	0:56.72 [6] (0:10.82)	0:45.90 [5] (0:11.00)	0:34.90 [5] (0:10.97)	0:23.93 [5] (0:11.63)	0:12.30 [5] (0:12.30)	5.83L	0:34.90	-3
6	13 SIBELIUS Dan McGillivray	5	66.0 1000m	0:10.98 1000m	1:11.25 [6] (0:14.33)	0:56.92 [5] (0:10.98)	0:45.94 [6] (0:11.11)	0:34.83 [6] (0:11.17)	0:23.66 [6] (0:11.77)	0:11.89 [6] (0:11.89)	6.64L	0:34.83	-2
7	8 REVELAIDE Michael Cahill	1	64.3 1000m	0:11.25 1000m	1:13.26 [7] (0:14.84)	0:58.42 [7] (0:11.25)	0:47.17 [7] (0:11.36)	0:35.81 [7] (0:11.63)	0:24.18 [7] (0:11.93)	0:12.25 [7] (0:12.25)	18.43L	0:35.81	-2

Scratched: Three Gongs (#6), Singular (#9), Deep Fury (#18), Golden Gate (#4), Starlea (#14), Pangaea (#15), Born Fearless (#17), Monazel (#20), Secret Spy (#16), The Power Of One (#19), Boom In The Dark

[] Ranking at each section and finish
 -:-:- No data available at this section
 NA No data available

SCN Saddle cloth number
 DNF Did not finish
 DNT Did not track



Horse/Jockey Name	Provance
Final Rank	1
Fastest Section Time (Section)	0:10.82 (1000m)
Top Speed [km/h] (Section)	68.5 (1000m)
Race State	Finished



Ipswich QLD Professional

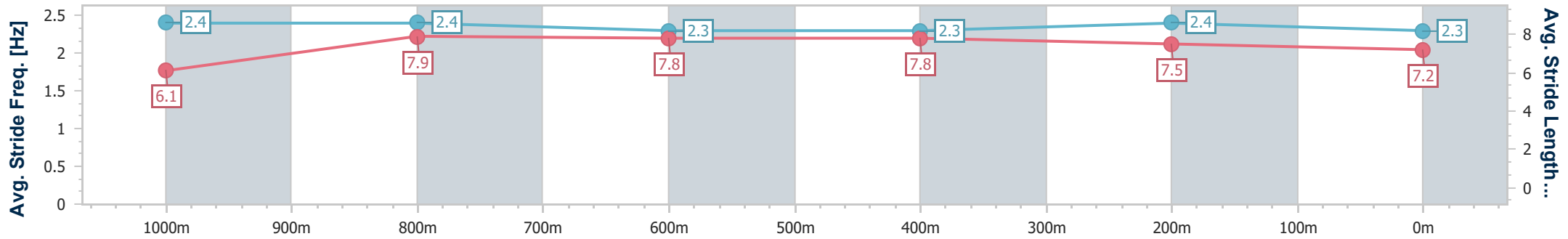
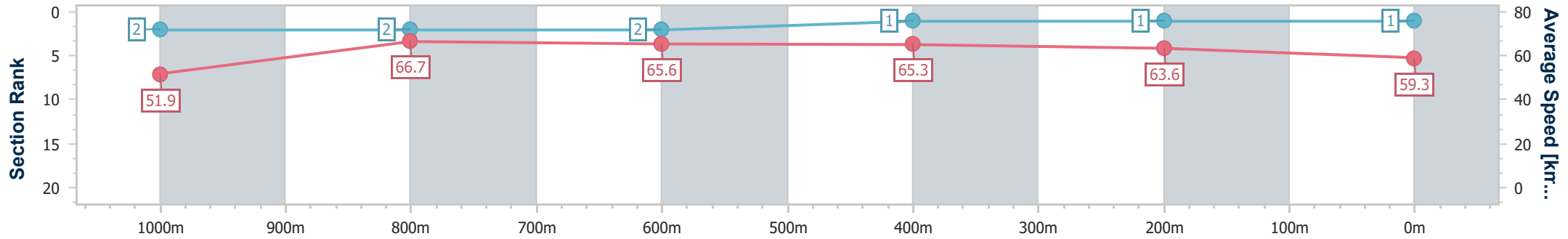
Race 8: IEEC.COM.AU Class 2 Handicap - 1200m

04 January 2025 - 16:25



Track Rating: Soft 5, Weather: Fine, Rail Position: True

Section	Overall	1000m	800m	600m	400m	200m
Section Times	1:10.12 [1] (0:13.89)	0:56.23 [2] (0:10.82)	0:45.41 [2] (0:10.95)	0:34.46 [2] (0:10.96)	0:23.50 [1] (0:11.35)	0:12.15 [1] (0:12.15)
Average Speed [km/h]	51.9	66.7	65.6	65.3	63.6	59.3
Top Speed [km/h]	68.3	68.5	66.5	66.6	65.8	62.7
Avg. Dist. to Rail [m]	4.4	0.5	0.9	0.7	1.1	0.3
Avg. Stride Freq. [Hz]	2.4	2.4	2.3	2.3	2.4	2.3
Avg. Stride Length [m]	6.1	7.9	7.8	7.8	7.5	7.2



- [] Ranking at each section and finish
- .-.- No data available at this section
- NA No data available



Horse/Jockey Name	Pink Cashmere
Final Rank	2
Fastest Section Time (Section)	0:10.74 (1000m)
Top Speed [km/h] (Section)	67.6 (1000m)
Race State	Finished



Ipswich QLD Professional

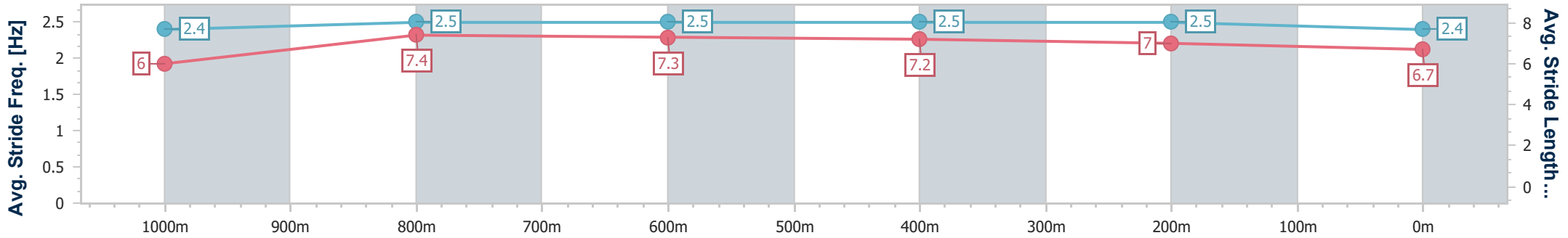
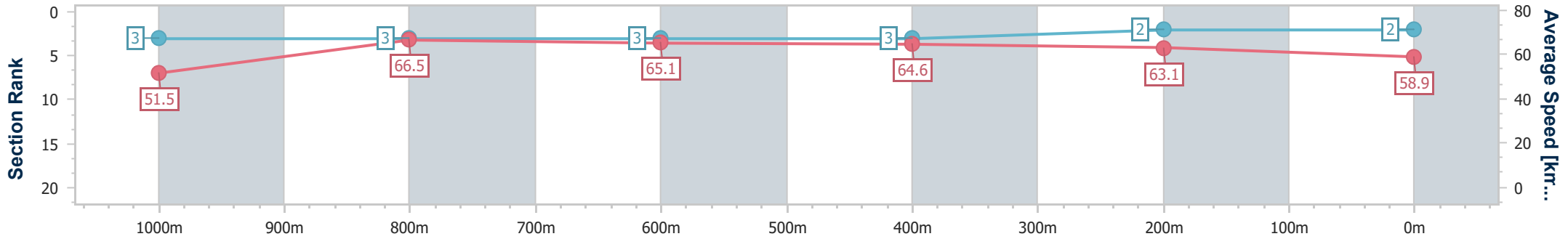
Race 8: IEEC.COM.AU Class 2 Handicap - 1200m

04 January 2025 - 16:25

Track Rating: Soft 5, Weather: Fine, Rail Position: True



Section	Overall	1000m	800m	600m	400m	200m
Section Times	1:10.57 [2] (0:14.01)	0:56.56 [3] (0:10.74)	0:45.82 [3] (0:11.01)	0:34.81 [3] (0:11.08)	0:23.73 [3] (0:11.49)	0:12.24 [2] (0:12.24)
Average Speed [km/h]	51.5	66.5	65.1	64.6	63.1	58.9
Top Speed [km/h]	66.4	67.6	65.5	65.3	64.6	61.3
Avg. Dist. to Rail [m]	1.2	3.0	2.0	0.5	2.5	3.9
Avg. Stride Freq. [Hz]	2.4	2.5	2.5	2.5	2.5	2.4
Avg. Stride Length [m]	6.0	7.4	7.3	7.2	7.0	6.7



- [] Ranking at each section and finish
- .-.-.- No data available at this section
- NA No data available



Horse/Jockey Name	Black Minto
Final Rank	3
Fastest Section Time (Section)	0:10.85 (1000m)
Top Speed [km/h] (Section)	67.9 (1000m)
Race State	Finished



Ipswich QLD Professional

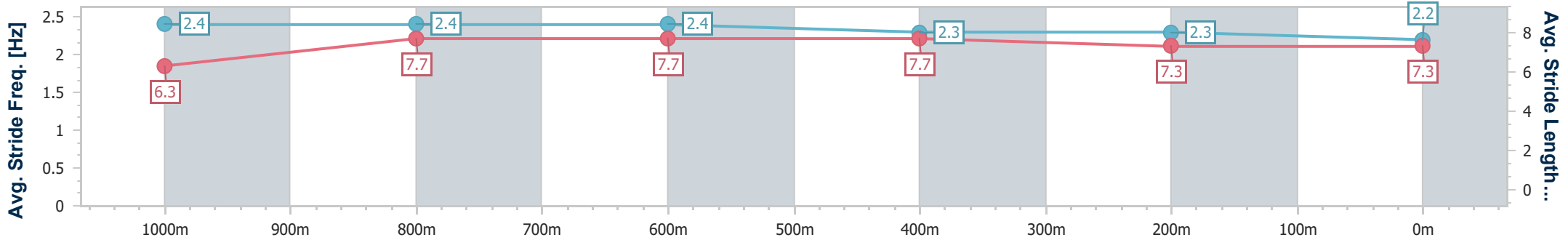
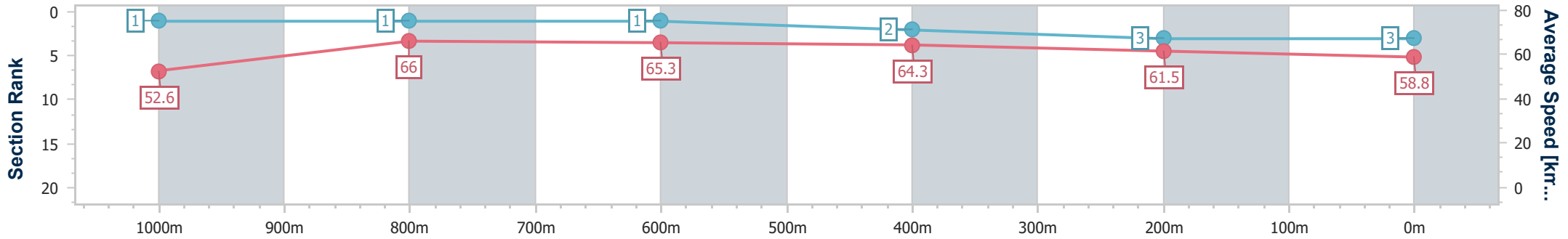
Race 8: IEEC.COM.AU Class 2 Handicap - 1200m

04 January 2025 - 16:25

Track Rating: Soft 5, Weather: Fine, Rail Position: True



Section	Overall	1000m	800m	600m	400m	200m
Section Times	1:10.62 [3] (0:13.72)	0:56.90 [1] (0:10.85)	0:46.05 [1] (0:10.94)	0:35.11 [1] (0:11.12)	0:23.99 [2] (0:11.71)	0:12.28 [3] (0:12.28)
Average Speed [km/h]	52.6	66.0	65.3	64.3	61.5	58.8
Top Speed [km/h]	67.7	67.9	66.4	65.6	63.7	60.6
Avg. Dist. to Rail [m]	3.1	2.3	2.0	1.2	1.0	3.3
Avg. Stride Freq. [Hz]	2.4	2.4	2.4	2.3	2.3	2.2
Avg. Stride Length [m]	6.3	7.7	7.7	7.7	7.3	7.3



- [] Ranking at each section and finish
- .-.- No data available at this section
- NA No data available



Horse/Jockey Name	Isle Ornsay
Final Rank	4
Fastest Section Time (Section)	0:10.78 (1000m)
Top Speed [km/h] (Section)	70.1 (600m)
Race State	Finished



Ipswich QLD Professional

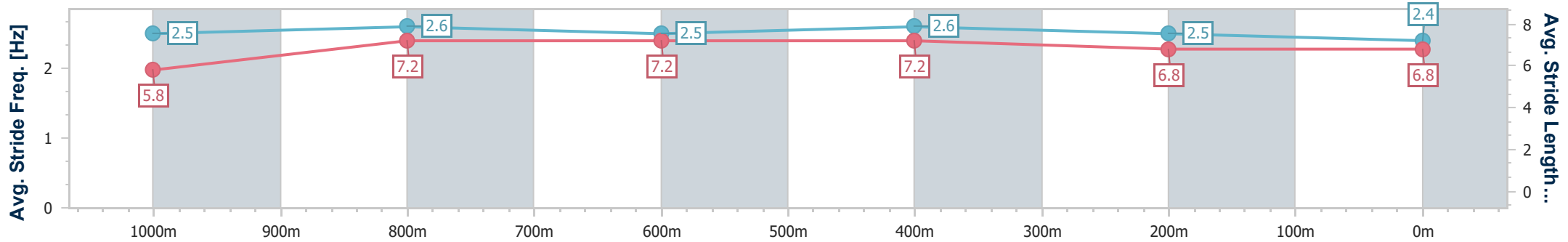
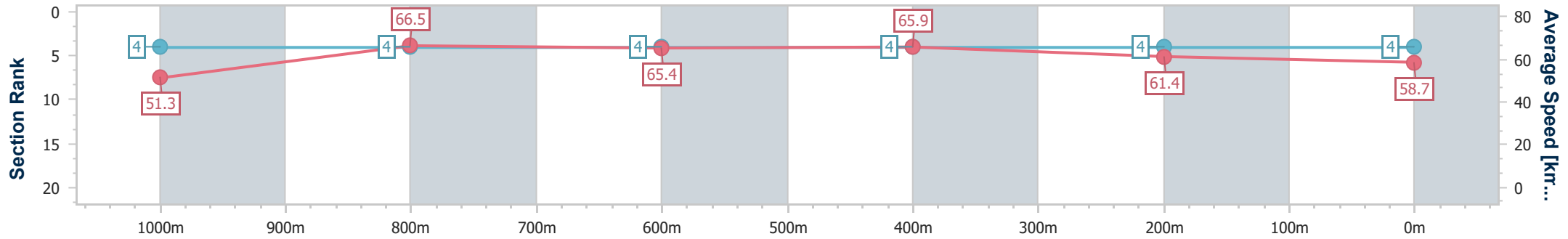
Race 8: IEEC.COM.AU Class 2 Handicap - 1200m

04 January 2025 - 16:25



Track Rating: Soft 5, Weather: Fine, Rail Position: True

Section	Overall	1000m	800m	600m	400m	200m
Section Times	1:10.95 [4] (0:14.09)	0:56.86 [4] (0:10.78)	0:46.08 [4] (0:10.93)	0:35.15 [4] (0:11.04)	0:24.11 [4] (0:11.87)	0:12.24 [4] (0:12.24)
Average Speed [km/h]	51.3	66.5	65.4	65.9	61.4	58.7
Top Speed [km/h]	66.0	67.2	65.8	70.1	63.9	60.2
Avg. Dist. to Rail [m]	1.7	1.4	1.6	1.8	5.1	7.8
Avg. Stride Freq. [Hz]	2.5	2.6	2.5	2.6	2.5	2.4
Avg. Stride Length [m]	5.8	7.2	7.2	7.2	6.8	6.8



- [] Ranking at each section and finish
- .-.- No data available at this section
- NA No data available



Horse/Jockey Name	Integrity Lane
Final Rank	5
Fastest Section Time (Section)	0:10.82 (1000m)
Top Speed [km/h] (Section)	67.1 (1000m)
Race State	Finished



Ipswich QLD Professional

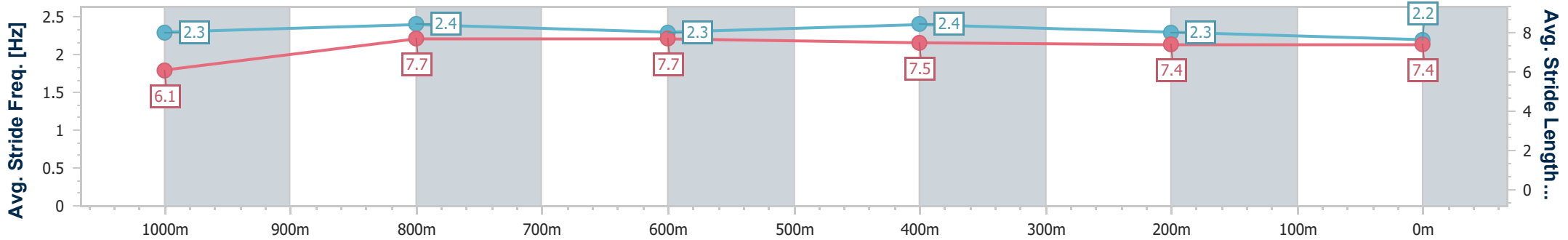
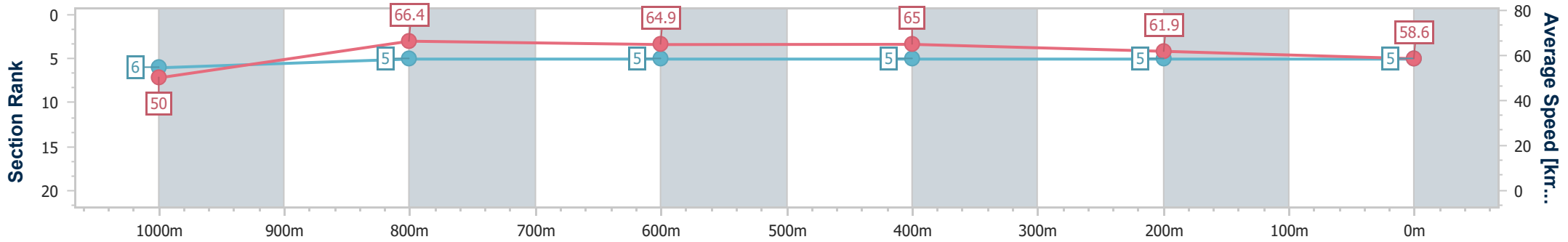
Race 8: IEEC.COM.AU Class 2 Handicap - 1200m

04 January 2025 - 16:25

Track Rating: Soft 5, Weather: Fine, Rail Position: True



Section	Overall	1000m	800m	600m	400m	200m
Section Times	1:11.11 [5] (0:14.39)	0:56.72 [6] (0:10.82)	0:45.90 [5] (0:11.00)	0:34.90 [5] (0:10.97)	0:23.93 [5] (0:11.63)	0:12.30 [5] (0:12.30)
Average Speed [km/h]	50.0	66.4	64.9	65.0	61.9	58.6
Top Speed [km/h]	66.5	67.1	65.8	66.5	63.9	60.7
Avg. Dist. to Rail [m]	2.8	1.4	2.4	1.8	1.1	3.8
Avg. Stride Freq. [Hz]	2.3	2.4	2.3	2.4	2.3	2.2
Avg. Stride Length [m]	6.1	7.7	7.7	7.5	7.4	7.4



- [] Ranking at each section and finish
- .-.- No data available at this section
- NA No data available



Horse/Jockey Name	Sibelius
Final Rank	6
Fastest Section Time (Section)	0:10.98 (1000m)
Top Speed [km/h] (Section)	66.0 (1000m)
Race State	Finished



Ipswich QLD Professional

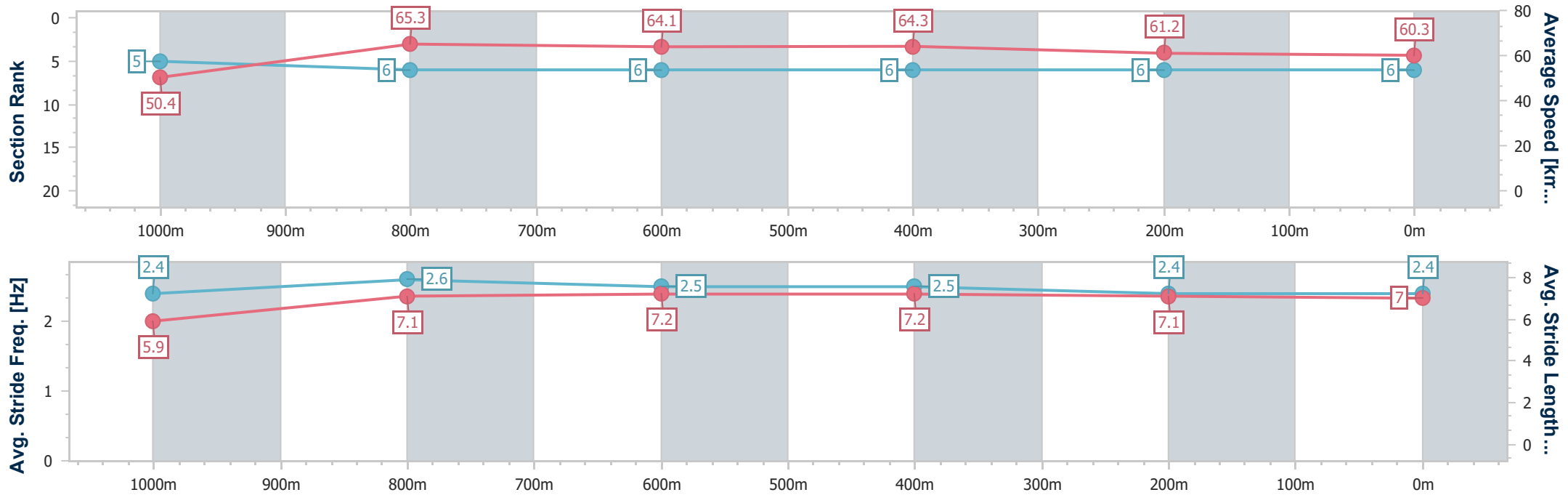
Race 8: IEEC.COM.AU Class 2 Handicap - 1200m

04 January 2025 - 16:25



Track Rating: Soft 5, Weather: Fine, Rail Position: True

Section	Overall	1000m	800m	600m	400m	200m
Section Times	1:11.25 [6] (0:14.33)	0:56.92 [5] (0:10.98)	0:45.94 [6] (0:11.11)	0:34.83 [6] (0:11.17)	0:23.66 [6] (0:11.77)	0:11.89 [6] (0:11.89)
Average Speed [km/h]	50.4	65.3	64.1	64.3	61.2	60.3
Top Speed [km/h]	63.6	66.0	65.2	65.2	62.8	61.7
Avg. Dist. to Rail [m]	2.5	1.7	1.7	1.7	1.8	4.8
Avg. Stride Freq. [Hz]	2.4	2.6	2.5	2.5	2.4	2.4
Avg. Stride Length [m]	5.9	7.1	7.2	7.2	7.1	7.0



- [] Ranking at each section and finish
- .-.- No data available at this section
- NA No data available



Horse/Jockey Name	Revelaide
Final Rank	7
Fastest Section Time (Section)	0:11.25 (1000m)
Top Speed [km/h] (Section)	64.3 (1000m)
Race State	Finished



Ipswich QLD Professional

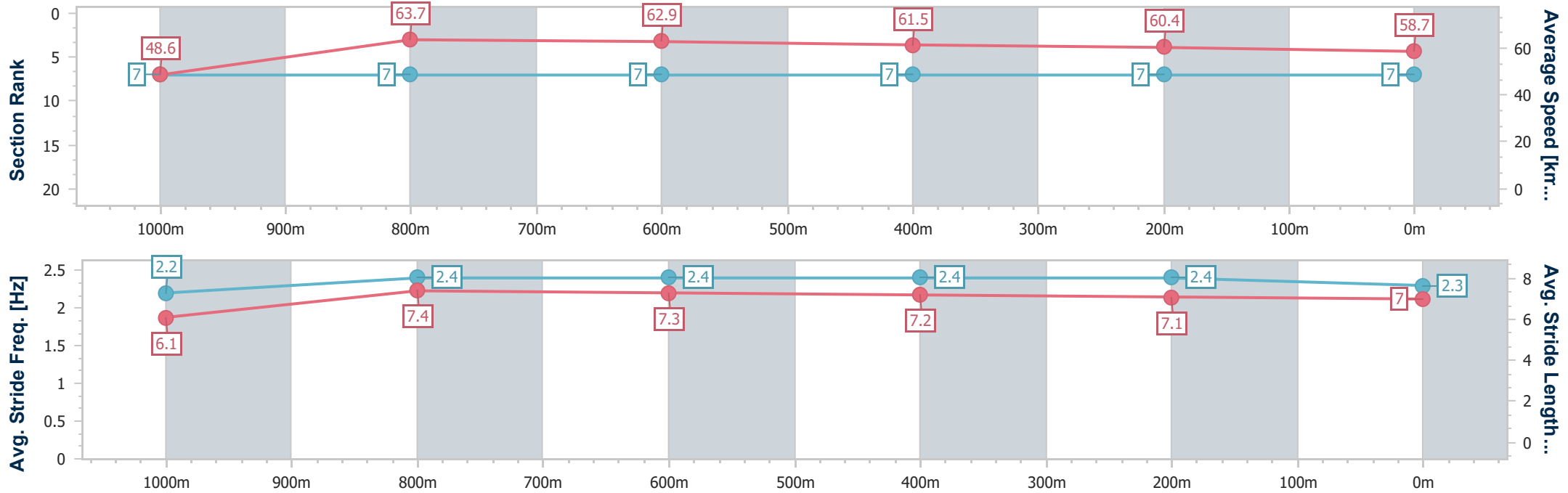
Race 8: IEEC.COM.AU Class 2 Handicap - 1200m

04 January 2025 - 16:25



Track Rating: Soft 5, Weather: Fine, Rail Position: True

Section	Overall	1000m	800m	600m	400m	200m
Section Times	1:13.26 [7] (0:14.84)	0:58.42 [7] (0:11.25)	0:47.17 [7] (0:11.36)	0:35.81 [7] (0:11.63)	0:24.18 [7] (0:11.93)	0:12.25 [7] (0:12.25)
Average Speed [km/h]	48.6	63.7	62.9	61.5	60.4	58.7
Top Speed [km/h]	63.7	64.3	63.5	62.8	61.1	60.8
Avg. Dist. to Rail [m]	1.0	1.2	2.0	0.8	0.8	2.0
Avg. Stride Freq. [Hz]	2.2	2.4	2.4	2.4	2.4	2.3
Avg. Stride Length [m]	6.1	7.4	7.3	7.2	7.1	7.0



- [] Ranking at each section and finish
- .-.- No data available at this section
- NA No data available