



**Mackay QLD Professional**  
**Race 9: RACING AGAIN FRIDAY 7TH FEBRUARY BENCHMARK 55**  
**Handicap - 1560m**  
**03 January 2025 - 17:50**



MACKAY TURF CLUB  
 Ooralea Racecourse

Track Rating: Soft 5, Weather: Overcast, Rail Position: True

Section														
Field Times		Overall	1400m	1200m	1000m	800m	600m	400m	Last 600m					
		1:34.50 (0:10.91)	1:23.59 (0:11.17)	1:12.42 (0:11.45)	1:00.97 (0:12.01)	0:48.96 (0:12.21)	0:36.75 (0:11.98)	0:24.77 (0:12.10)	0:36.75					
Rank	TAB	Horse/Jockey	Barrier	Top Speed [km/h]	Fastest Section								Distance Travelled [m]	
1	11	<b>EUROMANTIC</b> Jackson Murphy	3	65.4	0:11.20	1:34.50 [1] (0:11.20)	1:23.30 [6] (0:11.43)	1:11.87 [5] (0:11.67)	1:00.20 [5] (0:11.88)	0:48.32 [5] (0:12.03)	0:36.29 [5] (0:12.16)	0:24.13 [6] (0:11.76)	0:36.29	
2	1	<b>MISSION HOUSE</b> Chloe Lowe	7	67.9	0:11.04	1:34.63 [2] (0:11.04)	1:23.59 [2] (0:11.04)	1:12.55 [1] (0:11.45)	1:01.10 [1] (0:12.01)	0:49.09 [1] (0:12.21)	0:36.88 [1] (0:11.98)	0:24.90 [1] (0:12.10)	0:36.88	-6
3	12	<b>MR GREY</b> Warwick Satherley	1	65.0	0:11.50	1:34.82 [3] (0:11.53)	1:23.29 [10] (0:11.50)	1:11.79 [8] (0:11.72)	1:00.07 [8] (0:11.85)	0:48.22 [8] (0:11.90)	0:36.32 [8] (0:12.02)	0:24.30 [8] (0:11.66)	0:36.32	-6
4	3	<b>DECRYPTING GOLD</b> Ryan Wiggins	6	65.3	0:11.25	1:34.84 [4] (0:11.25)	1:23.59 [7] (0:11.56)	1:12.03 [7] (0:11.75)	1:00.28 [7] (0:11.85)	0:48.43 [7] (0:11.95)	0:36.48 [7] (0:12.12)	0:24.36 [7] (0:11.91)	0:36.48	+1
5	7	<b>LADY MASQUERADE</b> Georgina Cartwright	5	67.4	0:10.91	1:34.87 [5] (0:10.91)	1:23.96 [1] (0:11.23)	1:12.73 [2] (0:11.66)	1:01.07 [2] (0:11.95)	0:49.12 [2] (0:12.02)	0:37.10 [2] (0:12.15)	0:24.95 [2] (0:12.05)	0:37.10	-2
6	10	<b>ENCROACHMENT</b> Adam Sewell	4	67.0	0:11.07	1:34.95 [6] (0:11.07)	1:23.88 [3] (0:11.40)	1:12.48 [4] (0:11.61)	1:00.87 [4] (0:11.84)	0:49.03 [4] (0:12.05)	0:36.98 [4] (0:12.12)	0:24.86 [4] (0:11.94)	0:36.98	-6
7	9	<b>ELLEVES</b> McKenzie Apel	8	64.9	0:11.34	1:35.06 [7] (0:11.34)	1:23.72 [8] (0:11.71)	1:12.01 [9] (0:11.80)	1:00.21 [9] (0:11.86)	0:48.35 [9] (0:12.00)	0:36.35 [9] (0:12.06)	0:24.29 [9] (0:11.79)	0:36.35	+2
8	4	<b>RICH DIVINITY</b> Nikki Olzard	9	67.1	0:11.07	1:35.10 [8] (0:11.07)	1:24.03 [3] (0:11.28)	1:12.75 [3] (0:11.62)	1:01.13 [3] (0:11.82)	0:49.31 [3] (0:12.14)	0:37.17 [3] (0:12.11)	0:25.06 [3] (0:12.12)	0:37.17	+0
9	13	<b>SOFTEN IT UP</b> Tahlia Fenlon	2	64.4	0:11.11	1:35.35 [9] (0:11.11)	1:24.24 [5] (0:11.58)	1:12.66 [6] (0:11.72)	1:00.94 [6] (0:11.87)	0:49.07 [6] (0:11.93)	0:37.14 [6] (0:12.08)	0:25.06 [5] (0:12.12)	0:37.14	-5
10	14	<b>EYES ARE LION</b> Chelsea Jokic	10	64.5	0:11.47	1:37.22 [10] (0:11.47)	1:25.75 [9] (0:11.78)	1:13.97 [10] (0:11.89)	1:02.08 [10] (0:11.89)	0:50.19 [10] (0:11.93)	0:38.26 [10] (0:12.12)	0:26.14 [10] (0:12.18)	0:38.26	+4

Scratched: Saddles (#6), The Hairdresser (#8), Kefalonia (#2), Roy's Road (#5)

[ ] Ranking at each section and finish  
 -:-:- No data available at this section  
 NA No data available  
 SCN Saddle cloth number  
 DNF Did not finish  
 DNT Did not track



**Mackay QLD Professional**  
**Race 9: RACING AGAIN FRIDAY 7TH FEBRUARY BENCHMARK 55**  
**Handicap - 1560m**  
**03 January 2025 - 17:50**



Track Rating: Soft 5, Weather: Overcast, Rail Position: True

Section				200m				Last 600m	
Field Times				0:12.67 (0:12.67)				0:36.75	
Rank	TAB	Horse/Jockey	Barrier	Top Speed [km/h]	Fastest Section	Margin			Distance Travelled [m]
1	11	<b>EUROMANTIC</b> Jackson Murphy	3	65.4 1400m	0:11.20 Overall	0:12.37 [4] (0:12.37)	1:34.50		0:36.29
2	1	<b>MISSION HOUSE</b> Chloe Lowe	7	67.9 1400m	0:11.04 Overall	0:12.80 [1] (0:12.80)	0.77L		0:36.88 -6
3	12	<b>MR GREY</b> Warwick Satherley	1	65.0 1400m	0:11.50 1400m	0:12.64 [6] (0:12.64)	1.87L		0:36.32 -6
4	3	<b>DECRYPTING GOLD</b> Ryan Wiggins	6	65.3 1400m	0:11.25 Overall	0:12.45 [7] (0:12.45)	2L		0:36.48 +1
5	7	<b>LADY MASQUERADE</b> Georgina Cartwright	5	67.4 1400m	0:10.91 Overall	0:12.90 [2] (0:12.90)	2.17L		0:37.10 -2
6	10	<b>ENCROACHMENT</b> Adam Sewell	4	67.0 1400m	0:11.07 Overall	0:12.92 [3] (0:12.92)	2.65L		0:36.98 -6
7	9	<b>ELLEVES</b> McKenzie Apel	8	64.9 Overall	0:11.34 Overall	0:12.50 [9] (0:12.50)	3.29L		0:36.35 +2
8	4	<b>RICH DIVINITY</b> Nikki Olzard	9	67.1 1400m	0:11.07 Overall	0:12.94 [5] (0:12.94)	3.51L		0:37.17 +0
9	13	<b>SOFTEN IT UP</b> Tahlia Fenlon	2	64.4 1400m	0:11.11 Overall	0:12.94 [8] (0:12.94)	5L		0:37.14 -5
10	14	<b>EYES ARE LION</b> Chelsea Jokic	10	64.5 1400m	0:11.47 Overall	0:13.96 [10] (0:13.96)	15.97L		0:38.26 +4

Scratched: Saddles (#6), The Hairdresser (#8), Kefalonia (#2), Roy's Road (#5)

[ ] Ranking at each section and finish  
 -:-:- No data available at this section  
 NA No data available  
 SCN Saddle cloth number  
 DNF Did not finish  
 DNT Did not track



Horse/Jockey Name	Euromantic
Final Rank	1
Fastest Section Time (Section)	0:11.20 (Overall)
Top Speed [km/h] (Section)	65.4 (1400m)
Race State	Finished

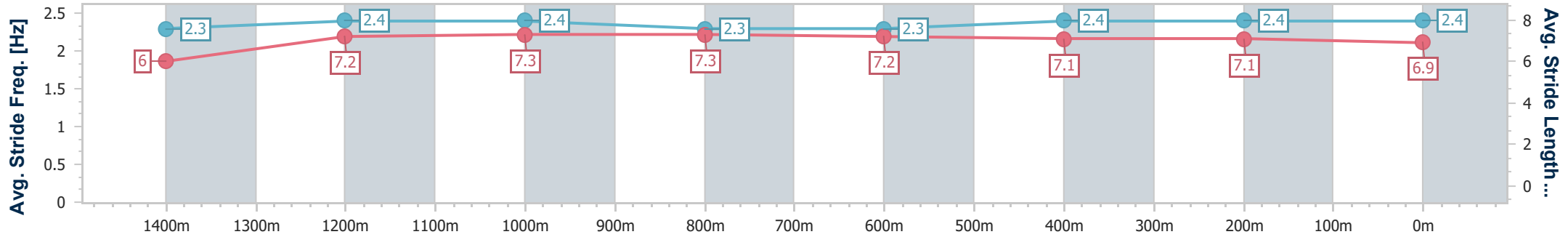
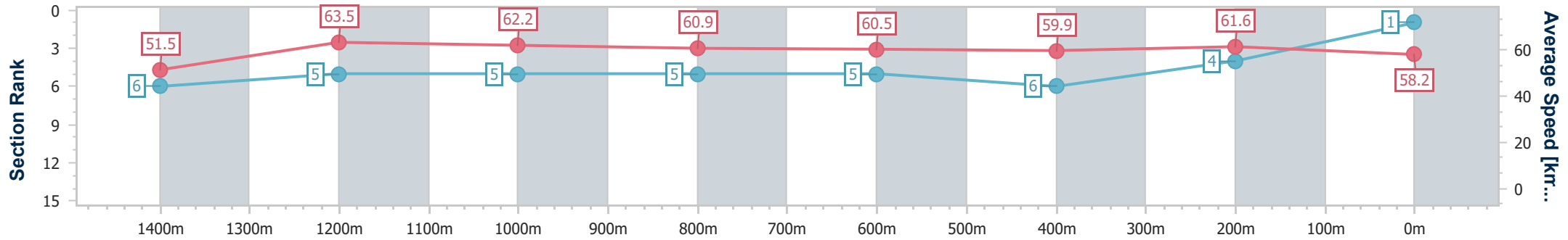


Mackay QLD Professional  
 Race 9: RACING AGAIN FRIDAY 7TH FEBRUARY BENCHMARK  
 55 Handicap - 1560m  
 03 January 2025 - 17:50



Track Rating: Soft 5, Weather: Overcast, Rail Position: True

Section	Overall	1400m	1200m	1000m	800m	600m	400m	200m
Section Times	1:34.50 [1] (0:11.20)	1:23.30 [6] (0:11.43)	1:11.87 [5] (0:11.67)	1:00.20 [5] (0:11.88)	0:48.32 [5] (0:12.03)	0:36.29 [5] (0:12.16)	0:24.13 [6] (0:11.76)	0:12.37 [4] (0:12.37)
Average Speed [km/h]	51.5	63.5	62.2	60.9	60.5	59.9	61.6	58.2
Top Speed [km/h]	62.2	65.4	63.8	61.9	61.5	61.5	62.5	61.7
Avg. Dist. to Rail [m]	2.8	2.2	2.3	2.1	2.8	1.9	4.2	6.6
Avg. Stride Freq. [Hz]	2.3	2.4	2.4	2.3	2.3	2.4	2.4	2.4
Avg. Stride Length [m]	6.0	7.2	7.3	7.3	7.2	7.1	7.1	6.9



- [ ] Ranking at each section and finish
- .-.- No data available at this section
- NA No data available



Horse/Jockey Name	Mission House
Final Rank	2
Fastest Section Time (Section)	0:11.04 (Overall)
Top Speed [km/h] (Section)	67.9 (1400m)
Race State	Finished

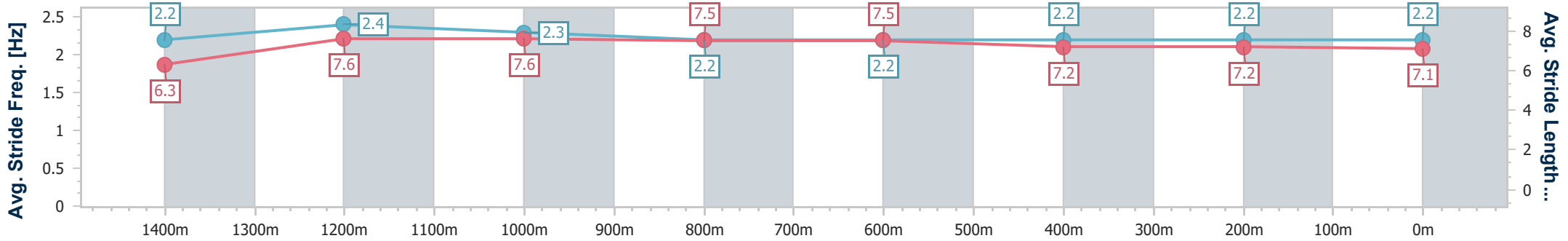
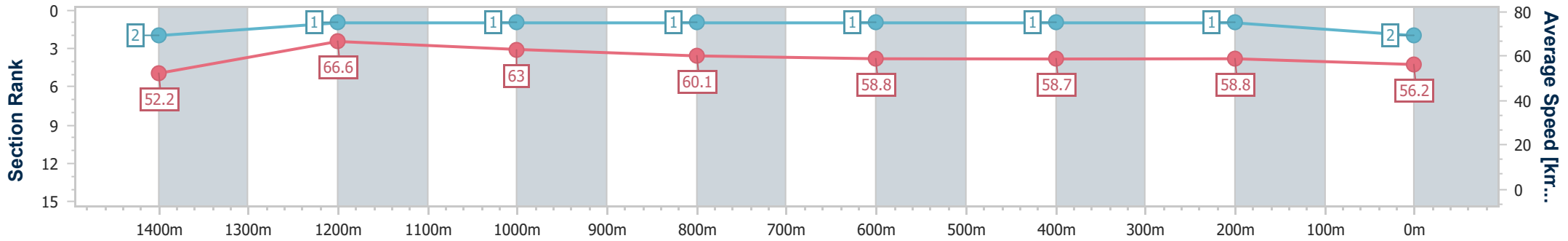


Mackay QLD Professional  
 Race 9: RACING AGAIN FRIDAY 7TH FEBRUARY BENCHMARK  
 55 Handicap - 1560m  
 03 January 2025 - 17:50



Track Rating: Soft 5, Weather: Overcast, Rail Position: True

Section	Overall	1400m	1200m	1000m	800m	600m	400m	200m
Section Times	1:34.63 [2] (0:11.04)	1:23.59 [2] (0:11.04)	1:12.55 [1] (0:11.45)	1:01.10 [1] (0:12.01)	0:49.09 [1] (0:12.21)	0:36.88 [1] (0:11.98)	0:24.90 [1] (0:12.10)	0:12.80 [1] (0:12.80)
Average Speed [km/h]	52.2	66.6	63.0	60.1	58.8	58.7	58.8	56.2
Top Speed [km/h]	67.6	67.9	64.6	61.1	59.5	59.2	60.5	58.8
Avg. Dist. to Rail [m]	7.0	4.5	1.7	0.3	0.6	3.3	3.4	1.3
Avg. Stride Freq. [Hz]	2.2	2.4	2.3	2.2	2.2	2.2	2.2	2.2
Avg. Stride Length [m]	6.3	7.6	7.6	7.5	7.5	7.2	7.2	7.1



- [ ] Ranking at each section and finish
- .-.- No data available at this section
- NA No data available



Horse/Jockey Name	Mr Grey
Final Rank	3
Fastest Section Time (Section)	0:11.50 (1400m)
Top Speed [km/h] (Section)	65.0 (1400m)
Race State	Finished

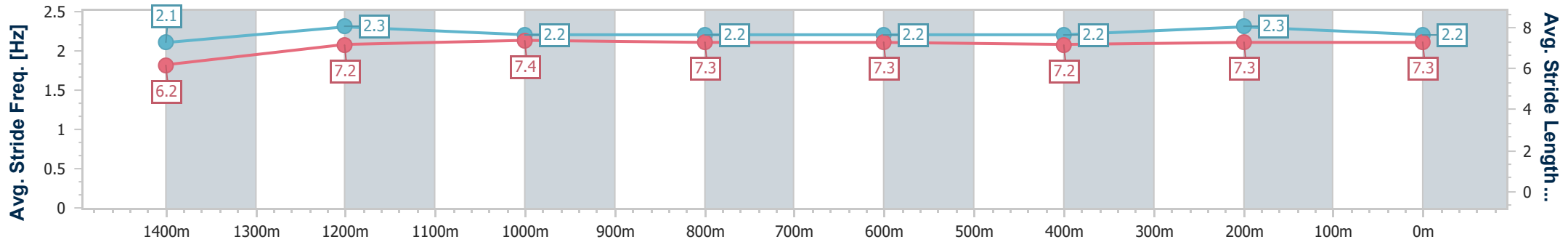
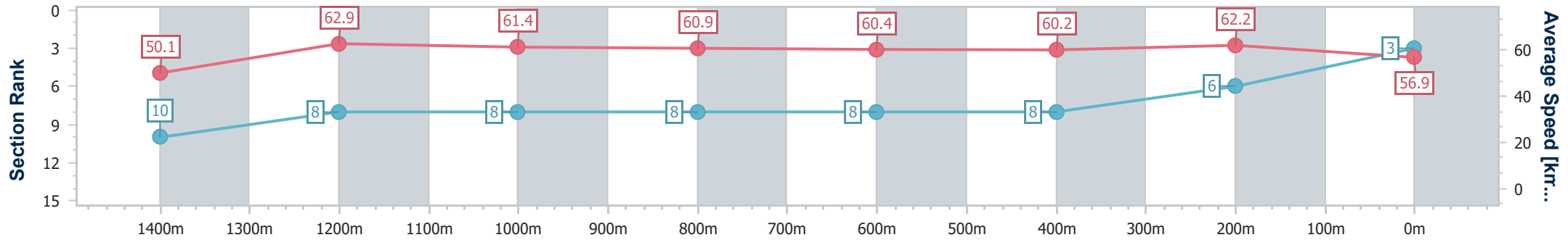


Mackay QLD Professional  
 Race 9: RACING AGAIN FRIDAY 7TH FEBRUARY BENCHMARK  
 55 Handicap - 1560m  
 03 January 2025 - 17:50



Track Rating: Soft 5, Weather: Overcast, Rail Position: True

Section	Overall	1400m	1200m	1000m	800m	600m	400m	200m
Section Times	1:34.82 [3] (0:11.53)	1:23.29 [10] (0:11.50)	1:11.79 [8] (0:11.72)	1:00.07 [8] (0:11.85)	0:48.22 [8] (0:11.90)	0:36.32 [8] (0:12.02)	0:24.30 [8] (0:11.66)	0:12.64 [6] (0:12.64)
Average Speed [km/h]	50.1	62.9	61.4	60.9	60.4	60.2	62.2	56.9
Top Speed [km/h]	63.9	65.0	62.2	61.6	61.0	60.9	63.5	62.0
Avg. Dist. to Rail [m]	2.1	1.4	0.1	0.3	0.3	1.1	4.4	5.2
Avg. Stride Freq. [Hz]	2.1	2.3	2.2	2.2	2.2	2.2	2.3	2.2
Avg. Stride Length [m]	6.2	7.2	7.4	7.3	7.3	7.2	7.3	7.3



- [ ] Ranking at each section and finish
- .-.- No data available at this section
- NA No data available



Horse/Jockey Name	Decrypting Gold
Final Rank	4
Fastest Section Time (Section)	0:11.25 (Overall)
Top Speed [km/h] (Section)	65.3 (1400m)
Race State	Finished

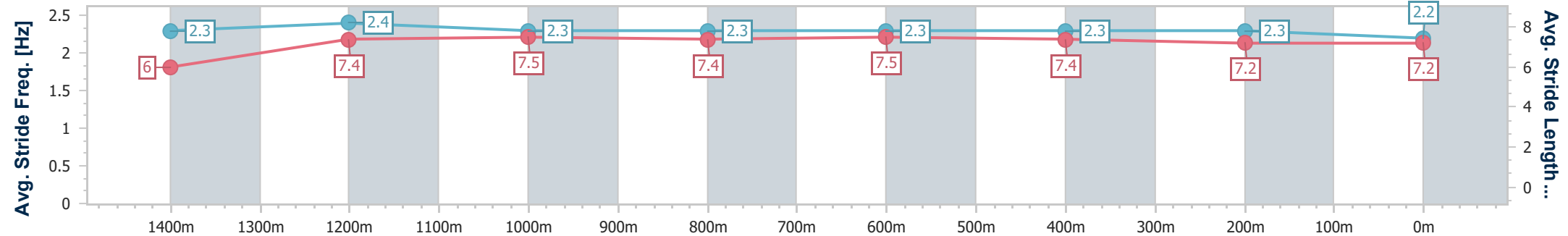
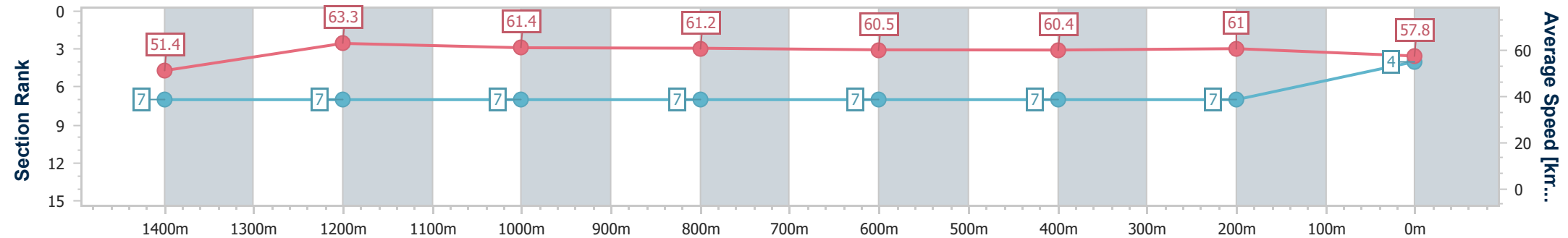


Mackay QLD Professional  
 Race 9: RACING AGAIN FRIDAY 7TH FEBRUARY BENCHMARK  
 55 Handicap - 1560m  
 03 January 2025 - 17:50



Track Rating: Soft 5, Weather: Overcast, Rail Position: True

Section	Overall	1400m	1200m	1000m	800m	600m	400m	200m					
Section Times	1:34.84 [4] (0:11.25)	1:23.59 [7] (0:11.56)	1:12.03 [7] (0:11.75)	1:00.28 [7] (0:11.85)	0:48.43 [7] (0:11.95)	0:36.48 [7] (0:12.12)	0:24.36 [7] (0:11.91)	0:12.45 [7] (0:12.45)					
Average Speed [km/h]	51.4	63.3	61.4	61.2	60.5	60.4	61.0	57.8					
Top Speed [km/h]	64.3	65.3	62.3	62.3	61.0	60.9	62.1	60.8					
Avg. Dist. to Rail [m]	4.5	3.6	2.4	2.1	2.0	1.6	5.5	8.3					
Avg. Stride Freq. [Hz]	2.3	2.4	2.3	2.3	2.3	2.3	2.3	2.2					
Avg. Stride Length [m]	6.0	7.4	7.5	7.4	7.5	7.4	7.2	7.2					



- [ ] Ranking at each section and finish
- .-.- No data available at this section
- NA No data available



Horse/Jockey Name	Lady Masquerade
Final Rank	5
Fastest Section Time (Section)	0:10.91 (Overall)
Top Speed [km/h] (Section)	67.4 (1400m)
Race State	Finished

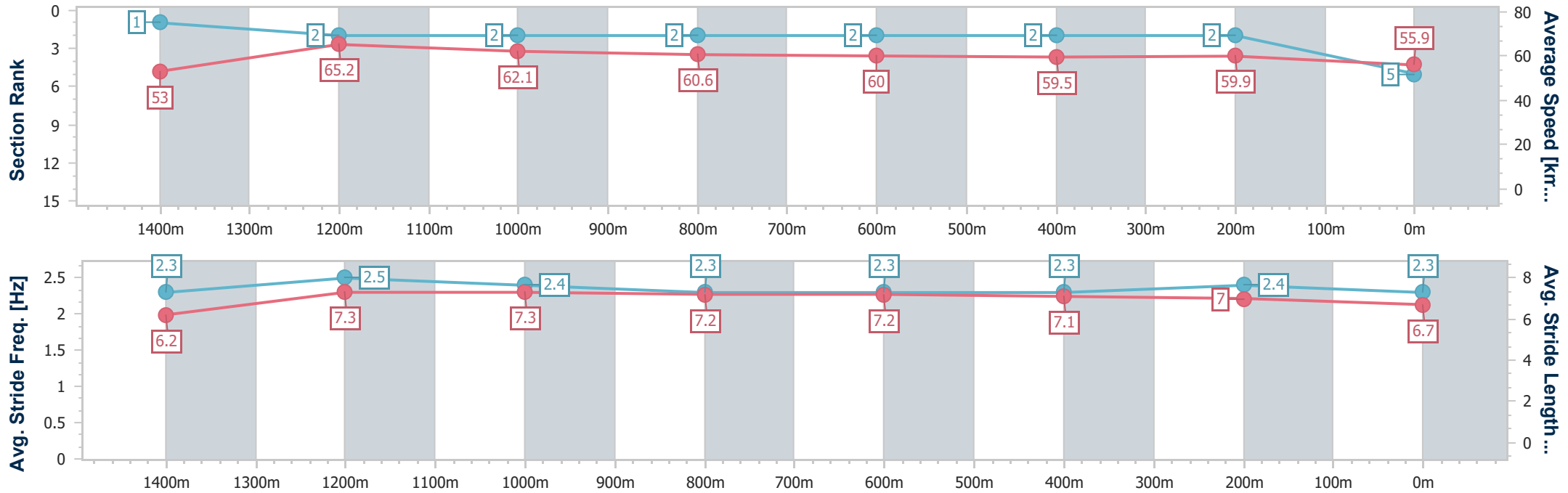


Mackay QLD Professional  
 Race 9: RACING AGAIN FRIDAY 7TH FEBRUARY BENCHMARK  
 55 Handicap - 1560m  
 03 January 2025 - 17:50



Track Rating: Soft 5, Weather: Overcast, Rail Position: True

Section	Overall	1400m	1200m	1000m	800m	600m	400m	200m
Section Times	1:34.87 [5] (0:10.91)	1:23.96 [1] (0:11.23)	1:12.73 [2] (0:11.66)	1:01.07 [2] (0:11.95)	0:49.12 [2] (0:12.02)	0:37.10 [2] (0:12.15)	0:24.95 [2] (0:12.05)	0:12.90 [2] (0:12.90)
Average Speed [km/h]	53.0	65.2	62.1	60.6	60.0	59.5	59.9	55.9
Top Speed [km/h]	66.2	67.4	64.0	61.5	60.9	61.4	60.8	58.8
Avg. Dist. to Rail [m]	6.1	3.9	2.1	1.4	1.5	0.8	2.8	5.8
Avg. Stride Freq. [Hz]	2.3	2.5	2.4	2.3	2.3	2.3	2.4	2.3
Avg. Stride Length [m]	6.2	7.3	7.3	7.2	7.2	7.1	7.0	6.7



- [ ] Ranking at each section and finish
- .-.- No data available at this section
- NA No data available



Horse/Jockey Name	Encroachment
Final Rank	6
Fastest Section Time (Section)	0:11.07 (Overall)
Top Speed [km/h] (Section)	67.0 (1400m)
Race State	Finished

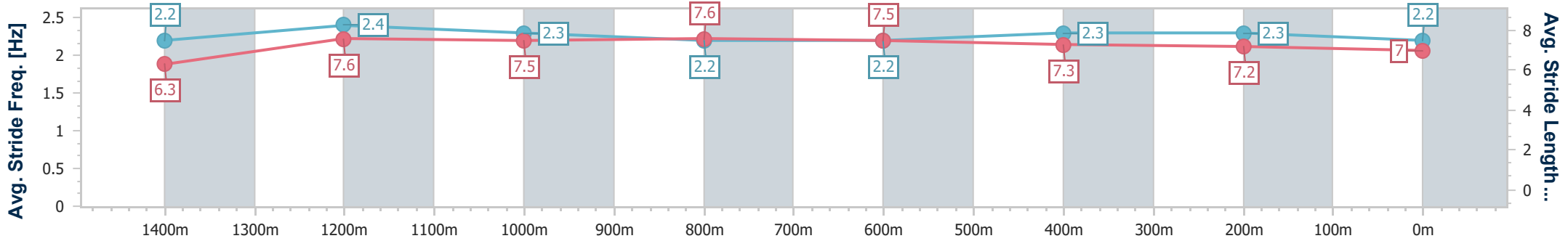
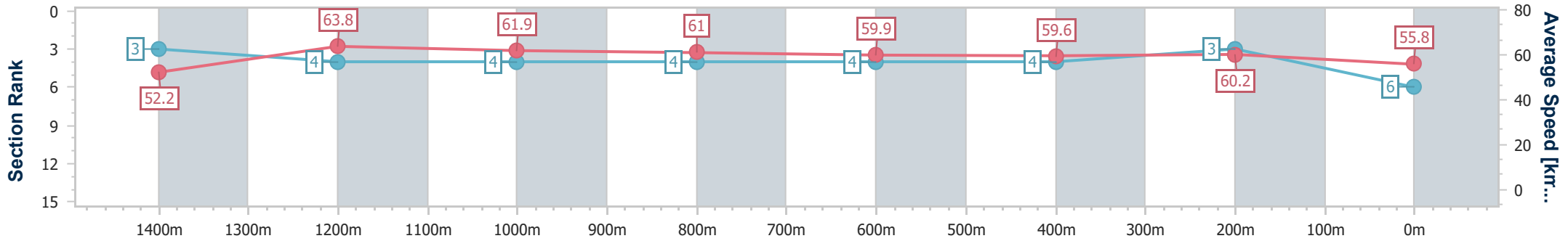


Mackay QLD Professional  
 Race 9: RACING AGAIN FRIDAY 7TH FEBRUARY BENCHMARK  
 55 Handicap - 1560m  
 03 January 2025 - 17:50



Track Rating: Soft 5, Weather: Overcast, Rail Position: True

Section	Overall	1400m	1200m	1000m	800m	600m	400m	200m
Section Times	1:34.95 [6] (0:11.07)	1:23.88 [3] (0:11.40)	1:12.48 [4] (0:11.61)	1:00.87 [4] (0:11.84)	0:49.03 [4] (0:12.05)	0:36.98 [4] (0:12.12)	0:24.86 [4] (0:11.94)	0:12.92 [3] (0:12.92)
Average Speed [km/h]	52.2	63.8	61.9	61.0	59.9	59.6	60.2	55.8
Top Speed [km/h]	65.9	67.0	63.2	62.0	60.6	60.3	61.4	59.7
Avg. Dist. to Rail [m]	4.5	2.2	1.1	0.8	1.1	0.4	0.3	1.5
Avg. Stride Freq. [Hz]	2.2	2.4	2.3	2.2	2.2	2.3	2.3	2.2
Avg. Stride Length [m]	6.3	7.6	7.5	7.6	7.5	7.3	7.2	7.0



- [ ] Ranking at each section and finish
- .-.- No data available at this section
- NA No data available





Horse/Jockey Name	Elleves
Final Rank	7
Fastest Section Time (Section)	0:11.34 (Overall)
Top Speed [km/h] (Section)	64.9 (Overall)
Race State	Finished

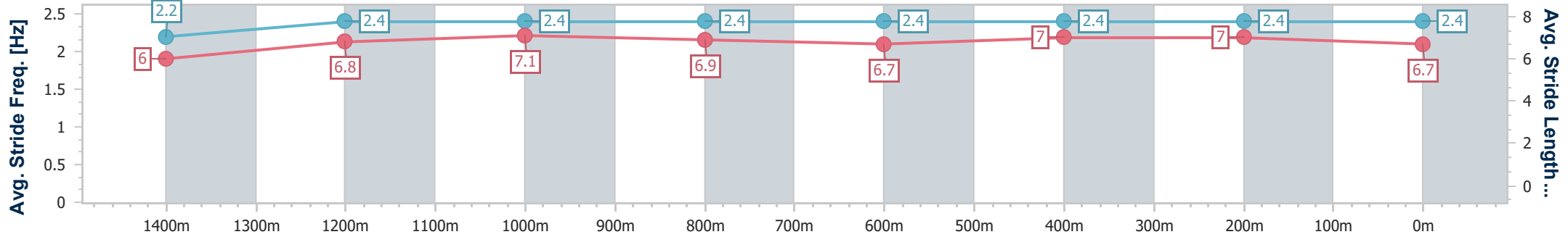
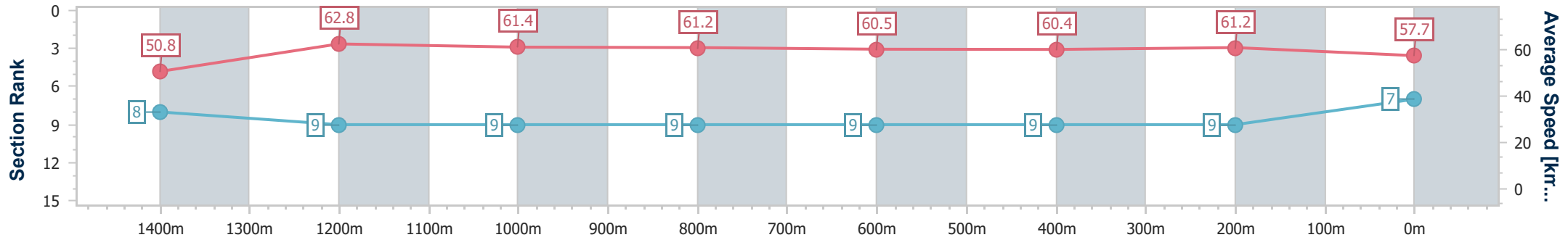


Mackay QLD Professional  
 Race 9: RACING AGAIN FRIDAY 7TH FEBRUARY BENCHMARK  
 55 Handicap - 1560m  
 03 January 2025 - 17:50



Track Rating: Soft 5, Weather: Overcast, Rail Position: True

Section	Overall	1400m	1200m	1000m	800m	600m	400m	200m
Section Times	1:35.06 [7] (0:11.34)	1:23.72 [8] (0:11.71)	1:12.01 [9] (0:11.80)	1:00.21 [9] (0:11.86)	0:48.35 [9] (0:12.00)	0:36.35 [9] (0:12.06)	0:24.29 [9] (0:11.79)	0:12.50 [9] (0:12.50)
Average Speed [km/h]	50.8	62.8	61.4	61.2	60.5	60.4	61.2	57.7
Top Speed [km/h]	64.9	64.7	62.1	61.5	61.2	60.8	61.9	61.8
Avg. Dist. to Rail [m]	7.5	4.4	3.2	2.4	2.2	1.8	3.9	6.8
Avg. Stride Freq. [Hz]	2.2	2.4	2.4	2.4	2.4	2.4	2.4	2.4
Avg. Stride Length [m]	6.0	6.8	7.1	6.9	6.7	7.0	7.0	6.7



- [ ] Ranking at each section and finish
- .-.- No data available at this section
- NA No data available



Horse/Jockey Name	Rich Divinity
Final Rank	8
Fastest Section Time (Section)	0:11.07 (Overall)
Top Speed [km/h] (Section)	67.1 (1400m)
Race State	Finished

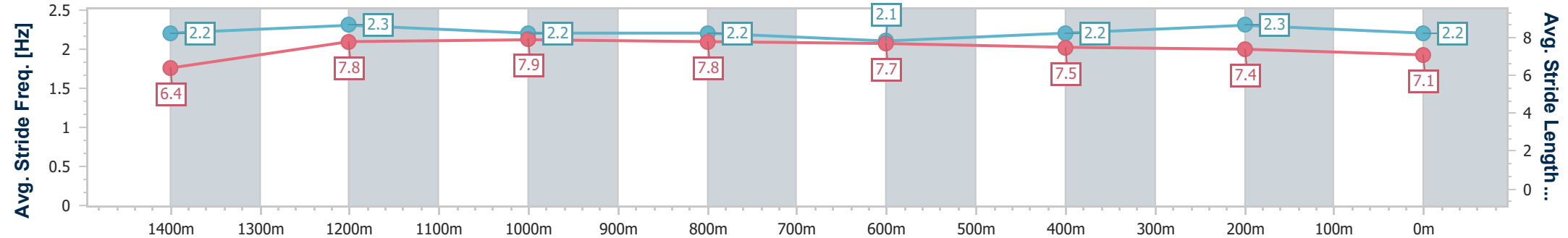
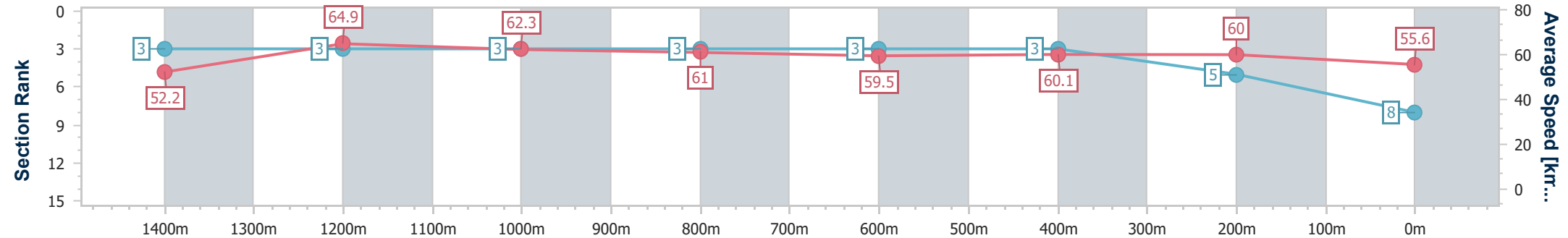


Mackay QLD Professional  
 Race 9: RACING AGAIN FRIDAY 7TH FEBRUARY BENCHMARK  
 55 Handicap - 1560m  
 03 January 2025 - 17:50



Track Rating: Soft 5, Weather: Overcast, Rail Position: True

Section	Overall	1400m	1200m	1000m	800m	600m	400m	200m
Section Times	1:35.10 [8] (0:11.07)	1:24.03 [3] (0:11.28)	1:12.75 [3] (0:11.62)	1:01.13 [3] (0:11.82)	0:49.31 [3] (0:12.14)	0:37.17 [3] (0:12.11)	0:25.06 [3] (0:12.12)	0:12.94 [5] (0:12.94)
Average Speed [km/h]	52.2	64.9	62.3	61.0	59.5	60.1	60.0	55.6
Top Speed [km/h]	66.8	67.1	63.3	62.0	60.4	60.7	60.3	59.1
Avg. Dist. to Rail [m]	8.4	3.7	1.3	1.1	1.5	1.5	4.3	6.7
Avg. Stride Freq. [Hz]	2.2	2.3	2.2	2.2	2.1	2.2	2.3	2.2
Avg. Stride Length [m]	6.4	7.8	7.9	7.8	7.7	7.5	7.4	7.1



- [ ] Ranking at each section and finish
- .-.- No data available at this section
- NA No data available



Horse/Jockey Name	Soften It Up
Final Rank	9
Fastest Section Time (Section)	0:11.11 (Overall)
Top Speed [km/h] (Section)	64.4 (1400m)
Race State	Finished

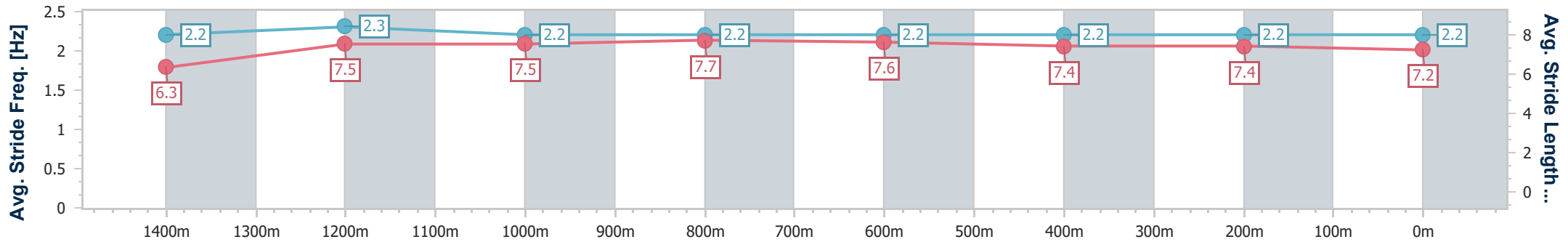
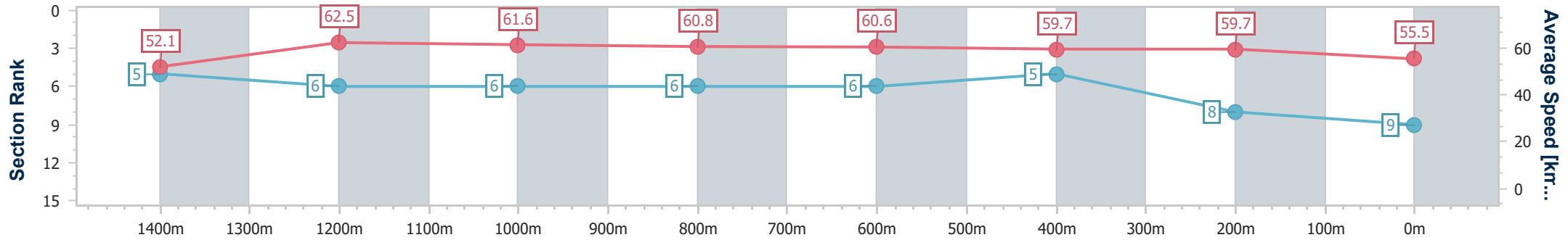


Mackay QLD Professional  
 Race 9: RACING AGAIN FRIDAY 7TH FEBRUARY BENCHMARK  
 55 Handicap - 1560m  
 03 January 2025 - 17:50



Track Rating: Soft 5, Weather: Overcast, Rail Position: True

Section	Overall	1400m	1200m	1000m	800m	600m	400m	200m
Section Times	1:35.35 [9] (0:11.11)	1:24.24 [5] (0:11.58)	1:12.66 [6] (0:11.72)	1:00.94 [6] (0:11.87)	0:49.07 [6] (0:11.93)	0:37.14 [6] (0:12.08)	0:25.06 [5] (0:12.12)	0:12.94 [8] (0:12.94)
Average Speed [km/h]	52.1	62.5	61.6	60.8	60.6	59.7	59.7	55.5
Top Speed [km/h]	64.3	64.4	62.5	61.5	61.1	60.2	59.8	59.3
Avg. Dist. to Rail [m]	2.5	1.6	1.4	1.0	0.9	0.5	1.8	2.0
Avg. Stride Freq. [Hz]	2.2	2.3	2.2	2.2	2.2	2.2	2.2	2.2
Avg. Stride Length [m]	6.3	7.5	7.5	7.7	7.6	7.4	7.4	7.2



- [ ] Ranking at each section and finish
- .-.- No data available at this section
- NA No data available



Horse/Jockey Name	Eyes Are Lion
Final Rank	10
Fastest Section Time (Section)	0:11.47 (Overall)
Top Speed [km/h] (Section)	64.5 (1400m)
Race State	Finished

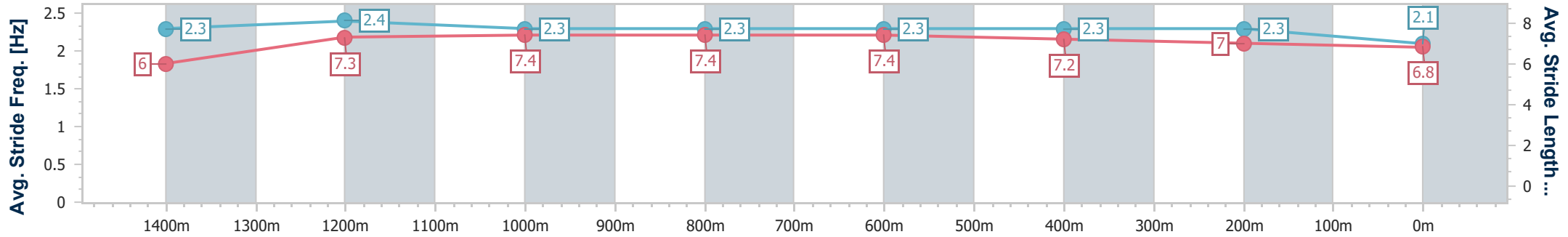
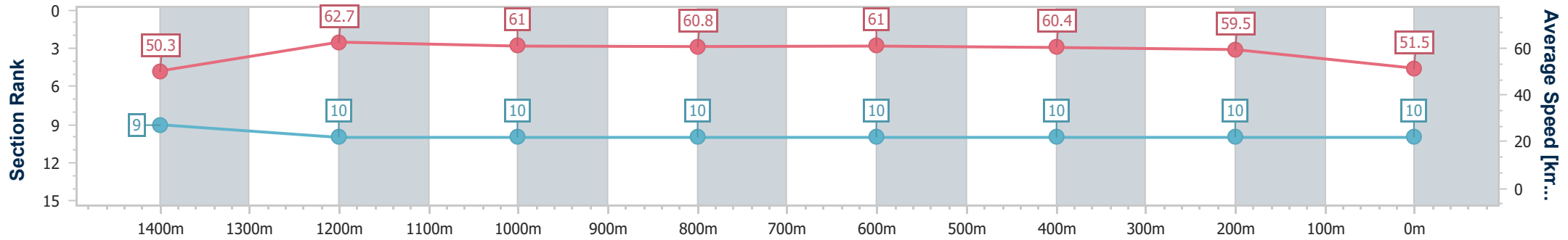


Mackay QLD Professional  
 Race 9: RACING AGAIN FRIDAY 7TH FEBRUARY BENCHMARK  
 55 Handicap - 1560m  
 03 January 2025 - 17:50



Track Rating: Soft 5, Weather: Overcast, Rail Position: True

Section	Overall	1400m	1200m	1000m	800m	600m	400m	200m
Section Times	1:37.22 [10] (0:11.47)	1:25.75 [9] (0:11.78)	1:13.97 [10] (0:11.89)	1:02.08 [10] (0:11.89)	0:50.19 [10] (0:11.93)	0:38.26 [10] (0:12.12)	0:26.14 [10] (0:12.18)	0:13.96 [10] (0:13.96)
Average Speed [km/h]	50.3	62.7	61.0	60.8	61.0	60.4	59.5	51.5
Top Speed [km/h]	63.4	64.5	62.0	61.7	61.5	61.7	61.9	58.2
Avg. Dist. to Rail [m]	10.3	5.6	3.2	2.4	2.3	2.2	4.6	8.0
Avg. Stride Freq. [Hz]	2.3	2.4	2.3	2.3	2.3	2.3	2.3	2.1
Avg. Stride Length [m]	6.0	7.3	7.4	7.4	7.4	7.2	7.0	6.8



- [ ] Ranking at each section and finish
- .-.- No data available at this section
- NA No data available