



Mackay QLD Professional

Race 7: LADBROKES RACING CLUB Class 1 Plate - 1300m



MACKAY TURF CLUB
Ooralea Racecourse

03 January 2025 - 16:39

Track Rating: Soft 5, Weather: Overcast, Rail Position: True

Section		Overall	1200m	1000m	800m	600m	400m	Last 600m				
Field Times		1:16.87 (0:07.68)	1:09.19 (0:11.04)	0:58.15 (0:11.07)	0:47.08 (0:11.61)	0:35.47 (0:11.65)	0:23.82 (0:11.51)	0:35.47				
Rank	TAB Horse/Jockey	Barrier	Top Speed [km/h]	Fastest Section	Distance Travelled [m]							
1	11 HOLY CROWN Adrian Layt	13	66.8 1200m	0:07.79 Overall	1:16.87 [1] (0:07.79)	1:09.08 [2] (0:11.16)	0:57.92 [4] (0:11.11)	0:46.81 [3] (0:11.64)	0:35.17 [4] (0:11.73)	0:23.44 [4] (0:11.39)	0:35.17	
2	3 FORTRESS AUSTRALIA Ashley Butler	10	68.0 1200m	0:07.68 Overall	1:16.90 [2] (0:07.68)	1:09.22 [1] (0:11.04)	0:58.18 [1] (0:11.07)	0:47.11 [1] (0:11.61)	0:35.50 [1] (0:11.65)	0:23.85 [1] (0:11.51)	0:35.50	-4
3	9 ROTHFURY Warwick Satherley	1	65.9 1000m	0:08.09 Overall	1:17.27 [3] (0:08.09)	1:09.18 [11] (0:11.31)	0:57.87 [10] (0:11.12)	0:46.75 [8] (0:11.63)	0:35.12 [9] (0:11.71)	0:23.41 [9] (0:11.63)	0:35.12	+1
4	10 D'ESPRIT Georgina Cartwright	4	65.9 1000m	0:07.85 Overall	1:17.32 [4] (0:07.85)	1:09.47 [4] (0:11.24)	0:58.23 [5] (0:11.23)	0:47.00 [6] (0:11.54)	0:35.46 [6] (0:11.77)	0:23.69 [6] (0:11.65)	0:35.46	+3
5	14 ELECTRIC BRAE Justin Stanley	6	65.4 1200m	0:07.94 Overall	1:17.39 [5] (0:07.94)	1:09.45 [5] (0:11.29)	0:58.16 [8] (0:11.36)	0:46.80 [10] (0:11.49)	0:35.31 [8] (0:11.69)	0:23.62 [8] (0:11.61)	0:35.31	+8
6	12 ME TIME Ryan Wiggins	9	65.6 1200m	0:08.03 Overall	1:17.61 [6] (0:08.03)	1:09.58 [8] (0:11.41)	0:58.17 [11] (0:11.32)	0:46.85 [12] (0:11.71)	0:35.14 [12] (0:11.66)	0:23.48 [13] (0:11.65)	0:35.14	+4
7	8 SILVER HAMMER Tahlia Fenlon	14	67.6 1000m	0:08.06 Overall	1:17.63 [7] (0:08.06)	1:09.57 [10] (0:11.05)	0:58.52 [7] (0:11.12)	0:47.40 [5] (0:11.42)	0:35.98 [3] (0:11.51)	0:24.47 [2] (0:11.71)	0:35.98	+6
8	13 NOT A GURU Nathan Thomas	7	66.8 1200m	0:08.34 Overall	1:17.66 [8] (0:08.34)	1:09.32 [13] (0:11.17)	0:58.15 [12] (0:11.23)	0:46.92 [11] (0:11.66)	0:35.26 [11] (0:11.53)	0:23.73 [10] (0:11.70)	0:35.26	-3
9	7 ROC DE RUSSIAN Nikki Olzard	5	65.6 1200m	0:07.98 Overall	1:17.73 [9] (0:07.98)	1:09.75 [7] (0:11.32)	0:58.43 [9] (0:11.28)	0:47.15 [9] (0:11.67)	0:35.48 [10] (0:11.74)	0:23.74 [11] (0:11.59)	0:35.48	+3
10	6 PLATINUM FIELD Pietro Romeo	2	66.8 1200m	0:08.05 Overall	1:17.83 [10] (0:08.05)	1:09.78 [9] (0:11.06)	0:58.72 [6] (0:11.26)	0:47.46 [7] (0:11.61)	0:35.85 [7] (0:11.67)	0:24.18 [7] (0:11.80)	0:35.85	-4

Scratched: Masonry Man (#5), Divine Hunter (#16), Imperium (#17)

[] Ranking at each section and finish
 -:-:- No data available at this section
 NA No data available
 SCN Saddle cloth number
 DNF Did not finish
 DNT Did not track



Mackay QLD Professional

Race 7: LADBROKES RACING CLUB Class 1 Plate - 1300m



MACKAY TURF CLUB
Ooralea Racecourse

03 January 2025 - 16:39

Track Rating: Soft 5, Weather: Overcast, Rail Position: True

Section		Overall	1200m	1000m	800m	600m	400m	Last 600m				
Field Times		1:16.87 (0:07.68)	1:09.19 (0:11.04)	0:58.15 (0:11.07)	0:47.08 (0:11.61)	0:35.47 (0:11.65)	0:23.82 (0:11.51)	0:35.47				
Rank	TAB Horse/Jockey	Barrier	Top Speed [km/h]	Fastest Section	Distance Travelled [m]							
11	15 CANNON HILL Wanderson D'Avila	11	64.9 1000m	0:08.28 Overall	1:17.87 [11] (0:08.28)	1:09.59 [12] (0:11.39)	0:58.20 [13] (0:11.38)	0:46.82 [13] (0:11.57)	0:35.25 [13] (0:11.41)	0:23.84 [12] (0:11.61)	0:35.25	+5
12	4 MAKE IT FLASHY Chloe Lowe	8	65.2 1200m	0:08.43 Overall	1:18.20 [12] (0:08.43)	1:09.77 [14] (0:11.32)	0:58.45 [14] (0:11.49)	0:46.96 [14] (0:11.58)	0:35.38 [14] (0:11.46)	0:23.92 [14] (0:11.52)	0:35.38	-11
13	2 COPPABELLA ROAD Jackson Murphy	3	67.5 1200m	0:07.81 Overall	1:18.98 [13] (0:07.81)	1:11.17 [3] (0:11.09)	1:00.08 [3] (0:11.18)	0:48.90 [4] (0:11.65)	0:37.25 [5] (0:11.82)	0:25.43 [5] (0:12.30)	0:37.25	-4
14	1 CONVERTOR Aidan Holt	12	68.1 1200m	0:07.94 Overall	1:19.05 [14] (0:07.94)	1:11.11 [6] (0:10.86)	1:00.25 [2] (0:11.20)	0:49.05 [2] (0:11.54)	0:37.51 [2] (0:11.76)	0:25.75 [3] (0:12.47)	0:37.51	-3

Scratched: Masonry Man (#5), Divine Hunter (#16), Imperium (#17)

[] Ranking at each section and finish
 -:-:-:- No data available at this section
 NA No data available

SCN Saddle cloth number
 DNF Did not finish
 DNT Did not track



Mackay QLD Professional

Race 7: LADBROKES RACING CLUB Class 1 Plate - 1300m



MACKAY TURF CLUB
Ooralea Racecourse

03 January 2025 - 16:39

Track Rating: Soft 5, Weather: Overcast, Rail Position: True

Section				200m				Last 600m	
Field Times				0:12.31 (0:12.31)				0:35.47	
Rank	TAB	Horse/Jockey	Barrier	Top Speed [km/h]	Fastest Section	Margin			Distance Travelled [m]
1	11	HOLY CROWN Adrian Layt	13	66.8 1200m	0:07.79 Overall	0:12.05 [2] (0:12.05)	1:16.87		0:35.17
2	3	FORTRESS AUSTRALIA Ashley Butler	10	68.0 1200m	0:07.68 Overall	0:12.34 [1] (0:12.34)	0.2L		0:35.50 -4
3	9	ROTHFURY Warwick Satherley	1	65.9 1000m	0:08.09 Overall	0:11.78 [7] (0:11.78)	2.39L		0:35.12 +1
4	10	D'ESPRIT Georgina Cartwright	4	65.9 1000m	0:07.85 Overall	0:12.04 [4] (0:12.04)	2.68L		0:35.46 +3
5	14	ELECTRIC BRAE Justin Stanley	6	65.4 1200m	0:07.94 Overall	0:12.01 [5] (0:12.01)	3.06L		0:35.31 +8
6	12	ME TIME Ryan Wiggins	9	65.6 1200m	0:08.03 Overall	0:11.83 [12] (0:11.83)	4.4L		0:35.14 +4
7	8	SILVER HAMMER Tahlia Fenlon	14	67.6 1000m	0:08.06 Overall	0:12.76 [3] (0:12.76)	4.52L		0:35.98 +6
8	13	NOT A GURU Nathan Thomas	7	66.8 1200m	0:08.34 Overall	0:12.03 [9] (0:12.03)	4.65L		0:35.26 -3
9	7	ROC DE RUSSIAN Nikki Olzard	5	65.6 1200m	0:07.98 Overall	0:12.15 [8] (0:12.15)	5.1L		0:35.48 +3
10	6	PLATINUM FIELD Pietro Romeo	2	66.8 1200m	0:08.05 Overall	0:12.38 [6] (0:12.38)	5.66L		0:35.85 -4

Scratched: Masonry Man (#5), Divine Hunter (#16), Imperium (#17)

Report Created: Fri 3 January 2025 17:20 GMT+10 (Note: Timing is based on position data)

Page 3/18

[] Ranking at each section and finish
-:--:- No data available at this section
NA No data available

SCN Saddle cloth number
DNF Did not finish
DNT Did not track

data processed by TRIPLES DATA

Mackay QLD Professional

Race 7: LADBROKES RACING CLUB Class 1 Plate - 1300m



MACKAY TURF CLUB
Ooralea Racecourse

03 January 2025 - 16:39

Track Rating: Soft 5, Weather: Overcast, Rail Position: True

Section				200m				Last 600m	
Field Times				0:12.31 (0:12.31)				0:35.47	
Rank	TAB	Horse/Jockey	Barrier	Top Speed [km/h]	Fastest Section	Margin			Distance Travelled [m]
11	15	CANNON HILL Wanderson D'Avila	11	64.9 1000m	0:08.28 Overall	0:12.23 [10] (0:12.23)	5.92L		0:35.25 +5
12	4	MAKE IT FLASHY Chloe Lowe	8	65.2 1200m	0:08.43 Overall	0:12.40 [13] (0:12.40)	7.83L		0:35.38 -11
13	2	COPPABELLA ROAD Jackson Murphy	3	67.5 1200m	0:07.81 Overall	0:13.13 [14] (0:13.13)	12.43L		0:37.25 -4
14	1	CONVERTOR Aidan Holt	12	68.1 1200m	0:07.94 Overall	0:13.28 [11] (0:13.28)	12.85L		0:37.51 -3

Scratched: Masonry Man (#5), Divine Hunter (#16), Imperium (#17)



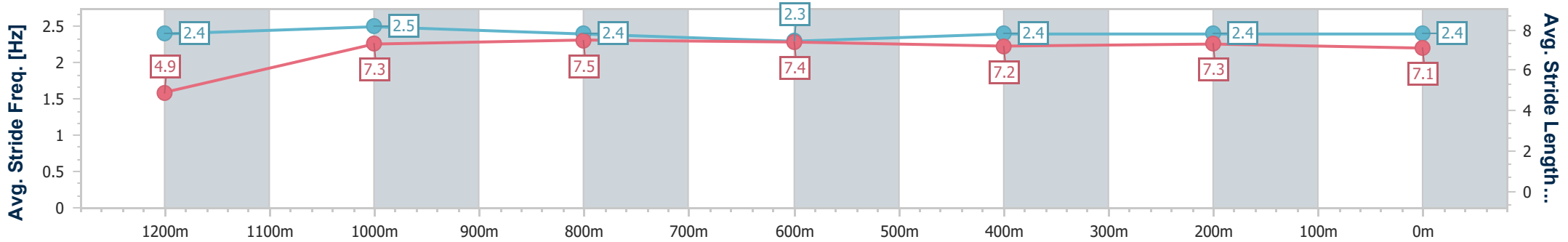
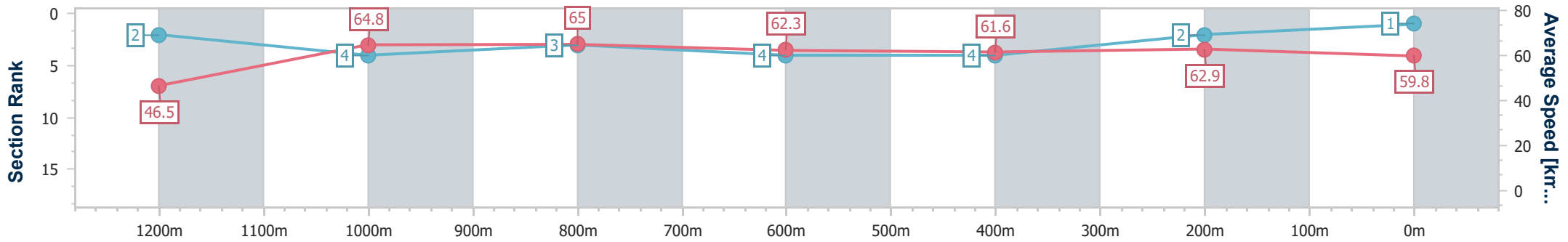
Horse/Jockey Name	Holy Crown
Final Rank	1
Fastest Section Time (Section)	0:07.79 (Overall)
Top Speed [km/h] (Section)	66.8 (1200m)
Race State	Finished



Mackay QLD Professional
 Race 7: LADBROKES RACING CLUB Class 1 Plate - 1300m
 03 January 2025 - 16:39
 Track Rating: Soft 5, Weather: Overcast, Rail Position: True



Section	Overall	1200m	1000m	800m	600m	400m	200m
Section Times	1:16.87 [1] (0:07.79)	1:09.08 [2] (0:11.16)	0:57.92 [4] (0:11.11)	0:46.81 [3] (0:11.64)	0:35.17 [4] (0:11.73)	0:23.44 [4] (0:11.39)	0:12.05 [2] (0:12.05)
Average Speed [km/h]	46.5	64.8	65.0	62.3	61.6	62.9	59.8
Top Speed [km/h]	63.5	66.8	66.5	63.0	62.9	63.7	63.0
Avg. Dist. to Rail [m]	14.0	4.1	1.5	1.5	0.4	1.8	2.6
Avg. Stride Freq. [Hz]	2.4	2.5	2.4	2.3	2.4	2.4	2.4
Avg. Stride Length [m]	4.9	7.3	7.5	7.4	7.2	7.3	7.1



- [] Ranking at each section and finish
- .-.- No data available at this section
- NA No data available



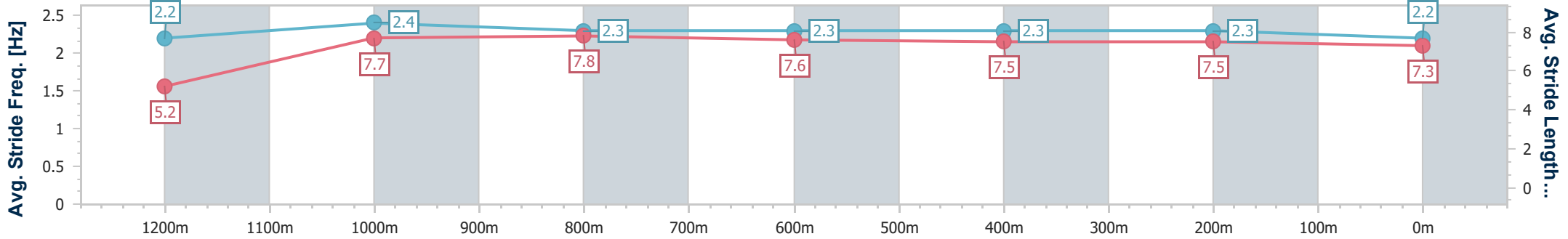
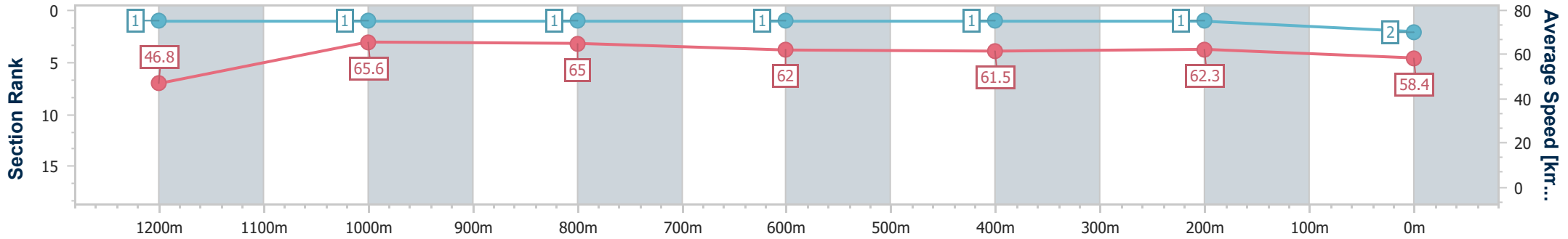
Horse/Jockey Name	Fortress Australia
Final Rank	2
Fastest Section Time (Section)	0:07.68 (Overall)
Top Speed [km/h] (Section)	68.0 (1200m)
Race State	Finished



Mackay QLD Professional
 Race 7: LADBROKES RACING CLUB Class 1 Plate - 1300m
 03 January 2025 - 16:39
 Track Rating: Soft 5, Weather: Overcast, Rail Position: True



Section	Overall	1200m	1000m	800m	600m	400m	200m
Section Times	1:16.90 [2] (0:07.68)	1:09.22 [1] (0:11.04)	0:58.18 [1] (0:11.07)	0:47.11 [1] (0:11.61)	0:35.50 [1] (0:11.65)	0:23.85 [1] (0:11.51)	0:12.34 [1] (0:12.34)
Average Speed [km/h]	46.8	65.6	65.0	62.0	61.5	62.3	58.4
Top Speed [km/h]	61.9	68.0	67.3	63.4	62.6	63.4	61.5
Avg. Dist. to Rail [m]	11.7	3.6	0.6	0.4	0.6	0.8	1.1
Avg. Stride Freq. [Hz]	2.2	2.4	2.3	2.3	2.3	2.3	2.2
Avg. Stride Length [m]	5.2	7.7	7.8	7.6	7.5	7.5	7.3



- [] Ranking at each section and finish
- .-.- No data available at this section
- NA No data available



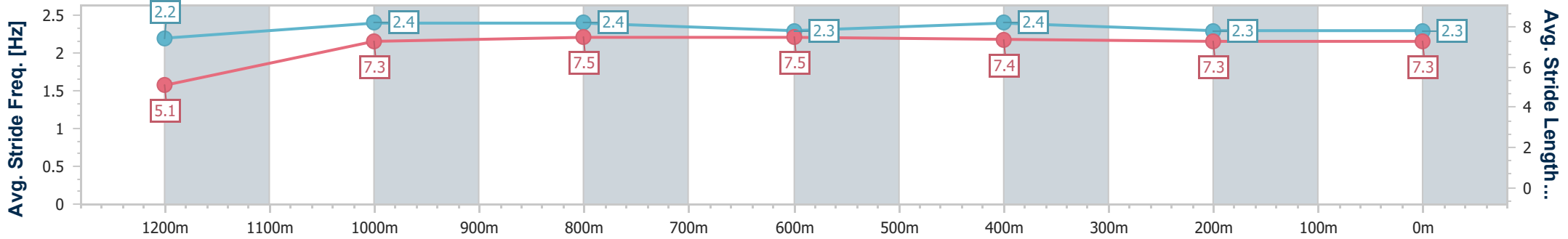
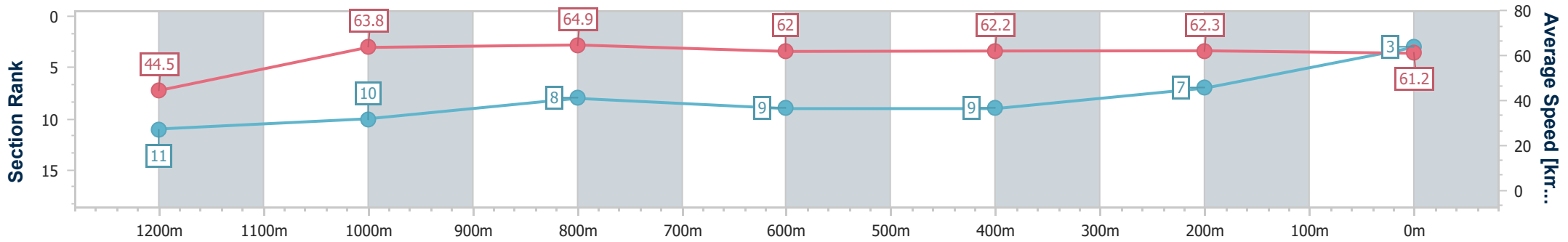
Horse/Jockey Name	Rothfury
Final Rank	3
Fastest Section Time (Section)	0:08.09 (Overall)
Top Speed [km/h] (Section)	65.9 (1000m)
Race State	Finished



Mackay QLD Professional
 Race 7: LADBROKES RACING CLUB Class 1 Plate - 1300m
 03 January 2025 - 16:39
 Track Rating: Soft 5, Weather: Overcast, Rail Position: True



Section	Overall	1200m	1000m	800m	600m	400m	200m
Section Times	1:17.27 [3] (0:08.09)	1:09.18 [11] (0:11.31)	0:57.87 [10] (0:11.12)	0:46.75 [8] (0:11.63)	0:35.12 [9] (0:11.71)	0:23.41 [9] (0:11.63)	0:11.78 [7] (0:11.78)
Average Speed [km/h]	44.5	63.8	64.9	62.0	62.2	62.3	61.2
Top Speed [km/h]	60.9	65.8	65.9	62.8	62.8	63.3	63.3
Avg. Dist. to Rail [m]	4.1	1.5	1.0	0.9	1.3	4.1	4.0
Avg. Stride Freq. [Hz]	2.2	2.4	2.4	2.3	2.4	2.3	2.3
Avg. Stride Length [m]	5.1	7.3	7.5	7.5	7.4	7.3	7.3



- [] Ranking at each section and finish
- .-.- No data available at this section
- NA No data available



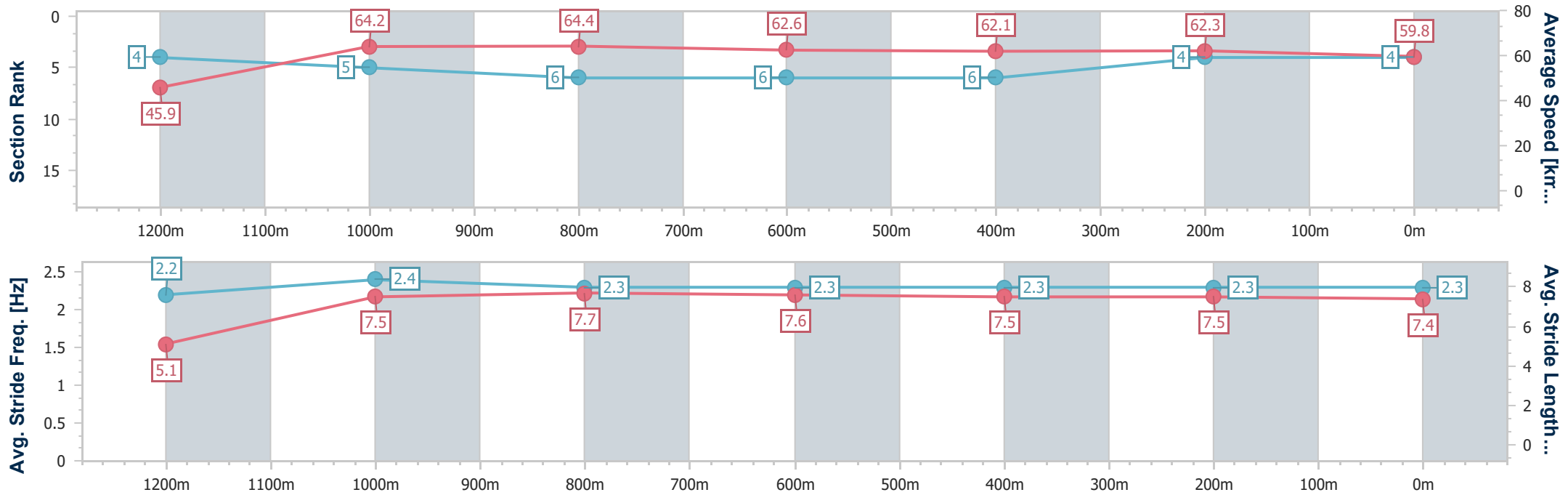
Horse/Jockey Name	D'esprit
Final Rank	4
Fastest Section Time (Section)	0:07.85 (Overall)
Top Speed [km/h] (Section)	65.9 (1000m)
Race State	Finished



Mackay QLD Professional
 Race 7: LADBROKES RACING CLUB Class 1 Plate - 1300m
 03 January 2025 - 16:39
 Track Rating: Soft 5, Weather: Overcast, Rail Position: True



Section	Overall	1200m	1000m	800m	600m	400m	200m
Section Times	1:17.32 [4] (0:07.85)	1:09.47 [4] (0:11.24)	0:58.23 [5] (0:11.23)	0:47.00 [6] (0:11.54)	0:35.46 [6] (0:11.77)	0:23.69 [6] (0:11.65)	0:12.04 [4] (0:12.04)
Average Speed [km/h]	45.9	64.2	64.4	62.6	62.1	62.3	59.8
Top Speed [km/h]	60.8	65.6	65.9	63.7	63.2	63.7	62.3
Avg. Dist. to Rail [m]	7.2	2.7	1.1	1.0	2.1	4.8	5.4
Avg. Stride Freq. [Hz]	2.2	2.4	2.3	2.3	2.3	2.3	2.3
Avg. Stride Length [m]	5.1	7.5	7.7	7.6	7.5	7.5	7.4



- [] Ranking at each section and finish
- .-.- No data available at this section
- NA No data available



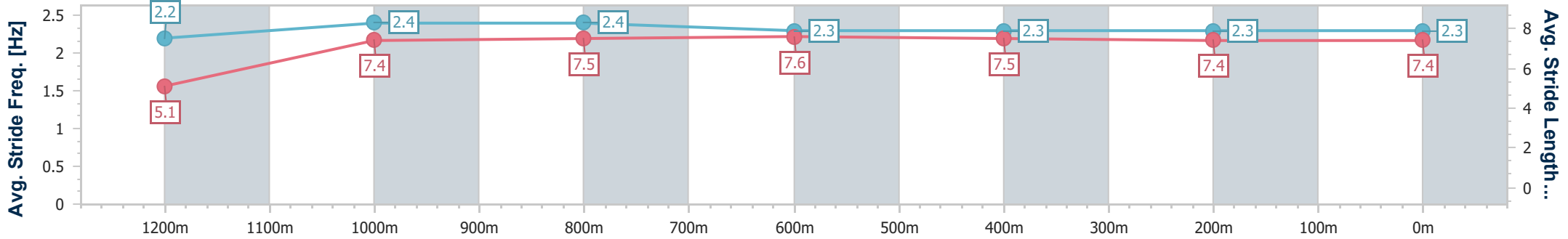
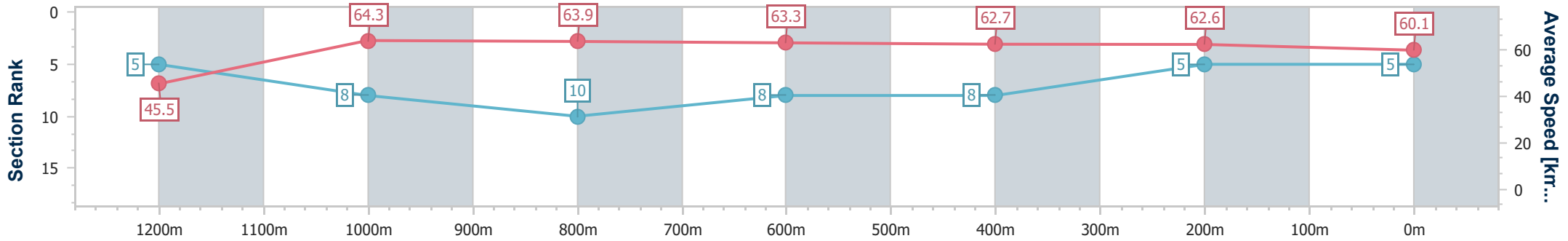
Horse/Jockey Name	Electric Brae
Final Rank	5
Fastest Section Time (Section)	0:07.94 (Overall)
Top Speed [km/h] (Section)	65.4 (1200m)
Race State	Finished



Mackay QLD Professional
 Race 7: LADBROKES RACING CLUB Class 1 Plate - 1300m
 03 January 2025 - 16:39
 Track Rating: Soft 5, Weather: Overcast, Rail Position: True



Section	Overall	1200m	1000m	800m	600m	400m	200m
Section Times	1:17.39 [5] (0:07.94)	1:09.45 [5] (0:11.29)	0:58.16 [8] (0:11.36)	0:46.80 [10] (0:11.49)	0:35.31 [8] (0:11.69)	0:23.62 [8] (0:11.61)	0:12.01 [5] (0:12.01)
Average Speed [km/h]	45.5	64.3	63.9	63.3	62.7	62.6	60.1
Top Speed [km/h]	62.7	65.4	64.9	64.4	63.2	63.8	62.4
Avg. Dist. to Rail [m]	10.7	5.3	3.0	3.6	2.4	5.8	7.3
Avg. Stride Freq. [Hz]	2.2	2.4	2.4	2.3	2.3	2.3	2.3
Avg. Stride Length [m]	5.1	7.4	7.5	7.6	7.5	7.4	7.4



- [] Ranking at each section and finish
- .-.- No data available at this section
- NA No data available



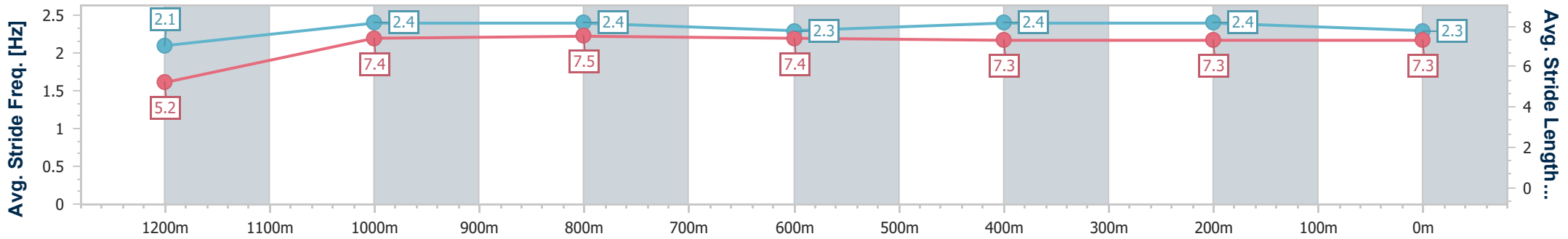
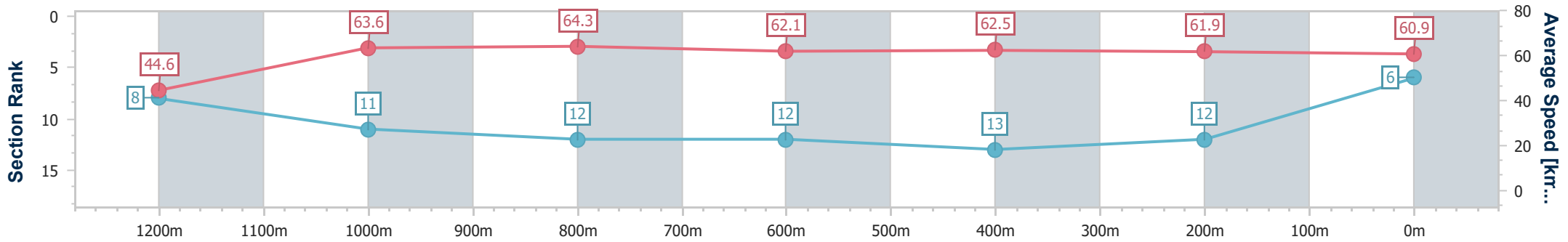
Horse/Jockey Name	Me Time
Final Rank	6
Fastest Section Time (Section)	0:08.03 (Overall)
Top Speed [km/h] (Section)	65.6 (1200m)
Race State	Finished



Mackay QLD Professional
 Race 7: LADBROKES RACING CLUB Class 1 Plate - 1300m
 03 January 2025 - 16:39
 Track Rating: Soft 5, Weather: Overcast, Rail Position: True



Section	Overall	1200m	1000m	800m	600m	400m	200m
Section Times	1:17.61 [6] (0:08.03)	1:09.58 [8] (0:11.41)	0:58.17 [11] (0:11.32)	0:46.85 [12] (0:11.71)	0:35.14 [12] (0:11.66)	0:23.48 [13] (0:11.65)	0:11.83 [12] (0:11.83)
Average Speed [km/h]	44.6	63.6	64.3	62.1	62.5	61.9	60.9
Top Speed [km/h]	61.2	65.6	65.6	63.9	64.4	63.5	62.7
Avg. Dist. to Rail [m]	10.4	4.7	2.6	2.9	1.6	3.0	5.5
Avg. Stride Freq. [Hz]	2.1	2.4	2.4	2.3	2.4	2.4	2.3
Avg. Stride Length [m]	5.2	7.4	7.5	7.4	7.3	7.3	7.3



- [] Ranking at each section and finish
- .-.- No data available at this section
- NA No data available



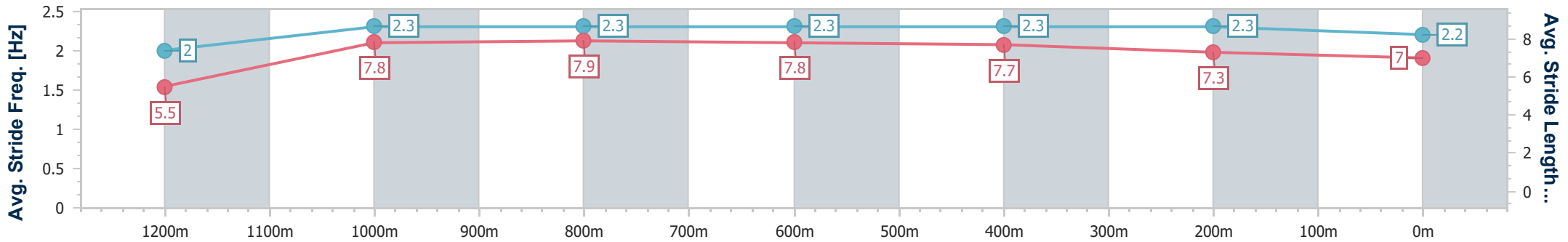
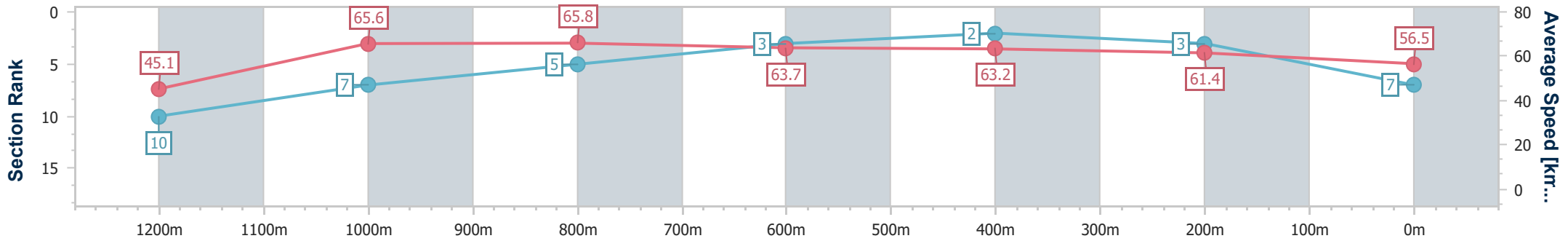
Horse/Jockey Name	Silver Hammer
Final Rank	7
Fastest Section Time (Section)	0:08.06 (Overall)
Top Speed [km/h] (Section)	67.6 (1000m)
Race State	Finished



Mackay QLD Professional
 Race 7: LADBROKES RACING CLUB Class 1 Plate - 1300m
 03 January 2025 - 16:39
 Track Rating: Soft 5, Weather: Overcast, Rail Position: True



Section	Overall	1200m	1000m	800m	600m	400m	200m
Section Times	1:17.63 [7] (0:08.06)	1:09.57 [10] (0:11.05)	0:58.52 [7] (0:11.12)	0:47.40 [5] (0:11.42)	0:35.98 [3] (0:11.51)	0:24.47 [2] (0:11.71)	0:12.76 [3] (0:12.76)
Average Speed [km/h]	45.1	65.6	65.8	63.7	63.2	61.4	56.5
Top Speed [km/h]	61.8	67.3	67.6	64.9	64.3	63.2	59.8
Avg. Dist. to Rail [m]	14.9	6.0	4.5	4.7	1.2	2.0	2.2
Avg. Stride Freq. [Hz]	2.0	2.3	2.3	2.3	2.3	2.3	2.2
Avg. Stride Length [m]	5.5	7.8	7.9	7.8	7.7	7.3	7.0



- [] Ranking at each section and finish
- .-.- No data available at this section
- NA No data available



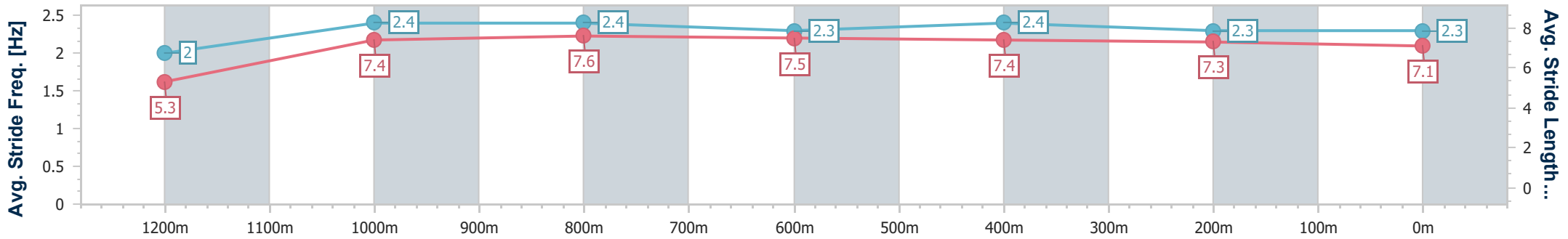
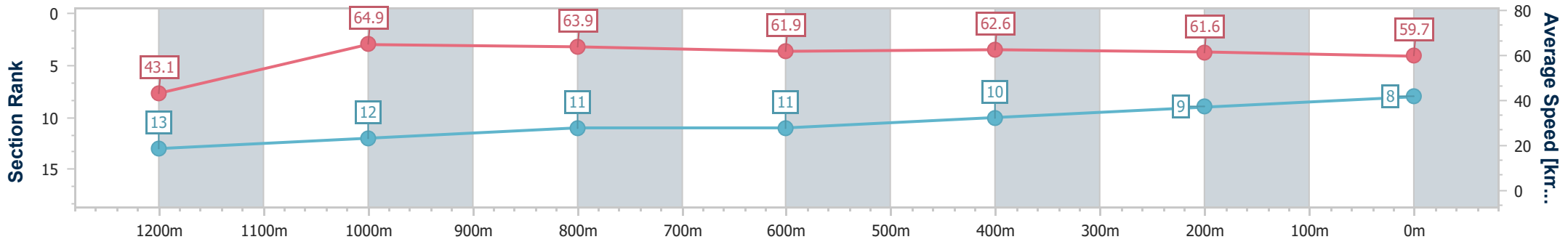
Horse/Jockey Name	Not A Guru
Final Rank	8
Fastest Section Time (Section)	0:08.34 (Overall)
Top Speed [km/h] (Section)	66.8 (1200m)
Race State	Finished



Mackay QLD Professional
 Race 7: LADBROKES RACING CLUB Class 1 Plate - 1300m
 03 January 2025 - 16:39
 Track Rating: Soft 5, Weather: Overcast, Rail Position: True



Section	Overall	1200m	1000m	800m	600m	400m	200m
Section Times	1:17.66 [8] (0:08.34)	1:09.32 [13] (0:11.17)	0:58.15 [12] (0:11.23)	0:46.92 [11] (0:11.66)	0:35.26 [11] (0:11.53)	0:23.73 [10] (0:11.70)	0:12.03 [9] (0:12.03)
Average Speed [km/h]	43.1	64.9	63.9	61.9	62.6	61.6	59.7
Top Speed [km/h]	61.6	66.8	65.9	63.8	63.9	63.4	62.0
Avg. Dist. to Rail [m]	7.6	1.6	0.4	0.7	0.4	1.8	1.0
Avg. Stride Freq. [Hz]	2.0	2.4	2.4	2.3	2.4	2.3	2.3
Avg. Stride Length [m]	5.3	7.4	7.6	7.5	7.4	7.3	7.1



- [] Ranking at each section and finish
- .-.- No data available at this section
- NA No data available



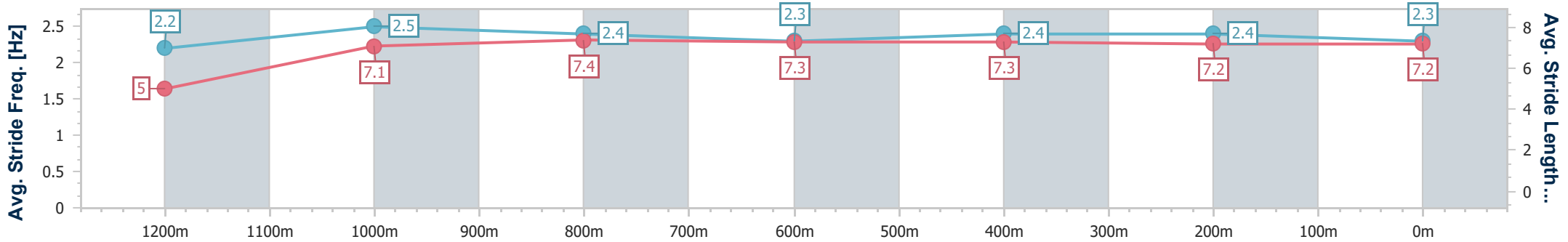
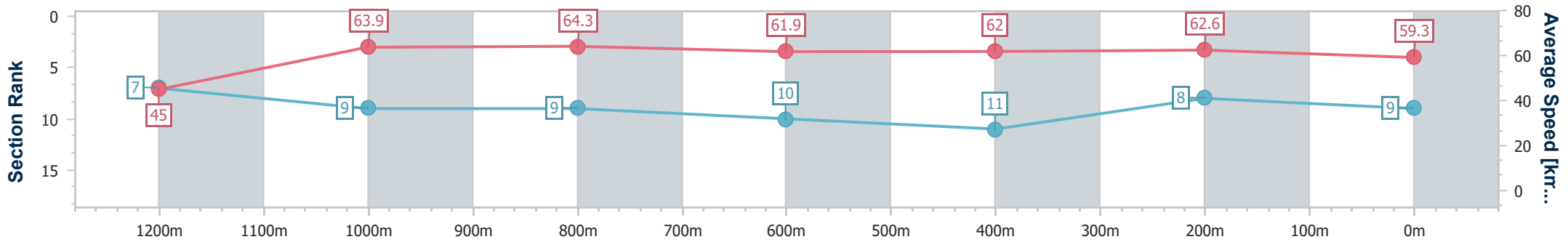
Horse/Jockey Name	Roc De Russian
Final Rank	9
Fastest Section Time (Section)	0:07.98 (Overall)
Top Speed [km/h] (Section)	65.6 (1200m)
Race State	Finished



Mackay QLD Professional
 Race 7: LADBROKES RACING CLUB Class 1 Plate - 1300m
 03 January 2025 - 16:39
 Track Rating: Soft 5, Weather: Overcast, Rail Position: True



Section	Overall	1200m	1000m	800m	600m	400m	200m
Section Times	1:17.73 [9] (0:07.98)	1:09.75 [7] (0:11.32)	0:58.43 [9] (0:11.28)	0:47.15 [9] (0:11.67)	0:35.48 [10] (0:11.74)	0:23.74 [11] (0:11.59)	0:12.15 [8] (0:12.15)
Average Speed [km/h]	45.0	63.9	64.3	61.9	62.0	62.6	59.3
Top Speed [km/h]	61.2	65.6	65.5	64.0	63.8	63.6	61.8
Avg. Dist. to Rail [m]	8.2	2.9	1.1	1.5	1.9	5.4	6.8
Avg. Stride Freq. [Hz]	2.2	2.5	2.4	2.3	2.4	2.4	2.3
Avg. Stride Length [m]	5.0	7.1	7.4	7.3	7.3	7.2	7.2



- [] Ranking at each section and finish
- .-.- No data available at this section
- NA No data available



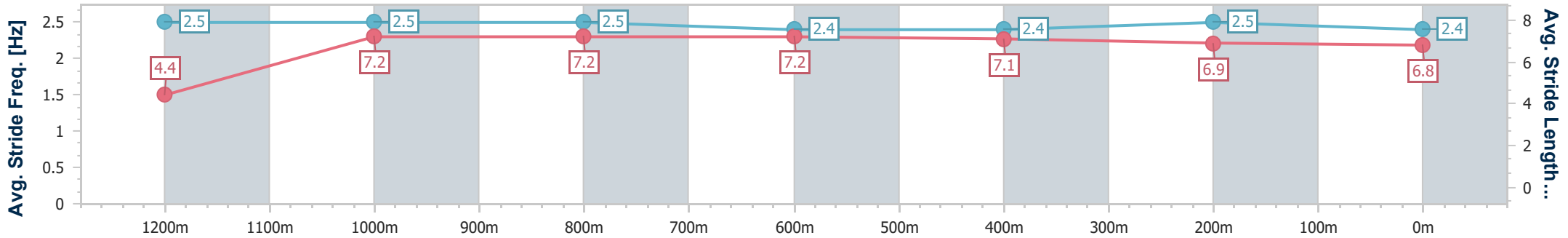
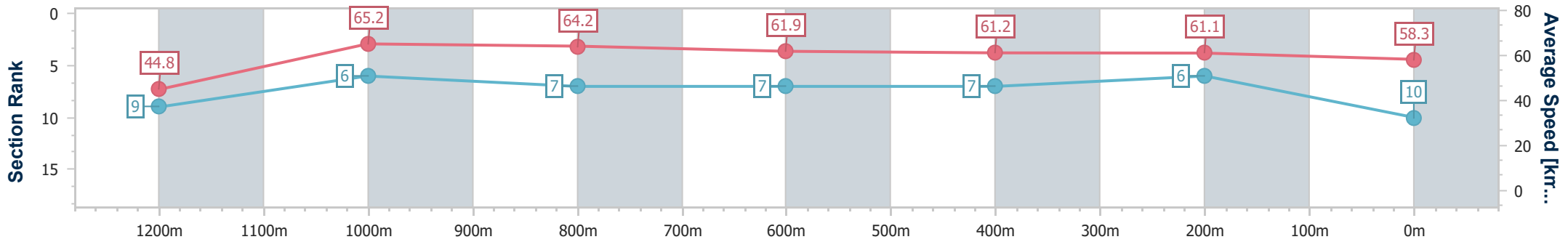
Horse/Jockey Name	Platinum Field
Final Rank	10
Fastest Section Time (Section)	0:08.05 (Overall)
Top Speed [km/h] (Section)	66.8 (1200m)
Race State	Finished



Mackay QLD Professional
 Race 7: LADBROKES RACING CLUB Class 1 Plate - 1300m
 03 January 2025 - 16:39
 Track Rating: Soft 5, Weather: Overcast, Rail Position: True



Section	Overall	1200m	1000m	800m	600m	400m	200m
Section Times	1:17.83 [10] (0:08.05)	1:09.78 [9] (0:11.06)	0:58.72 [6] (0:11.26)	0:47.46 [7] (0:11.61)	0:35.85 [7] (0:11.67)	0:24.18 [7] (0:11.80)	0:12.38 [6] (0:12.38)
Average Speed [km/h]	44.8	65.2	64.2	61.9	61.2	61.1	58.3
Top Speed [km/h]	64.0	66.8	66.8	62.9	62.1	61.6	61.5
Avg. Dist. to Rail [m]	4.9	1.1	0.4	0.7	0.8	3.8	4.3
Avg. Stride Freq. [Hz]	2.5	2.5	2.5	2.4	2.4	2.5	2.4
Avg. Stride Length [m]	4.4	7.2	7.2	7.2	7.1	6.9	6.8



- [] Ranking at each section and finish
- .-.- No data available at this section
- NA No data available



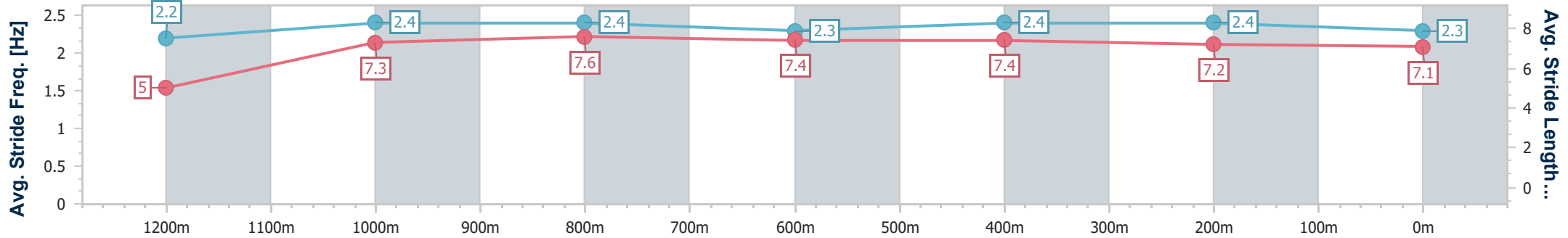
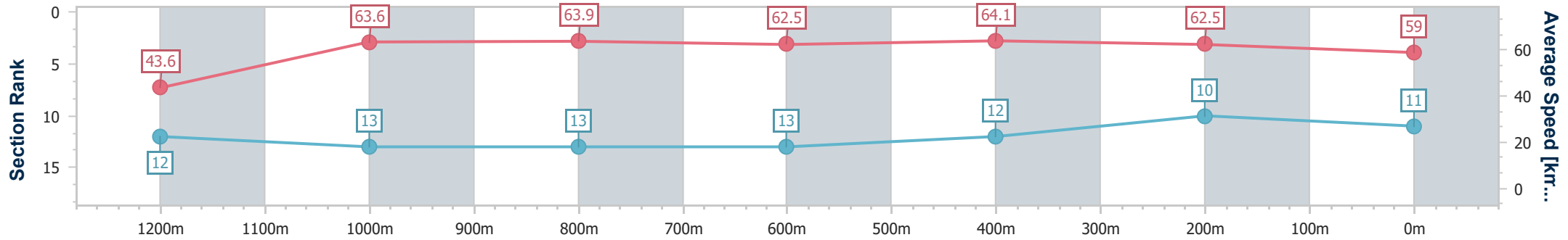
Horse/Jockey Name	Cannon Hill
Final Rank	11
Fastest Section Time (Section)	0:08.28 (Overall)
Top Speed [km/h] (Section)	64.9 (1000m)
Race State	Finished



Mackay QLD Professional
 Race 7: LADBROKES RACING CLUB Class 1 Plate - 1300m
 03 January 2025 - 16:39
 Track Rating: Soft 5, Weather: Overcast, Rail Position: True



Section	Overall	1200m	1000m	800m	600m	400m	200m
Section Times	1:17.87 [11] (0:08.28)	1:09.59 [12] (0:11.39)	0:58.20 [13] (0:11.38)	0:46.82 [13] (0:11.57)	0:35.25 [13] (0:11.41)	0:23.84 [12] (0:11.61)	0:12.23 [10] (0:12.23)
Average Speed [km/h]	43.6	63.6	63.9	62.5	64.1	62.5	59.0
Top Speed [km/h]	60.6	64.9	64.9	63.3	64.6	63.8	62.3
Avg. Dist. to Rail [m]	11.5	4.1	2.9	2.6	1.8	6.5	8.5
Avg. Stride Freq. [Hz]	2.2	2.4	2.4	2.3	2.4	2.4	2.3
Avg. Stride Length [m]	5.0	7.3	7.6	7.4	7.4	7.2	7.1



- [] Ranking at each section and finish
- .-.- No data available at this section
- NA No data available



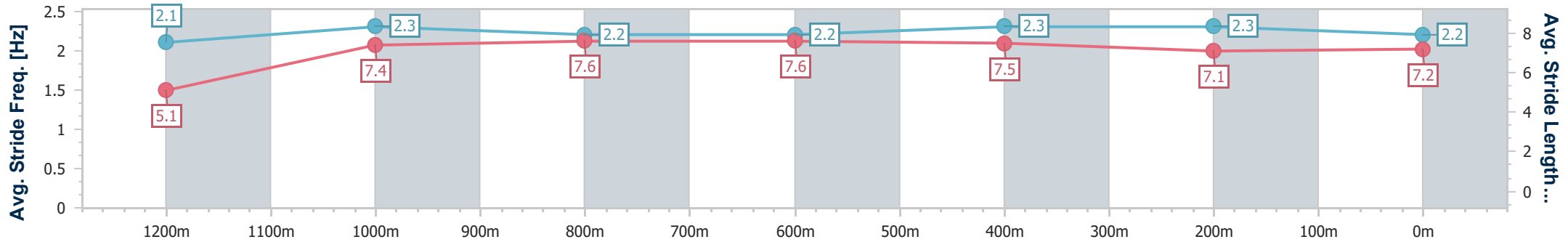
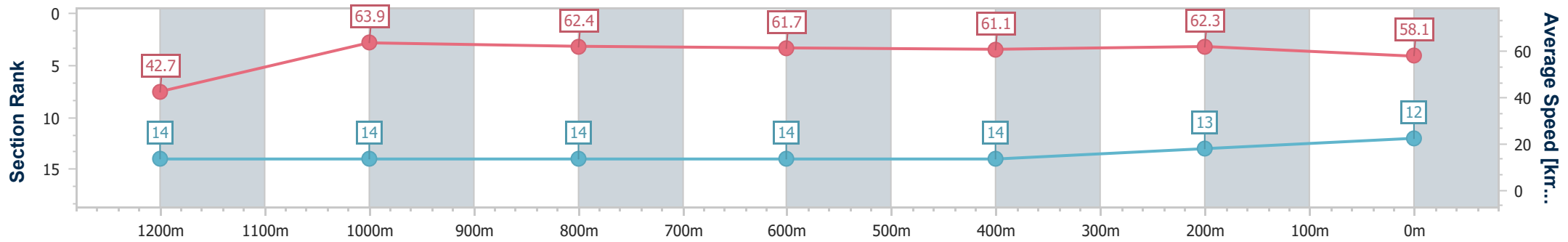
Horse/Jockey Name	Make It Flashy
Final Rank	12
Fastest Section Time (Section)	0:08.43 (Overall)
Top Speed [km/h] (Section)	65.2 (1200m)
Race State	Finished



Mackay QLD Professional
 Race 7: LADBROKES RACING CLUB Class 1 Plate - 1300m
 03 January 2025 - 16:39
 Track Rating: Soft 5, Weather: Overcast, Rail Position: True



Section	Overall	1200m	1000m	800m	600m	400m	200m
Section Times	1:18.20 [12] (0:08.43)	1:09.77 [14] (0:11.32)	0:58.45 [14] (0:11.49)	0:46.96 [14] (0:11.58)	0:35.38 [14] (0:11.46)	0:23.92 [14] (0:11.52)	0:12.40 [13] (0:12.40)
Average Speed [km/h]	42.7	63.9	62.4	61.7	61.1	62.3	58.1
Top Speed [km/h]	60.8	65.2	63.8	62.6	62.3	63.0	60.8
Avg. Dist. to Rail [m]	9.4	2.9	1.2	2.7	3.3	1.2	2.0
Avg. Stride Freq. [Hz]	2.1	2.3	2.2	2.2	2.3	2.3	2.2
Avg. Stride Length [m]	5.1	7.4	7.6	7.6	7.5	7.1	7.2



- [] Ranking at each section and finish
- .-.- No data available at this section
- NA No data available



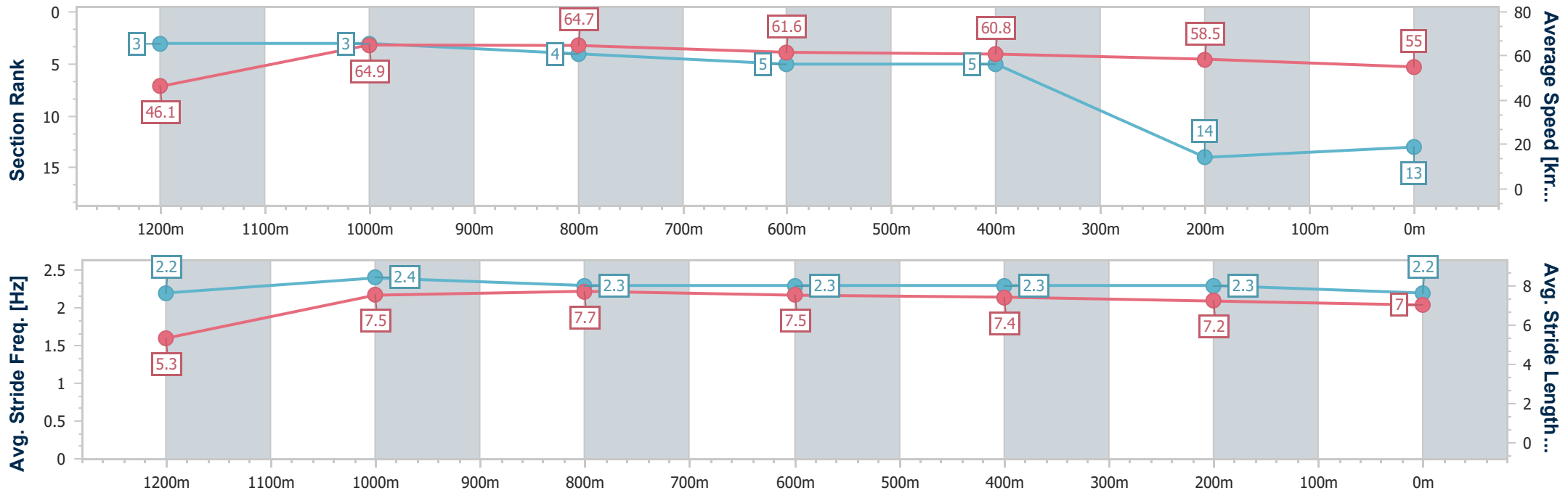
Horse/Jockey Name	Coppabella Road
Final Rank	13
Fastest Section Time (Section)	0:07.81 (Overall)
Top Speed [km/h] (Section)	67.5 (1200m)
Race State	Finished



Mackay QLD Professional
 Race 7: LADBROKES RACING CLUB Class 1 Plate - 1300m
 03 January 2025 - 16:39
 Track Rating: Soft 5, Weather: Overcast, Rail Position: True



Section	Overall	1200m	1000m	800m	600m	400m	200m
Section Times	1:18.98 [13] (0:07.81)	1:11.17 [3] (0:11.09)	1:00.08 [3] (0:11.18)	0:48.90 [4] (0:11.65)	0:37.25 [5] (0:11.82)	0:25.43 [5] (0:12.30)	0:13.13 [14] (0:13.13)
Average Speed [km/h]	46.1	64.9	64.7	61.6	60.8	58.5	55.0
Top Speed [km/h]	62.8	67.5	66.4	62.7	61.8	59.9	58.1
Avg. Dist. to Rail [m]	5.8	1.5	0.6	0.6	0.4	0.5	1.5
Avg. Stride Freq. [Hz]	2.2	2.4	2.3	2.3	2.3	2.3	2.2
Avg. Stride Length [m]	5.3	7.5	7.7	7.5	7.4	7.2	7.0



- [] Ranking at each section and finish
- .-.- No data available at this section
- NA No data available



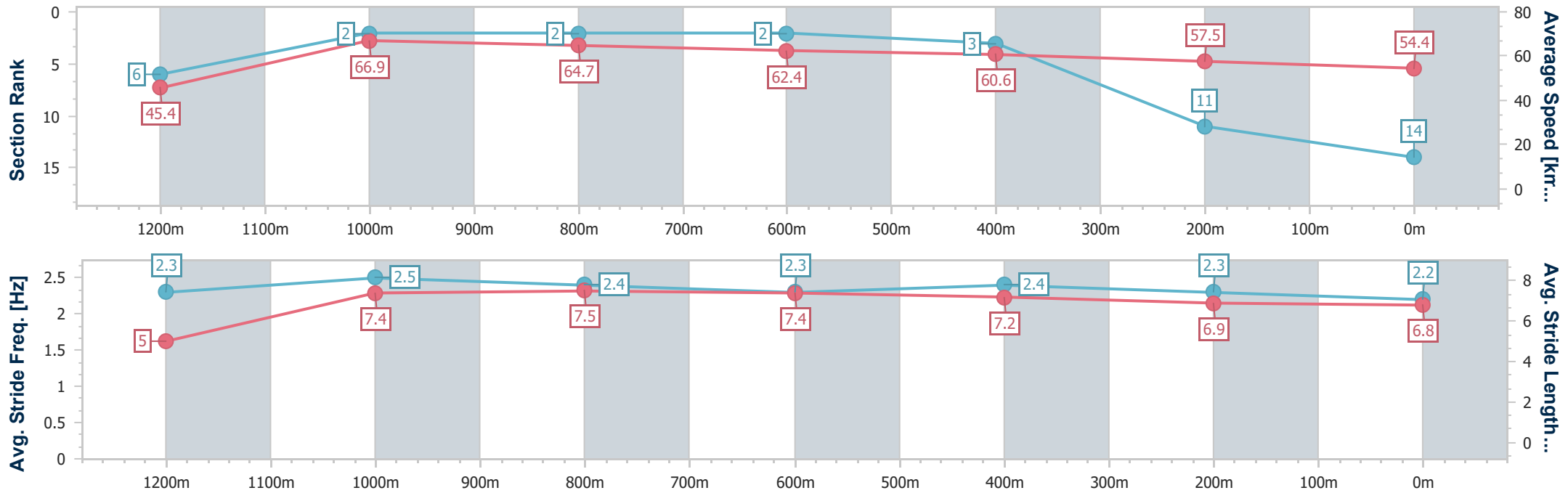
Horse/Jockey Name	Convertor
Final Rank	14
Fastest Section Time (Section)	0:07.94 (Overall)
Top Speed [km/h] (Section)	68.1 (1200m)
Race State	Finished



Mackay QLD Professional
 Race 7: LADBROKES RACING CLUB Class 1 Plate - 1300m
 03 January 2025 - 16:39
 Track Rating: Soft 5, Weather: Overcast, Rail Position: True



Section	Overall	1200m	1000m	800m	600m	400m	200m
Section Times	1:19.05 [14] (0:07.94)	1:11.11 [6] (0:10.86)	1:00.25 [2] (0:11.20)	0:49.05 [2] (0:11.54)	0:37.51 [2] (0:11.76)	0:25.75 [3] (0:12.47)	0:13.28 [11] (0:13.28)
Average Speed [km/h]	45.4	66.9	64.7	62.4	60.6	57.5	54.4
Top Speed [km/h]	63.3	68.1	68.1	63.2	61.4	59.1	57.0
Avg. Dist. to Rail [m]	13.4	5.8	1.4	0.5	1.3	1.0	2.8
Avg. Stride Freq. [Hz]	2.3	2.5	2.4	2.3	2.4	2.3	2.2
Avg. Stride Length [m]	5.0	7.4	7.5	7.4	7.2	6.9	6.8



- [] Ranking at each section and finish
- .-.- No data available at this section
- NA No data available