



# Mackay QLD Professional

## Race 3: LADBROKES ODDS SURGE Maiden Plate - 1100m

03 January 2025 - 14:14



MACKAY TURF CLUB  
Ooralea Racecourse

Track Rating: Soft 5, Weather: Overcast, Rail Position: True

Section		Overall	1000m	800m	600m	400m	200m	Last 600m					
Field Times		1:03.82 (0:07.80)	0:56.02 (0:10.79)	0:45.23 (0:10.89)	0:34.34 (0:11.03)	0:23.31 (0:11.25)	0:12.06 (0:12.06)	0:34.34					
Rank	TAB Horse/Jockey	Barrier	Top Speed [km/h]	Fastest Section							Margin	Distance Travelled [m]	
1	7 IRISH ROCKET Nikki Olzard	5	67.3 600m	0:07.92 Overall	1:03.82 [1] (0:07.92)	0:55.90 [3] (0:10.94)	0:44.96 [2] (0:10.96)	0:34.00 [2] (0:11.01)	0:22.99 [2] (0:11.21)	0:11.78 [2] (0:11.78)	1:03.82	0:34.00	
2	2 LUCKY STRONG Ashley Butler	9	68.5 1000m	0:07.80 Overall	1:03.95 [2] (0:07.80)	0:56.15 [1] (0:10.79)	0:45.36 [1] (0:10.89)	0:34.47 [1] (0:11.03)	0:23.44 [1] (0:11.25)	0:12.19 [1] (0:12.19)	0.73L	0:34.47	+1
3	13 THORMENDOUS MISS Adam Sewell	6	67.8 800m	0:08.38 Overall	1:04.67 [3] (0:08.38)	0:56.29 [10] (0:11.03)	0:45.26 [8] (0:10.94)	0:34.32 [6] (0:11.26)	0:23.06 [6] (0:11.30)	0:11.76 [3] (0:11.76)	4.99L	0:34.32	-4
4	8 LATIN LOVE Georgina Cartwright	12	66.9 1000m	0:08.07 Overall	1:05.53 [4] (0:08.07)	0:57.46 [5] (0:11.29)	0:46.17 [7] (0:11.16)	0:35.01 [8] (0:11.35)	0:23.66 [8] (0:11.52)	0:12.14 [8] (0:12.14)	10.05L	0:35.01	+5
5	6 FIRE SPHERE Tahlia Fenlon	4	66.6 1000m	0:08.09 Overall	1:05.58 [5] (0:08.09)	0:57.49 [6] (0:11.14)	0:46.35 [6] (0:11.14)	0:35.21 [7] (0:11.42)	0:23.79 [7] (0:11.60)	0:12.19 [7] (0:12.19)	10.33L	0:35.21	+5
6	5 DIAMOND DEGREE Leah Martyn	11	67.4 1000m	0:07.91 Overall	1:05.80 [6] (0:07.91)	0:57.89 [2] (0:11.01)	0:46.88 [3] (0:11.14)	0:35.74 [4] (0:11.50)	0:24.24 [4] (0:11.79)	0:12.45 [5] (0:12.45)	11.65L	0:35.74	+10
7	1 ALL POWERED UP Paul Hamblin	3	67.3 1000m	0:08.10 Overall	1:05.82 [7] (0:08.10)	0:57.72 [7] (0:11.00)	0:46.72 [5] (0:11.02)	0:35.70 [5] (0:11.48)	0:24.22 [5] (0:11.78)	0:12.44 [6] (0:12.44)	11.74L	0:35.70	+3
8	10 OHMIKKIUSOFINE Nathan Thomas	7	68.4 1000m	0:08.06 Overall	1:05.91 [8] (0:08.06)	0:57.85 [4] (0:10.97)	0:46.88 [4] (0:11.00)	0:35.88 [3] (0:11.43)	0:24.45 [3] (0:11.76)	0:12.69 [4] (0:12.69)	12.3L	0:35.88	+6
9	12 PLAY IT AS IT LAYS Jackson Murphy	1	66.4 800m	0:08.32 Overall	1:05.95 [9] (0:08.32)	0:57.63 [9] (0:11.38)	0:46.25 [10] (0:11.18)	0:35.07 [10] (0:11.08)	0:23.99 [9] (0:11.54)	0:12.45 [9] (0:12.45)	12.49L	0:35.07	-3
10	9 MISCHIEVOUS GIRL McKenzie Apel	8	67.4 1000m	0:08.32 Overall	1:06.04 [10] (0:08.32)	0:57.72 [8] (0:11.11)	0:46.61 [9] (0:11.36)	0:35.25 [9] (0:11.52)	0:23.73 [10] (0:11.51)	0:12.22 [10] (0:12.22)	13.01L	0:35.25	+3

Scratched: Kai Mondo (#3), Mishani Amore (#18), Deguello (#15), Embellished Eyes (#16), Only One General (#17)

[ ] Ranking at each section and finish  
-:--:- No data available at this section  
NA No data available

SCN Saddle cloth number  
DNF Did not finish  
DNT Did not track



# Mackay QLD Professional

## Race 3: LADBROKES ODDS SURGE Maiden Plate - 1100m



MACKAY TURF CLUB  
Ooralea Racecourse

03 January 2025 - 14:14

Track Rating: Soft 5, Weather: Overcast, Rail Position: True

Section		Overall	1000m	800m	600m	400m	200m	Last 600m					
Field Times		1:03.82 (0:07.80)	0:56.02 (0:10.79)	0:45.23 (0:10.89)	0:34.34 (0:11.03)	0:23.31 (0:11.25)	0:12.06 (0:12.06)	0:34.34					
Rank	TAB Horse/Jockey	Barrier	Top Speed [km/h]	Fastest Section	Margin							Distance Travelled [m]	
11	14 LORD DANILO Wanderson D'Avila	2	67.1 800m	0:08.62 Overall	1:06.20 [11] (0:08.62)	0:57.58 [12] (0:11.44)	0:46.14 [12] (0:11.00)	0:35.14 [11] (0:11.29)	0:23.85 [11] (0:11.48)	0:12.37 [11] (0:12.37)	13.97L	0:35.14	-3
12	11 PRINCESS SOPHIE Justin Stanley	13	66.9 800m	0:08.74 Overall	1:06.76 [12] (0:08.74)	0:58.02 [13] (0:11.47)	0:46.55 [13] (0:11.01)	0:35.54 [12] (0:11.32)	0:24.22 [12] (0:11.52)	0:12.70 [12] (0:12.70)	17.29L	0:35.54	+1
13	4 MYSTIC MOUNTAIN Warwick Satherley	10	66.8 800m	0:08.40 Overall	1:08.20 [13] (0:08.40)	0:59.80 [11] (0:11.56)	0:48.24 [11] (0:11.32)	0:36.92 [13] (0:12.01)	0:24.91 [13] (0:11.96)	0:12.95 [13] (0:12.95)	25.72L	0:36.92	+5

Scratched: Kai Mondo (#3), Mishani Amore (#18), Deguello (#15), Embellished Eyes (#16), Only One General (#17)



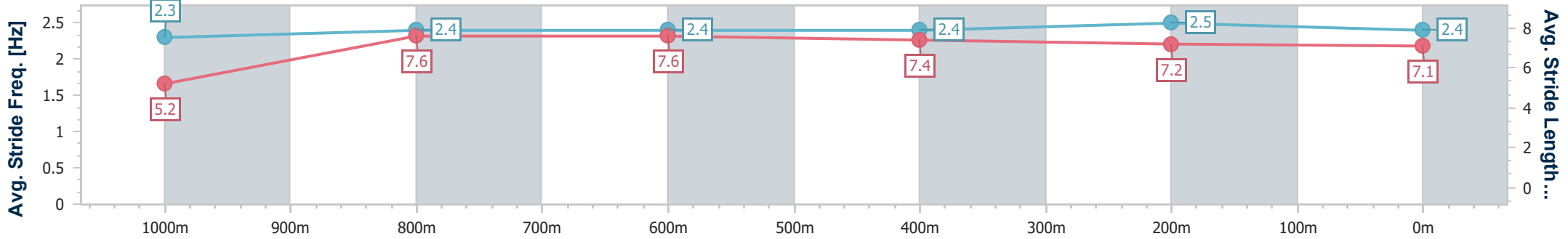
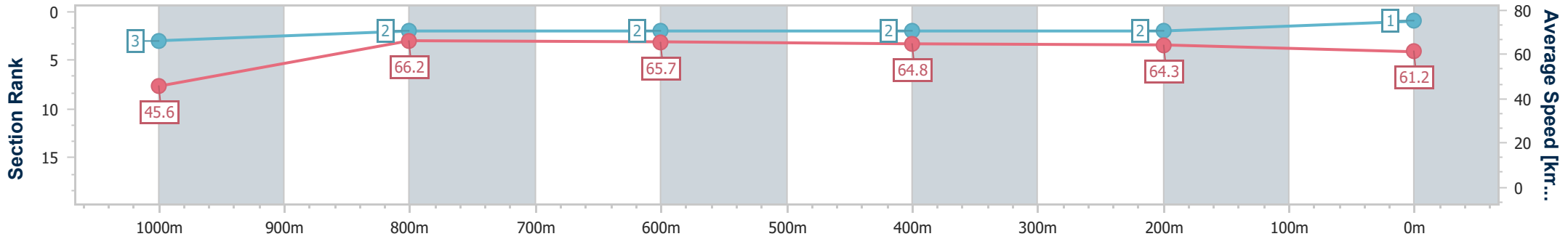
Horse/Jockey Name	Irish Rocket
Final Rank	1
Fastest Section Time (Section)	0:07.92 (Overall)
Top Speed [km/h] (Section)	67.3 (600m)
Race State	Finished



Mackay QLD Professional  
 Race 3: LADBROKES ODDS SURGE Maiden Plate - 1100m  
 03 January 2025 - 14:14  
 Track Rating: Soft 5, Weather: Overcast, Rail Position: True



Section	Overall	1000m	800m	600m	400m	200m
Section Times	1:03.82 [1] (0:07.92)	0:55.90 [3] (0:10.94)	0:44.96 [2] (0:10.96)	0:34.00 [2] (0:11.01)	0:22.99 [2] (0:11.21)	0:11.78 [2] (0:11.78)
Average Speed [km/h]	45.6	66.2	65.7	64.8	64.3	61.2
Top Speed [km/h]	63.9	66.9	66.7	67.3	65.3	64.0
Avg. Dist. to Rail [m]	5.4	1.8	0.9	1.0	2.8	5.4
Avg. Stride Freq. [Hz]	2.3	2.4	2.4	2.4	2.5	2.4
Avg. Stride Length [m]	5.2	7.6	7.6	7.4	7.2	7.1



- [ ] Ranking at each section and finish
- .-.- No data available at this section
- NA No data available



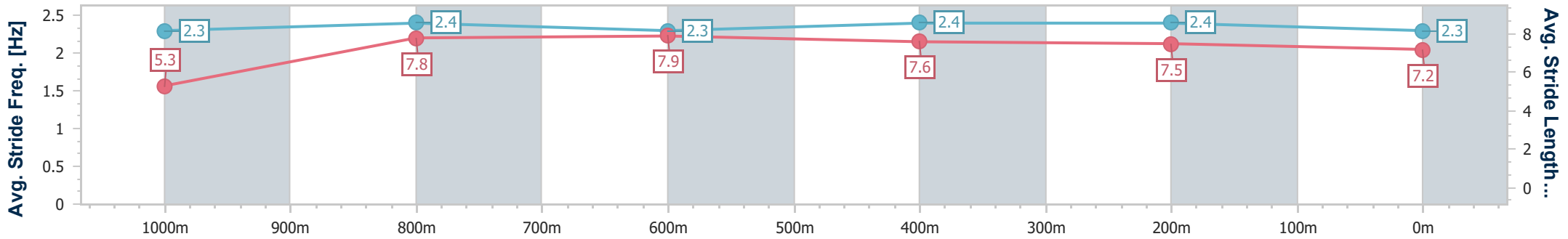
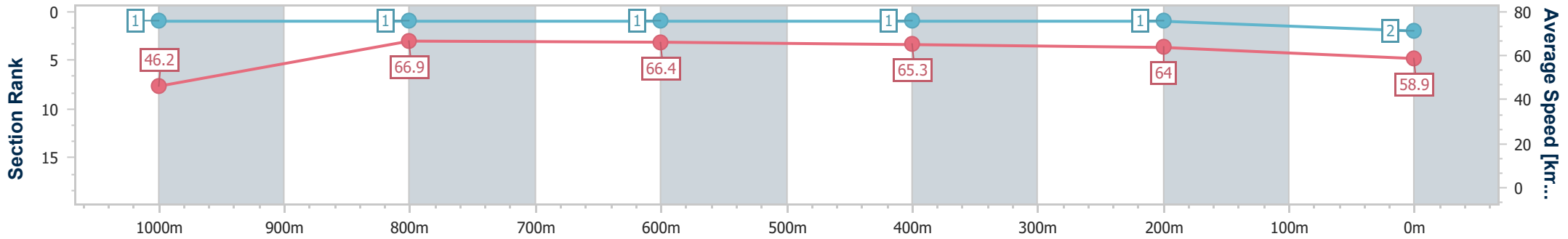
Horse/Jockey Name	Lucky Strong
Final Rank	2
Fastest Section Time (Section)	0:07.80 (Overall)
Top Speed [km/h] (Section)	68.5 (1000m)
Race State	Finished



Mackay QLD Professional  
 Race 3: LADBROKES ODDS SURGE Maiden Plate - 1100m  
 03 January 2025 - 14:14  
 Track Rating: Soft 5, Weather: Overcast, Rail Position: True



Section	Overall	1000m	800m	600m	400m	200m
Section Times	1:03.95 [2] (0:07.80)	0:56.15 [1] (0:10.79)	0:45.36 [1] (0:10.89)	0:34.47 [1] (0:11.03)	0:23.44 [1] (0:11.25)	0:12.19 [1] (0:12.19)
Average Speed [km/h]	46.2	66.9	66.4	65.3	64.0	58.9
Top Speed [km/h]	66.2	68.5	67.6	66.2	64.8	62.7
Avg. Dist. to Rail [m]	7.0	1.4	1.2	0.3	1.0	1.5
Avg. Stride Freq. [Hz]	2.3	2.4	2.3	2.4	2.4	2.3
Avg. Stride Length [m]	5.3	7.8	7.9	7.6	7.5	7.2



- [ ] Ranking at each section and finish
- .-.- No data available at this section
- NA No data available



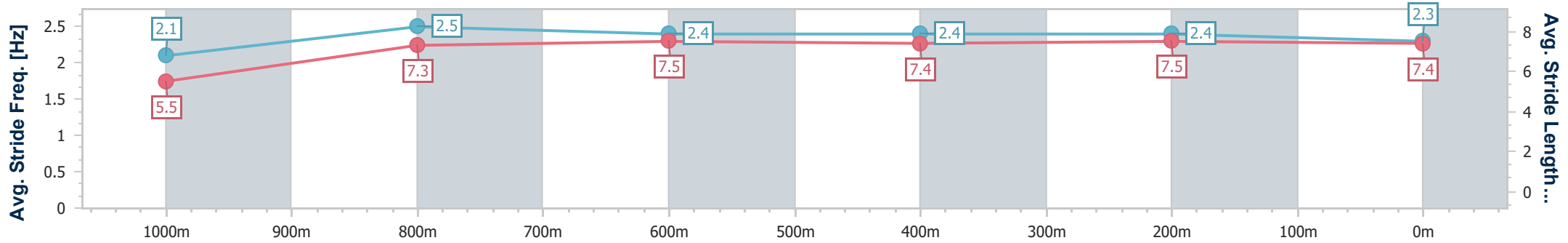
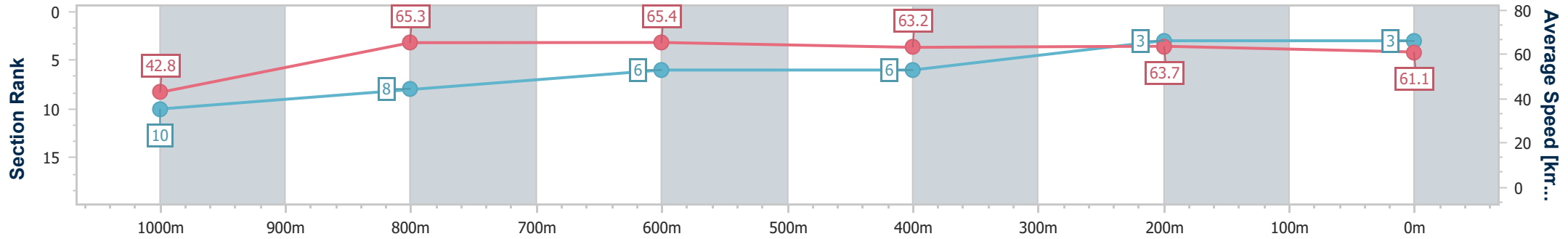
Horse/Jockey Name	Thormendous Miss
Final Rank	3
Fastest Section Time (Section)	0:08.38 (Overall)
Top Speed [km/h] (Section)	67.8 (800m)
Race State	Finished



Mackay QLD Professional  
 Race 3: LADBROKES ODDS SURGE Maiden Plate - 1100m  
 03 January 2025 - 14:14  
 Track Rating: Soft 5, Weather: Overcast, Rail Position: True



Section	Overall	1000m	800m	600m	400m	200m
Section Times	1:04.67 [3] (0:08.38)	0:56.29 [10] (0:11.03)	0:45.26 [8] (0:10.94)	0:34.32 [6] (0:11.26)	0:23.06 [6] (0:11.30)	0:11.76 [3] (0:11.76)
Average Speed [km/h]	42.8	65.3	65.4	63.2	63.7	61.1
Top Speed [km/h]	62.5	67.4	67.8	64.8	65.3	64.4
Avg. Dist. to Rail [m]	4.8	0.8	1.5	1.7	2.2	3.6
Avg. Stride Freq. [Hz]	2.1	2.5	2.4	2.4	2.4	2.3
Avg. Stride Length [m]	5.5	7.3	7.5	7.4	7.5	7.4



- [ ] Ranking at each section and finish
- .-.- No data available at this section
- NA No data available



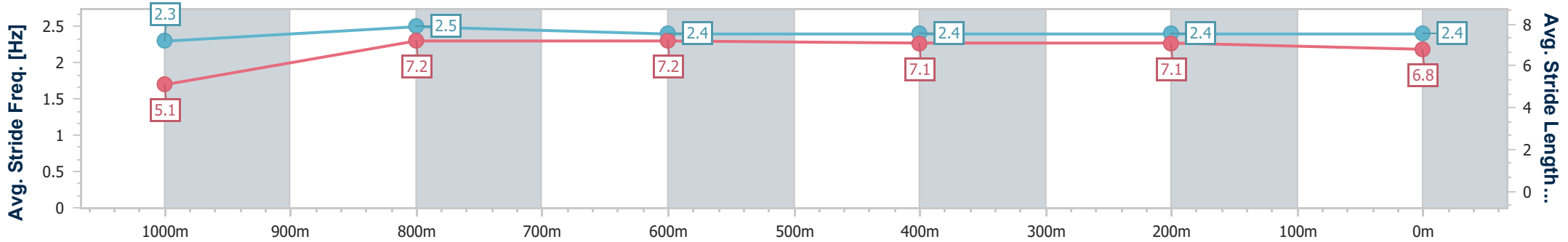
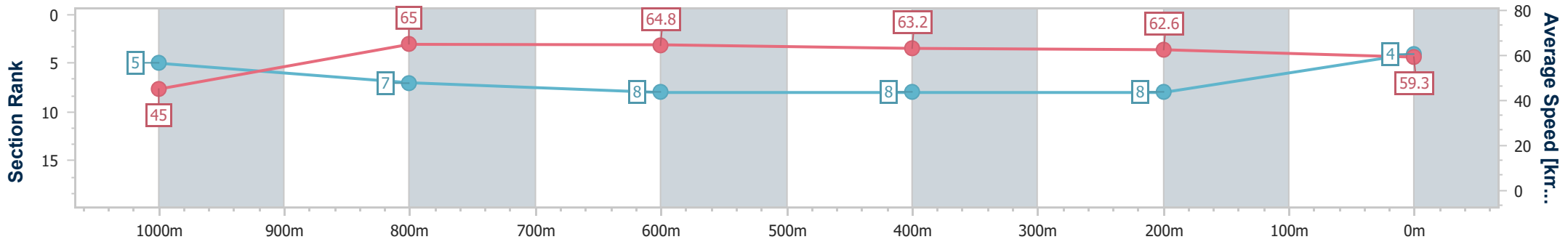
Horse/Jockey Name	Latin Love
Final Rank	4
Fastest Section Time (Section)	0:08.07 (Overall)
Top Speed [km/h] (Section)	66.9 (1000m)
Race State	Finished



Mackay QLD Professional  
 Race 3: LADBROKES ODDS SURGE Maiden Plate - 1100m  
 03 January 2025 - 14:14  
 Track Rating: Soft 5, Weather: Overcast, Rail Position: True



Section	Overall	1000m	800m	600m	400m	200m
Section Times	1:05.53 [4] (0:08.07)	0:57.46 [5] (0:11.29)	0:46.17 [7] (0:11.16)	0:35.01 [8] (0:11.35)	0:23.66 [8] (0:11.52)	0:12.14 [8]
Average Speed [km/h]	45.0	65.0	64.8	63.2	62.6	59.3
Top Speed [km/h]	61.7	66.9	66.3	63.6	63.4	62.0
Avg. Dist. to Rail [m]	11.5	6.0	2.3	0.7	4.1	6.6
Avg. Stride Freq. [Hz]	2.3	2.5	2.4	2.4	2.4	2.4
Avg. Stride Length [m]	5.1	7.2	7.2	7.1	7.1	6.8



- [ ] Ranking at each section and finish
- .-.- No data available at this section
- NA No data available



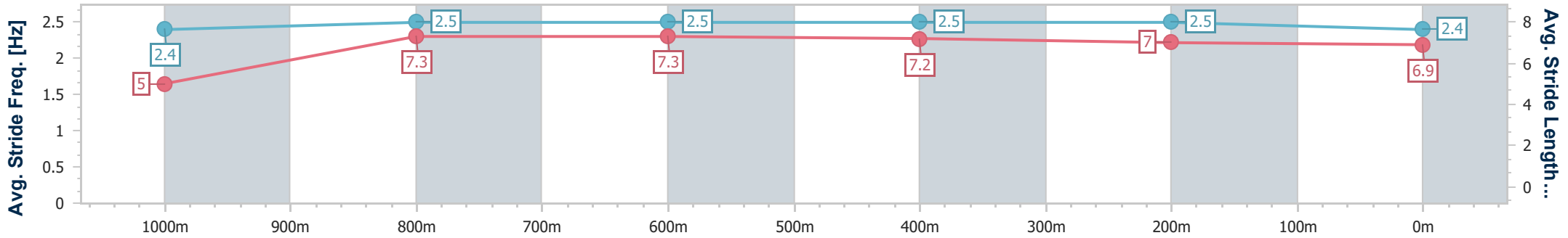
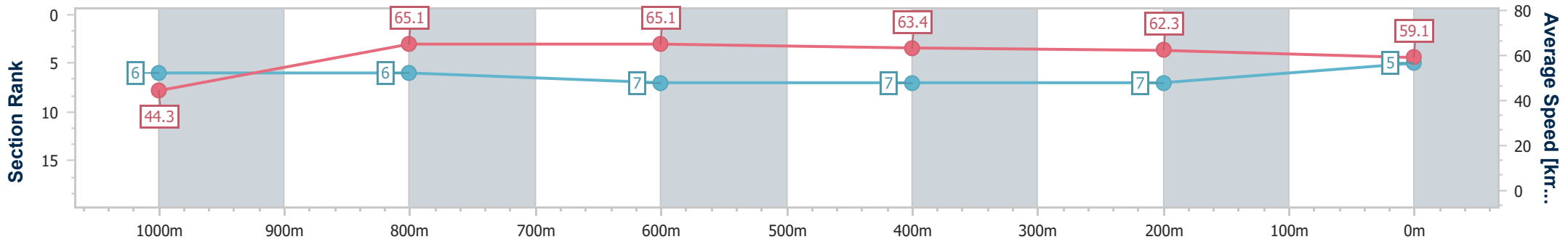
Horse/Jockey Name	Fire Sphere
Final Rank	5
Fastest Section Time (Section)	0:08.09 (Overall)
Top Speed [km/h] (Section)	66.6 (1000m)
Race State	Finished



Mackay QLD Professional  
 Race 3: LADBROKES ODDS SURGE Maiden Plate - 1100m  
 03 January 2025 - 14:14  
 Track Rating: Soft 5, Weather: Overcast, Rail Position: True



Section	Overall	1000m	800m	600m	400m	200m
Section Times	1:05.58 [5] (0:08.09)	0:57.49 [6] (0:11.14)	0:46.35 [6] (0:11.14)	0:35.21 [7] (0:11.42)	0:23.79 [7] (0:11.60)	0:12.19 [7] (0:12.19)
Average Speed [km/h]	44.3	65.1	65.1	63.4	62.3	59.1
Top Speed [km/h]	61.2	66.6	66.4	64.4	64.0	62.5
Avg. Dist. to Rail [m]	5.1	2.6	2.5	0.6	2.8	3.7
Avg. Stride Freq. [Hz]	2.4	2.5	2.5	2.5	2.5	2.4
Avg. Stride Length [m]	5.0	7.3	7.3	7.2	7.0	6.9



- [ ] Ranking at each section and finish
- .-.- No data available at this section
- NA No data available



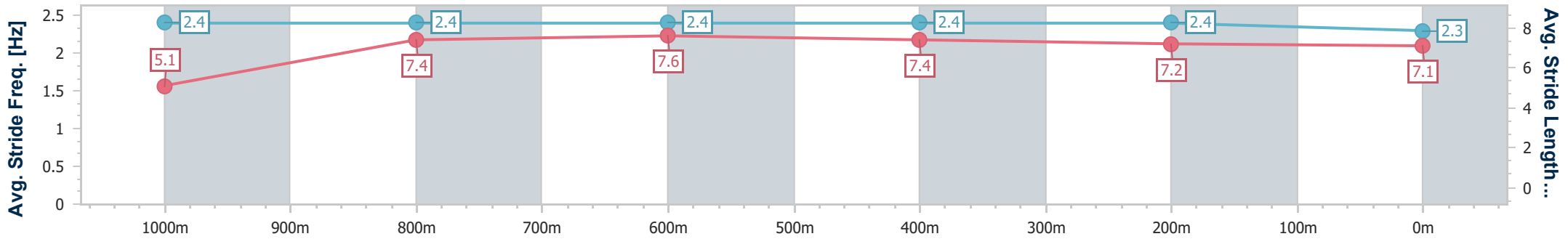
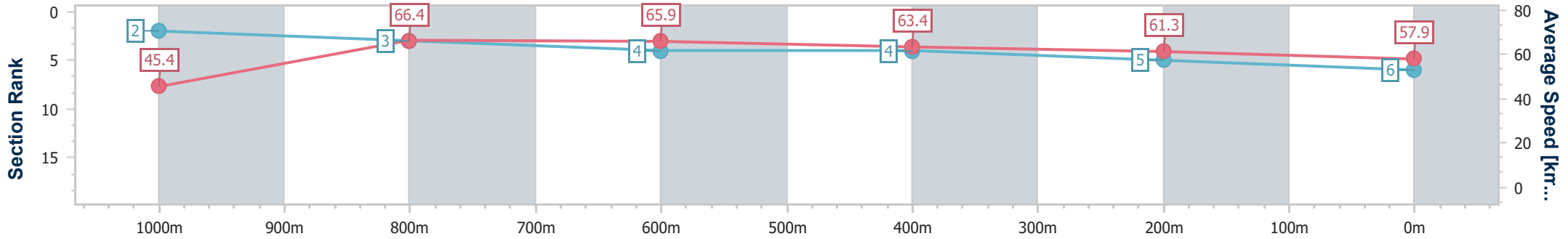
Horse/Jockey Name	Diamond Degree
Final Rank	6
Fastest Section Time (Section)	0:07.91 (Overall)
Top Speed [km/h] (Section)	67.4 (1000m)
Race State	Finished



Mackay QLD Professional  
 Race 3: LADBROKES ODDS SURGE Maiden Plate - 1100m  
 03 January 2025 - 14:14  
 Track Rating: Soft 5, Weather: Overcast, Rail Position: True



Section	Overall	1000m	800m	600m	400m	200m
Section Times	1:05.80 [6] (0:07.91)	0:57.89 [2] (0:11.01)	0:46.88 [3] (0:11.14)	0:35.74 [4] (0:11.50)	0:24.24 [4] (0:11.79)	0:12.45 [5]
Average Speed [km/h]	45.4	66.4	65.9	63.4	61.3	57.9
Top Speed [km/h]	62.1	67.4	67.0	63.9	62.2	59.9
Avg. Dist. to Rail [m]	9.9	4.7	5.3	2.0	3.5	7.4
Avg. Stride Freq. [Hz]	2.4	2.4	2.4	2.4	2.4	2.3
Avg. Stride Length [m]	5.1	7.4	7.6	7.4	7.2	7.1



- [ ] Ranking at each section and finish
- .-.- No data available at this section
- NA No data available





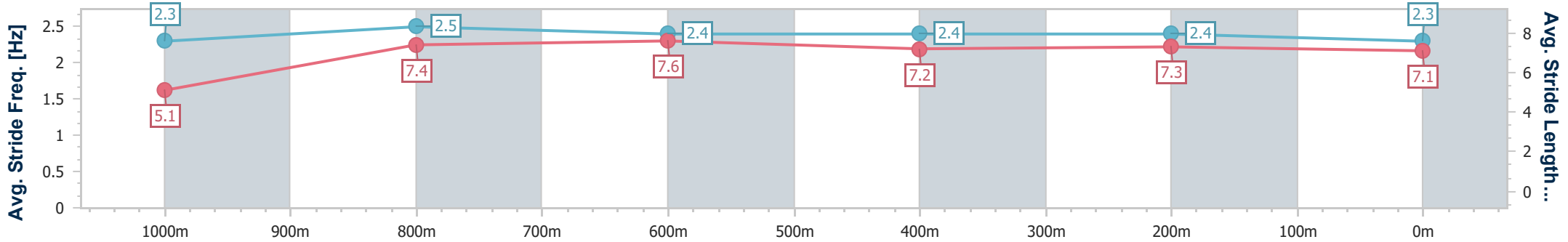
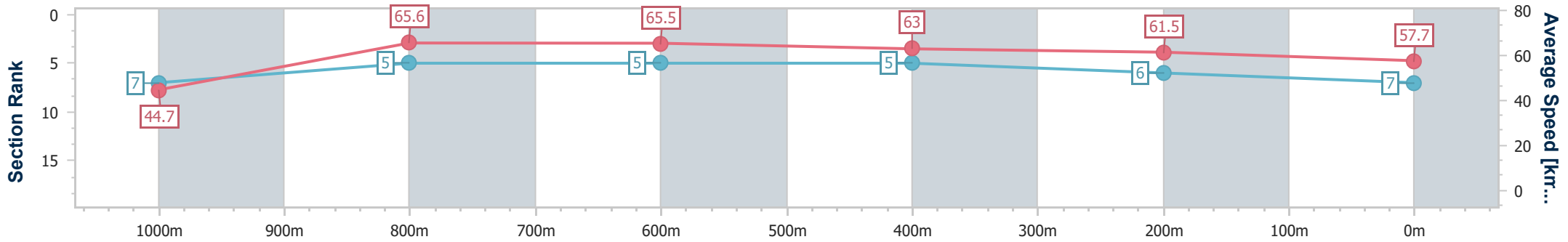
Horse/Jockey Name	All Powered Up
Final Rank	7
Fastest Section Time (Section)	0:08.10 (Overall)
Top Speed [km/h] (Section)	67.3 (1000m)
Race State	Finished



Mackay QLD Professional  
 Race 3: LADBROKES ODDS SURGE Maiden Plate - 1100m  
 03 January 2025 - 14:14  
 Track Rating: Soft 5, Weather: Overcast, Rail Position: True



Section	Overall	1000m	800m	600m	400m	200m
Section Times	1:05.82 [7] (0:08.10)	0:57.72 [7] (0:11.00)	0:46.72 [5] (0:11.02)	0:35.70 [5] (0:11.48)	0:24.22 [5] (0:11.78)	0:12.44 [6] (0:12.44)
Average Speed [km/h]	44.7	65.6	65.5	63.0	61.5	57.7
Top Speed [km/h]	61.9	67.3	67.1	64.7	63.0	61.5
Avg. Dist. to Rail [m]	5.2	1.7	0.8	0.7	2.2	1.9
Avg. Stride Freq. [Hz]	2.3	2.5	2.4	2.4	2.4	2.3
Avg. Stride Length [m]	5.1	7.4	7.6	7.2	7.3	7.1



- [ ] Ranking at each section and finish
- .-.- No data available at this section
- NA No data available



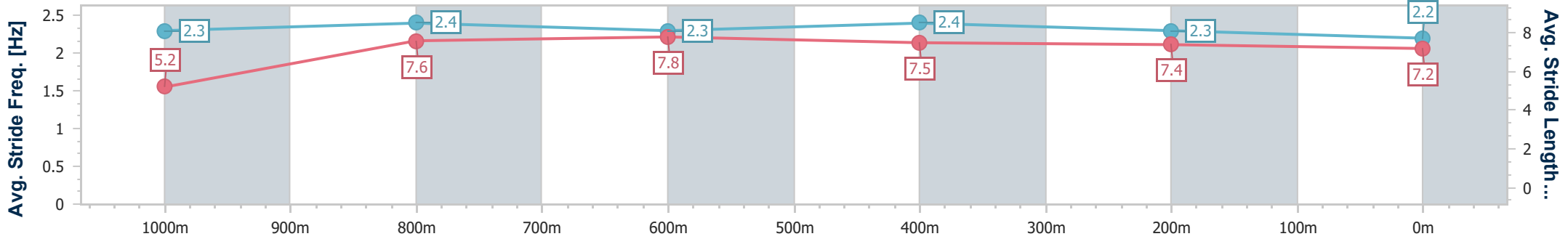
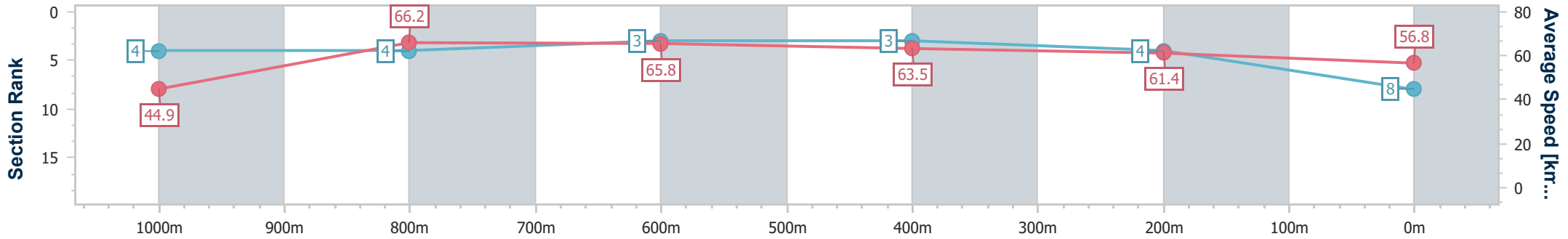
Horse/Jockey Name	Ohmikkiosfine
Final Rank	8
Fastest Section Time (Section)	0:08.06 (Overall)
Top Speed [km/h] (Section)	68.4 (1000m)
Race State	Finished



Mackay QLD Professional  
 Race 3: LADBROKES ODDS SURGE Maiden Plate - 1100m  
 03 January 2025 - 14:14  
 Track Rating: Soft 5, Weather: Overcast, Rail Position: True



Section	Overall	1000m	800m	600m	400m	200m
Section Times	1:05.91 [8] (0:08.06)	0:57.85 [4] (0:10.97)	0:46.88 [4] (0:11.00)	0:35.88 [3] (0:11.43)	0:24.45 [3] (0:11.76)	0:12.69 [4] (0:12.69)
Average Speed [km/h]	44.9	66.2	65.8	63.5	61.4	56.8
Top Speed [km/h]	62.7	68.4	67.7	64.1	62.5	59.8
Avg. Dist. to Rail [m]	6.7	3.6	2.0	1.0	2.5	3.3
Avg. Stride Freq. [Hz]	2.3	2.4	2.3	2.4	2.3	2.2
Avg. Stride Length [m]	5.2	7.6	7.8	7.5	7.4	7.2



- [ ] Ranking at each section and finish
- .-.- No data available at this section
- NA No data available



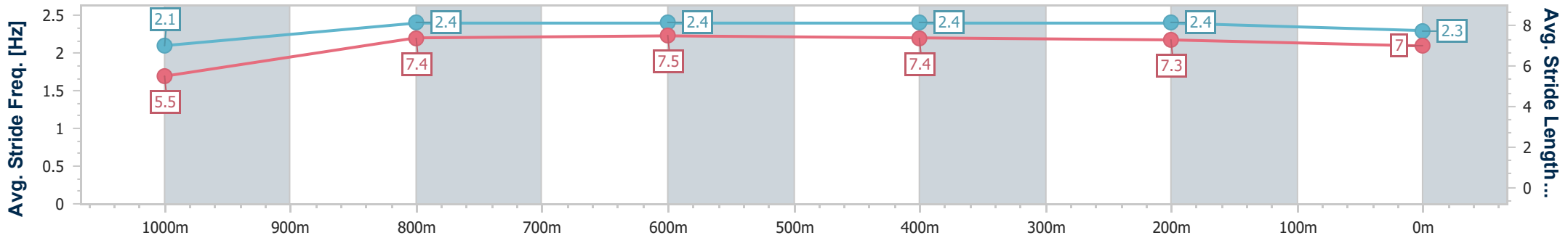
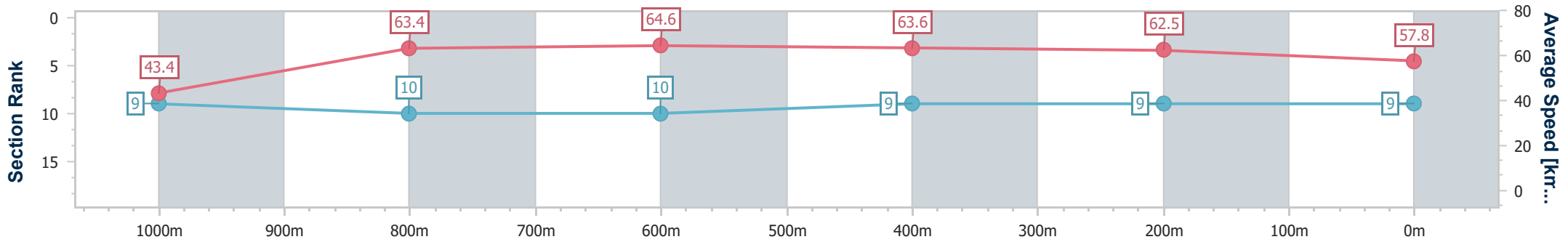
Horse/Jockey Name	Play It As It Lays
Final Rank	9
Fastest Section Time (Section)	0:08.32 (Overall)
Top Speed [km/h] (Section)	66.4 (800m)
Race State	Finished



Mackay QLD Professional  
 Race 3: LADBROKES ODDS SURGE Maiden Plate - 1100m  
 03 January 2025 - 14:14  
 Track Rating: Soft 5, Weather: Overcast, Rail Position: True



Section	Overall	1000m	800m	600m	400m	200m
Section Times	1:05.95 [9] (0:08.32)	0:57.63 [9] (0:11.38)	0:46.25 [10] (0:11.18)	0:35.07 [10] (0:11.08)	0:23.99 [9] (0:11.54)	0:12.45 [9] (0:12.45)
Average Speed [km/h]	43.4	63.4	64.6	63.6	62.5	57.8
Top Speed [km/h]	57.9	66.3	66.4	65.8	63.4	61.3
Avg. Dist. to Rail [m]	1.7	1.6	0.9	2.3	1.0	3.1
Avg. Stride Freq. [Hz]	2.1	2.4	2.4	2.4	2.4	2.3
Avg. Stride Length [m]	5.5	7.4	7.5	7.4	7.3	7.0



- [ ] Ranking at each section and finish
- .-.- No data available at this section
- NA No data available



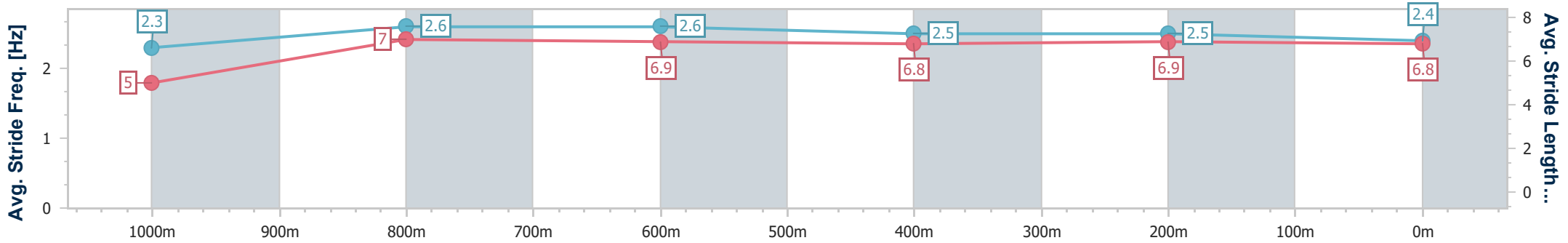
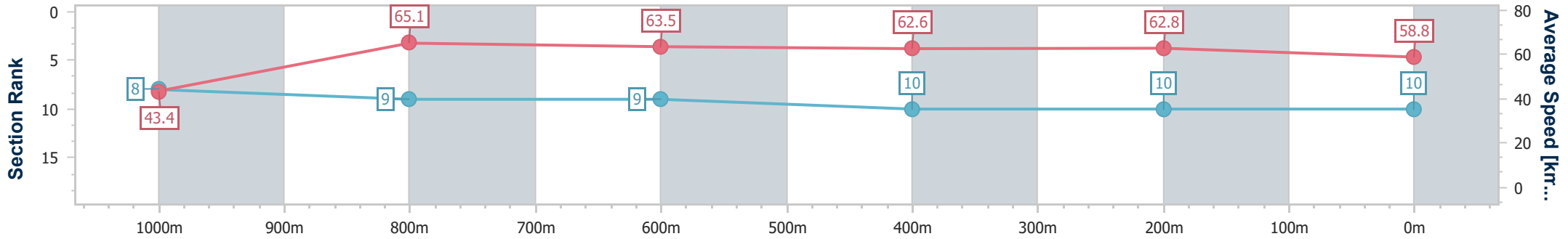
Horse/Jockey Name	Mischievous Girl
Final Rank	10
Fastest Section Time (Section)	0:08.32 (Overall)
Top Speed [km/h] (Section)	67.4 (1000m)
Race State	Finished



Mackay QLD Professional  
 Race 3: LADBROKES ODDS SURGE Maiden Plate - 1100m  
 03 January 2025 - 14:14  
 Track Rating: Soft 5, Weather: Overcast, Rail Position: True



Section	Overall	1000m	800m	600m	400m	200m
Section Times	1:06.04 [10] (0:08.32)	0:57.72 [8] (0:11.11)	0:46.61 [9] (0:11.36)	0:35.25 [9] (0:11.52)	0:23.73 [10] (0:11.51)	0:12.22 [10] (0:12.22)
Average Speed [km/h]	43.4	65.1	63.5	62.6	62.8	58.8
Top Speed [km/h]	62.7	67.4	65.5	63.6	63.6	62.6
Avg. Dist. to Rail [m]	7.7	2.4	0.9	0.5	4.0	6.0
Avg. Stride Freq. [Hz]	2.3	2.6	2.6	2.5	2.5	2.4
Avg. Stride Length [m]	5.0	7.0	6.9	6.8	6.9	6.8



- [ ] Ranking at each section and finish
- .-.- No data available at this section
- NA No data available



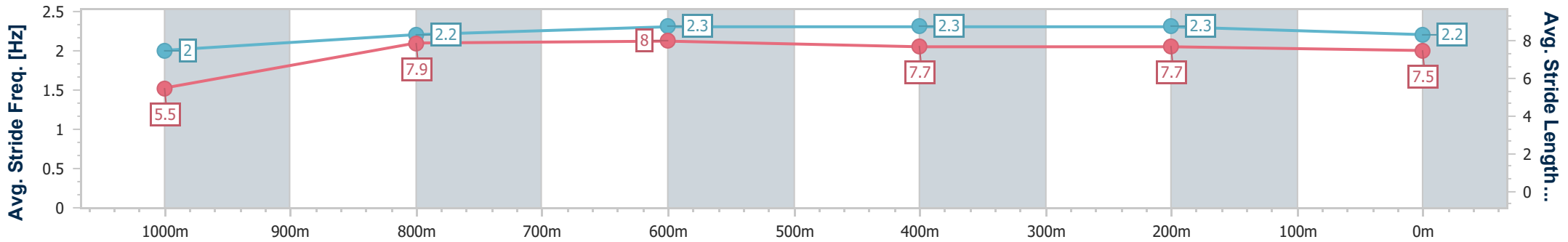
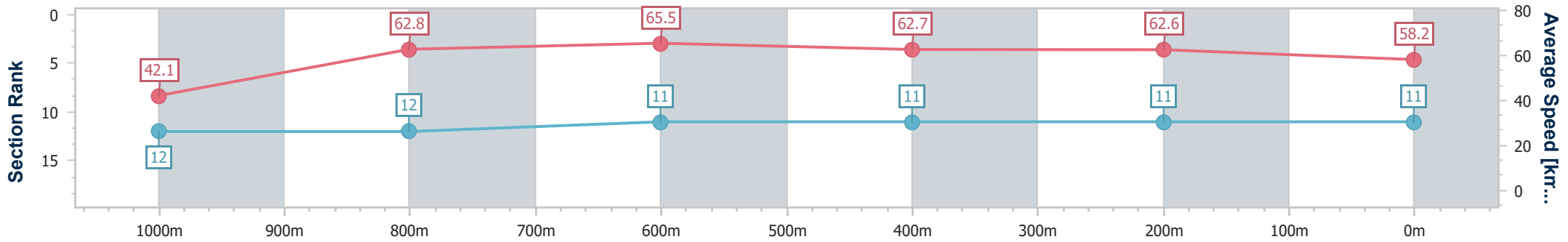
Horse/Jockey Name	Lord Danilo
Final Rank	11
Fastest Section Time (Section)	0:08.62 (Overall)
Top Speed [km/h] (Section)	67.1 (800m)
Race State	Finished



Mackay QLD Professional  
 Race 3: LADBROKES ODDS SURGE Maiden Plate - 1100m  
 03 January 2025 - 14:14  
 Track Rating: Soft 5, Weather: Overcast, Rail Position: True



Section	Overall	1000m	800m	600m	400m	200m
Section Times	1:06.20 [11] (0:08.62)	0:57.58 [12] (0:11.44)	0:46.14 [12] (0:11.00)	0:35.14 [11] (0:11.29)	0:23.85 [11] (0:11.48)	0:12.37 [11] (0:12.37)
Average Speed [km/h]	42.1	62.8	65.5	62.7	62.6	58.2
Top Speed [km/h]	57.8	66.4	67.1	63.9	63.7	61.3
Avg. Dist. to Rail [m]	2.1	0.4	0.4	2.0	1.6	5.1
Avg. Stride Freq. [Hz]	2.0	2.2	2.3	2.3	2.3	2.2
Avg. Stride Length [m]	5.5	7.9	8.0	7.7	7.7	7.5



- [ ] Ranking at each section and finish
- .-.- No data available at this section
- NA No data available



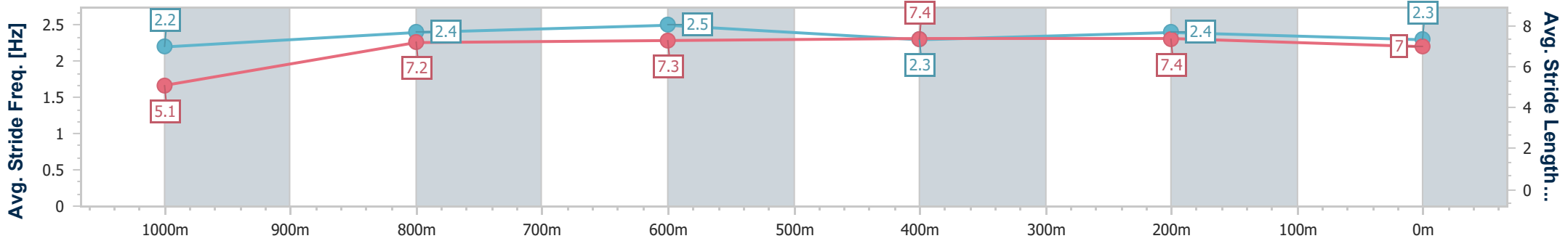
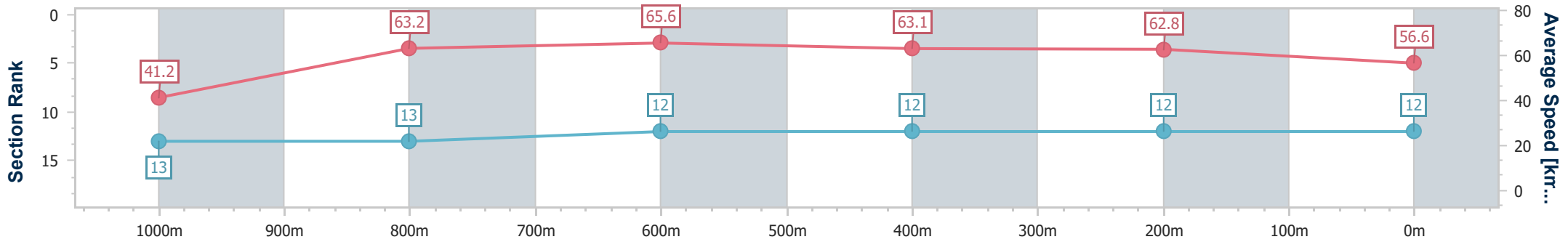
Horse/Jockey Name	Princess Sophie
Final Rank	12
Fastest Section Time (Section)	0:08.74 (Overall)
Top Speed [km/h] (Section)	66.9 (800m)
Race State	Finished



Mackay QLD Professional  
 Race 3: LADBROKES ODDS SURGE Maiden Plate - 1100m  
 03 January 2025 - 14:14  
 Track Rating: Soft 5, Weather: Overcast, Rail Position: True



Section	Overall	1000m	800m	600m	400m	200m
Section Times	1:06.76 [12] (0:08.74)	0:58.02 [13] (0:11.47)	0:46.55 [13] (0:11.01)	0:35.54 [12] (0:11.32)	0:24.22 [12] (0:11.52)	0:12.70 [12] (0:12.70)
Average Speed [km/h]	41.2	63.2	65.6	63.1	62.8	56.6
Top Speed [km/h]	59.7	65.8	66.9	64.3	63.3	61.0
Avg. Dist. to Rail [m]	11.0	2.4	2.2	1.4	2.2	1.4
Avg. Stride Freq. [Hz]	2.2	2.4	2.5	2.3	2.4	2.3
Avg. Stride Length [m]	5.1	7.2	7.3	7.4	7.4	7.0



- [ ] Ranking at each section and finish
- .-.- No data available at this section
- NA No data available



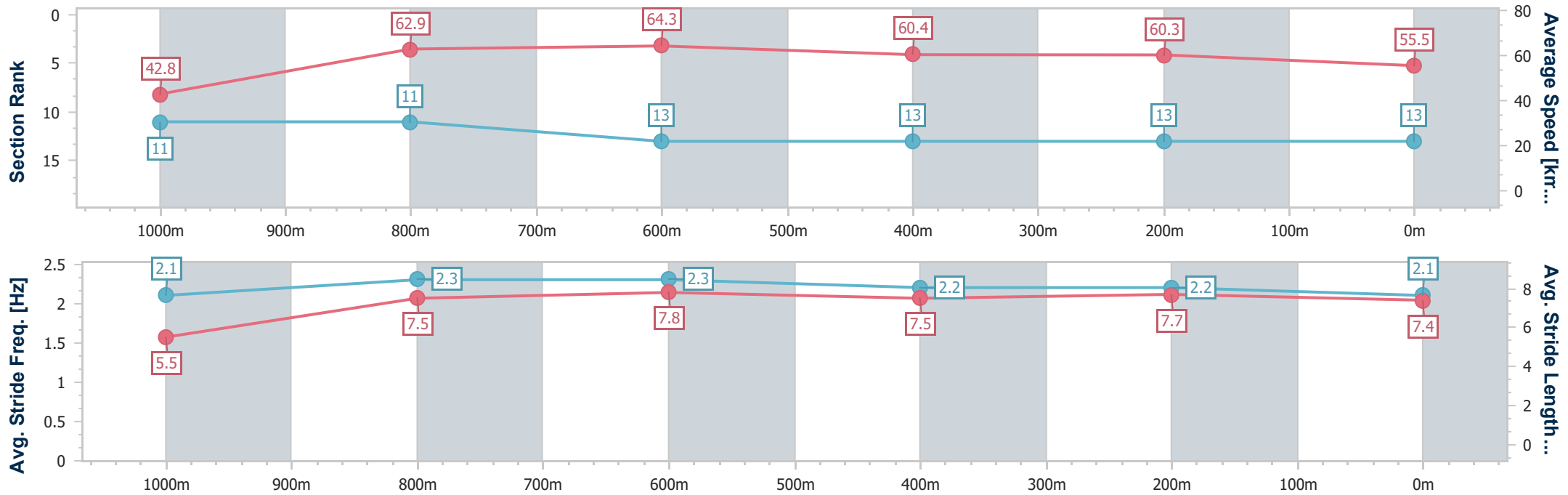
Horse/Jockey Name	Mystic Mountain
Final Rank	13
Fastest Section Time (Section)	0:08.40 (Overall)
Top Speed [km/h] (Section)	66.8 (800m)
Race State	Finished



Mackay QLD Professional  
 Race 3: LADBROKES ODDS SURGE Maiden Plate - 1100m  
 03 January 2025 - 14:14  
 Track Rating: Soft 5, Weather: Overcast, Rail Position: True



Section	Overall	1000m	800m	600m	400m	200m
Section Times	1:08.20 [13] (0:08.40)	0:59.80 [11] (0:11.56)	0:48.24 [11] (0:11.32)	0:36.92 [13] (0:12.01)	0:24.91 [13] (0:11.96)	0:12.95 [13] (0:12.95)
Average Speed [km/h]	42.8	62.9	64.3	60.4	60.3	55.5
Top Speed [km/h]	59.9	66.6	66.8	60.7	61.6	61.4
Avg. Dist. to Rail [m]	9.3	3.4	2.5	1.0	1.9	2.5
Avg. Stride Freq. [Hz]	2.1	2.3	2.3	2.2	2.2	2.1
Avg. Stride Length [m]	5.5	7.5	7.8	7.5	7.7	7.4



- [ ] Ranking at each section and finish
- .-.- No data available at this section
- NA No data available