



Mackay QLD Professional

Race 1: SKY RACING BENCHMARK 60 Handicap - 1800m

03 January 2025 - 12:57



MACKAY TURF CLUB
Ooralea Racecourse

Track Rating: Soft 6, Weather: Overcast, Rail Position: True

Section		Overall	1600m	1400m	1200m	1000m	800m	600m	Last 600m				
Field Times		1:52.35 (0:13.65)	1:38.70 (0:12.62)	1:26.08 (0:13.12)	1:12.96 (0:12.62)	1:00.34 (0:12.50)	0:47.84 (0:12.24)	0:35.60 (0:11.88)	0:35.60				
Rank	TAB Horse/Jockey	Barrier	Top Speed [km/h]	Fastest Section									Distance Travelled [m]
1	2 STREET GLORY Ashley Butler	4	63.4 400m	0:11.64 400m	1:52.35 [1] (0:13.88)	1:38.47 [3] (0:12.75)	1:25.72 [4] (0:12.76)	1:12.96 [1] (0:12.62)	1:00.34 [1] (0:12.50)	0:47.84 [1] (0:12.24)	0:35.60 [1] (0:11.88)	0:35.60	
2	3 ROY'S ROAD Georgina Cartwright	1	65.3 400m	0:11.58 400m	1:52.36 [2] (0:13.94)	1:38.42 [4] (0:12.60)	1:25.82 [3] (0:13.27)	1:12.55 [4] (0:12.55)	1:00.00 [4] (0:12.50)	0:47.50 [4] (0:12.26)	0:35.24 [4] (0:11.73)	0:35.24	-1
3	6 ORCA Nathan Thomas	6	63.7 400m	0:11.60 400m	1:52.68 [3] (0:13.79)	1:38.89 [2] (0:12.59)	1:26.30 [2] (0:13.31)	1:12.99 [3] (0:12.47)	1:00.52 [2] (0:12.52)	0:48.00 [3] (0:12.21)	0:35.79 [2] (0:11.83)	0:35.79	+3
4	1 KEFALONIA Paul Hamblin	3	65.5 Overall	0:11.69 400m	1:52.87 [4] (0:13.65)	1:39.22 [1] (0:12.62)	1:26.60 [1] (0:13.24)	1:13.36 [2] (0:12.66)	1:00.70 [3] (0:12.46)	0:48.24 [2] (0:12.30)	0:35.94 [3] (0:11.94)	0:35.94	-4
5	7 TORQUE ESPAGNA Tahlia Fenlon	2	63.4 400m	0:11.63 400m	1:52.90 [5] (0:14.23)	1:38.67 [6] (0:12.72)	1:25.95 [6] (0:13.15)	1:12.80 [5] (0:12.51)	1:00.29 [5] (0:12.41)	0:47.88 [5] (0:12.19)	0:35.69 [5] (0:11.71)	0:35.69	-4
6	5 LEICA BITA FUN Warwick Satherley	5	62.3 600m	0:11.71 400m	1:53.60 [6] (0:14.21)	1:39.39 [5] (0:12.73)	1:26.66 [5] (0:13.27)	1:13.39 [6] (0:12.69)	1:00.70 [6] (0:12.37)	0:48.33 [6] (0:12.31)	0:36.02 [6] (0:11.78)	0:36.02	+2

Scratched: Victory Beans (#4)

[] Ranking at each section and finish
 -:-:- No data available at this section
 NA No data available

SCN Saddle cloth number
 DNF Did not finish
 DNT Did not track



Mackay QLD Professional

Race 1: SKY RACING BENCHMARK 60 Handicap - 1800m



MACKAY TURF CLUB
Ooralea Racecourse

03 January 2025 - 12:57

Track Rating: Soft 6, Weather: Overcast, Rail Position: True

Section				400m	200m			Last 600m		
Field Times				0:23.72 (0:11.64)	0:12.08 (0:12.08)			0:35.60		
Rank	TAB	Horse/Jockey	Barrier	Top Speed [km/h]	Fastest Section	Margin				Distance Travelled [m]
1	2	STREET GLORY Ashley Butler	4	63.4 400m	0:11.64 400m	0:23.72 [1] (0:11.64)	0:12.08 [1] (0:12.08)	1:52.35	0:35.60	
2	3	ROY'S ROAD Georgina Cartwright	1	65.3 400m	0:11.58 400m	0:23.51 [3] (0:11.58)	0:11.93 [3] (0:11.93)	0.08L	0:35.24	-1
3	6	ORCA Nathan Thomas	6	63.7 400m	0:11.60 400m	0:23.96 [2] (0:11.60)	0:12.36 [2] (0:12.36)	1.95L	0:35.79	+3
4	1	KEFALONIA Paul Hamblin	3	65.5 Overall	0:11.69 400m	0:24.00 [4] (0:11.69)	0:12.31 [5] (0:12.31)	3.06L	0:35.94	-4
5	7	TORQUE ESPAGNA Tahlia Fenlon	2	63.4 400m	0:11.63 400m	0:23.98 [5] (0:11.63)	0:12.35 [4] (0:12.35)	3.22L	0:35.69	-4
6	5	LEICA BITA FUN Warwick Satherley	5	62.3 600m	0:11.71 400m	0:24.24 [6] (0:11.71)	0:12.53 [6] (0:12.53)	7.37L	0:36.02	+2

Scratched: Victory Beans (#4)



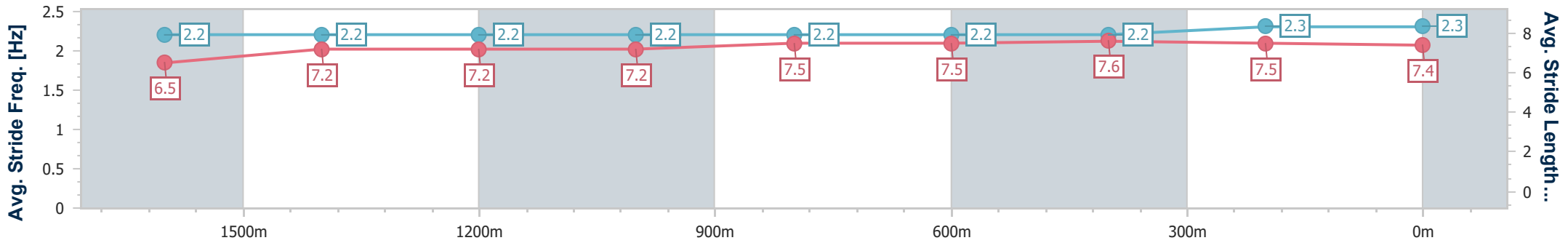
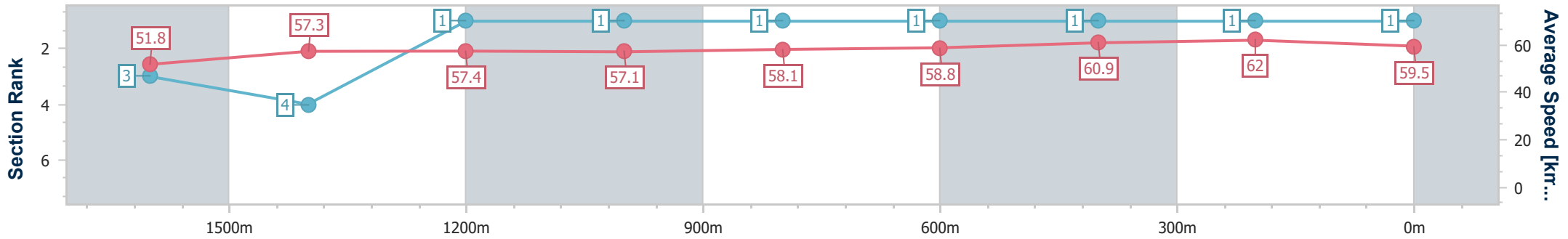
Horse/Jockey Name	Street Glory
Final Rank	1
Fastest Section Time (Section)	0:11.64 (400m)
Top Speed [km/h] (Section)	63.4 (400m)
Race State	Finished



Mackay QLD Professional
 Race 1: SKY RACING BENCHMARK 60 Handicap - 1800m
 03 January 2025 - 12:57
 Track Rating: Soft 6, Weather: Overcast, Rail Position: True



Section	Overall	1600m	1400m	1200m	1000m	800m	600m	400m	200m
Section Times	1:52.35 [1] (0:13.88)	1:38.47 [3] (0:12.75)	1:25.72 [4] (0:12.76)	1:12.96 [1] (0:12.62)	1:00.34 [1] (0:12.50)	0:47.84 [1] (0:12.24)	0:35.60 [1] (0:11.88)	0:23.72 [1] (0:11.64)	0:12.08 [1] (0:12.08)
Average Speed [km/h]	51.8	57.3	57.4	57.1	58.1	58.8	60.9	62.0	59.5
Top Speed [km/h]	60.6	60.3	58.6	58.2	58.2	59.7	61.5	63.4	61.6
Avg. Dist. to Rail [m]	5.1	2.4	2.8	1.7	1.4	1.0	0.4	1.2	2.4
Avg. Stride Freq. [Hz]	2.2	2.2	2.2	2.2	2.2	2.2	2.2	2.3	2.3
Avg. Stride Length [m]	6.5	7.2	7.2	7.2	7.5	7.5	7.6	7.5	7.4



- [] Ranking at each section and finish
- .-.- No data available at this section
- NA No data available



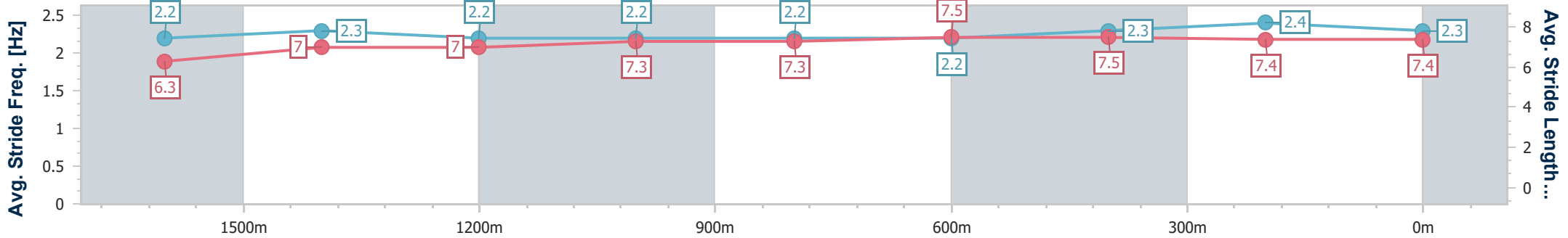
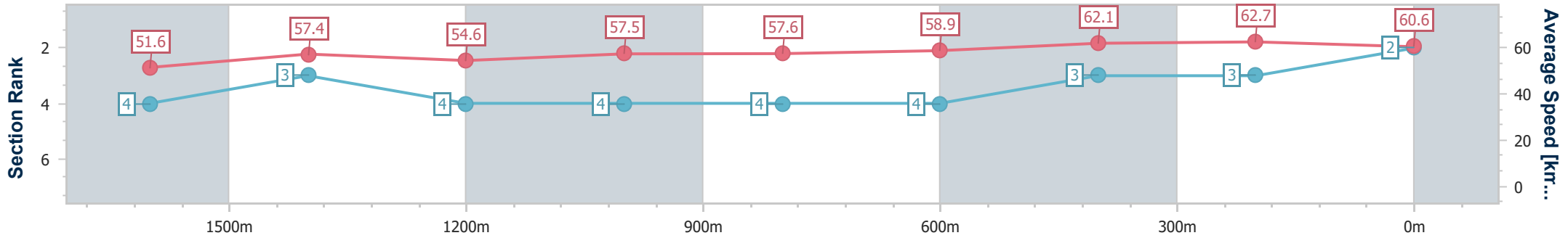
Horse/Jockey Name	Roy's Road
Final Rank	2
Fastest Section Time (Section)	0:11.58 (400m)
Top Speed [km/h] (Section)	65.3 (400m)
Race State	Finished



Mackay QLD Professional
 Race 1: SKY RACING BENCHMARK 60 Handicap - 1800m
 03 January 2025 - 12:57
 Track Rating: Soft 6, Weather: Overcast, Rail Position: True



Section	Overall	1600m	1400m	1200m	1000m	800m	600m	400m	200m
Section Times	1:52.36 [2] (0:13.94)	1:38.42 [4] (0:12.60)	1:25.82 [3] (0:13.27)	1:12.55 [4] (0:12.55)	1:00.00 [4] (0:12.50)	0:47.50 [4] (0:12.26)	0:35.24 [4] (0:11.73)	0:23.51 [3] (0:11.58)	0:11.93 [3] (0:11.93)
Average Speed [km/h]	51.6	57.4	54.6	57.5	57.6	58.9	62.1	62.7	60.6
Top Speed [km/h]	60.5	60.6	57.5	58.4	58.9	60.3	64.5	65.3	63.1
Avg. Dist. to Rail [m]	1.9	0.6	0.9	1.4	0.8	0.8	1.5	6.1	5.7
Avg. Stride Freq. [Hz]	2.2	2.3	2.2	2.2	2.2	2.2	2.3	2.4	2.3
Avg. Stride Length [m]	6.3	7.0	7.0	7.3	7.3	7.5	7.5	7.4	7.4



- [] Ranking at each section and finish
- .-.- No data available at this section
- NA No data available



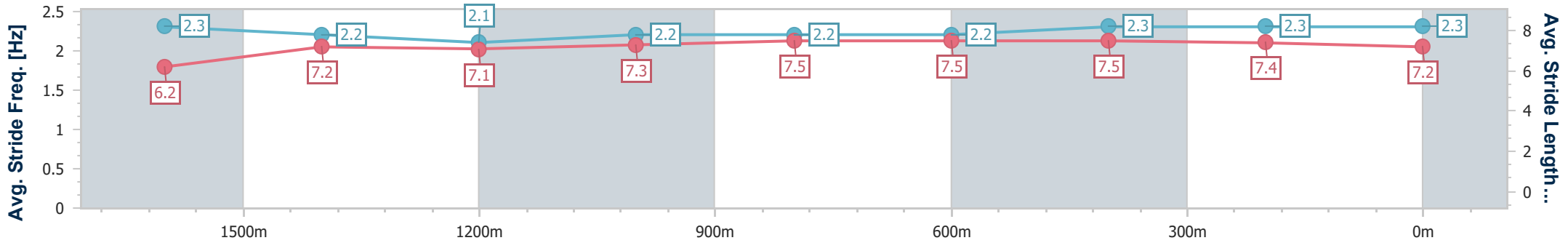
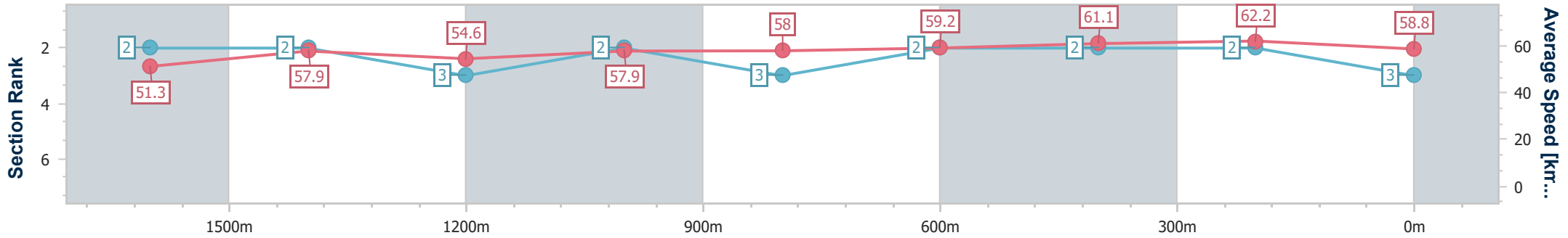
Horse/Jockey Name	Orca
Final Rank	3
Fastest Section Time (Section)	0:11.60 (400m)
Top Speed [km/h] (Section)	63.7 (400m)
Race State	Finished



Mackay QLD Professional
 Race 1: SKY RACING BENCHMARK 60 Handicap - 1800m
 03 January 2025 - 12:57
 Track Rating: Soft 6, Weather: Overcast, Rail Position: True



Section	Overall	1600m	1400m	1200m	1000m	800m	600m	400m	200m
Section Times	1:52.68 [3] (0:13.79)	1:38.89 [2] (0:12.59)	1:26.30 [2] (0:13.31)	1:12.99 [3] (0:12.47)	1:00.52 [2] (0:12.52)	0:48.00 [3] (0:12.21)	0:35.79 [2] (0:11.83)	0:23.96 [2] (0:11.60)	0:12.36 [2] (0:12.36)
Average Speed [km/h]	51.3	57.9	54.6	57.9	58.0	59.2	61.1	62.2	58.8
Top Speed [km/h]	58.9	62.0	57.3	58.8	58.9	60.0	61.9	63.7	62.9
Avg. Dist. to Rail [m]	6.3	1.6	1.7	2.5	1.6	1.1	0.5	1.2	3.5
Avg. Stride Freq. [Hz]	2.3	2.2	2.1	2.2	2.2	2.2	2.3	2.3	2.3
Avg. Stride Length [m]	6.2	7.2	7.1	7.3	7.5	7.5	7.5	7.4	7.2



- [] Ranking at each section and finish
- .-.- No data available at this section
- NA No data available



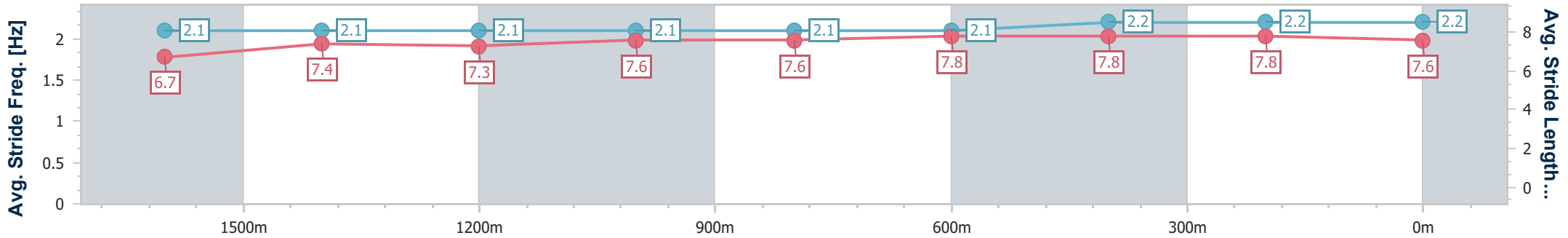
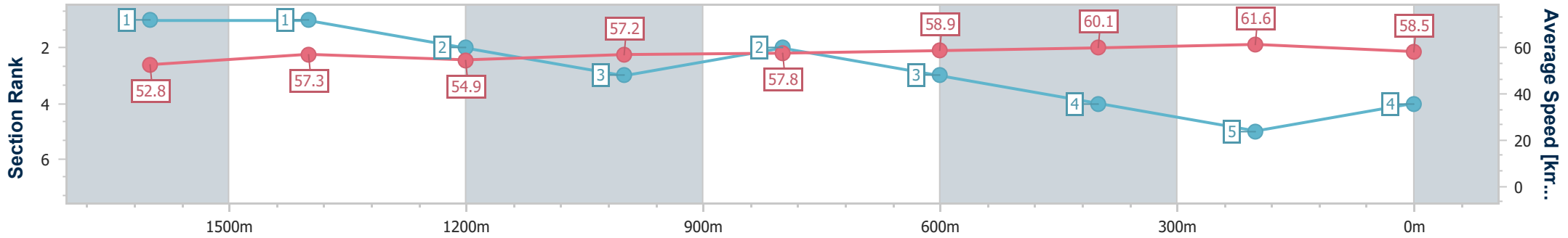
Horse/Jockey Name	Kefalonia
Final Rank	4
Fastest Section Time (Section)	0:11.69 (400m)
Top Speed [km/h] (Section)	65.5 (Overall)
Race State	Finished



Mackay QLD Professional
 Race 1: SKY RACING BENCHMARK 60 Handicap - 1800m
 03 January 2025 - 12:57
 Track Rating: Soft 6, Weather: Overcast, Rail Position: True



Section	Overall	1600m	1400m	1200m	1000m	800m	600m	400m	200m
Section Times	1:52.87 [4] (0:13.65)	1:39.22 [1] (0:12.62)	1:26.60 [1] (0:13.24)	1:13.36 [2] (0:12.66)	1:00.70 [3] (0:12.46)	0:48.24 [2] (0:12.30)	0:35.94 [3] (0:11.94)	0:24.00 [4] (0:11.69)	0:12.31 [5] (0:12.31)
Average Speed [km/h]	52.8	57.3	54.9	57.2	57.8	58.9	60.1	61.6	58.5
Top Speed [km/h]	65.5	61.7	57.4	58.0	58.5	60.0	61.3	62.3	60.7
Avg. Dist. to Rail [m]	3.6	1.2	1.6	1.9	0.9	0.9	0.3	1.4	2.8
Avg. Stride Freq. [Hz]	2.1	2.1	2.1	2.1	2.1	2.1	2.2	2.2	2.2
Avg. Stride Length [m]	6.7	7.4	7.3	7.6	7.6	7.8	7.8	7.8	7.6



- [] Ranking at each section and finish
- .-.- No data available at this section
- NA No data available



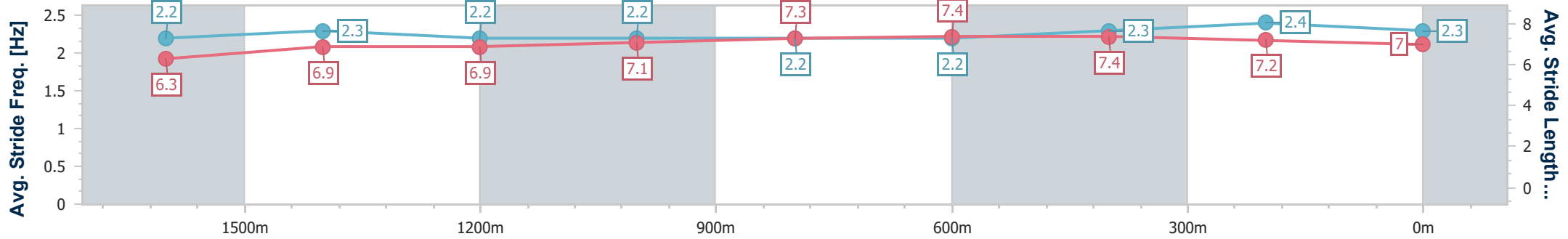
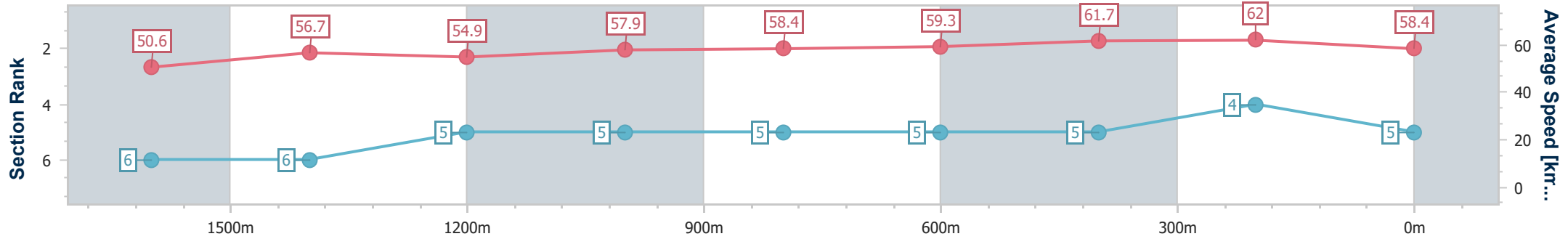
Horse/Jockey Name	Torque Espagna
Final Rank	5
Fastest Section Time (Section)	0:11.63 (400m)
Top Speed [km/h] (Section)	63.4 (400m)
Race State	Finished



Mackay QLD Professional
 Race 1: SKY RACING BENCHMARK 60 Handicap - 1800m
 03 January 2025 - 12:57
 Track Rating: Soft 6, Weather: Overcast, Rail Position: True



Section	Overall	1600m	1400m	1200m	1000m	800m	600m	400m	200m
Section Times	1:52.90 [5] (0:14.23)	1:38.67 [6] (0:12.72)	1:25.95 [6] (0:13.15)	1:12.80 [5] (0:12.51)	1:00.29 [5] (0:12.41)	0:47.88 [5] (0:12.19)	0:35.69 [5] (0:11.71)	0:23.98 [5] (0:11.63)	0:12.35 [4] (0:12.35)
Average Speed [km/h]	50.6	56.7	54.9	57.9	58.4	59.3	61.7	62.0	58.4
Top Speed [km/h]	60.2	58.9	58.3	58.6	59.2	60.7	63.4	63.4	63.1
Avg. Dist. to Rail [m]	3.0	0.6	0.9	2.4	1.7	1.4	0.7	2.6	5.1
Avg. Stride Freq. [Hz]	2.2	2.3	2.2	2.2	2.2	2.2	2.3	2.4	2.3
Avg. Stride Length [m]	6.3	6.9	6.9	7.1	7.3	7.4	7.4	7.2	7.0



- [] Ranking at each section and finish
- .-.- No data available at this section
- NA No data available



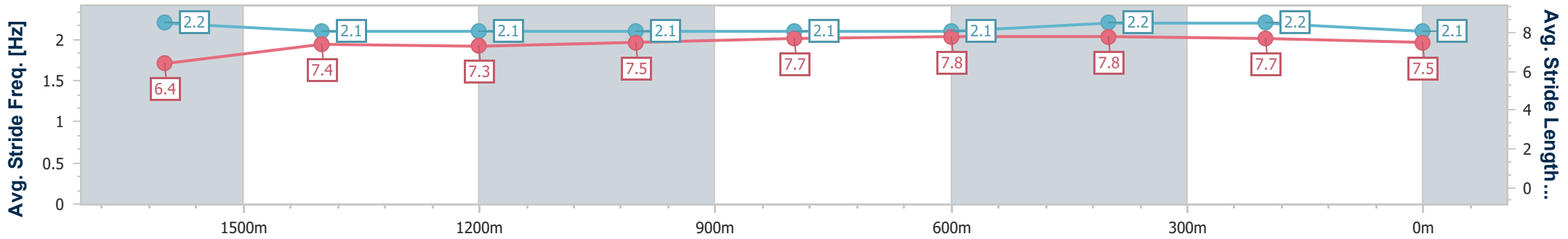
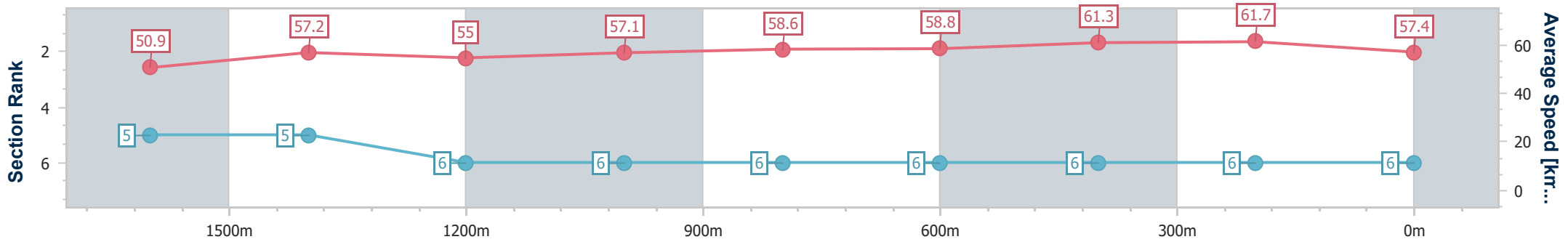
Horse/Jockey Name	Leica Bita Fun
Final Rank	6
Fastest Section Time (Section)	0:11.71 (400m)
Top Speed [km/h] (Section)	62.3 (600m)
Race State	Finished



Mackay QLD Professional
 Race 1: SKY RACING BENCHMARK 60 Handicap - 1800m
 03 January 2025 - 12:57
 Track Rating: Soft 6, Weather: Overcast, Rail Position: True



Section	Overall	1600m	1400m	1200m	1000m	800m	600m	400m	200m
Section Times	1:53.60 [6] (0:14.21)	1:39.39 [5] (0:12.73)	1:26.66 [5] (0:13.27)	1:13.39 [6] (0:12.69)	1:00.70 [6] (0:12.37)	0:48.33 [6] (0:12.31)	0:36.02 [6] (0:11.78)	0:24.24 [6] (0:11.71)	0:12.53 [6] (0:12.53)
Average Speed [km/h]	50.9	57.2	55.0	57.1	58.6	58.8	61.3	61.7	57.4
Top Speed [km/h]	59.4	59.2	57.0	57.8	59.2	60.5	62.3	62.2	60.6
Avg. Dist. to Rail [m]	5.6	2.1	2.6	2.4	1.7	1.6	0.6	1.5	1.7
Avg. Stride Freq. [Hz]	2.2	2.1	2.1	2.1	2.1	2.1	2.2	2.2	2.1
Avg. Stride Length [m]	6.4	7.4	7.3	7.5	7.7	7.8	7.8	7.7	7.5



- [] Ranking at each section and finish
- .-.- No data available at this section
- NA No data available