



# Mackay QLD Professional

## Race 1: SKY RACING BENCHMARK 60 Handicap - 1800m

03 January 2025 - 12:57



MACKAY TURF CLUB  
Ooralea Racecourse

Track Rating: Soft 6, Weather: Overcast, Rail Position: True

Section		Overall	1600m	1400m	1200m	1000m	800m	600m	Last 600m				
Field Times		1:52.35 (0:13.65)	1:38.70 (0:12.62)	1:26.08 (0:13.12)	1:12.96 (0:12.62)	1:00.34 (0:12.50)	0:47.84 (0:12.24)	0:35.60 (0:11.88)	0:35.60				
Rank	TAB Horse/Jockey	Barrier	Top Speed [km/h]	Fastest Section									Distance Travelled [m]
1	2 STREET GLORY Ashley Butler	4	63.4 400m	0:11.64 400m	1:52.35 [1] (0:13.88)	1:38.47 [3] (0:12.75)	1:25.72 [4] (0:12.76)	1:12.96 [1] (0:12.62)	1:00.34 [1] (0:12.50)	0:47.84 [1] (0:12.24)	0:35.60 [1] (0:11.88)	0:35.60	
2	3 ROY'S ROAD Georgina Cartwright	1	65.3 400m	0:11.58 400m	1:52.36 [2] (0:13.94)	1:38.42 [4] (0:12.60)	1:25.82 [3] (0:13.27)	1:12.55 [4] (0:12.55)	1:00.00 [4] (0:12.50)	0:47.50 [4] (0:12.26)	0:35.24 [4] (0:11.73)	0:35.24	-1
3	6 ORCA Nathan Thomas	6	63.7 400m	0:11.60 400m	1:52.68 [3] (0:13.79)	1:38.89 [2] (0:12.59)	1:26.30 [2] (0:13.31)	1:12.99 [3] (0:12.47)	1:00.52 [2] (0:12.52)	0:48.00 [3] (0:12.21)	0:35.79 [2] (0:11.83)	0:35.79	+3
4	1 KEFALONIA Paul Hamblin	3	65.5 Overall	0:11.69 400m	1:52.87 [4] (0:13.65)	1:39.22 [1] (0:12.62)	1:26.60 [1] (0:13.24)	1:13.36 [2] (0:12.66)	1:00.70 [3] (0:12.46)	0:48.24 [2] (0:12.30)	0:35.94 [3] (0:11.94)	0:35.94	-4
5	7 TORQUE ESPAGNA Tahlia Fenlon	2	63.4 400m	0:11.63 400m	1:52.90 [5] (0:14.23)	1:38.67 [6] (0:12.72)	1:25.95 [6] (0:13.15)	1:12.80 [5] (0:12.51)	1:00.29 [5] (0:12.41)	0:47.88 [5] (0:12.19)	0:35.69 [5] (0:11.71)	0:35.69	-4
6	5 LEICA BITA FUN Warwick Satherley	5	62.3 600m	0:11.71 400m	1:53.60 [6] (0:14.21)	1:39.39 [5] (0:12.73)	1:26.66 [5] (0:13.27)	1:13.39 [6] (0:12.69)	1:00.70 [6] (0:12.37)	0:48.33 [6] (0:12.31)	0:36.02 [6] (0:11.78)	0:36.02	+2

Scratched: Victory Beans (#4)

[ ] Ranking at each section and finish  
 -:-:- No data available at this section  
 NA No data available

SCN Saddle cloth number  
 DNF Did not finish  
 DNT Did not track



# Mackay QLD Professional

## Race 1: SKY RACING BENCHMARK 60 Handicap - 1800m



MACKAY TURF CLUB  
Ooralea Racecourse

03 January 2025 - 12:57

Track Rating: Soft 6, Weather: Overcast, Rail Position: True

Section				400m	200m			Last 600m		
Field Times				0:23.72 (0:11.64)	0:12.08 (0:12.08)			0:35.60		
Rank	TAB	Horse/Jockey	Barrier	Top Speed [km/h]	Fastest Section	Margin				Distance Travelled [m]
1	2	<b>STREET GLORY</b> Ashley Butler	4	63.4 400m	0:11.64 400m	0:23.72 [1] (0:11.64)	0:12.08 [1] (0:12.08)	1:52.35	0:35.60	
2	3	<b>ROY'S ROAD</b> Georgina Cartwright	1	65.3 400m	0:11.58 400m	0:23.51 [3] (0:11.58)	0:11.93 [3] (0:11.93)	0.08L	0:35.24	-1
3	6	<b>ORCA</b> Nathan Thomas	6	63.7 400m	0:11.60 400m	0:23.96 [2] (0:11.60)	0:12.36 [2] (0:12.36)	1.95L	0:35.79	+3
4	1	<b>KEFALONIA</b> Paul Hamblin	3	65.5 Overall	0:11.69 400m	0:24.00 [4] (0:11.69)	0:12.31 [5] (0:12.31)	3.06L	0:35.94	-4
5	7	<b>TORQUE ESPAGNA</b> Tahlia Fenlon	2	63.4 400m	0:11.63 400m	0:23.98 [5] (0:11.63)	0:12.35 [4] (0:12.35)	3.22L	0:35.69	-4
6	5	<b>LEICA BITA FUN</b> Warwick Satherley	5	62.3 600m	0:11.71 400m	0:24.24 [6] (0:11.71)	0:12.53 [6] (0:12.53)	7.37L	0:36.02	+2

Scratched: Victory Beans (#4)



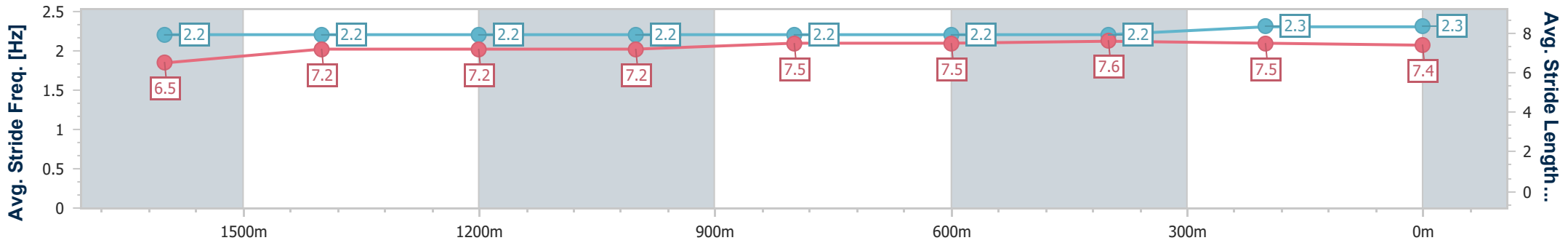
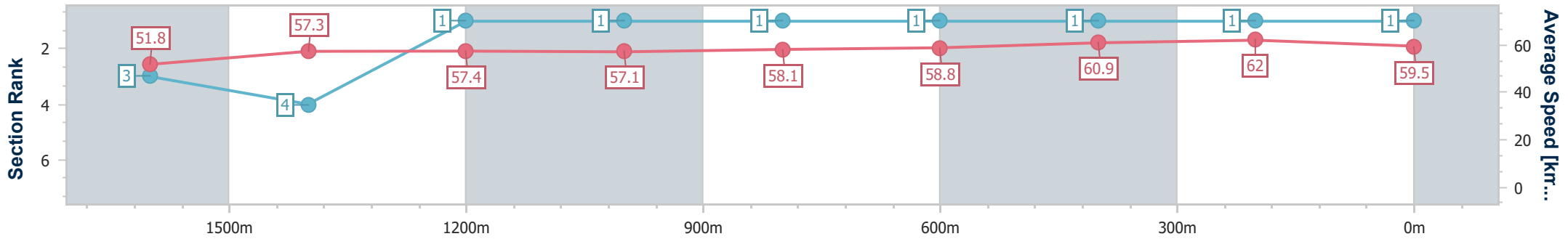
Horse/Jockey Name	Street Glory
Final Rank	1
Fastest Section Time (Section)	0:11.64 (400m)
Top Speed [km/h] (Section)	63.4 (400m)
Race State	Finished



Mackay QLD Professional  
 Race 1: SKY RACING BENCHMARK 60 Handicap - 1800m  
 03 January 2025 - 12:57  
 Track Rating: Soft 6, Weather: Overcast, Rail Position: True



Section	Overall	1600m	1400m	1200m	1000m	800m	600m	400m	200m
Section Times	1:52.35 [1] (0:13.88)	1:38.47 [3] (0:12.75)	1:25.72 [4] (0:12.76)	1:12.96 [1] (0:12.62)	1:00.34 [1] (0:12.50)	0:47.84 [1] (0:12.24)	0:35.60 [1] (0:11.88)	0:23.72 [1] (0:11.64)	0:12.08 [1] (0:12.08)
Average Speed [km/h]	51.8	57.3	57.4	57.1	58.1	58.8	60.9	62.0	59.5
Top Speed [km/h]	60.6	60.3	58.6	58.2	58.2	59.7	61.5	63.4	61.6
Avg. Dist. to Rail [m]	5.1	2.4	2.8	1.7	1.4	1.0	0.4	1.2	2.4
Avg. Stride Freq. [Hz]	2.2	2.2	2.2	2.2	2.2	2.2	2.2	2.3	2.3
Avg. Stride Length [m]	6.5	7.2	7.2	7.2	7.5	7.5	7.6	7.5	7.4



- [ ] Ranking at each section and finish
- .-.- No data available at this section
- NA No data available



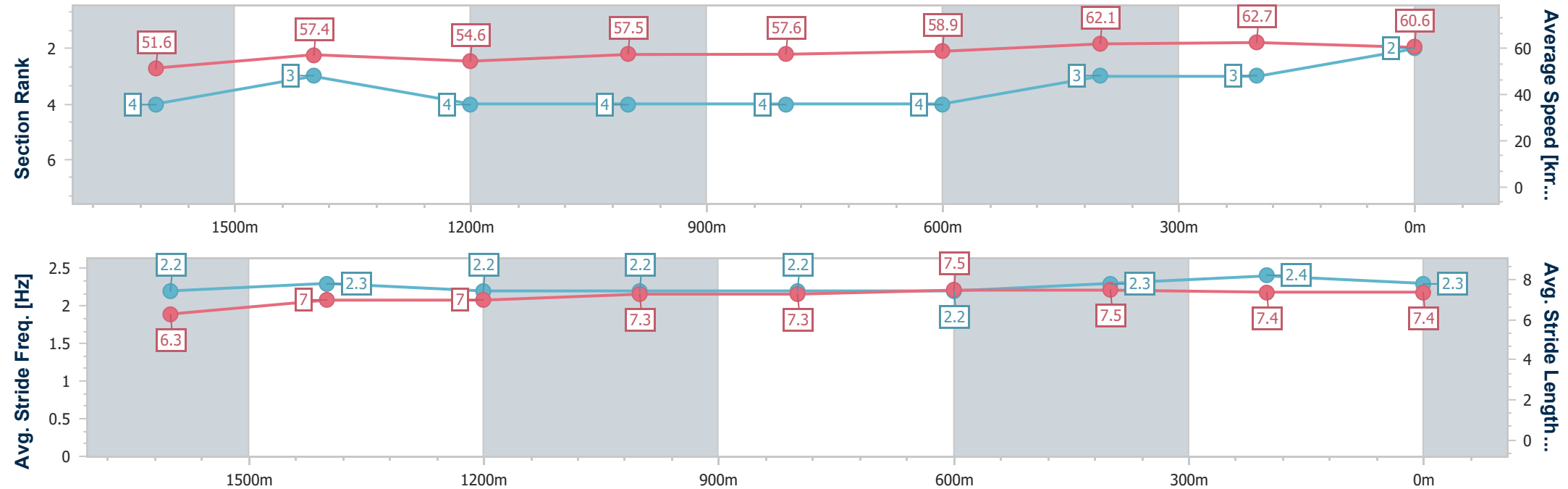
Horse/Jockey Name	Roy's Road
Final Rank	2
Fastest Section Time (Section)	0:11.58 (400m)
Top Speed [km/h] (Section)	65.3 (400m)
Race State	Finished



Mackay QLD Professional  
 Race 1: SKY RACING BENCHMARK 60 Handicap - 1800m  
 03 January 2025 - 12:57  
 Track Rating: Soft 6, Weather: Overcast, Rail Position: True



Section	Overall	1600m	1400m	1200m	1000m	800m	600m	400m	200m			
Section Times	1:52.36 [2] (0:13.94)	1:38.42 [4] (0:12.60)	1:25.82 [3] (0:13.27)	1:12.55 [4] (0:12.55)	1:00.00 [4] (0:12.50)	0:47.50 [4] (0:12.26)	0:35.24 [4] (0:11.73)	0:23.51 [3] (0:11.58)	0:11.93 [3] (0:11.93)			
Average Speed [km/h]	51.6	57.4	54.6	57.5	57.6	58.9	62.1	62.7	60.6			
Top Speed [km/h]	60.5	60.6	57.5	58.4	58.9	60.3	64.5	65.3	63.1			
Avg. Dist. to Rail [m]	1.9	0.6	0.9	1.4	0.8	0.8	1.5	6.1	5.7			
Avg. Stride Freq. [Hz]	2.2	2.3	2.2	2.2	2.2	2.2	2.3	2.4	2.3			
Avg. Stride Length [m]	6.3	7.0	7.0	7.3	7.3	7.5	7.5	7.4	7.4			



- [ ] Ranking at each section and finish
- .-.- No data available at this section
- NA No data available



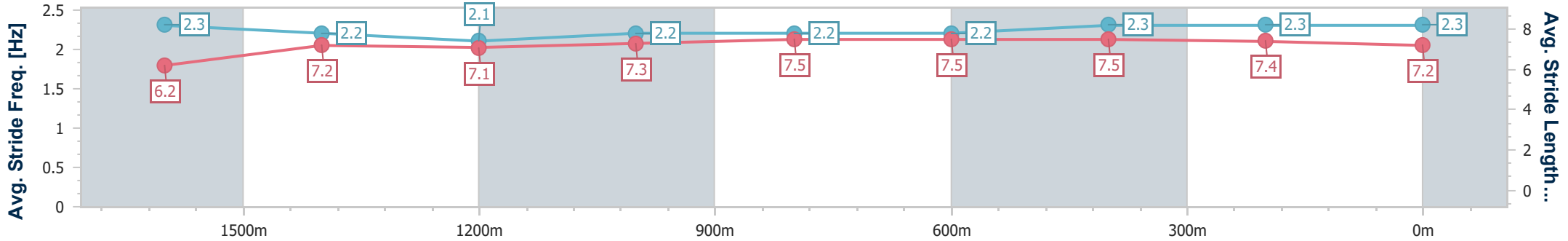
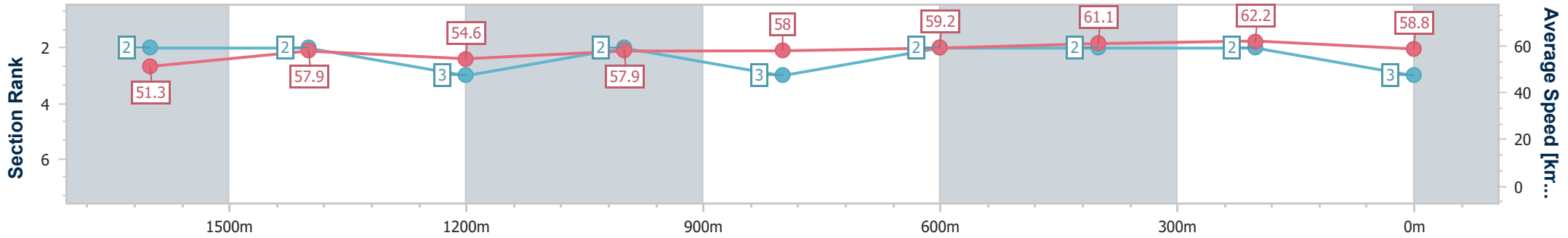
Horse/Jockey Name	Orca
Final Rank	3
Fastest Section Time (Section)	0:11.60 (400m)
Top Speed [km/h] (Section)	63.7 (400m)
Race State	Finished



Mackay QLD Professional  
 Race 1: SKY RACING BENCHMARK 60 Handicap - 1800m  
 03 January 2025 - 12:57  
 Track Rating: Soft 6, Weather: Overcast, Rail Position: True



Section	Overall	1600m	1400m	1200m	1000m	800m	600m	400m	200m
Section Times	1:52.68 [3] (0:13.79)	1:38.89 [2] (0:12.59)	1:26.30 [2] (0:13.31)	1:12.99 [3] (0:12.47)	1:00.52 [2] (0:12.52)	0:48.00 [3] (0:12.21)	0:35.79 [2] (0:11.83)	0:23.96 [2] (0:11.60)	0:12.36 [2] (0:12.36)
Average Speed [km/h]	51.3	57.9	54.6	57.9	58.0	59.2	61.1	62.2	58.8
Top Speed [km/h]	58.9	62.0	57.3	58.8	58.9	60.0	61.9	63.7	62.9
Avg. Dist. to Rail [m]	6.3	1.6	1.7	2.5	1.6	1.1	0.5	1.2	3.5
Avg. Stride Freq. [Hz]	2.3	2.2	2.1	2.2	2.2	2.2	2.3	2.3	2.3
Avg. Stride Length [m]	6.2	7.2	7.1	7.3	7.5	7.5	7.5	7.4	7.2



- [ ] Ranking at each section and finish
- .-.- No data available at this section
- NA No data available



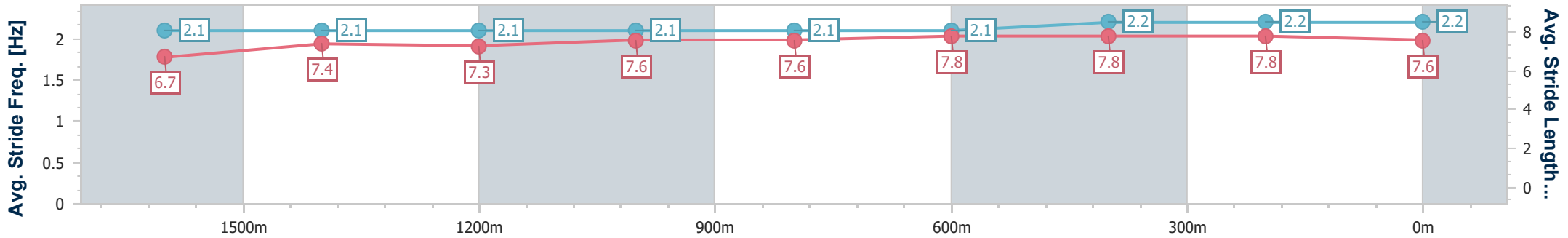
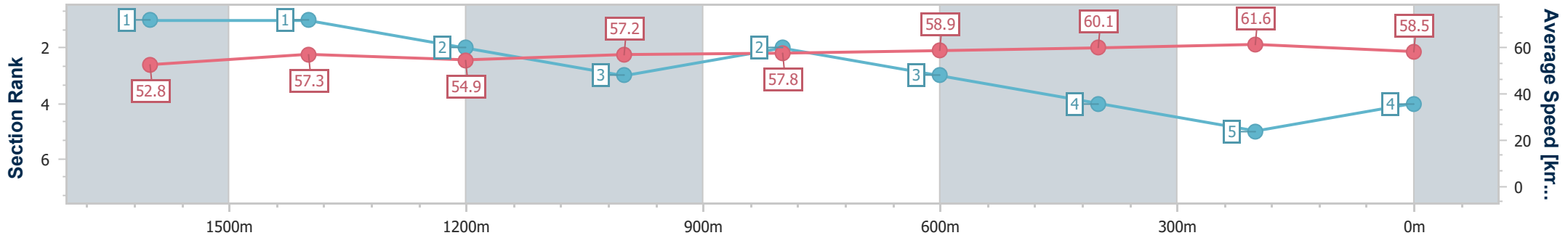
Horse/Jockey Name	Kefalonia
Final Rank	4
Fastest Section Time (Section)	0:11.69 (400m)
Top Speed [km/h] (Section)	65.5 (Overall)
Race State	Finished



Mackay QLD Professional  
 Race 1: SKY RACING BENCHMARK 60 Handicap - 1800m  
 03 January 2025 - 12:57  
 Track Rating: Soft 6, Weather: Overcast, Rail Position: True



Section	Overall	1600m	1400m	1200m	1000m	800m	600m	400m	200m
Section Times	1:52.87 [4] (0:13.65)	1:39.22 [1] (0:12.62)	1:26.60 [1] (0:13.24)	1:13.36 [2] (0:12.66)	1:00.70 [3] (0:12.46)	0:48.24 [2] (0:12.30)	0:35.94 [3] (0:11.94)	0:24.00 [4] (0:11.69)	0:12.31 [5] (0:12.31)
Average Speed [km/h]	52.8	57.3	54.9	57.2	57.8	58.9	60.1	61.6	58.5
Top Speed [km/h]	65.5	61.7	57.4	58.0	58.5	60.0	61.3	62.3	60.7
Avg. Dist. to Rail [m]	3.6	1.2	1.6	1.9	0.9	0.9	0.3	1.4	2.8
Avg. Stride Freq. [Hz]	2.1	2.1	2.1	2.1	2.1	2.1	2.2	2.2	2.2
Avg. Stride Length [m]	6.7	7.4	7.3	7.6	7.6	7.8	7.8	7.8	7.6



- [ ] Ranking at each section and finish
- .-.- No data available at this section
- NA No data available



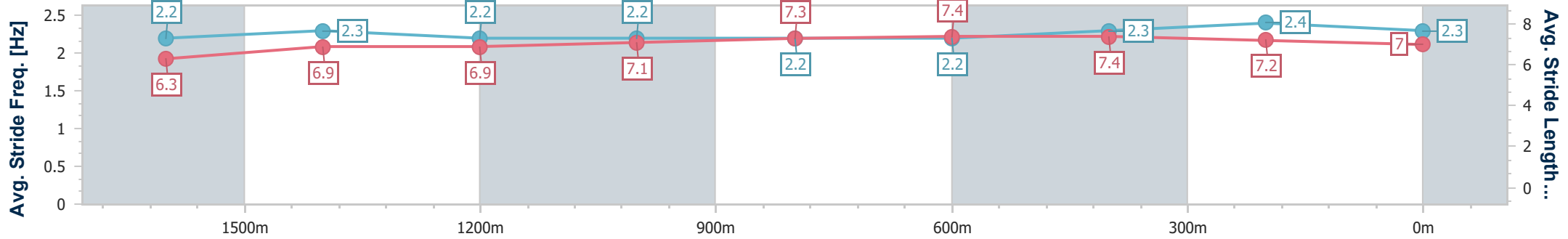
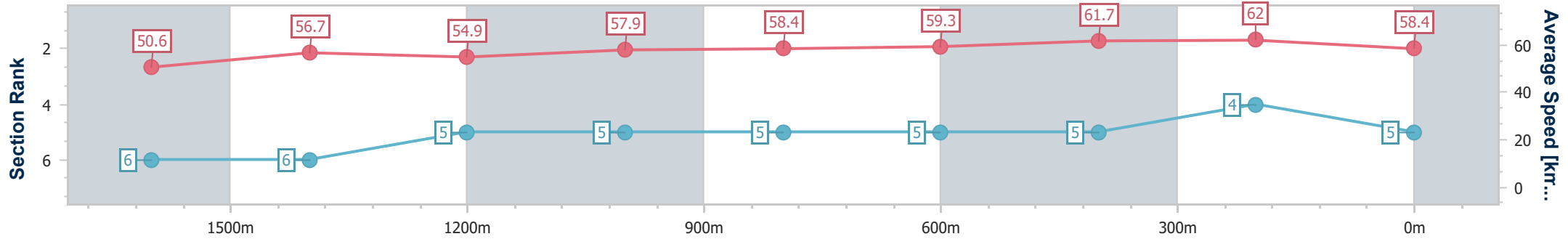
Horse/Jockey Name	Torque Espagna
Final Rank	5
Fastest Section Time (Section)	0:11.63 (400m)
Top Speed [km/h] (Section)	63.4 (400m)
Race State	Finished



Mackay QLD Professional  
 Race 1: SKY RACING BENCHMARK 60 Handicap - 1800m  
 03 January 2025 - 12:57  
 Track Rating: Soft 6, Weather: Overcast, Rail Position: True



Section	Overall	1600m	1400m	1200m	1000m	800m	600m	400m	200m
Section Times	1:52.90 [5] (0:14.23)	1:38.67 [6] (0:12.72)	1:25.95 [6] (0:13.15)	1:12.80 [5] (0:12.51)	1:00.29 [5] (0:12.41)	0:47.88 [5] (0:12.19)	0:35.69 [5] (0:11.71)	0:23.98 [5] (0:11.63)	0:12.35 [4] (0:12.35)
Average Speed [km/h]	50.6	56.7	54.9	57.9	58.4	59.3	61.7	62.0	58.4
Top Speed [km/h]	60.2	58.9	58.3	58.6	59.2	60.7	63.4	63.4	63.1
Avg. Dist. to Rail [m]	3.0	0.6	0.9	2.4	1.7	1.4	0.7	2.6	5.1
Avg. Stride Freq. [Hz]	2.2	2.3	2.2	2.2	2.2	2.2	2.3	2.4	2.3
Avg. Stride Length [m]	6.3	6.9	6.9	7.1	7.3	7.4	7.4	7.2	7.0



- [ ] Ranking at each section and finish
- .-.- No data available at this section
- NA No data available



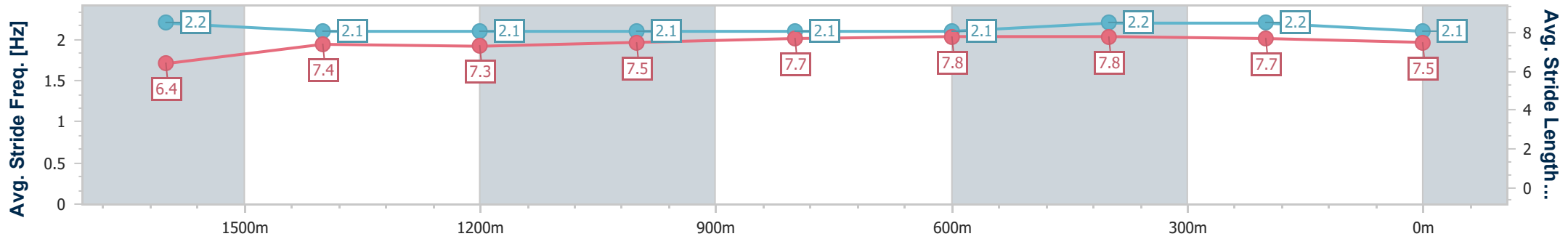
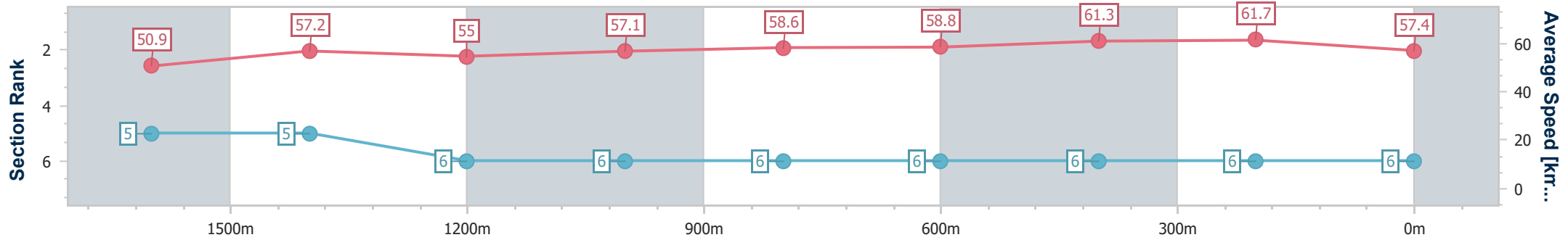
Horse/Jockey Name	Leica Bita Fun
Final Rank	6
Fastest Section Time (Section)	0:11.71 (400m)
Top Speed [km/h] (Section)	62.3 (600m)
Race State	Finished



Mackay QLD Professional  
 Race 1: SKY RACING BENCHMARK 60 Handicap - 1800m  
 03 January 2025 - 12:57  
 Track Rating: Soft 6, Weather: Overcast, Rail Position: True



Section	Overall	1600m	1400m	1200m	1000m	800m	600m	400m	200m
Section Times	1:53.60 [6] (0:14.21)	1:39.39 [5] (0:12.73)	1:26.66 [5] (0:13.27)	1:13.39 [6] (0:12.69)	1:00.70 [6] (0:12.37)	0:48.33 [6] (0:12.31)	0:36.02 [6] (0:11.78)	0:24.24 [6] (0:11.71)	0:12.53 [6] (0:12.53)
Average Speed [km/h]	50.9	57.2	55.0	57.1	58.6	58.8	61.3	61.7	57.4
Top Speed [km/h]	59.4	59.2	57.0	57.8	59.2	60.5	62.3	62.2	60.6
Avg. Dist. to Rail [m]	5.6	2.1	2.6	2.4	1.7	1.6	0.6	1.5	1.7
Avg. Stride Freq. [Hz]	2.2	2.1	2.1	2.1	2.1	2.1	2.2	2.2	2.1
Avg. Stride Length [m]	6.4	7.4	7.3	7.5	7.7	7.8	7.8	7.7	7.5



- [ ] Ranking at each section and finish
- .-.- No data available at this section
- NA No data available





# Mackay QLD Professional

## Race 2: BECOME A MEMBER MTC QTIS Two-Year-Old Handicap - 1100m

03 January 2025 - 13:34



MACKAY TURF CLUB  
Ooralea Racecourse

Track Rating: Soft 6, Weather: Overcast, Rail Position: True

Section		Overall	1000m	800m	600m	400m	200m	Last 600m					
Field Times		1:06.13 (0:07.96)	0:58.17 (0:11.46)	0:46.71 (0:11.56)	0:35.15 (0:11.84)	0:23.31 (0:11.42)	0:11.89 (0:11.89)	0:35.15					
Rank	TAB Horse/Jockey	Barrier	Top Speed [km/h]	Fastest Section						Margin	Distance Travelled [m]		
1	2 BOLLA BOLLA BABE Justin Stanley	3	64.4 800m	0:07.96 Overall	1:06.13 [1] (0:07.96)	0:58.17 [1] (0:11.46)	0:46.71 [1] (0:11.56)	0:35.15 [1] (0:11.84)	0:23.31 [1] (0:11.42)	0:11.89 [1] (0:11.89)	1:06.13	0:35.15	
2	3 NEV Chelsea Jokic	2	65.5 800m	0:08.64 Overall	1:06.45 [2] (0:08.64)	0:57.81 [6] (0:11.44)	0:46.37 [6] (0:11.51)	0:34.86 [5] (0:11.75)	0:23.11 [6] (0:11.36)	0:11.75 [4] (0:11.75)	1.88L	0:34.86	+6
3	5 GYMNOSOMATA Ryan Wiggins	1	65.4 1000m	0:08.16 Overall	1:06.50 [3] (0:08.16)	0:58.34 [4] (0:11.47)	0:46.87 [3] (0:11.64)	0:35.23 [3] (0:11.64)	0:23.59 [2] (0:11.57)	0:12.02 [2] (0:12.02)	2.18L	0:35.23	-2
4	4 EASY GOING GIRL Leah Martyn	5	64.4 1000m	0:08.45 Overall	1:06.68 [4] (0:08.45)	0:58.23 [5] (0:11.54)	0:46.69 [5] (0:11.72)	0:34.97 [6] (0:11.56)	0:23.41 [5] (0:11.54)	0:11.87 [5] (0:11.87)	3.28L	0:34.97	+1
5	7 SUPID DATE Georgina Cartwright	4	64.0 1000m	0:08.03 Overall	1:06.87 [5] (0:08.03)	0:58.84 [2] (0:11.53)	0:47.31 [2] (0:11.64)	0:35.67 [2] (0:11.80)	0:23.87 [3] (0:11.58)	0:12.29 [3] (0:12.29)	4.37L	0:35.67	+3
6	6 PRETTY PROFIT Tahlia Fenlon	6	63.6 600m	0:08.15 Overall	1:07.74 [6] (0:08.15)	0:59.59 [3] (0:11.61)	0:47.98 [4] (0:11.65)	0:36.33 [4] (0:11.63)	0:24.70 [4] (0:11.83)	0:12.87 [6] (0:12.87)	9.5L	0:36.33	+2

Scratched: Nosey Neo (#1)

[ ] Ranking at each section and finish  
 -:-:- No data available at this section  
 NA No data available

SCN Saddle cloth number  
 DNF Did not finish  
 DNT Did not track



Horse/Jockey Name	Bolla Bolla Babe
Final Rank	1
Fastest Section Time (Section)	0:07.96 (Overall)
Top Speed [km/h] (Section)	64.4 (800m)
Race State	Finished



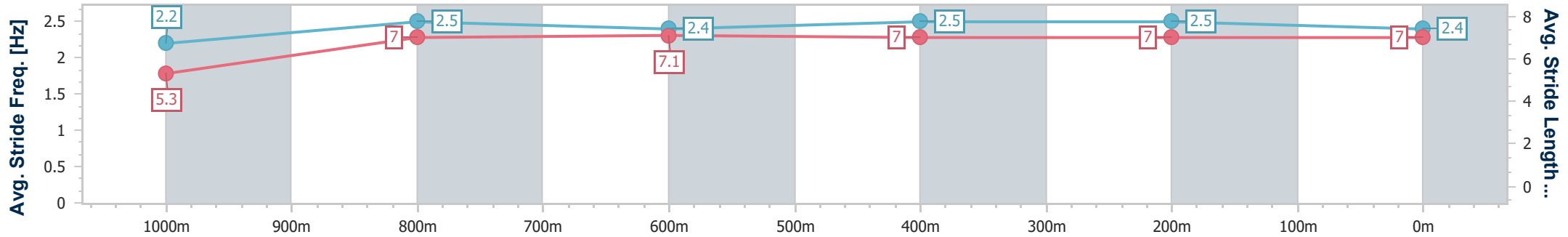
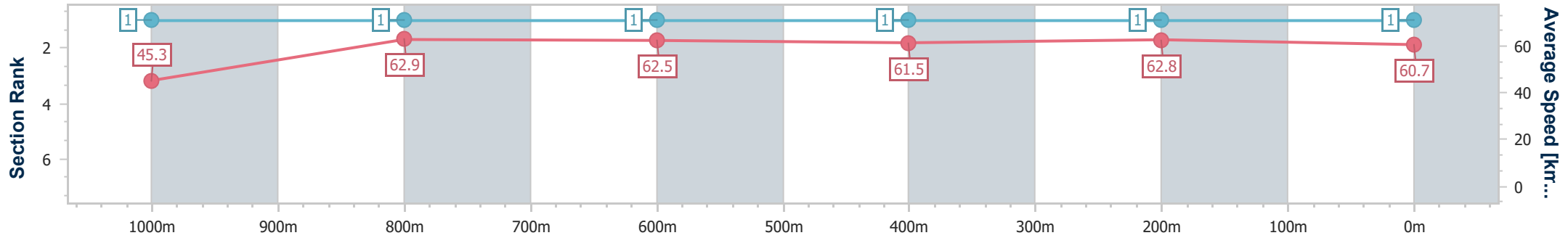
Mackay QLD Professional  
Race 2: BECOME A MEMBER MTC QTIS Two-Year-Old  
Handicap - 1100m

03 January 2025 - 13:34

Track Rating: Soft 6, Weather: Overcast, Rail Position: True



Section	Overall	1000m	800m	600m	400m	200m
Section Times	1:06.13 [1] (0:07.96)	0:58.17 [1] (0:11.46)	0:46.71 [1] (0:11.56)	0:35.15 [1] (0:11.84)	0:23.31 [1] (0:11.42)	0:11.89 [1] (0:11.89)
Average Speed [km/h]	45.3	62.9	62.5	61.5	62.8	60.7
Top Speed [km/h]	60.4	64.2	64.4	63.2	63.9	63.7
Avg. Dist. to Rail [m]	3.3	0.6	1.8	1.4	0.6	1.1
Avg. Stride Freq. [Hz]	2.2	2.5	2.4	2.5	2.5	2.4
Avg. Stride Length [m]	5.3	7.0	7.1	7.0	7.0	7.0



- [ ] Ranking at each section and finish
- .-.- No data available at this section
- NA No data available



Horse/Jockey Name	Nev
Final Rank	2
Fastest Section Time (Section)	0:08.64 (Overall)
Top Speed [km/h] (Section)	65.5 (800m)
Race State	Finished



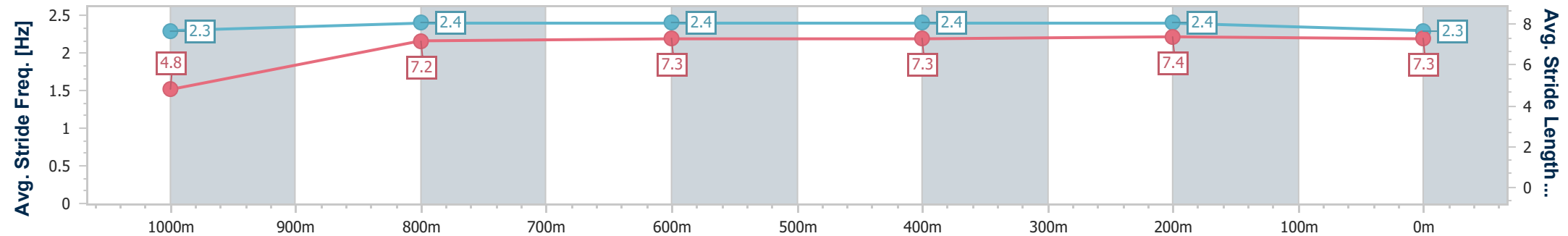
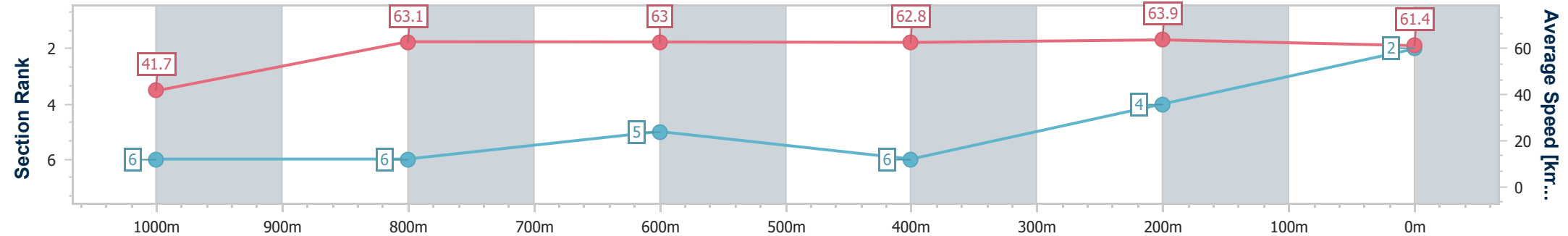
Mackay QLD Professional  
Race 2: BECOME A MEMBER MTC QTIS Two-Year-Old  
Handicap - 1100m



03 January 2025 - 13:34

Track Rating: Soft 6, Weather: Overcast, Rail Position: True

Section	Overall	1000m	800m	600m	400m	200m
Section Times	1:06.45 [2] (0:08.64)	0:57.81 [6] (0:11.44)	0:46.37 [6] (0:11.51)	0:34.86 [5] (0:11.75)	0:23.11 [6] (0:11.36)	0:11.75 [4] (0:11.75)
Average Speed [km/h]	41.7	63.1	63.0	62.8	63.9	61.4
Top Speed [km/h]	59.1	65.5	65.5	64.1	64.6	63.9
Avg. Dist. to Rail [m]	3.3	0.8	2.2	3.1	5.3	4.8
Avg. Stride Freq. [Hz]	2.3	2.4	2.4	2.4	2.4	2.3
Avg. Stride Length [m]	4.8	7.2	7.3	7.3	7.4	7.3



- [ ] Ranking at each section and finish
- .-.- No data available at this section
- NA No data available



Horse/Jockey Name	Gymnosomata
Final Rank	3
Fastest Section Time (Section)	0:08.16 (Overall)
Top Speed [km/h] (Section)	65.4 (1000m)
Race State	Finished



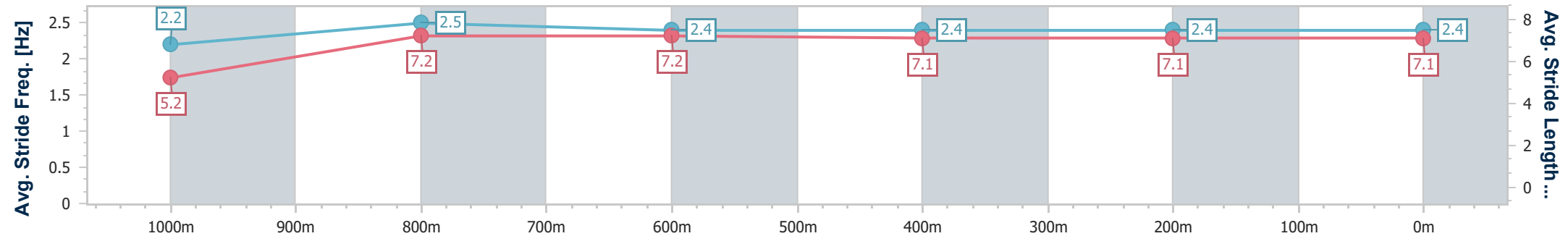
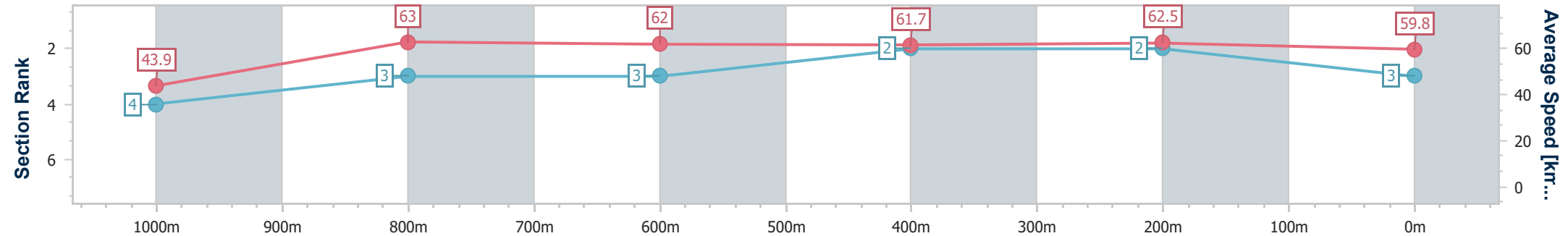
Mackay QLD Professional  
Race 2: BECOME A MEMBER MTC QTIS Two-Year-Old Handicap - 1100m



03 January 2025 - 13:34

Track Rating: Soft 6, Weather: Overcast, Rail Position: True

Section	Overall	1000m	800m	600m	400m	200m
Section Times	1:06.50 [3] (0:08.16)	0:58.34 [4] (0:11.47)	0:46.87 [3] (0:11.64)	0:35.23 [3] (0:11.64)	0:23.59 [2] (0:11.57)	0:12.02 [2] (0:12.02)
Average Speed [km/h]	43.9	63.0	62.0	61.7	62.5	59.8
Top Speed [km/h]	58.6	65.4	63.4	64.4	64.3	61.8
Avg. Dist. to Rail [m]	1.7	0.3	0.7	0.4	2.0	2.5
Avg. Stride Freq. [Hz]	2.2	2.5	2.4	2.4	2.4	2.4
Avg. Stride Length [m]	5.2	7.2	7.2	7.1	7.1	7.1



- [ ] Ranking at each section and finish
- .-.- No data available at this section
- NA No data available



Horse/Jockey Name	Easy Going Girl
Final Rank	4
Fastest Section Time (Section)	0:08.45 (Overall)
Top Speed [km/h] (Section)	64.4 (1000m)
Race State	Finished



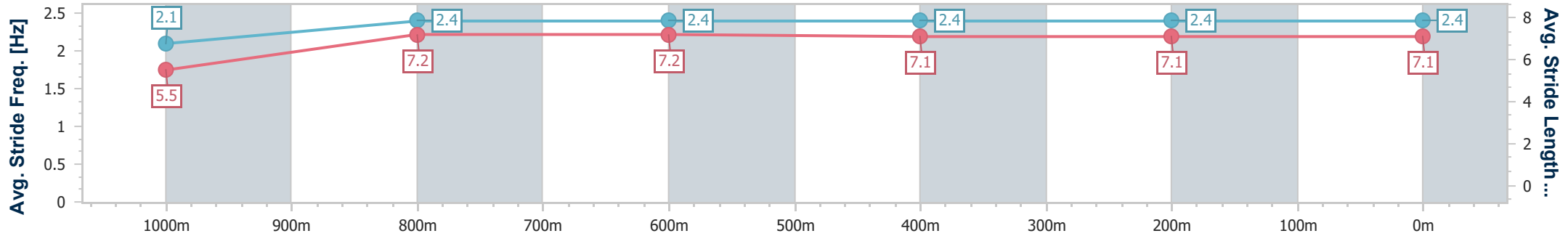
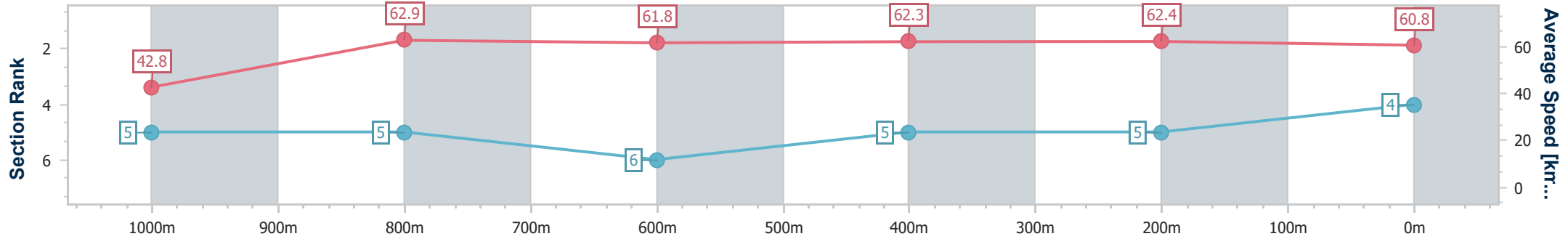
Mackay QLD Professional  
Race 2: BECOME A MEMBER MTC QTIS Two-Year-Old  
Handicap - 1100m



03 January 2025 - 13:34

Track Rating: Soft 6, Weather: Overcast, Rail Position: True

Section	Overall	1000m	800m	600m	400m	200m
Section Times	1:06.68 [4] (0:08.45)	0:58.23 [5] (0:11.54)	0:46.69 [5] (0:11.72)	0:34.97 [6] (0:11.56)	0:23.41 [5] (0:11.54)	0:11.87 [5] (0:11.87)
Average Speed [km/h]	42.8	62.9	61.8	62.3	62.4	60.8
Top Speed [km/h]	59.7	64.4	63.0	63.3	63.2	63.2
Avg. Dist. to Rail [m]	6.2	3.1	2.0	0.3	0.6	0.5
Avg. Stride Freq. [Hz]	2.1	2.4	2.4	2.4	2.4	2.4
Avg. Stride Length [m]	5.5	7.2	7.2	7.1	7.1	7.1



- [ ] Ranking at each section and finish
- .-.- No data available at this section
- NA No data available



Horse/Jockey Name	Supid Date
Final Rank	5
Fastest Section Time (Section)	0:08.03 (Overall)
Top Speed [km/h] (Section)	64.0 (1000m)
Race State	Finished

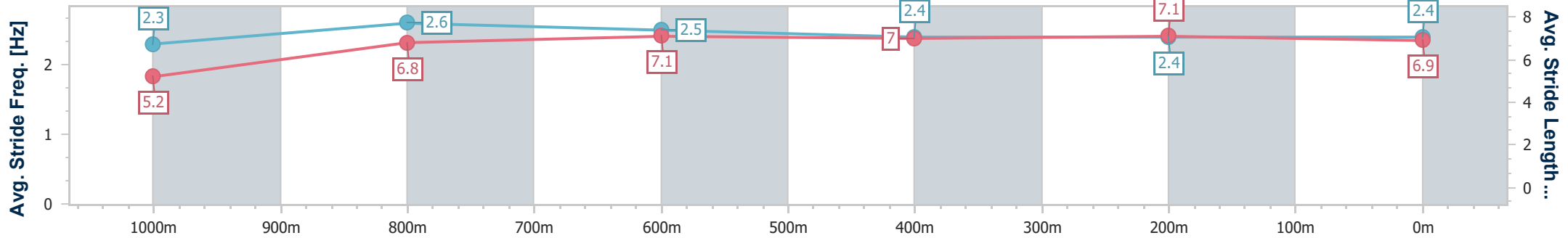
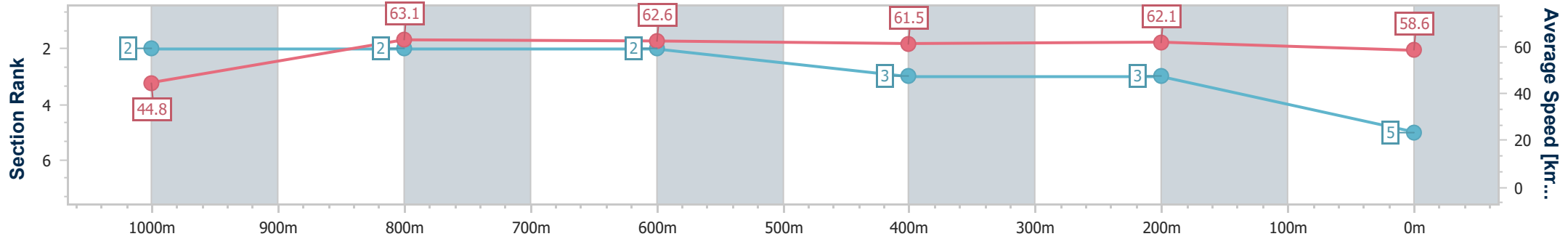


Mackay QLD Professional  
 Race 2: BECOME A MEMBER MTC QTIS Two-Year-Old  
 Handicap - 1100m  
 03 January 2025 - 13:34



Track Rating: Soft 6, Weather: Overcast, Rail Position: True

Section	Overall	1000m	800m	600m	400m	200m
Section Times	1:06.87 [5] (0:08.03)	0:58.84 [2] (0:11.53)	0:47.31 [2] (0:11.64)	0:35.67 [2] (0:11.80)	0:23.87 [3] (0:11.58)	0:12.29 [3] (0:12.29)
Average Speed [km/h]	44.8	63.1	62.6	61.5	62.1	58.6
Top Speed [km/h]	62.6	64.0	63.7	63.7	63.3	61.9
Avg. Dist. to Rail [m]	5.1	2.5	3.9	1.0	1.2	1.6
Avg. Stride Freq. [Hz]	2.3	2.6	2.5	2.4	2.4	2.4
Avg. Stride Length [m]	5.2	6.8	7.1	7.0	7.1	6.9



- [ ] Ranking at each section and finish
- .-.- No data available at this section
- NA No data available



Horse/Jockey Name	Pretty Profit
Final Rank	6
Fastest Section Time (Section)	0:08.15 (Overall)
Top Speed [km/h] (Section)	63.6 (600m)
Race State	Finished



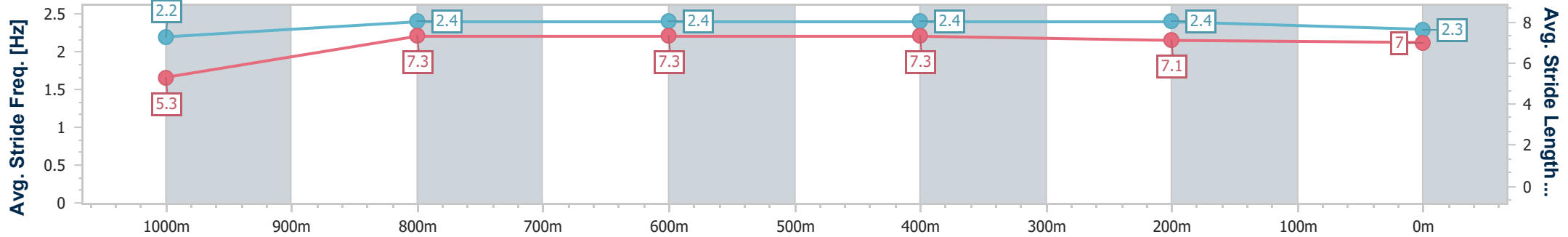
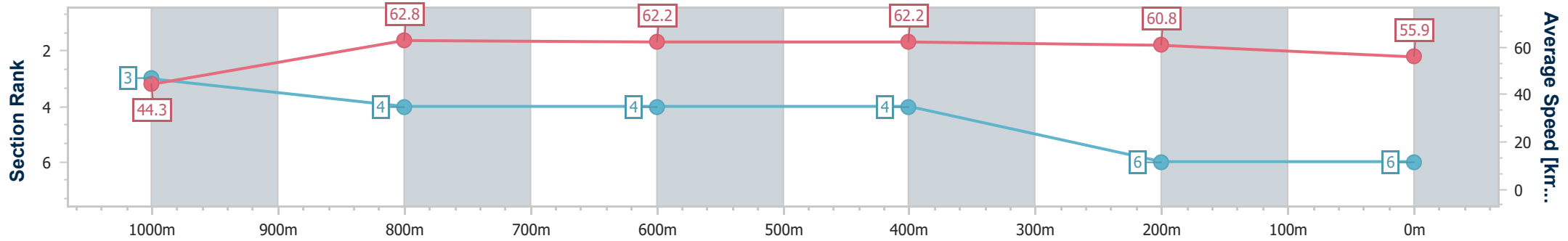
Mackay QLD Professional  
Race 2: BECOME A MEMBER MTC QTIS Two-Year-Old  
Handicap - 1100m



03 January 2025 - 13:34

Track Rating: Soft 6, Weather: Overcast, Rail Position: True

Section	Overall	1000m	800m	600m	400m	200m
Section Times	1:07.74 [6] (0:08.15)	0:59.59 [3] (0:11.61)	0:47.98 [4] (0:11.65)	0:36.33 [4] (0:11.63)	0:24.70 [4] (0:11.83)	0:12.87 [6] (0:12.87)
Average Speed [km/h]	44.3	62.8	62.2	62.2	60.8	55.9
Top Speed [km/h]	59.7	63.6	63.6	63.6	62.8	60.7
Avg. Dist. to Rail [m]	6.6	3.5	2.5	0.5	2.2	2.6
Avg. Stride Freq. [Hz]	2.2	2.4	2.4	2.4	2.4	2.3
Avg. Stride Length [m]	5.3	7.3	7.3	7.3	7.1	7.0



- [ ] Ranking at each section and finish
- .-.- No data available at this section
- NA No data available



# Mackay QLD Professional

## Race 3: LADBROKES ODDS SURGE Maiden Plate - 1100m

03 January 2025 - 14:14



MACKAY TURF CLUB

Ooralea Racecourse

Track Rating: Soft 5, Weather: Overcast, Rail Position: True

Section		Overall	1000m	800m	600m	400m	200m	Last 600m					
Field Times		1:03.82 (0:07.80)	0:56.02 (0:10.79)	0:45.23 (0:10.89)	0:34.34 (0:11.03)	0:23.31 (0:11.25)	0:12.06 (0:12.06)	0:34.34					
Rank	TAB Horse/Jockey	Barrier	Top Speed [km/h]	Fastest Section	Margin						Distance Travelled [m]		
1	7 IRISH ROCKET Nikki Olzard	5	67.3 600m	0:07.92 Overall	1:03.82 [1] (0:07.92)	0:55.90 [3] (0:10.94)	0:44.96 [2] (0:10.96)	0:34.00 [2] (0:11.01)	0:22.99 [2] (0:11.21)	0:11.78 [2] (0:11.78)	1:03.82	0:34.00	
2	2 LUCKY STRONG Ashley Butler	9	68.5 1000m	0:07.80 Overall	1:03.95 [2] (0:07.80)	0:56.15 [1] (0:10.79)	0:45.36 [1] (0:10.89)	0:34.47 [1] (0:11.03)	0:23.44 [1] (0:11.25)	0:12.19 [1] (0:12.19)	0.73L	0:34.47	+1
3	13 THORMENDOUS MISS Adam Sewell	6	67.8 800m	0:08.38 Overall	1:04.67 [3] (0:08.38)	0:56.29 [10] (0:11.03)	0:45.26 [8] (0:10.94)	0:34.32 [6] (0:11.26)	0:23.06 [6] (0:11.30)	0:11.76 [3] (0:11.76)	4.99L	0:34.32	-4
4	8 LATIN LOVE Georgina Cartwright	12	66.9 1000m	0:08.07 Overall	1:05.53 [4] (0:08.07)	0:57.46 [5] (0:11.29)	0:46.17 [7] (0:11.16)	0:35.01 [8] (0:11.35)	0:23.66 [8] (0:11.52)	0:12.14 [8] (0:12.14)	10.05L	0:35.01	+5
5	6 FIRE SPHERE Tahlia Fenlon	4	66.6 1000m	0:08.09 Overall	1:05.58 [5] (0:08.09)	0:57.49 [6] (0:11.14)	0:46.35 [6] (0:11.14)	0:35.21 [7] (0:11.42)	0:23.79 [7] (0:11.60)	0:12.19 [7] (0:12.19)	10.33L	0:35.21	+5
6	5 DIAMOND DEGREE Leah Martyn	11	67.4 1000m	0:07.91 Overall	1:05.80 [6] (0:07.91)	0:57.89 [2] (0:11.01)	0:46.88 [3] (0:11.14)	0:35.74 [4] (0:11.50)	0:24.24 [4] (0:11.79)	0:12.45 [5] (0:12.45)	11.65L	0:35.74	+10
7	1 ALL POWERED UP Paul Hamblin	3	67.3 1000m	0:08.10 Overall	1:05.82 [7] (0:08.10)	0:57.72 [7] (0:11.00)	0:46.72 [5] (0:11.02)	0:35.70 [5] (0:11.48)	0:24.22 [5] (0:11.78)	0:12.44 [6] (0:12.44)	11.74L	0:35.70	+3
8	10 OHMIKKIUSOFINE Nathan Thomas	7	68.4 1000m	0:08.06 Overall	1:05.91 [8] (0:08.06)	0:57.85 [4] (0:10.97)	0:46.88 [4] (0:11.00)	0:35.88 [3] (0:11.43)	0:24.45 [3] (0:11.76)	0:12.69 [4] (0:12.69)	12.3L	0:35.88	+6
9	12 PLAY IT AS IT LAYS Jackson Murphy	1	66.4 800m	0:08.32 Overall	1:05.95 [9] (0:08.32)	0:57.63 [9] (0:11.38)	0:46.25 [10] (0:11.18)	0:35.07 [10] (0:11.08)	0:23.99 [9] (0:11.54)	0:12.45 [9] (0:12.45)	12.49L	0:35.07	-3
10	9 MISCHIEVOUS GIRL McKenzie Apel	8	67.4 1000m	0:08.32 Overall	1:06.04 [10] (0:08.32)	0:57.72 [8] (0:11.11)	0:46.61 [9] (0:11.36)	0:35.25 [9] (0:11.52)	0:23.73 [10] (0:11.51)	0:12.22 [10] (0:12.22)	13.01L	0:35.25	+3

Scratched: Kai Mondo (#3), Mishani Amore (#18), Deguello (#15), Embellished Eyes (#16), Only One General (#17)

[ ] Ranking at each section and finish  
 -:-:- No data available at this section  
 NA No data available

SCN Saddle cloth number  
 DNF Did not finish  
 DNT Did not track





# Mackay QLD Professional

## Race 3: LADBROKES ODDS SURGE Maiden Plate - 1100m



MACKAY TURF CLUB  
Ooralea Racecourse

03 January 2025 - 14:14

Track Rating: Soft 5, Weather: Overcast, Rail Position: True

Section	Overall	1000m	800m	600m	400m	200m	Last 600m
Field Times	1:03.82 (0:07.80)	0:56.02 (0:10.79)	0:45.23 (0:10.89)	0:34.34 (0:11.03)	0:23.31 (0:11.25)	0:12.06 (0:12.06)	0:34.34

Rank	TAB	Horse/Jockey	Barrier	Top Speed [km/h]	Fastest Section	Overall	1000m	800m	600m	400m	200m	Margin	Distance Travelled [m]
11	14	LORD DANILO Wanderson D'Avila	2	67.1 800m	0:08.62 Overall	1:06.20 [11] (0:08.62)	0:57.58 [12] (0:11.44)	0:46.14 [12] (0:11.00)	0:35.14 [11] (0:11.29)	0:23.85 [11] (0:11.48)	0:12.37 [11] (0:12.37)	13.97L	0:35.14 -3
12	11	PRINCESS SOPHIE Justin Stanley	13	66.9 800m	0:08.74 Overall	1:06.76 [12] (0:08.74)	0:58.02 [13] (0:11.47)	0:46.55 [13] (0:11.01)	0:35.54 [12] (0:11.32)	0:24.22 [12] (0:11.52)	0:12.70 [12] (0:12.70)	17.29L	0:35.54 +1
13	4	MYSTIC MOUNTAIN Warwick Satherley	10	66.8 800m	0:08.40 Overall	1:08.20 [13] (0:08.40)	0:59.80 [11] (0:11.56)	0:48.24 [11] (0:11.32)	0:36.92 [13] (0:12.01)	0:24.91 [13] (0:11.96)	0:12.95 [13] (0:12.95)	25.72L	0:36.92 +5

Scratched: Kai Mondo (#3), Mishani Amore (#18), Deguello (#15), Embellished Eyes (#16), Only One General (#17)



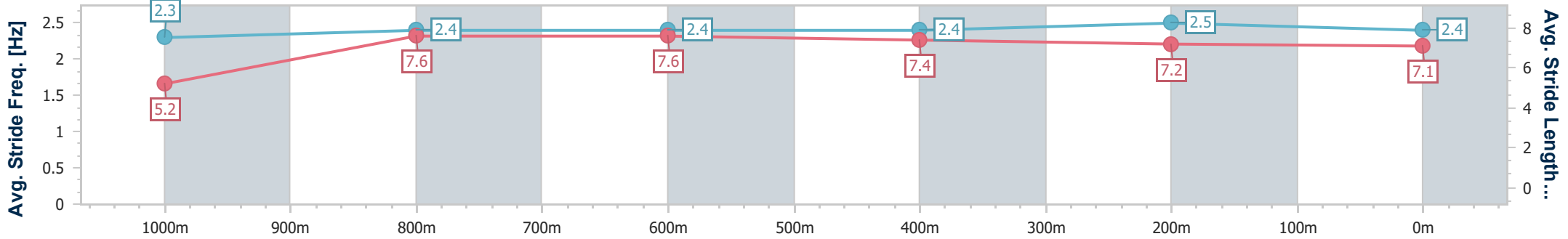
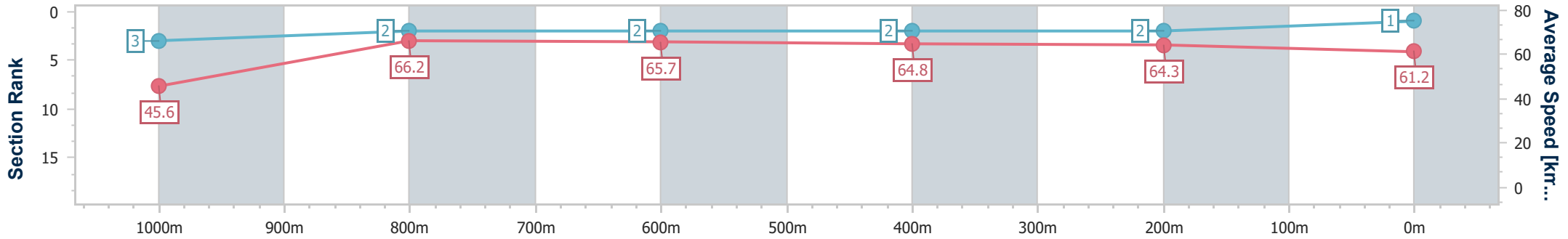
Horse/Jockey Name	Irish Rocket
Final Rank	1
Fastest Section Time (Section)	0:07.92 (Overall)
Top Speed [km/h] (Section)	67.3 (600m)
Race State	Finished



Mackay QLD Professional  
 Race 3: LADBROKES ODDS SURGE Maiden Plate - 1100m  
 03 January 2025 - 14:14  
 Track Rating: Soft 5, Weather: Overcast, Rail Position: True



Section	Overall	1000m	800m	600m	400m	200m
Section Times	1:03.82 [1] (0:07.92)	0:55.90 [3] (0:10.94)	0:44.96 [2] (0:10.96)	0:34.00 [2] (0:11.01)	0:22.99 [2] (0:11.21)	0:11.78 [2] (0:11.78)
Average Speed [km/h]	45.6	66.2	65.7	64.8	64.3	61.2
Top Speed [km/h]	63.9	66.9	66.7	67.3	65.3	64.0
Avg. Dist. to Rail [m]	5.4	1.8	0.9	1.0	2.8	5.4
Avg. Stride Freq. [Hz]	2.3	2.4	2.4	2.4	2.5	2.4
Avg. Stride Length [m]	5.2	7.6	7.6	7.4	7.2	7.1



- [ ] Ranking at each section and finish
- .-.- No data available at this section
- NA No data available



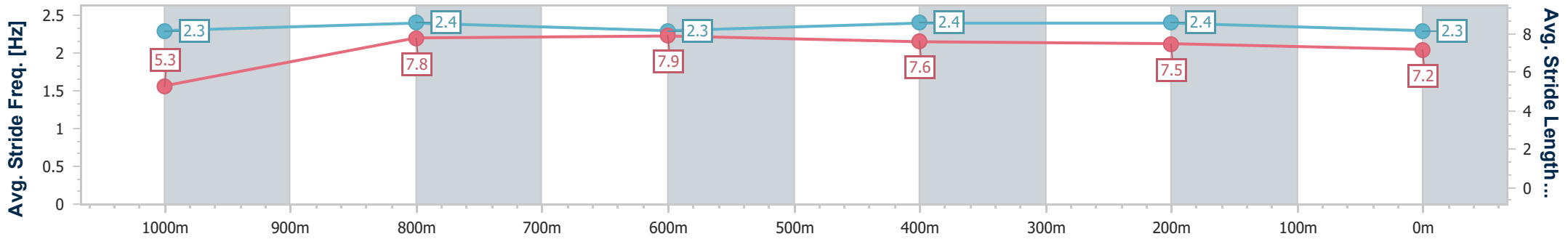
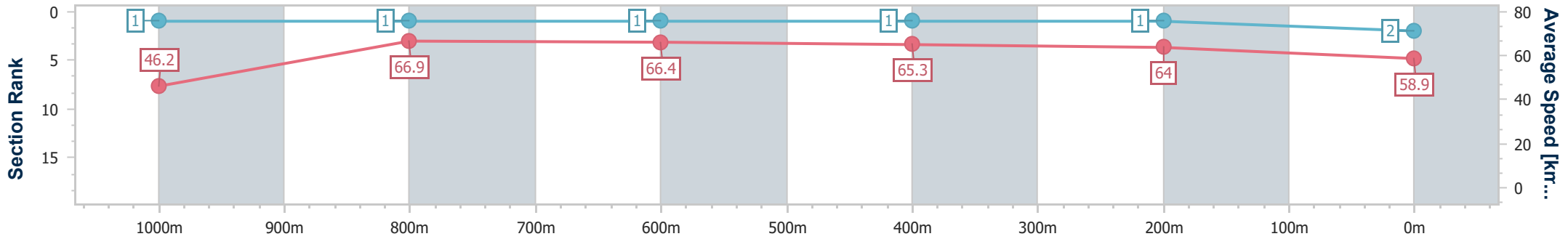
Horse/Jockey Name	Lucky Strong
Final Rank	2
Fastest Section Time (Section)	0:07.80 (Overall)
Top Speed [km/h] (Section)	68.5 (1000m)
Race State	Finished



Mackay QLD Professional  
 Race 3: LADBROKES ODDS SURGE Maiden Plate - 1100m  
 03 January 2025 - 14:14  
 Track Rating: Soft 5, Weather: Overcast, Rail Position: True



Section	Overall	1000m	800m	600m	400m	200m
Section Times	1:03.95 [2] (0:07.80)	0:56.15 [1] (0:10.79)	0:45.36 [1] (0:10.89)	0:34.47 [1] (0:11.03)	0:23.44 [1] (0:11.25)	0:12.19 [1] (0:12.19)
Average Speed [km/h]	46.2	66.9	66.4	65.3	64.0	58.9
Top Speed [km/h]	66.2	68.5	67.6	66.2	64.8	62.7
Avg. Dist. to Rail [m]	7.0	1.4	1.2	0.3	1.0	1.5
Avg. Stride Freq. [Hz]	2.3	2.4	2.3	2.4	2.4	2.3
Avg. Stride Length [m]	5.3	7.8	7.9	7.6	7.5	7.2



- [ ] Ranking at each section and finish
- .-.- No data available at this section
- NA No data available



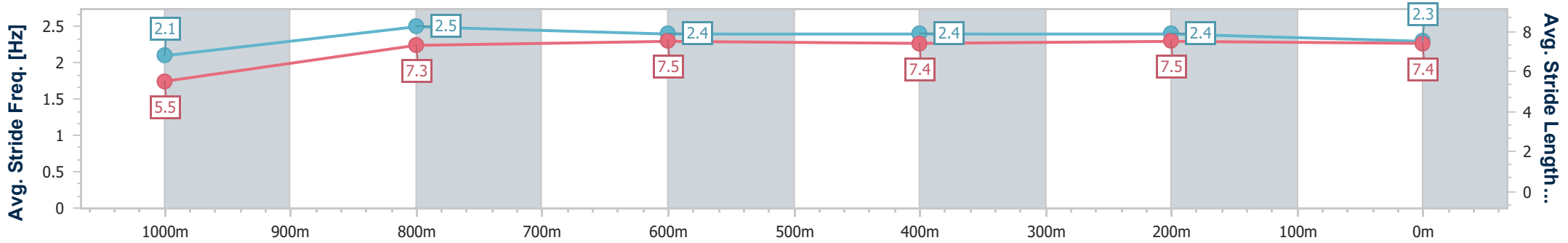
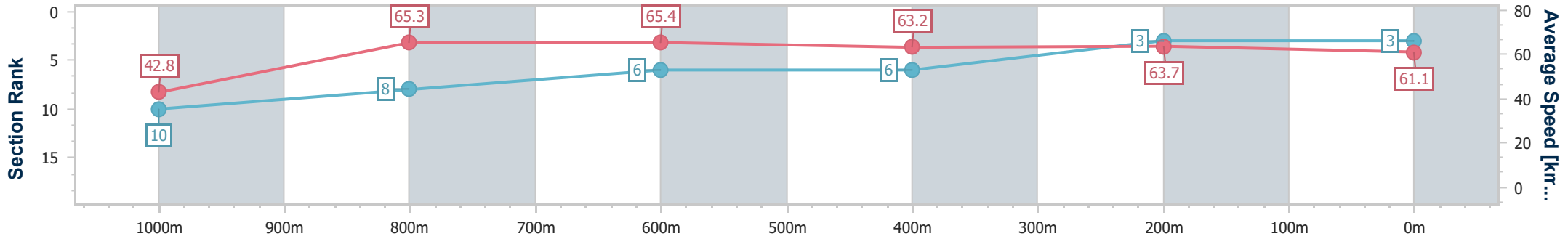
Horse/Jockey Name	Thormendous Miss
Final Rank	3
Fastest Section Time (Section)	0:08.38 (Overall)
Top Speed [km/h] (Section)	67.8 (800m)
Race State	Finished



Mackay QLD Professional  
 Race 3: LADBROKES ODDS SURGE Maiden Plate - 1100m  
 03 January 2025 - 14:14  
 Track Rating: Soft 5, Weather: Overcast, Rail Position: True



Section	Overall	1000m	800m	600m	400m	200m
Section Times	1:04.67 [3] (0:08.38)	0:56.29 [10] (0:11.03)	0:45.26 [8] (0:10.94)	0:34.32 [6] (0:11.26)	0:23.06 [6] (0:11.30)	0:11.76 [3] (0:11.76)
Average Speed [km/h]	42.8	65.3	65.4	63.2	63.7	61.1
Top Speed [km/h]	62.5	67.4	67.8	64.8	65.3	64.4
Avg. Dist. to Rail [m]	4.8	0.8	1.5	1.7	2.2	3.6
Avg. Stride Freq. [Hz]	2.1	2.5	2.4	2.4	2.4	2.3
Avg. Stride Length [m]	5.5	7.3	7.5	7.4	7.5	7.4



- [ ] Ranking at each section and finish
- .-.- No data available at this section
- NA No data available



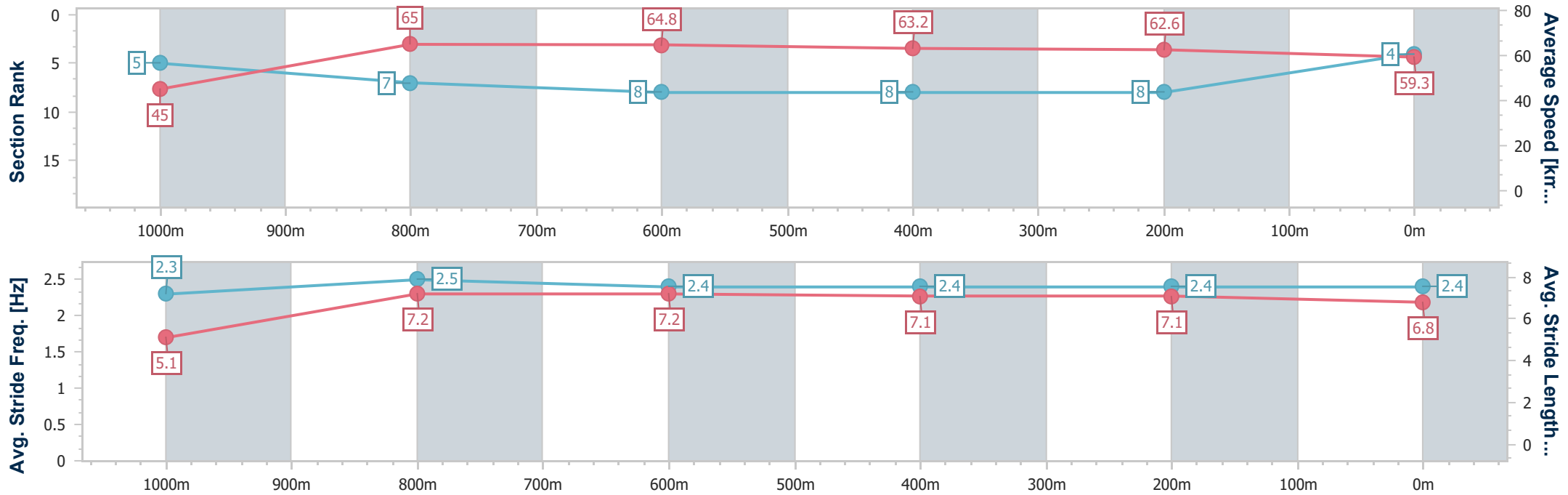
Horse/Jockey Name	Latin Love
Final Rank	4
Fastest Section Time (Section)	0:08.07 (Overall)
Top Speed [km/h] (Section)	66.9 (1000m)
Race State	Finished



Mackay QLD Professional  
 Race 3: LADBROKES ODDS SURGE Maiden Plate - 1100m  
 03 January 2025 - 14:14  
 Track Rating: Soft 5, Weather: Overcast, Rail Position: True



Section	Overall	1000m	800m	600m	400m	200m
Section Times	1:05.53 [4] (0:08.07)	0:57.46 [5] (0:11.29)	0:46.17 [7] (0:11.16)	0:35.01 [8] (0:11.35)	0:23.66 [8] (0:11.52)	0:12.14 [8] (0:12.14)
Average Speed [km/h]	45.0	65.0	64.8	63.2	62.6	59.3
Top Speed [km/h]	61.7	66.9	66.3	63.6	63.4	62.0
Avg. Dist. to Rail [m]	11.5	6.0	2.3	0.7	4.1	6.6
Avg. Stride Freq. [Hz]	2.3	2.5	2.4	2.4	2.4	2.4
Avg. Stride Length [m]	5.1	7.2	7.2	7.1	7.1	6.8



- [ ] Ranking at each section and finish
- .-.- No data available at this section
- NA No data available



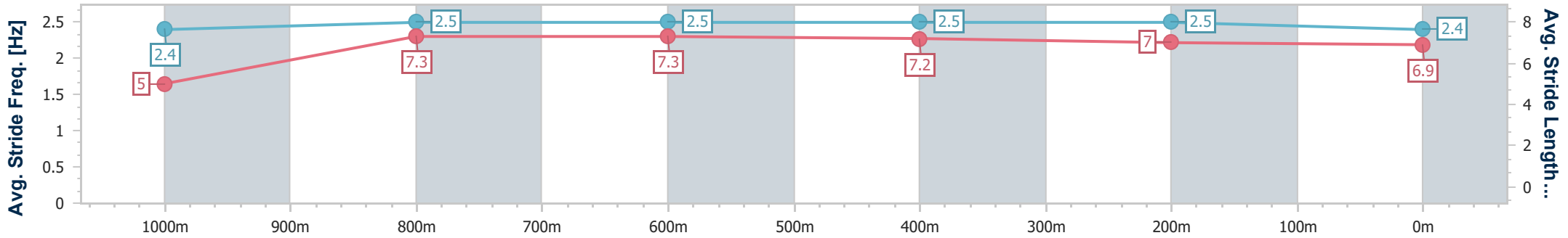
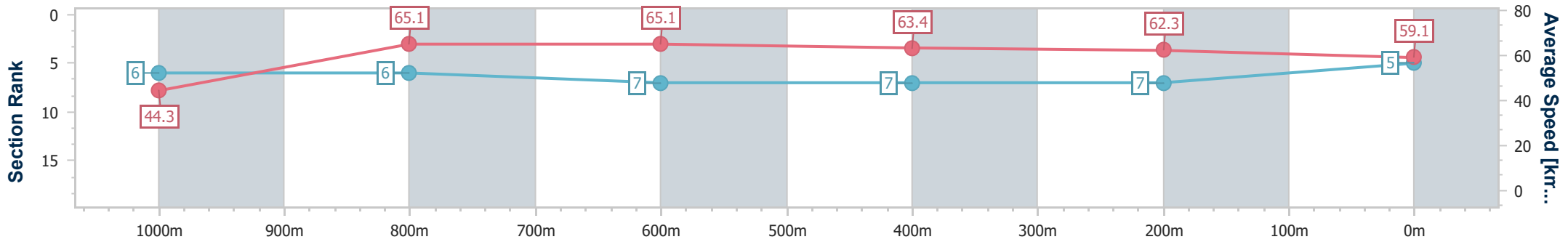
Horse/Jockey Name	Fire Sphere
Final Rank	5
Fastest Section Time (Section)	0:08.09 (Overall)
Top Speed [km/h] (Section)	66.6 (1000m)
Race State	Finished



Mackay QLD Professional  
 Race 3: LADBROKES ODDS SURGE Maiden Plate - 1100m  
 03 January 2025 - 14:14  
 Track Rating: Soft 5, Weather: Overcast, Rail Position: True



Section	Overall	1000m	800m	600m	400m	200m
Section Times	1:05.58 [5] (0:08.09)	0:57.49 [6] (0:11.14)	0:46.35 [6] (0:11.14)	0:35.21 [7] (0:11.42)	0:23.79 [7] (0:11.60)	0:12.19 [7] (0:12.19)
Average Speed [km/h]	44.3	65.1	65.1	63.4	62.3	59.1
Top Speed [km/h]	61.2	66.6	66.4	64.4	64.0	62.5
Avg. Dist. to Rail [m]	5.1	2.6	2.5	0.6	2.8	3.7
Avg. Stride Freq. [Hz]	2.4	2.5	2.5	2.5	2.5	2.4
Avg. Stride Length [m]	5.0	7.3	7.3	7.2	7.0	6.9



- [ ] Ranking at each section and finish
- .-.- No data available at this section
- NA No data available



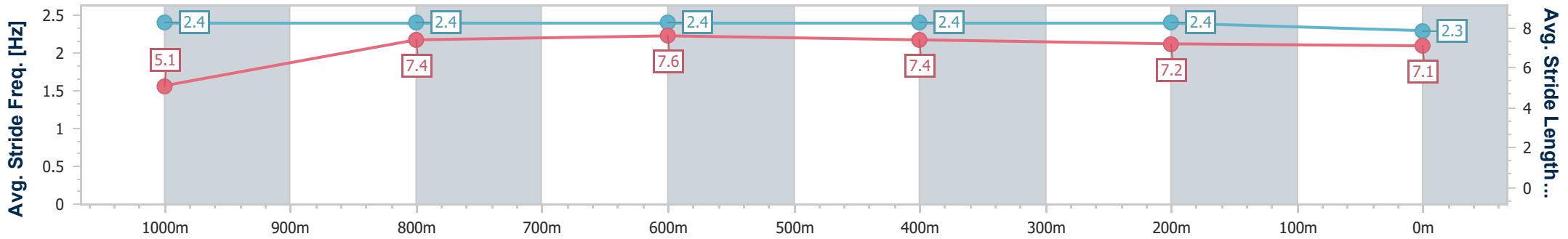
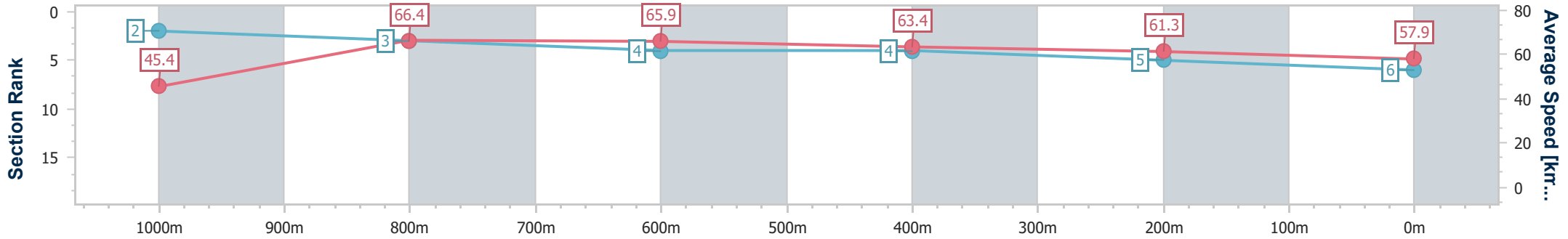
Horse/Jockey Name	Diamond Degree
Final Rank	6
Fastest Section Time (Section)	0:07.91 (Overall)
Top Speed [km/h] (Section)	67.4 (1000m)
Race State	Finished



Mackay QLD Professional  
 Race 3: LADBROKES ODDS SURGE Maiden Plate - 1100m  
 03 January 2025 - 14:14  
 Track Rating: Soft 5, Weather: Overcast, Rail Position: True



Section	Overall	1000m	800m	600m	400m	200m
Section Times	1:05.80 [6] (0:07.91)	0:57.89 [2] (0:11.01)	0:46.88 [3] (0:11.14)	0:35.74 [4] (0:11.50)	0:24.24 [4] (0:11.79)	0:12.45 [5]
Average Speed [km/h]	45.4	66.4	65.9	63.4	61.3	57.9
Top Speed [km/h]	62.1	67.4	67.0	63.9	62.2	59.9
Avg. Dist. to Rail [m]	9.9	4.7	5.3	2.0	3.5	7.4
Avg. Stride Freq. [Hz]	2.4	2.4	2.4	2.4	2.4	2.3
Avg. Stride Length [m]	5.1	7.4	7.6	7.4	7.2	7.1



- [ ] Ranking at each section and finish
- .-.- No data available at this section
- NA No data available



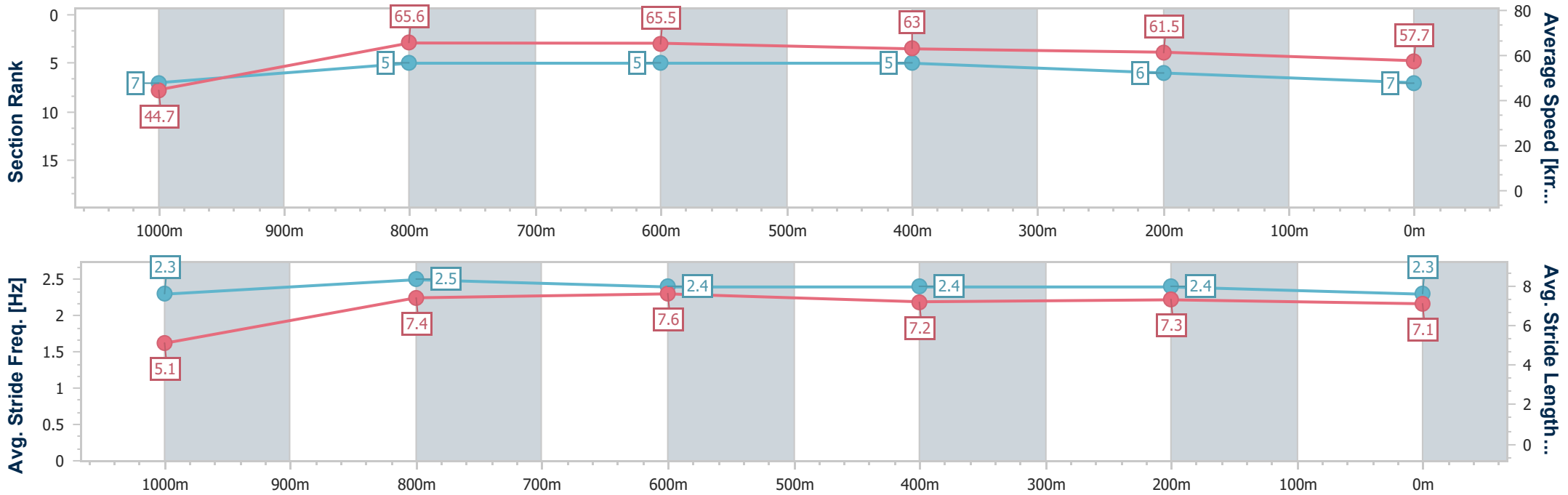
Horse/Jockey Name	All Powered Up
Final Rank	7
Fastest Section Time (Section)	0:08.10 (Overall)
Top Speed [km/h] (Section)	67.3 (1000m)
Race State	Finished



Mackay QLD Professional  
 Race 3: LADBROKES ODDS SURGE Maiden Plate - 1100m  
 03 January 2025 - 14:14  
 Track Rating: Soft 5, Weather: Overcast, Rail Position: True



Section	Overall	1000m	800m	600m	400m	200m
Section Times	1:05.82 [7] (0:08.10)	0:57.72 [7] (0:11.00)	0:46.72 [5] (0:11.02)	0:35.70 [5] (0:11.48)	0:24.22 [5] (0:11.78)	0:12.44 [6] (0:12.44)
Average Speed [km/h]	44.7	65.6	65.5	63.0	61.5	57.7
Top Speed [km/h]	61.9	67.3	67.1	64.7	63.0	61.5
Avg. Dist. to Rail [m]	5.2	1.7	0.8	0.7	2.2	1.9
Avg. Stride Freq. [Hz]	2.3	2.5	2.4	2.4	2.4	2.3
Avg. Stride Length [m]	5.1	7.4	7.6	7.2	7.3	7.1



- [ ] Ranking at each section and finish
- .-.- No data available at this section
- NA No data available





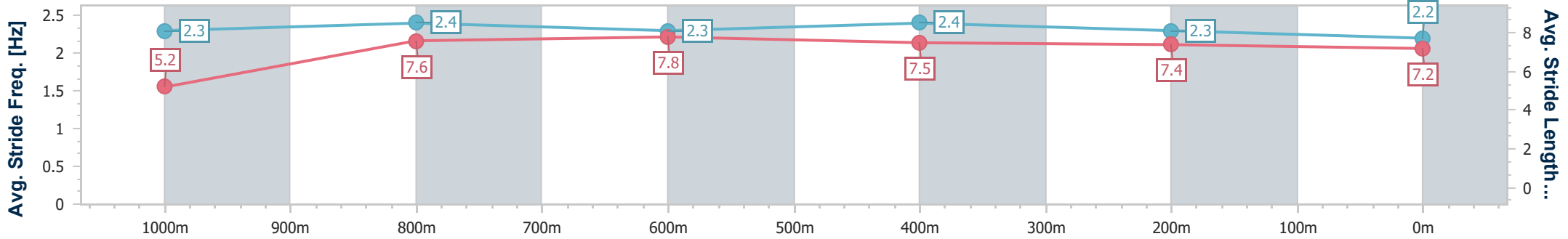
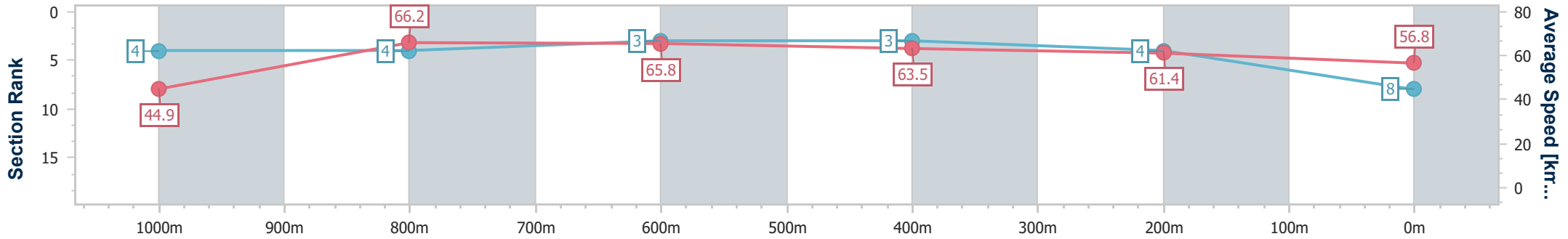
Horse/Jockey Name	Ohmikkiosofine
Final Rank	8
Fastest Section Time (Section)	0:08.06 (Overall)
Top Speed [km/h] (Section)	68.4 (1000m)
Race State	Finished



Mackay QLD Professional  
 Race 3: LADBROKES ODDS SURGE Maiden Plate - 1100m  
 03 January 2025 - 14:14  
 Track Rating: Soft 5, Weather: Overcast, Rail Position: True



Section	Overall	1000m	800m	600m	400m	200m
Section Times	1:05.91 [8] (0:08.06)	0:57.85 [4] (0:10.97)	0:46.88 [4] (0:11.00)	0:35.88 [3] (0:11.43)	0:24.45 [3] (0:11.76)	0:12.69 [4] (0:12.69)
Average Speed [km/h]	44.9	66.2	65.8	63.5	61.4	56.8
Top Speed [km/h]	62.7	68.4	67.7	64.1	62.5	59.8
Avg. Dist. to Rail [m]	6.7	3.6	2.0	1.0	2.5	3.3
Avg. Stride Freq. [Hz]	2.3	2.4	2.3	2.4	2.3	2.2
Avg. Stride Length [m]	5.2	7.6	7.8	7.5	7.4	7.2



- [ ] Ranking at each section and finish
- .-.- No data available at this section
- NA No data available



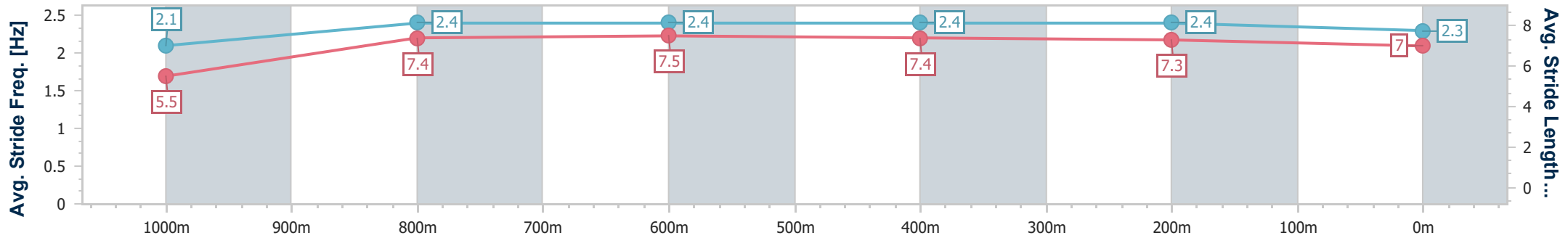
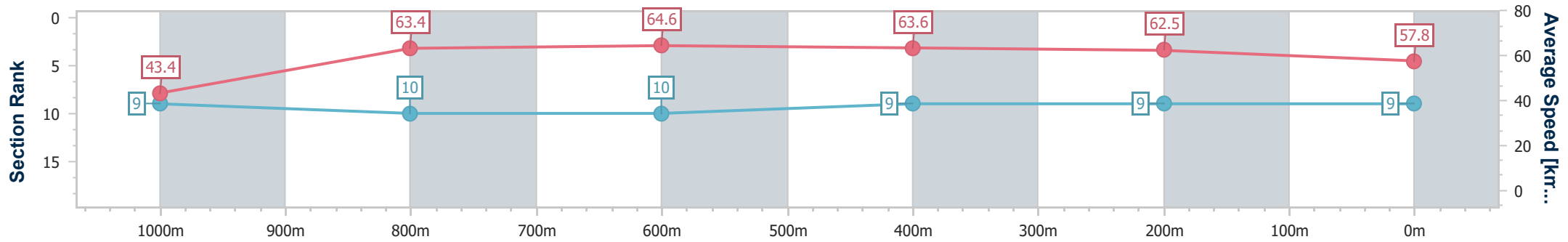
Horse/Jockey Name	Play It As It Lays
Final Rank	9
Fastest Section Time (Section)	0:08.32 (Overall)
Top Speed [km/h] (Section)	66.4 (800m)
Race State	Finished



Mackay QLD Professional  
 Race 3: LADBROKES ODDS SURGE Maiden Plate - 1100m  
 03 January 2025 - 14:14  
 Track Rating: Soft 5, Weather: Overcast, Rail Position: True



Section	Overall	1000m	800m	600m	400m	200m
Section Times	1:05.95 [9] (0:08.32)	0:57.63 [9] (0:11.38)	0:46.25 [10] (0:11.18)	0:35.07 [10] (0:11.08)	0:23.99 [9] (0:11.54)	0:12.45 [9] (0:12.45)
Average Speed [km/h]	43.4	63.4	64.6	63.6	62.5	57.8
Top Speed [km/h]	57.9	66.3	66.4	65.8	63.4	61.3
Avg. Dist. to Rail [m]	1.7	1.6	0.9	2.3	1.0	3.1
Avg. Stride Freq. [Hz]	2.1	2.4	2.4	2.4	2.4	2.3
Avg. Stride Length [m]	5.5	7.4	7.5	7.4	7.3	7.0



- [ ] Ranking at each section and finish
- .-.- No data available at this section
- NA No data available



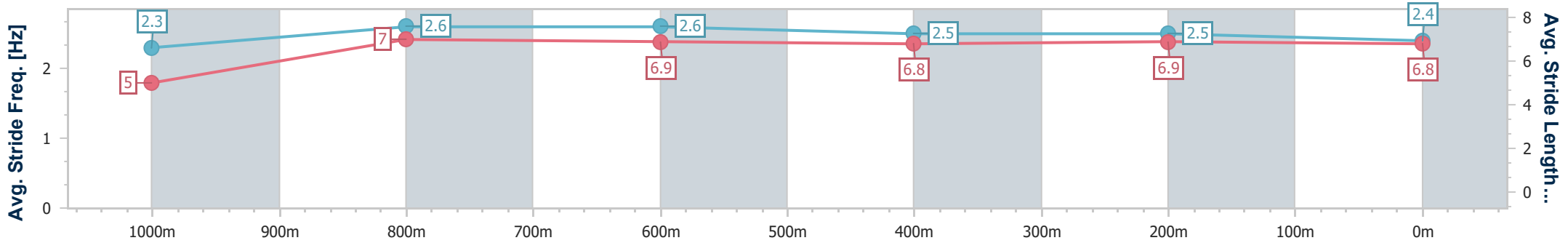
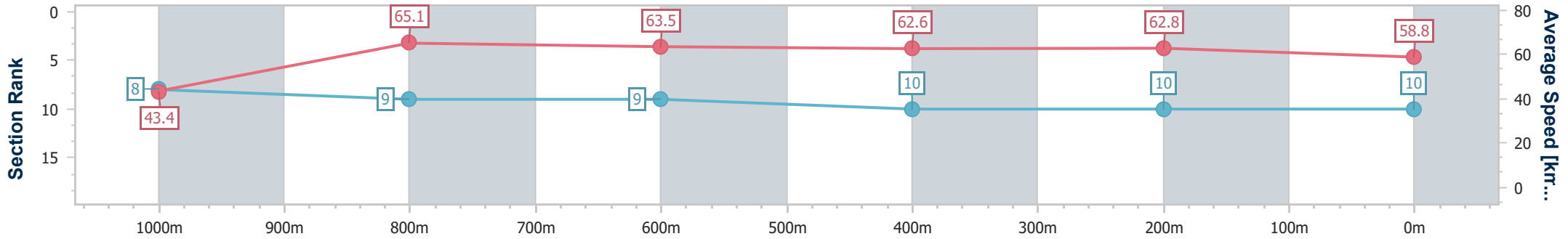
Horse/Jockey Name	Mischievous Girl
Final Rank	10
Fastest Section Time (Section)	0:08.32 (Overall)
Top Speed [km/h] (Section)	67.4 (1000m)
Race State	Finished



Mackay QLD Professional  
 Race 3: LADBROKES ODDS SURGE Maiden Plate - 1100m  
 03 January 2025 - 14:14  
 Track Rating: Soft 5, Weather: Overcast, Rail Position: True



Section	Overall	1000m	800m	600m	400m	200m
Section Times	1:06.04 [10] (0:08.32)	0:57.72 [8] (0:11.11)	0:46.61 [9] (0:11.36)	0:35.25 [9] (0:11.52)	0:23.73 [10] (0:11.51)	0:12.22 [10] (0:12.22)
Average Speed [km/h]	43.4	65.1	63.5	62.6	62.8	58.8
Top Speed [km/h]	62.7	67.4	65.5	63.6	63.6	62.6
Avg. Dist. to Rail [m]	7.7	2.4	0.9	0.5	4.0	6.0
Avg. Stride Freq. [Hz]	2.3	2.6	2.6	2.5	2.5	2.4
Avg. Stride Length [m]	5.0	7.0	6.9	6.8	6.9	6.8



- [ ] Ranking at each section and finish
- .-.- No data available at this section
- NA No data available



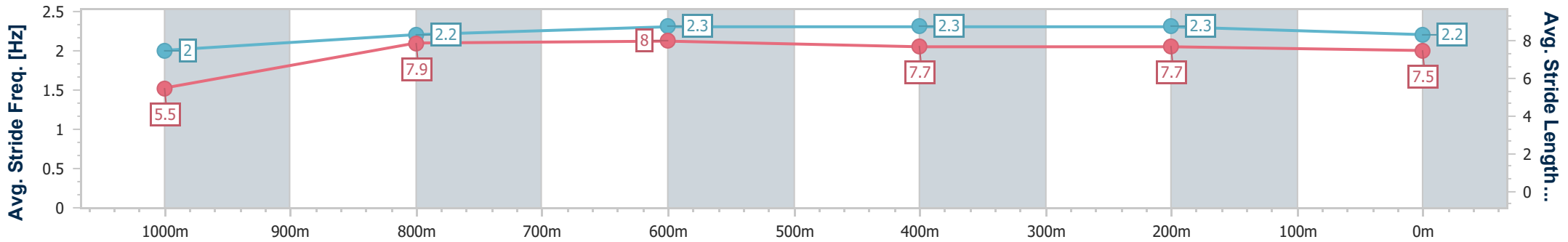
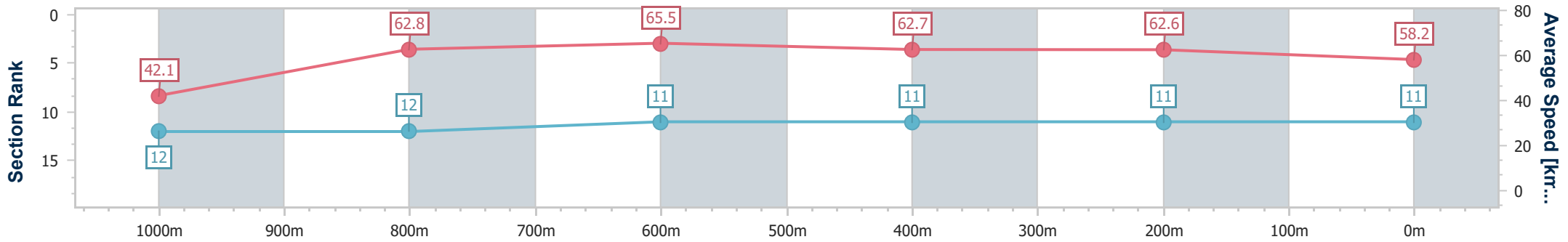
Horse/Jockey Name	Lord Danilo
Final Rank	11
Fastest Section Time (Section)	0:08.62 (Overall)
Top Speed [km/h] (Section)	67.1 (800m)
Race State	Finished



Mackay QLD Professional  
 Race 3: LADBROKES ODDS SURGE Maiden Plate - 1100m  
 03 January 2025 - 14:14  
 Track Rating: Soft 5, Weather: Overcast, Rail Position: True



Section	Overall	1000m	800m	600m	400m	200m
Section Times	1:06.20 [11] (0:08.62)	0:57.58 [12] (0:11.44)	0:46.14 [12] (0:11.00)	0:35.14 [11] (0:11.29)	0:23.85 [11] (0:11.48)	0:12.37 [11] (0:12.37)
Average Speed [km/h]	42.1	62.8	65.5	62.7	62.6	58.2
Top Speed [km/h]	57.8	66.4	67.1	63.9	63.7	61.3
Avg. Dist. to Rail [m]	2.1	0.4	0.4	2.0	1.6	5.1
Avg. Stride Freq. [Hz]	2.0	2.2	2.3	2.3	2.3	2.2
Avg. Stride Length [m]	5.5	7.9	8.0	7.7	7.7	7.5



- [ ] Ranking at each section and finish
- .-.- No data available at this section
- NA No data available



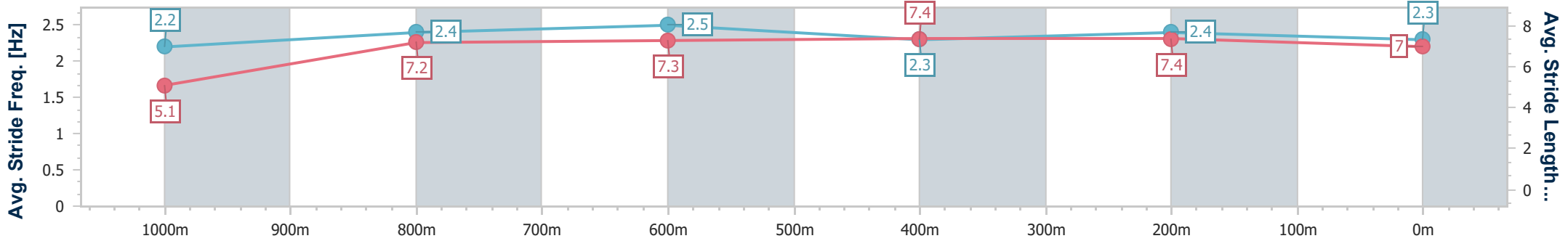
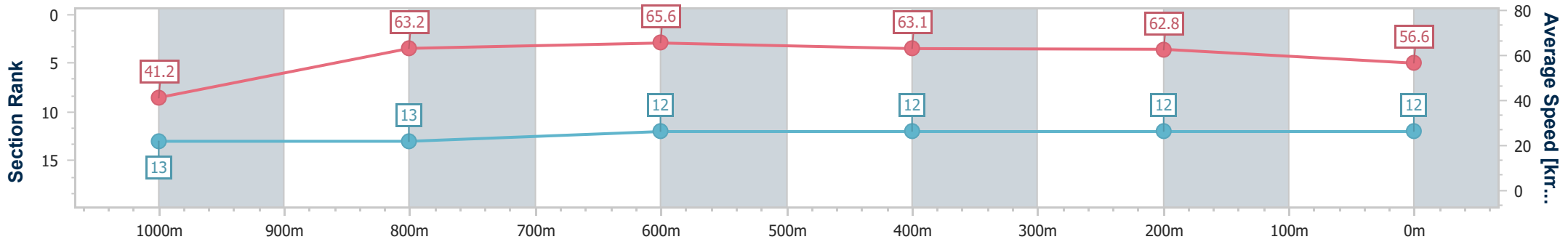
Horse/Jockey Name	Princess Sophie
Final Rank	12
Fastest Section Time (Section)	0:08.74 (Overall)
Top Speed [km/h] (Section)	66.9 (800m)
Race State	Finished



Mackay QLD Professional  
 Race 3: LADBROKES ODDS SURGE Maiden Plate - 1100m  
 03 January 2025 - 14:14  
 Track Rating: Soft 5, Weather: Overcast, Rail Position: True



Section	Overall	1000m	800m	600m	400m	200m
Section Times	1:06.76 [12] (0:08.74)	0:58.02 [13] (0:11.47)	0:46.55 [13] (0:11.01)	0:35.54 [12] (0:11.32)	0:24.22 [12] (0:11.52)	0:12.70 [12] (0:12.70)
Average Speed [km/h]	41.2	63.2	65.6	63.1	62.8	56.6
Top Speed [km/h]	59.7	65.8	66.9	64.3	63.3	61.0
Avg. Dist. to Rail [m]	11.0	2.4	2.2	1.4	2.2	1.4
Avg. Stride Freq. [Hz]	2.2	2.4	2.5	2.3	2.4	2.3
Avg. Stride Length [m]	5.1	7.2	7.3	7.4	7.4	7.0



- [ ] Ranking at each section and finish
- .-.- No data available at this section
- NA No data available



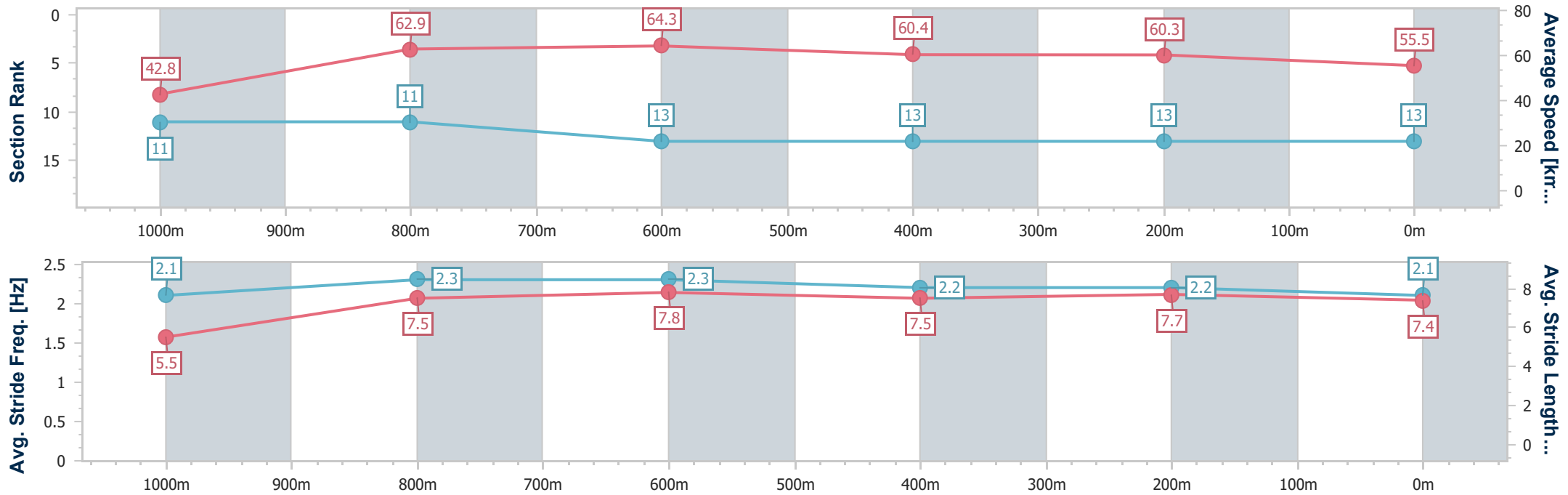
Horse/Jockey Name	Mystic Mountain
Final Rank	13
Fastest Section Time (Section)	0:08.40 (Overall)
Top Speed [km/h] (Section)	66.8 (800m)
Race State	Finished



Mackay QLD Professional  
 Race 3: LADBROKES ODDS SURGE Maiden Plate - 1100m  
 03 January 2025 - 14:14  
 Track Rating: Soft 5, Weather: Overcast, Rail Position: True



Section	Overall	1000m	800m	600m	400m	200m
Section Times	1:08.20 [13] (0:08.40)	0:59.80 [11] (0:11.56)	0:48.24 [11] (0:11.32)	0:36.92 [13] (0:12.01)	0:24.91 [13] (0:11.96)	0:12.95 [13] (0:12.95)
Average Speed [km/h]	42.8	62.9	64.3	60.4	60.3	55.5
Top Speed [km/h]	59.9	66.6	66.8	60.7	61.6	61.4
Avg. Dist. to Rail [m]	9.3	3.4	2.5	1.0	1.9	2.5
Avg. Stride Freq. [Hz]	2.1	2.3	2.3	2.2	2.2	2.1
Avg. Stride Length [m]	5.5	7.5	7.8	7.5	7.7	7.4



- [ ] Ranking at each section and finish
- .-.- No data available at this section
- NA No data available



# Mackay QLD Professional

## Race 4: LADBROKES COMMUNITIES QTIS Three-Year-Old Handicap - 1100m

03 January 2025 - 14:47



MACKAY TURF CLUB  
Ooralea Racecourse

Track Rating: Soft 5, Weather: Overcast, Rail Position: True

Section		Overall	1000m	800m	600m	400m	200m	Last 600m					
Field Times		1:03.96 (0:07.81)	0:56.15 (0:10.73)	0:45.42 (0:10.81)	0:34.61 (0:11.42)	0:23.19 (0:11.35)	0:11.84 (0:11.84)	0:34.61					
Rank	TAB Horse/Jockey	Barrier	Top Speed [km/h]	Fastest Section								Margin	Distance Travelled [m]
1	4 POWER OF KATIE Warwick Satherley	1	68.2 1000m	0:07.94 Overall	1:03.96 [1] (0:07.94)	0:56.02 [5] (0:10.82)	0:45.20 [3] (0:10.81)	0:34.39 [3] (0:11.20)	0:23.19 [1] (0:11.35)	0:11.84 [1] (0:11.84)	1:03.96	0:34.39	
2	1 OBLIGATED Adam Sewell	9	67.1 800m	0:07.92 Overall	1:04.05 [2] (0:07.92)	0:56.13 [4] (0:11.17)	0:44.96 [7] (0:10.85)	0:34.11 [7] (0:11.15)	0:22.96 [6] (0:11.35)	0:11.61 [2] (0:11.61)	0.51L	0:34.11	+9
3	5 RUN AWAY RENEE Justin Stanley	8	69.0 1000m	0:07.91 Overall	1:04.06 [3] (0:07.91)	0:56.15 [3] (0:10.95)	0:45.20 [5] (0:10.72)	0:34.48 [4] (0:11.41)	0:23.07 [5] (0:11.47)	0:11.60 [3] (0:11.60)	0.57L	0:34.48	+6
4	2 MARGOT BARBIE Jackson Murphy	7	68.0 1000m	0:08.48 Overall	1:04.38 [4] (0:08.48)	0:55.90 [8] (0:10.90)	0:45.00 [8] (0:10.88)	0:34.12 [8] (0:11.01)	0:23.11 [8] (0:11.30)	0:11.81 [5] (0:11.81)	2.46L	0:34.12	+2
5	3 SUNSHINYDAY Leah Martyn	5	68.3 800m	0:08.02 Overall	1:04.48 [5] (0:08.02)	0:56.46 [6] (0:10.92)	0:45.54 [6] (0:10.82)	0:34.72 [6] (0:11.35)	0:23.37 [7] (0:11.62)	0:11.75 [8] (0:11.75)	3.07L	0:34.72	+8
6	9 LOOMING LEGEND Nathan Thomas	3	68.7 1000m	0:08.07 Overall	1:05.13 [6] (0:08.07)	0:57.06 [7] (0:10.76)	0:46.30 [4] (0:10.83)	0:35.47 [5] (0:11.33)	0:24.14 [4] (0:11.62)	0:12.52 [6] (0:12.52)	6.86L	0:35.47	+2
7	7 ALLEZ PARIS Pietro Romeo	2	68.0 800m	0:07.81 Overall	1:05.25 [7] (0:07.81)	0:57.44 [1] (0:10.95)	0:46.49 [2] (0:10.78)	0:35.71 [2] (0:11.36)	0:24.35 [3] (0:11.74)	0:12.61 [7] (0:12.61)	7.57L	0:35.71	+6
8	8 KAI MONDO McKenzie Apel	4	70.2 1000m	0:07.88 Overall	1:05.32 [8] (0:07.88)	0:57.44 [2] (0:10.66)	0:46.78 [1] (0:10.81)	0:35.97 [1] (0:11.44)	0:24.53 [2] (0:11.74)	0:12.79 [4] (0:12.79)	8L	0:35.97	+6
9	11 SIMPLY DIVINE Tahlia Fenlon	6	64.7 800m	0:08.64 Overall	1:08.80 [9] (0:08.64)	1:00.16 [9] (0:11.59)	0:48.57 [9] (0:11.33)	0:37.24 [9] (0:11.47)	0:25.77 [9] (0:12.00)	0:13.77 [9] (0:13.77)	28.44L	0:37.24	+1

Scratched: Rocket Power (#6), Secret Encryption (#10)



Horse/Jockey Name	Power Of Katie
Final Rank	1
Fastest Section Time (Section)	0:07.94 (Overall)
Top Speed [km/h] (Section)	68.2 (1000m)
Race State	Finished



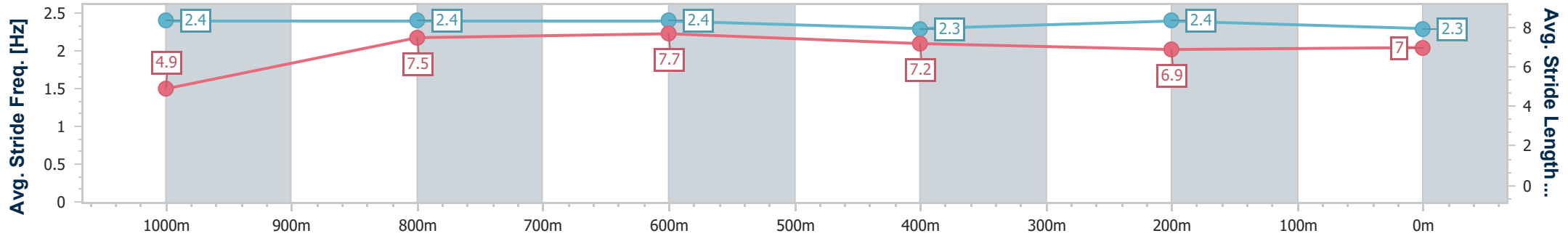
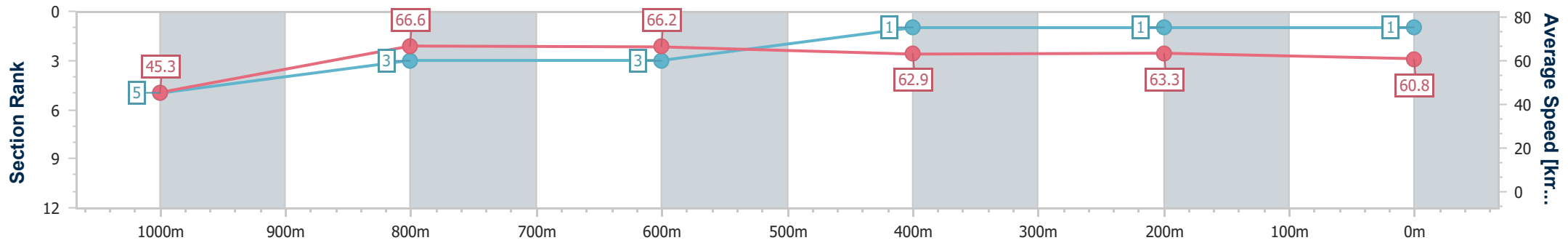
Mackay QLD Professional  
Race 4: LADBROKES COMMUNITIES QTIS Three-Year-Old Handicap - 1100m



03 January 2025 - 14:47

Track Rating: Soft 5, Weather: Overcast, Rail Position: True

Section	Overall	1000m	800m	600m	400m	200m
Section Times	1:03.96 [1] (0:07.94)	0:56.02 [5] (0:10.82)	0:45.20 [3] (0:10.81)	0:34.39 [3] (0:11.20)	0:23.19 [1] (0:11.35)	0:11.84 [1] (0:11.84)
Average Speed [km/h]	45.3	66.6	66.2	62.9	63.3	60.8
Top Speed [km/h]	64.0	68.2	67.3	63.9	64.4	62.6
Avg. Dist. to Rail [m]	1.1	0.4	0.8	2.8	1.2	2.3
Avg. Stride Freq. [Hz]	2.4	2.4	2.4	2.3	2.4	2.3
Avg. Stride Length [m]	4.9	7.5	7.7	7.2	6.9	7.0



- [ ] Ranking at each section and finish
- .-.- No data available at this section
- NA No data available





Horse/Jockey Name	Obligated
Final Rank	2
Fastest Section Time (Section)	0:07.92 (Overall)
Top Speed [km/h] (Section)	67.1 (800m)
Race State	Finished



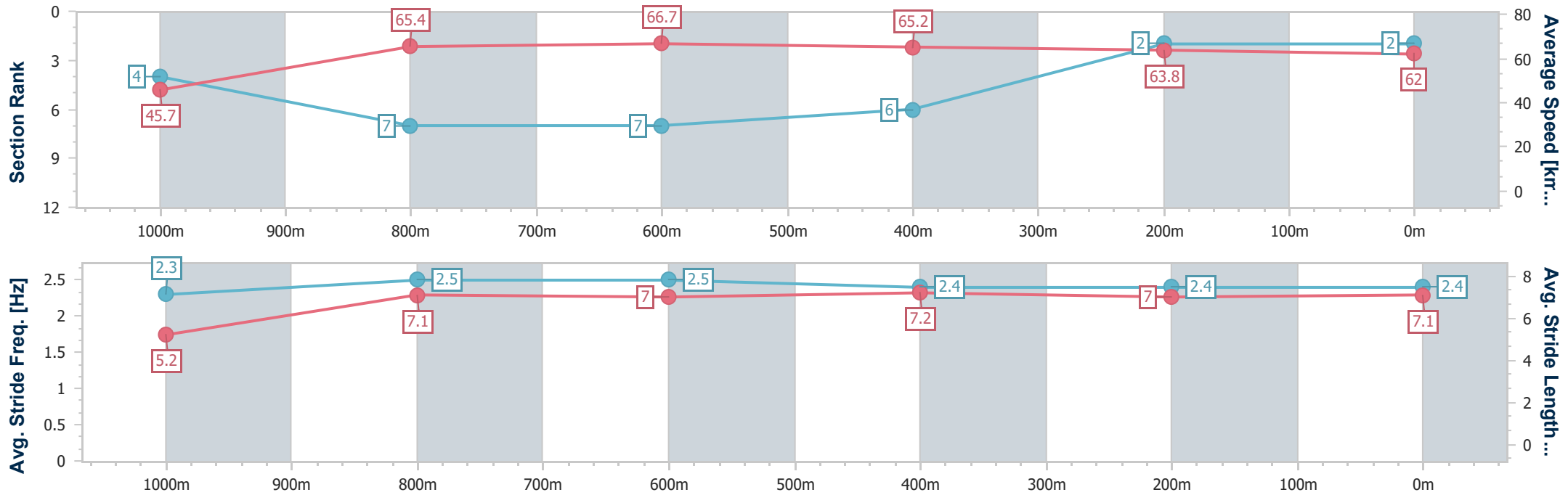
Mackay QLD Professional  
Race 4: LADBROKES COMMUNITIES QTIS Three-Year-Old Handicap - 1100m



03 January 2025 - 14:47

Track Rating: Soft 5, Weather: Overcast, Rail Position: True

Section	Overall	1000m	800m	600m	400m	200m
Section Times	1:04.05 [2] (0:07.92)	0:56.13 [4] (0:11.17)	0:44.96 [7] (0:10.85)	0:34.11 [7] (0:11.15)	0:22.96 [6] (0:11.35)	0:11.61 [2] (0:11.61)
Average Speed [km/h]	45.7	65.4	66.7	65.2	63.8	62.0
Top Speed [km/h]	62.2	66.0	67.1	65.8	65.0	64.3
Avg. Dist. to Rail [m]	8.9	4.6	2.3	1.6	4.9	6.6
Avg. Stride Freq. [Hz]	2.3	2.5	2.5	2.4	2.4	2.4
Avg. Stride Length [m]	5.2	7.1	7.0	7.2	7.0	7.1



- [ ] Ranking at each section and finish
- .-.- No data available at this section
- NA No data available



Horse/Jockey Name	Run Away Renee
Final Rank	3
Fastest Section Time (Section)	0:07.91 (Overall)
Top Speed [km/h] (Section)	69.0 (1000m)
Race State	Finished



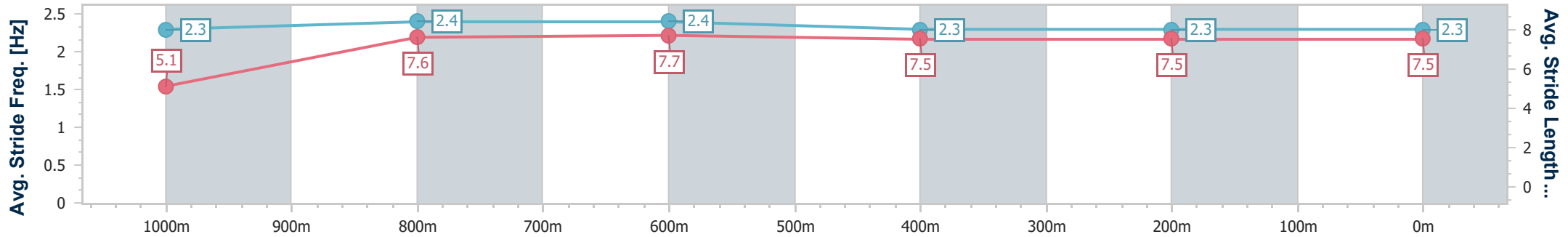
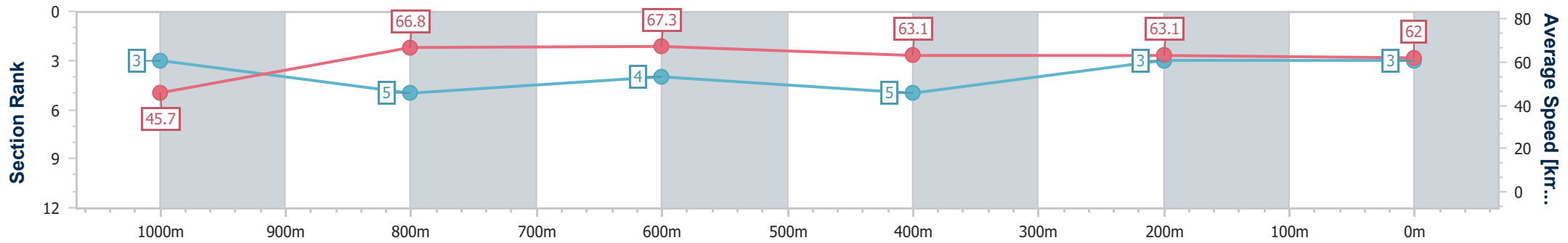
Mackay QLD Professional  
Race 4: LADBROKES COMMUNITIES QTIS Three-Year-Old Handicap - 1100m



03 January 2025 - 14:47

Track Rating: Soft 5, Weather: Overcast, Rail Position: True

Section	Overall	1000m	800m	600m	400m	200m
Section Times	1:04.06 [3] (0:07.91)	0:56.15 [3] (0:10.95)	0:45.20 [5] (0:10.72)	0:34.48 [4] (0:11.41)	0:23.07 [5] (0:11.47)	0:11.60 [3] (0:11.60)
Average Speed [km/h]	45.7	66.8	67.3	63.1	63.1	62.0
Top Speed [km/h]	63.5	69.0	69.0	65.3	64.5	64.2
Avg. Dist. to Rail [m]	7.9	4.8	1.7	0.5	3.6	5.0
Avg. Stride Freq. [Hz]	2.3	2.4	2.4	2.3	2.3	2.3
Avg. Stride Length [m]	5.1	7.6	7.7	7.5	7.5	7.5



- [ ] Ranking at each section and finish
- .-.- No data available at this section
- NA No data available



Horse/Jockey Name	Margot Barbie
Final Rank	4
Fastest Section Time (Section)	0:08.48 (Overall)
Top Speed [km/h] (Section)	68.0 (1000m)
Race State	Finished



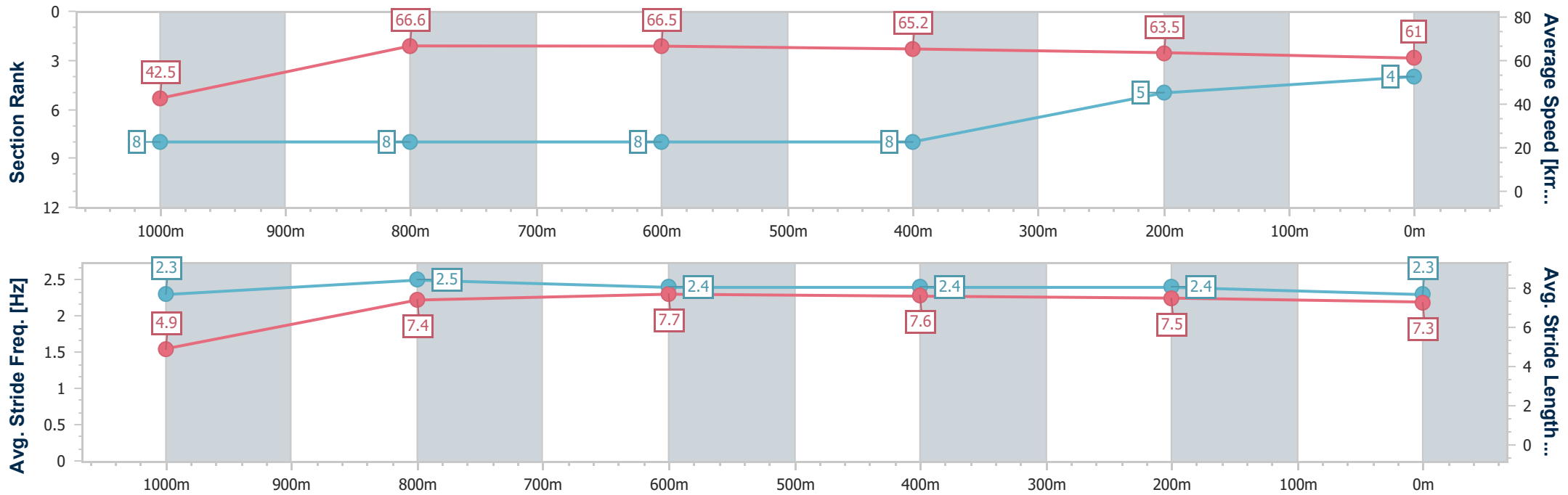
Mackay QLD Professional  
Race 4: LADBROKES COMMUNITIES QTIS Three-Year-Old Handicap - 1100m



03 January 2025 - 14:47

Track Rating: Soft 5, Weather: Overcast, Rail Position: True

Section	Overall	1000m	800m	600m	400m	200m
Section Times	1:04.38 [4] (0:08.48)	0:55.90 [8] (0:10.90)	0:45.00 [8] (0:10.88)	0:34.12 [8] (0:11.01)	0:23.11 [8] (0:11.30)	0:11.81 [5] (0:11.81)
Average Speed [km/h]	42.5	66.6	66.5	65.2	63.5	61.0
Top Speed [km/h]	63.1	68.0	66.5	66.2	64.4	64.0
Avg. Dist. to Rail [m]	6.9	2.7	0.9	0.5	0.6	2.5
Avg. Stride Freq. [Hz]	2.3	2.5	2.4	2.4	2.4	2.3
Avg. Stride Length [m]	4.9	7.4	7.7	7.6	7.5	7.3



- [ ] Ranking at each section and finish
- .-.- No data available at this section
- NA No data available



Horse/Jockey Name	Sunshinyday
Final Rank	5
Fastest Section Time (Section)	0:08.02 (Overall)
Top Speed [km/h] (Section)	68.3 (800m)
Race State	Finished



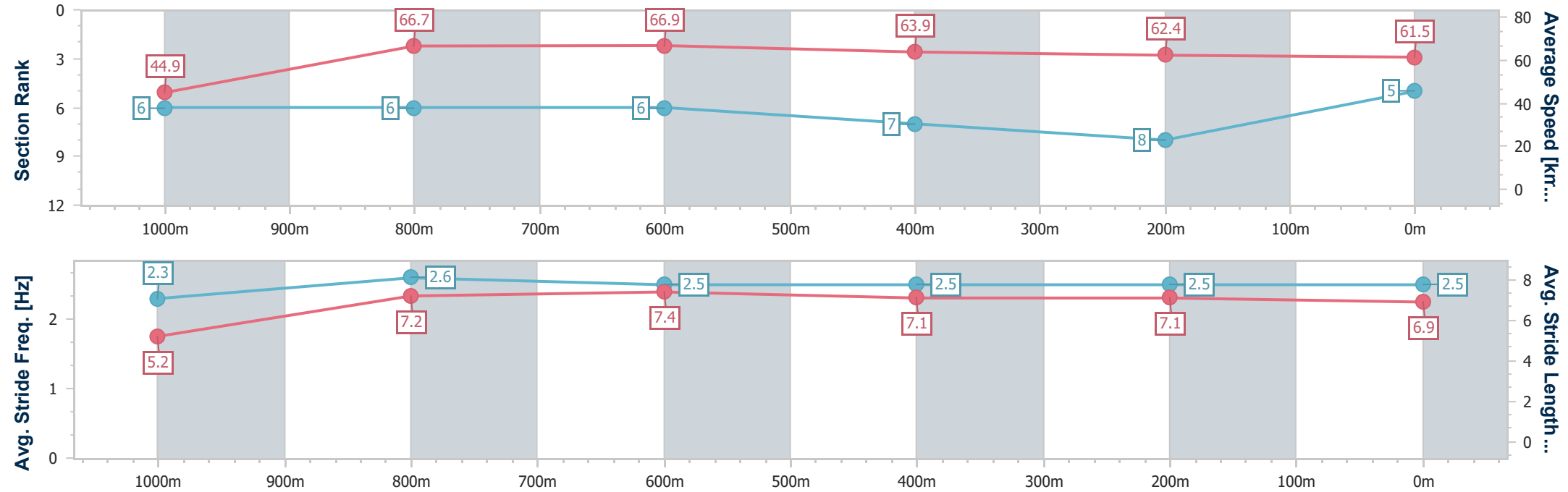
Mackay QLD Professional  
Race 4: LADBROKES COMMUNITIES QTIS Three-Year-Old Handicap - 1100m



03 January 2025 - 14:47

Track Rating: Soft 5, Weather: Overcast, Rail Position: True

Section	Overall	1000m	800m	600m	400m	200m
Section Times	1:04.48 [5] (0:08.02)	0:56.46 [6] (0:10.92)	0:45.54 [6] (0:10.82)	0:34.72 [6] (0:11.35)	0:23.37 [7] (0:11.62)	0:11.75 [8] (0:11.75)
Average Speed [km/h]	44.9	66.7	66.9	63.9	62.4	61.5
Top Speed [km/h]	62.9	68.0	68.3	65.5	63.7	62.7
Avg. Dist. to Rail [m]	6.4	3.0	2.2	0.9	5.0	8.2
Avg. Stride Freq. [Hz]	2.3	2.6	2.5	2.5	2.5	2.5
Avg. Stride Length [m]	5.2	7.2	7.4	7.1	7.1	6.9



- [ ] Ranking at each section and finish
- .-.- No data available at this section
- NA No data available



Horse/Jockey Name	Looming Legend
Final Rank	6
Fastest Section Time (Section)	0:08.07 (Overall)
Top Speed [km/h] (Section)	68.7 (1000m)
Race State	Finished



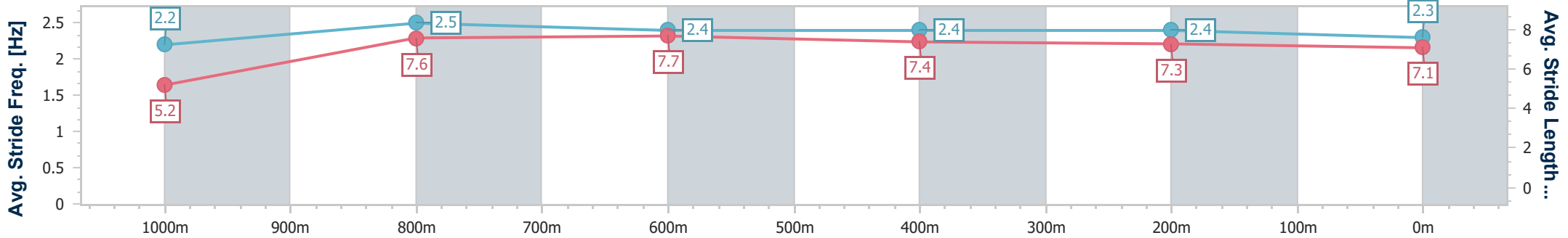
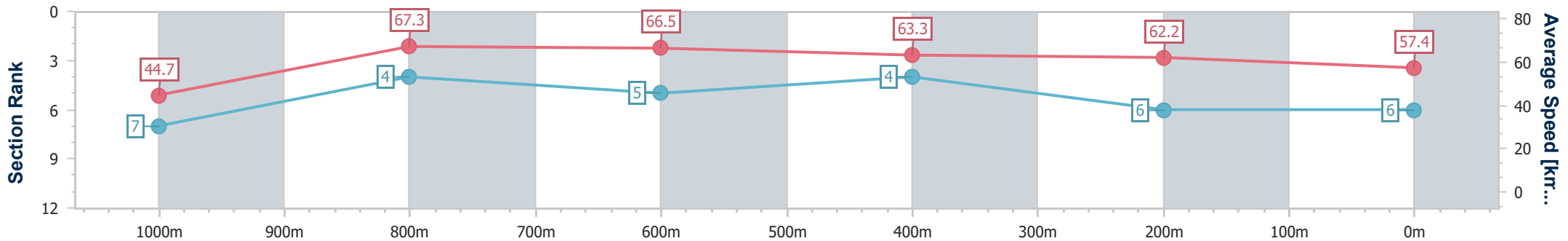
Mackay QLD Professional  
Race 4: LADBROKES COMMUNITIES QTIS Three-Year-Old Handicap - 1100m



03 January 2025 - 14:47

Track Rating: Soft 5, Weather: Overcast, Rail Position: True

Section	Overall	1000m	800m	600m	400m	200m
Section Times	1:05.13 [6] (0:08.07)	0:57.06 [7] (0:10.76)	0:46.30 [4] (0:10.83)	0:35.47 [5] (0:11.33)	0:24.14 [4] (0:11.62)	0:12.52 [6] (0:12.52)
Average Speed [km/h]	44.7	67.3	66.5	63.3	62.2	57.4
Top Speed [km/h]	64.2	68.7	67.7	65.5	62.6	62.0
Avg. Dist. to Rail [m]	3.9	1.3	1.5	0.5	1.8	2.9
Avg. Stride Freq. [Hz]	2.2	2.5	2.4	2.4	2.4	2.3
Avg. Stride Length [m]	5.2	7.6	7.7	7.4	7.3	7.1



- [ ] Ranking at each section and finish
- .-.- No data available at this section
- NA No data available



Horse/Jockey Name	Allez Paris
Final Rank	7
Fastest Section Time (Section)	0:07.81 (Overall)
Top Speed [km/h] (Section)	68.0 (800m)
Race State	Finished



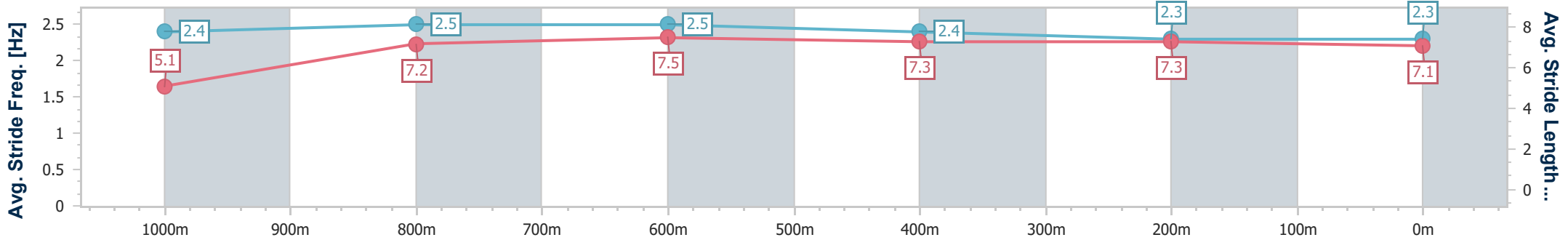
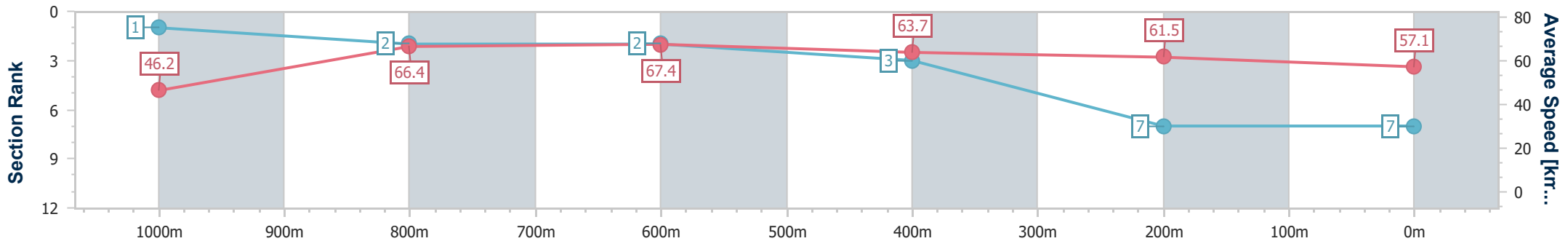
Mackay QLD Professional  
Race 4: LADBROKES COMMUNITIES QTIS Three-Year-Old Handicap - 1100m



03 January 2025 - 14:47

Track Rating: Soft 5, Weather: Overcast, Rail Position: True

Section	Overall	1000m	800m	600m	400m	200m
Section Times	1:05.25 [7] (0:07.81)	0:57.44 [1] (0:10.95)	0:46.49 [2] (0:10.78)	0:35.71 [2] (0:11.36)	0:24.35 [3] (0:11.74)	0:12.61 [7] (0:12.61)
Average Speed [km/h]	46.2	66.4	67.4	63.7	61.5	57.1
Top Speed [km/h]	63.7	67.9	68.0	64.7	63.1	60.2
Avg. Dist. to Rail [m]	2.8	3.2	2.9	0.7	2.4	3.3
Avg. Stride Freq. [Hz]	2.4	2.5	2.5	2.4	2.3	2.3
Avg. Stride Length [m]	5.1	7.2	7.5	7.3	7.3	7.1



- [ ] Ranking at each section and finish
- .-.- No data available at this section
- NA No data available



Horse/Jockey Name	Kai Mondo
Final Rank	8
Fastest Section Time (Section)	0:07.88 (Overall)
Top Speed [km/h] (Section)	70.2 (1000m)
Race State	Finished



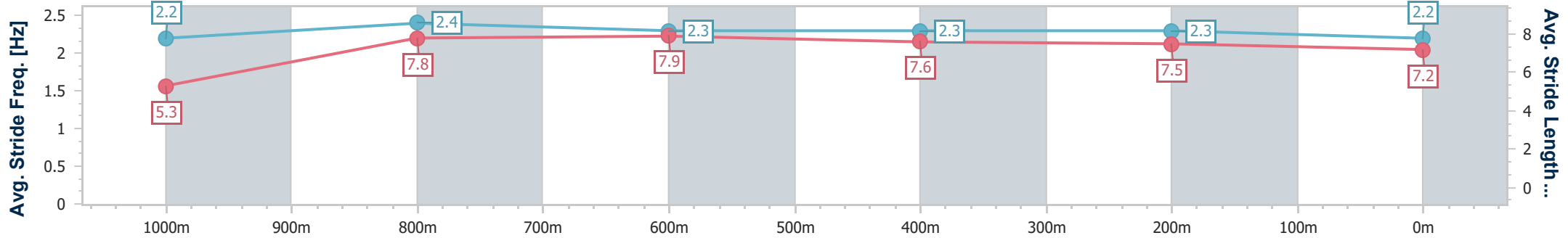
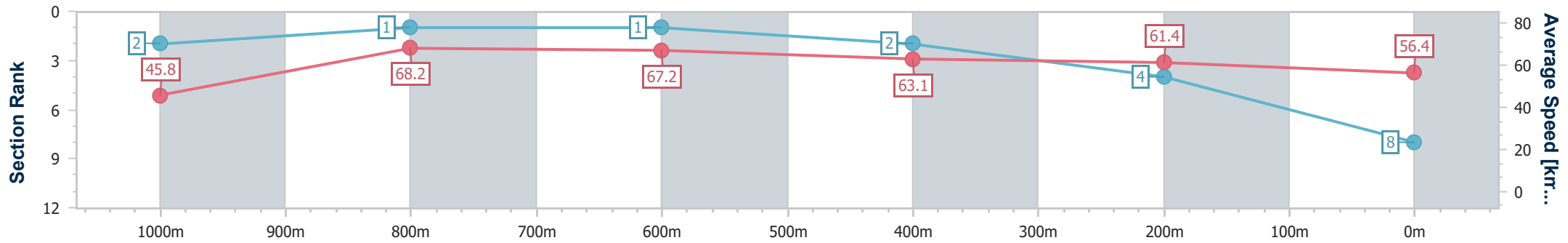
Mackay QLD Professional  
Race 4: LADBROKES COMMUNITIES QTIS Three-Year-Old Handicap - 1100m



03 January 2025 - 14:47

Track Rating: Soft 5, Weather: Overcast, Rail Position: True

Section	Overall	1000m	800m	600m	400m	200m
Section Times	1:05.32 [8] (0:07.88)	0:57.44 [2] (0:10.66)	0:46.78 [1] (0:10.81)	0:35.97 [1] (0:11.44)	0:24.53 [2] (0:11.74)	0:12.79 [4] (0:12.79)
Average Speed [km/h]	45.8	68.2	67.2	63.1	61.4	56.4
Top Speed [km/h]	66.1	70.2	69.5	63.7	62.7	60.1
Avg. Dist. to Rail [m]	5.6	3.8	2.2	0.6	3.8	5.2
Avg. Stride Freq. [Hz]	2.2	2.4	2.3	2.3	2.3	2.2
Avg. Stride Length [m]	5.3	7.8	7.9	7.6	7.5	7.2



- [ ] Ranking at each section and finish
- .-.- No data available at this section
- NA No data available



Horse/Jockey Name	Simply Divine
Final Rank	9
Fastest Section Time (Section)	0:08.64 (Overall)
Top Speed [km/h] (Section)	64.7 (800m)
Race State	Finished



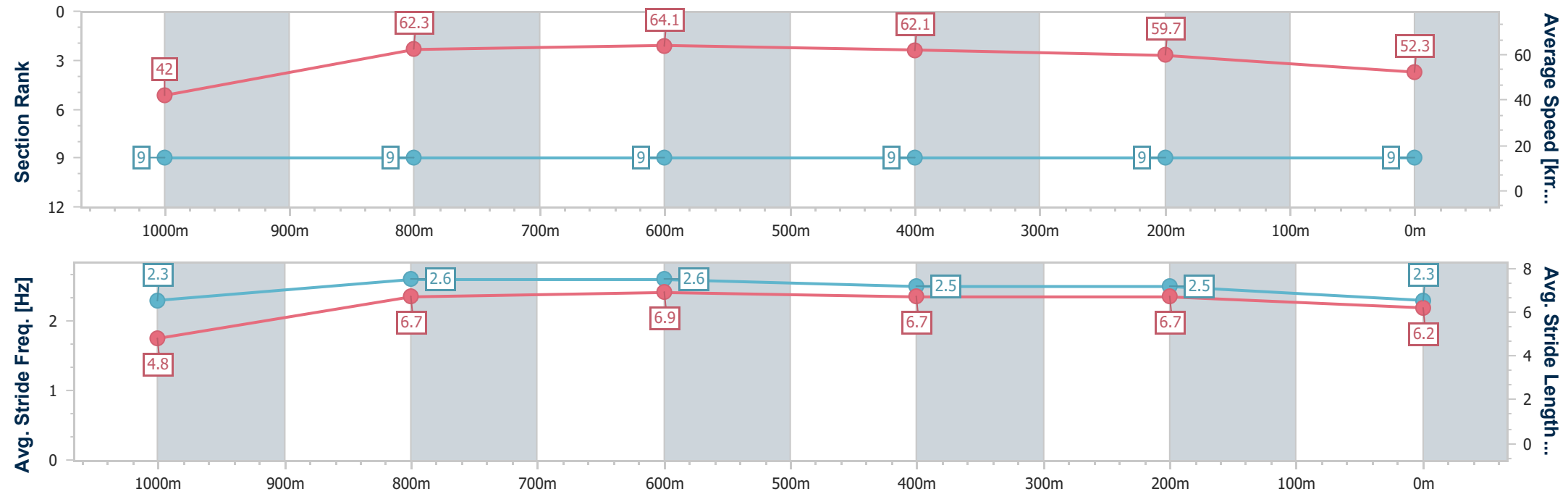
Mackay QLD Professional  
Race 4: LADBROKES COMMUNITIES QTIS Three-Year-Old Handicap - 1100m



03 January 2025 - 14:47

Track Rating: Soft 5, Weather: Overcast, Rail Position: True

Section	Overall	1000m	800m	600m	400m	200m
Section Times	1:08.80 [9] (0:08.64)	1:00.16 [9] (0:11.59)	0:48.57 [9] (0:11.33)	0:37.24 [9] (0:11.47)	0:25.77 [9] (0:12.00)	0:13.77 [9] (0:13.77)
Average Speed [km/h]	42.0	62.3	64.1	62.1	59.7	52.3
Top Speed [km/h]	58.7	64.4	64.7	63.1	61.8	57.1
Avg. Dist. to Rail [m]	5.6	2.0	2.4	1.1	1.3	2.7
Avg. Stride Freq. [Hz]	2.3	2.6	2.6	2.5	2.5	2.3
Avg. Stride Length [m]	4.8	6.7	6.9	6.7	6.7	6.2



- [ ] Ranking at each section and finish
- .-.- No data available at this section
- NA No data available





# Mackay QLD Professional

## Race 5: BOOK EVENT CENTRE FOR FUNCTIONS Class 6 Plate - 1050m

03 January 2025 - 15:23



MACKAY TURF CLUB  
Ooralea Racecourse

Track Rating: Soft 5, Weather: Overcast, Rail Position: True

Section		Field Times											Last 600m					
		Overall	1000m	800m	600m	400m	200m						0:34.02					
		1:00.67 (0:04.39)	0:56.28 (0:11.32)	0:44.96 (0:10.94)	0:34.02 (0:11.16)	0:22.86 (0:11.06)	0:11.80 (0:11.80)											
Rank	TAB	Horse/Jockey	Barrier	Top Speed [km/h]	Fastest Section												Margin	Distance Travelled [m]
1	4	SUNNYCOAST	5	68.1	0:04.77	1:00.67 [1]	0:55.90 [8]	0:44.75 [3]	0:33.93 [2]	0:22.86 [1]	0:11.80 [1]	1:00.67	0:33.93					
		Justin Stanley		800m	Overall	(0:04.77)	(0:11.15)	(0:10.82)	(0:11.07)	(0:11.06)	(0:11.80)							
2	6	BENCOOLEN	6	68.2	0:04.72	1:00.77 [2]	0:56.05 [6]	0:44.64 [5]	0:33.83 [4]	0:22.75 [3]	0:11.80 [2]	0.6L	0:33.83	+6				
		Ashley Butler		1000m	Overall	(0:04.72)	(0:11.41)	(0:10.81)	(0:11.08)	(0:10.95)	(0:11.80)							
3	11	SWEET KISSES	1	67.4	0:04.39	1:00.96 [3]	0:56.57 [1]	0:45.09 [2]	0:34.15 [3]	0:23.01 [2]	0:11.87 [3]	1.71L	0:34.15	+5				
		Ryan Wiggins		600m	Overall	(0:04.39)	(0:11.48)	(0:10.94)	(0:11.14)	(0:11.14)	(0:11.87)							
4	2	LEADERSHIP SPILL	3	67.4	0:04.74	1:01.11 [4]	0:56.37 [7]	0:44.90 [6]	0:33.94 [6]	0:22.81 [7]	0:11.72 [4]	2.6L	0:33.94	+3				
		Nikki Olzard		800m	Overall	(0:04.74)	(0:11.47)	(0:10.96)	(0:11.13)	(0:11.09)	(0:11.72)							
5	7	NIC ME SOME	7	66.7	0:04.59	1:01.22 [5]	0:56.63 [3]	0:44.93 [7]	0:33.90 [7]	0:22.97 [6]	0:11.83 [4]	3.25L	0:33.90	+2				
		Warwick Satherley		600m	Overall	(0:04.59)	(0:11.70)	(0:11.03)	(0:10.93)	(0:11.14)	(0:11.83)							
6	10	RUBUNKAR	8	67.0	0:04.68	1:01.48 [6]	0:56.80 [5]	0:45.06 [8]	0:34.10 [8]	0:22.96 [8]	0:11.69 [8]	4.76L	0:34.10	+2				
		Jackson Murphy		800m	Overall	(0:04.68)	(0:11.74)	(0:10.96)	(0:11.14)	(0:11.27)	(0:11.69)							
7	12	SENSATIONABULL	4	66.9	0:04.67	1:01.53 [7]	0:56.86 [4]	0:45.51 [4]	0:34.58 [5]	0:23.28 [5]	0:11.90 [7]	5.05L	0:34.58	+7				
		Chelsea Jokic		800m	Overall	(0:04.67)	(0:11.35)	(0:10.93)	(0:11.30)	(0:11.38)	(0:11.90)							
8	5	ANDY	9	66.4	0:04.88	1:01.57 [8]	0:56.69 [9]	0:45.09 [9]	0:34.13 [9]	0:22.95 [9]	0:11.71 [9]	5.3L	0:34.13	+5				
		Nathan Thomas		800m	Overall	(0:04.88)	(0:11.60)	(0:10.96)	(0:11.18)	(0:11.24)	(0:11.71)							
9	3	MILO MAN	2	66.7	0:04.51	1:01.65 [9]	0:57.14 [2]	0:45.94 [1]	0:35.00 [1]	0:23.55 [4]	0:12.17 [6]	5.8L	0:35.00	+5				
		Adam Sewell		800m	Overall	(0:04.51)	(0:11.20)	(0:10.94)	(0:11.45)	(0:11.38)	(0:12.17)							

Scratched: Gold Academy (#9), Get What You Give (#1), Magical Slipper (#8)

[ ] Ranking at each section and finish  
-:--:-- No data available at this section  
NA No data available

SCN Saddle cloth number  
DNF Did not finish  
DNT Did not track



Horse/Jockey Name	Sunnycoast
Final Rank	1
Fastest Section Time (Section)	0:04.77 (Overall)
Top Speed [km/h] (Section)	68.1 (800m)
Race State	Finished



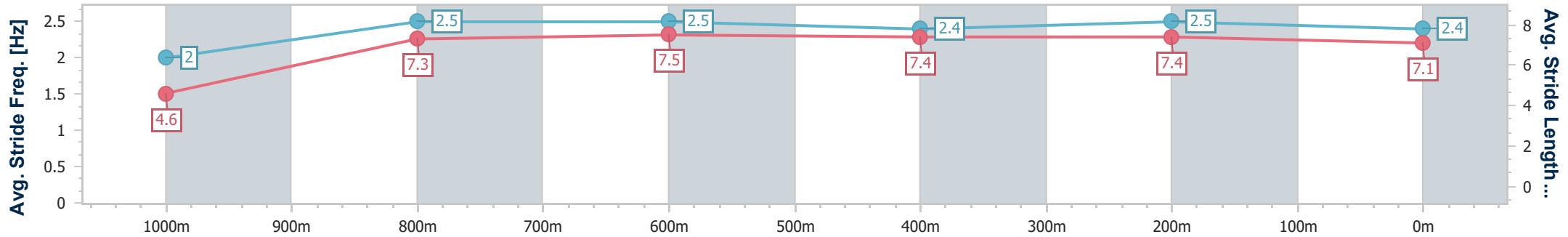
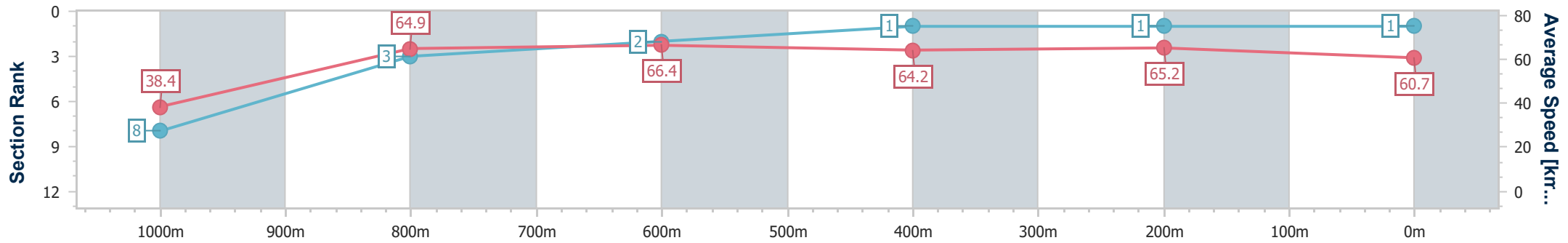
Mackay QLD Professional  
Race 5: BOOK EVENT CENTRE FOR FUNCTIONS Class 6 Plate - 1050m



03 January 2025 - 15:23

Track Rating: Soft 5, Weather: Overcast, Rail Position: True

Section	Overall	1000m	800m	600m	400m	200m
Section Times	1:00.67 [1] (0:04.77)	0:55.90 [8] (0:11.15)	0:44.75 [3] (0:10.82)	0:33.93 [2] (0:11.07)	0:22.86 [1] (0:11.06)	0:11.80 [1] (0:11.80)
Average Speed [km/h]	38.4	64.9	66.4	64.2	65.2	60.7
Top Speed [km/h]	54.0	67.6	68.1	67.4	66.3	64.6
Avg. Dist. to Rail [m]	1.1	1.6	1.0	1.4	0.9	0.4
Avg. Stride Freq. [Hz]	2.0	2.5	2.5	2.4	2.5	2.4
Avg. Stride Length [m]	4.6	7.3	7.5	7.4	7.4	7.1



- [ ] Ranking at each section and finish
- .-.- No data available at this section
- NA No data available



Horse/Jockey Name	Bencoolen
Final Rank	2
Fastest Section Time (Section)	0:04.72 (Overall)
Top Speed [km/h] (Section)	68.2 (1000m)
Race State	Finished



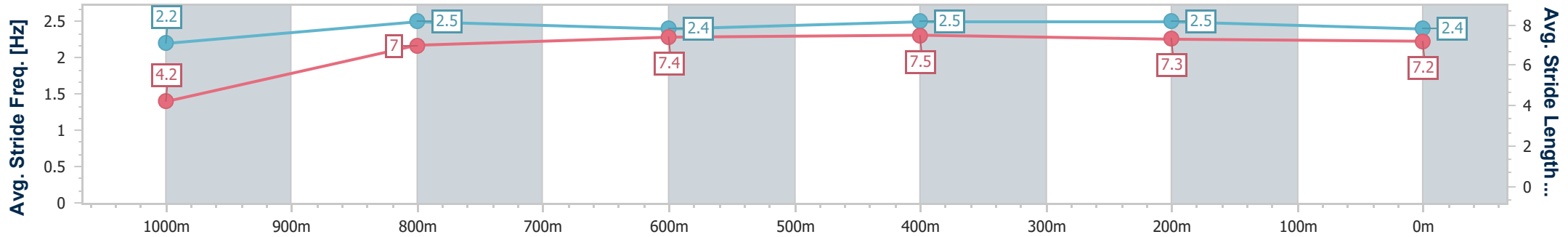
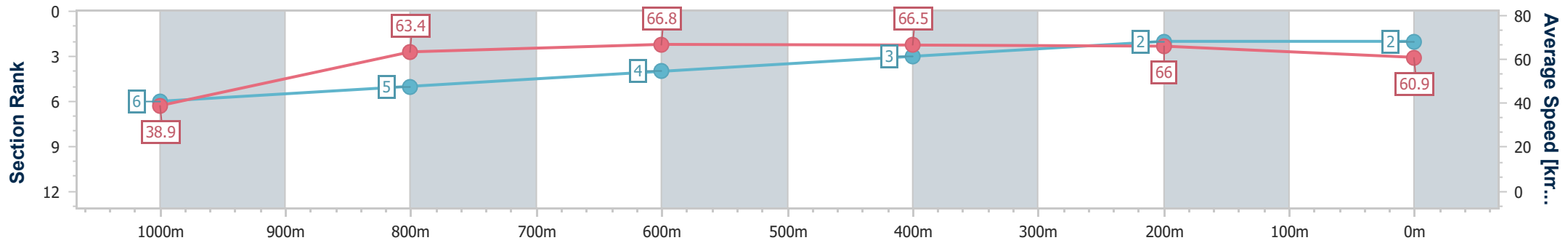
Mackay QLD Professional  
Race 5: BOOK EVENT CENTRE FOR FUNCTIONS Class 6 Plate - 1050m



03 January 2025 - 15:23

Track Rating: Soft 5, Weather: Overcast, Rail Position: True

Section	Overall	1000m	800m	600m	400m	200m
Section Times	1:00.77 [2] (0:04.72)	0:56.05 [6] (0:11.41)	0:44.64 [5] (0:10.81)	0:33.83 [4] (0:11.08)	0:22.75 [3] (0:10.95)	0:11.80 [2] (0:11.80)
Average Speed [km/h]	38.9	63.4	66.8	66.5	66.0	60.9
Top Speed [km/h]	53.4	68.2	68.0	66.9	67.3	65.0
Avg. Dist. to Rail [m]	1.0	2.2	1.4	2.9	2.3	3.0
Avg. Stride Freq. [Hz]	2.2	2.5	2.4	2.5	2.5	2.4
Avg. Stride Length [m]	4.2	7.0	7.4	7.5	7.3	7.2



- [ ] Ranking at each section and finish
- .-.- No data available at this section
- NA No data available



Horse/Jockey Name	Sweet Kisses
Final Rank	3
Fastest Section Time (Section)	0:04.39 (Overall)
Top Speed [km/h] (Section)	67.4 (600m)
Race State	Finished



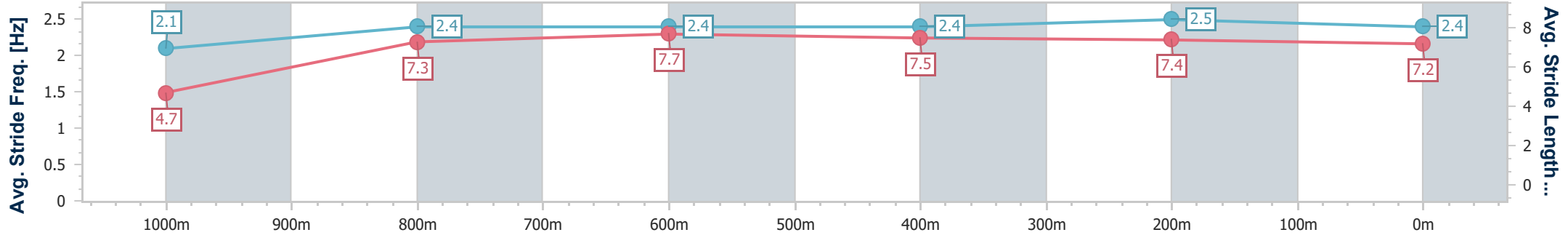
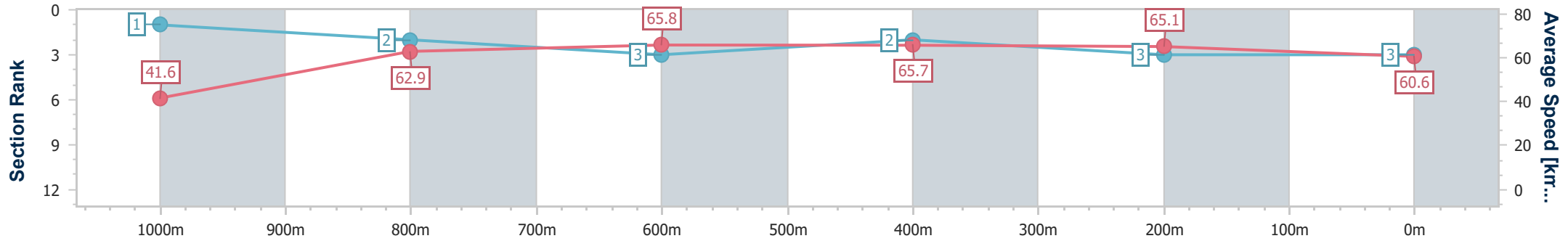
Mackay QLD Professional  
Race 5: BOOK EVENT CENTRE FOR FUNCTIONS Class 6 Plate - 1050m



03 January 2025 - 15:23

Track Rating: Soft 5, Weather: Overcast, Rail Position: True

Section	Overall	1000m	800m	600m	400m	200m
Section Times	1:00.96 [3] (0:04.39)	0:56.57 [1] (0:11.48)	0:45.09 [2] (0:10.94)	0:34.15 [3] (0:11.14)	0:23.01 [2] (0:11.14)	0:11.87 [3] (0:11.87)
Average Speed [km/h]	41.6	62.9	65.8	65.7	65.1	60.6
Top Speed [km/h]	53.7	65.9	66.4	67.4	66.4	64.3
Avg. Dist. to Rail [m]	4.3	0.8	0.5	2.5	2.7	2.6
Avg. Stride Freq. [Hz]	2.1	2.4	2.4	2.4	2.5	2.4
Avg. Stride Length [m]	4.7	7.3	7.7	7.5	7.4	7.2



- [ ] Ranking at each section and finish
- .-.- No data available at this section
- NA No data available



Horse/Jockey Name	Leadership Spill
Final Rank	4
Fastest Section Time (Section)	0:04.74 (Overall)
Top Speed [km/h] (Section)	67.4 (800m)
Race State	Finished



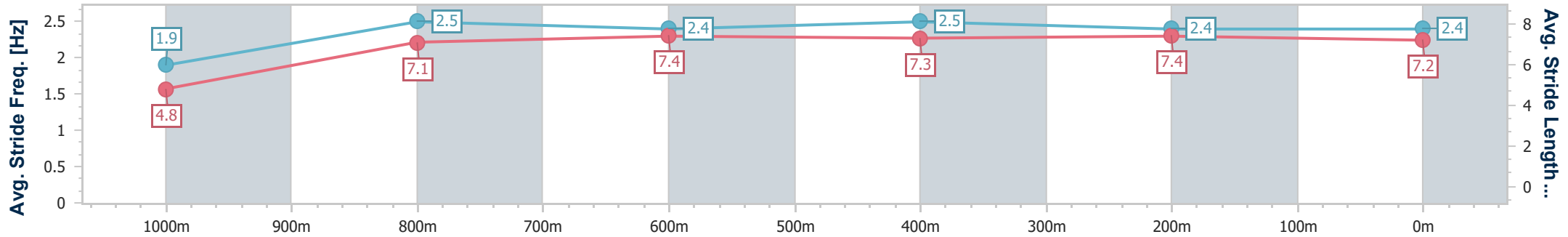
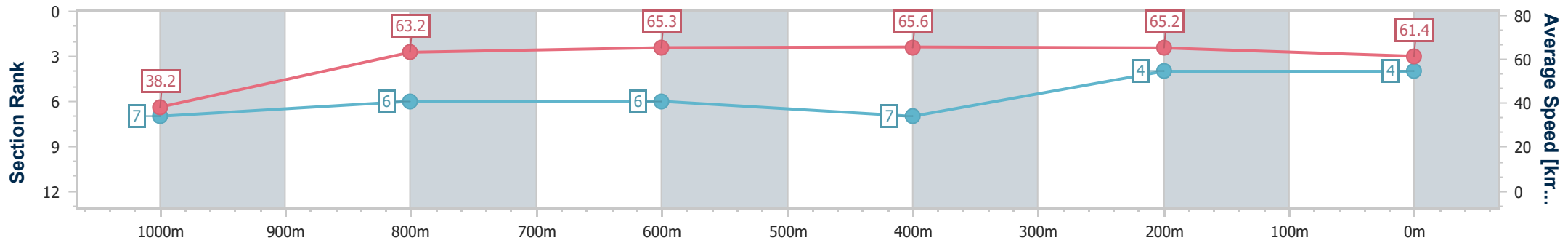
Mackay QLD Professional  
Race 5: BOOK EVENT CENTRE FOR FUNCTIONS Class 6 Plate - 1050m



03 January 2025 - 15:23

Track Rating: Soft 5, Weather: Overcast, Rail Position: True

Section	Overall	1000m	800m	600m	400m	200m
Section Times	1:01.11 [4] (0:04.74)	0:56.37 [7] (0:11.47)	0:44.90 [6] (0:10.96)	0:33.94 [6] (0:11.13)	0:22.81 [7] (0:11.09)	0:11.72 [4] (0:11.72)
Average Speed [km/h]	38.2	63.2	65.3	65.6	65.2	61.4
Top Speed [km/h]	53.7	66.5	67.4	65.9	65.7	65.6
Avg. Dist. to Rail [m]	2.4	0.9	0.8	2.0	1.3	0.9
Avg. Stride Freq. [Hz]	1.9	2.5	2.4	2.5	2.4	2.4
Avg. Stride Length [m]	4.8	7.1	7.4	7.3	7.4	7.2



- [ ] Ranking at each section and finish
- .-.- No data available at this section
- NA No data available



Horse/Jockey Name	Nic Me Some
Final Rank	5
Fastest Section Time (Section)	0:04.59 (Overall)
Top Speed [km/h] (Section)	66.7 (600m)
Race State	Finished



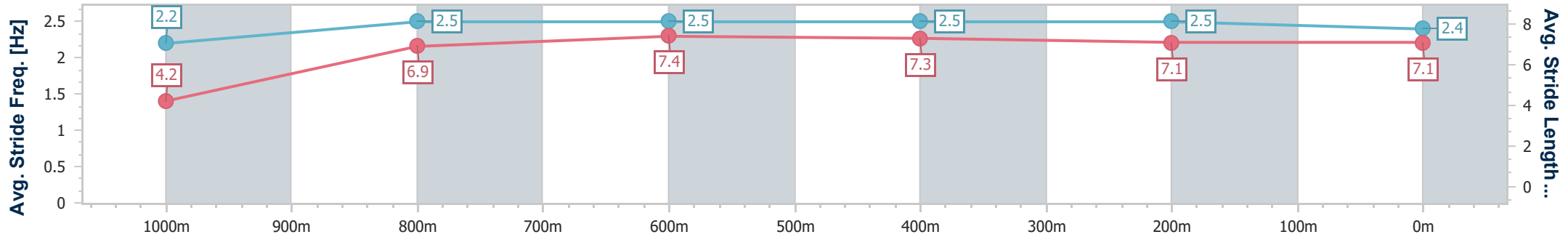
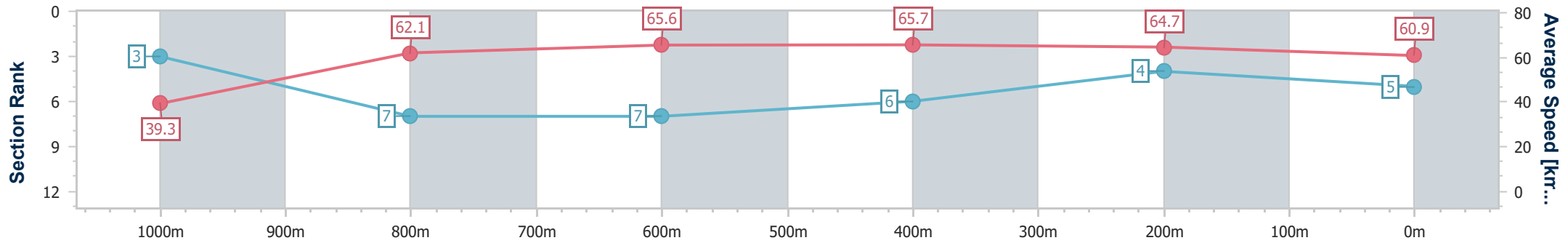
Mackay QLD Professional  
Race 5: BOOK EVENT CENTRE FOR FUNCTIONS Class 6 Plate  
- 1050m



03 January 2025 - 15:23

Track Rating: Soft 5, Weather: Overcast, Rail Position: True

Section	Overall	1000m	800m	600m	400m	200m
Section Times	1:01.22 [5] (0:04.59)	0:56.63 [3] (0:11.70)	0:44.93 [7] (0:11.03)	0:33.90 [7] (0:10.93)	0:22.97 [6] (0:11.14)	0:11.83 [4] (0:11.83)
Average Speed [km/h]	39.3	62.1	65.6	65.7	64.7	60.9
Top Speed [km/h]	53.1	64.8	66.5	66.7	66.3	65.9
Avg. Dist. to Rail [m]	2.1	4.2	1.9	1.0	3.1	3.6
Avg. Stride Freq. [Hz]	2.2	2.5	2.5	2.5	2.5	2.4
Avg. Stride Length [m]	4.2	6.9	7.4	7.3	7.1	7.1



- [ ] Ranking at each section and finish
- .-.- No data available at this section
- NA No data available



Horse/Jockey Name	Rubunkar
Final Rank	6
Fastest Section Time (Section)	0:04.68 (Overall)
Top Speed [km/h] (Section)	67.0 (800m)
Race State	Finished



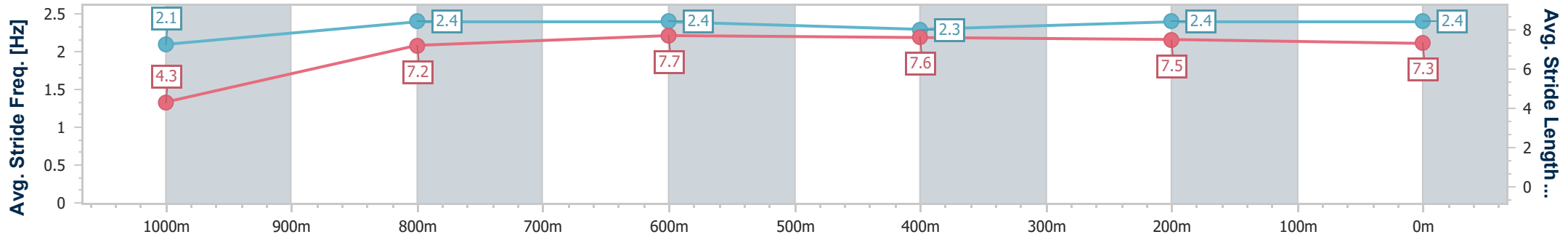
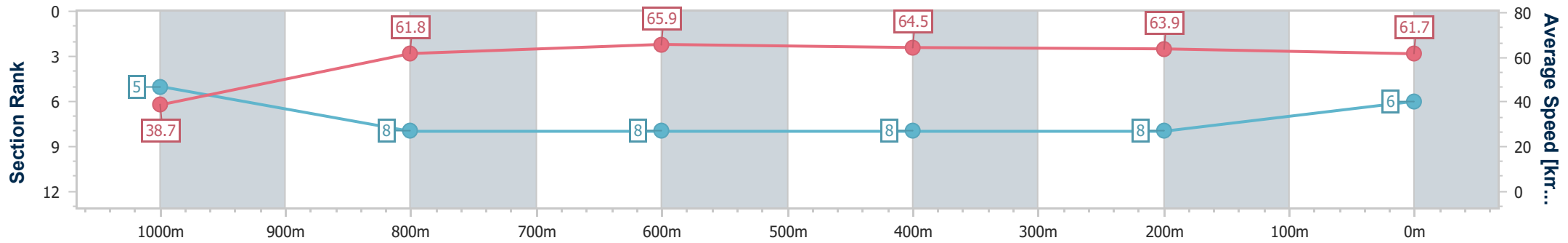
Mackay QLD Professional  
Race 5: BOOK EVENT CENTRE FOR FUNCTIONS Class 6 Plate - 1050m



03 January 2025 - 15:23

Track Rating: Soft 5, Weather: Overcast, Rail Position: True

Section	Overall	1000m	800m	600m	400m	200m
Section Times	1:01.48 [6] (0:04.68)	0:56.80 [5] (0:11.74)	0:45.06 [8] (0:10.96)	0:34.10 [8] (0:11.14)	0:22.96 [8] (0:11.27)	0:11.69 [8] (0:11.69)
Average Speed [km/h]	38.7	61.8	65.9	64.5	63.9	61.7
Top Speed [km/h]	50.9	66.8	67.0	65.5	65.7	65.0
Avg. Dist. to Rail [m]	2.9	4.0	0.6	0.7	1.9	2.7
Avg. Stride Freq. [Hz]	2.1	2.4	2.4	2.3	2.4	2.4
Avg. Stride Length [m]	4.3	7.2	7.7	7.6	7.5	7.3



- [ ] Ranking at each section and finish
- .-.- No data available at this section
- NA No data available



Horse/Jockey Name	Sensationabull
Final Rank	7
Fastest Section Time (Section)	0:04.67 (Overall)
Top Speed [km/h] (Section)	66.9 (800m)
Race State	Finished



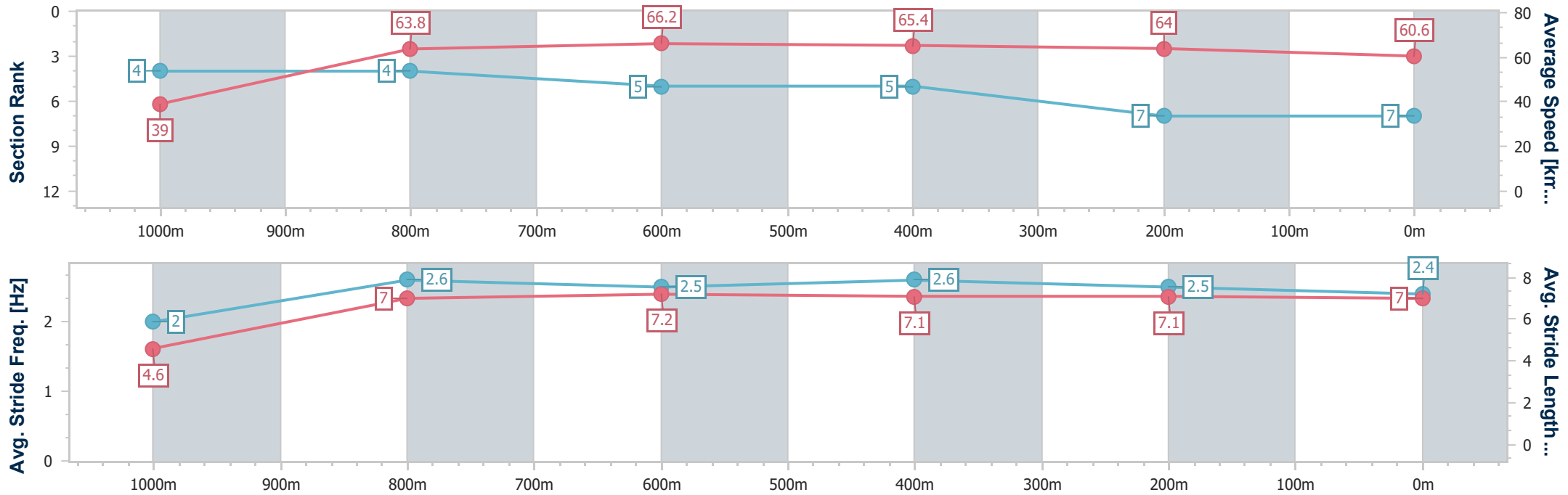
Mackay QLD Professional  
Race 5: BOOK EVENT CENTRE FOR FUNCTIONS Class 6 Plate - 1050m



03 January 2025 - 15:23

Track Rating: Soft 5, Weather: Overcast, Rail Position: True

Section	Overall	1000m	800m	600m	400m	200m
Section Times	1:01.53 [7] (0:04.67)	0:56.86 [4] (0:11.35)	0:45.51 [4] (0:10.93)	0:34.58 [5] (0:11.30)	0:23.28 [5] (0:11.38)	0:11.90 [7] (0:11.90)
Average Speed [km/h]	39.0	63.8	66.2	65.4	64.0	60.6
Top Speed [km/h]	54.5	66.7	66.9	66.8	65.8	63.4
Avg. Dist. to Rail [m]	2.0	2.0	2.2	3.3	4.5	5.2
Avg. Stride Freq. [Hz]	2.0	2.6	2.5	2.6	2.5	2.4
Avg. Stride Length [m]	4.6	7.0	7.2	7.1	7.1	7.0



- [ ] Ranking at each section and finish
- .-.- No data available at this section
- NA No data available





Horse/Jockey Name	Andy
Final Rank	8
Fastest Section Time (Section)	0:04.88 (Overall)
Top Speed [km/h] (Section)	66.4 (800m)
Race State	Finished



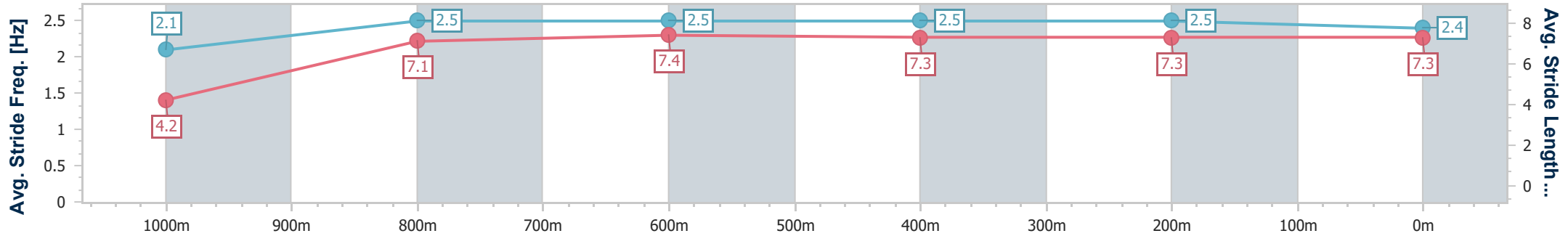
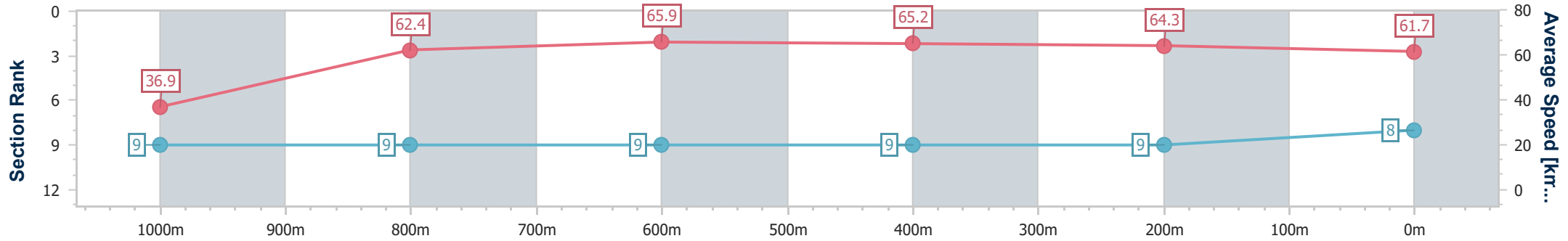
Mackay QLD Professional  
Race 5: BOOK EVENT CENTRE FOR FUNCTIONS Class 6 Plate  
- 1050m



03 January 2025 - 15:23

Track Rating: Soft 5, Weather: Overcast, Rail Position: True

Section	Overall	1000m	800m	600m	400m	200m
Section Times	1:01.57 [8] (0:04.88)	0:56.69 [9] (0:11.60)	0:45.09 [9] (0:10.96)	0:34.13 [9] (0:11.18)	0:22.95 [9] (0:11.24)	0:11.71 [9] (0:11.71)
Average Speed [km/h]	36.9	62.4	65.9	65.2	64.3	61.7
Top Speed [km/h]	52.3	65.4	66.4	66.2	66.1	64.5
Avg. Dist. to Rail [m]	2.6	3.4	0.5	1.6	4.3	4.7
Avg. Stride Freq. [Hz]	2.1	2.5	2.5	2.5	2.5	2.4
Avg. Stride Length [m]	4.2	7.1	7.4	7.3	7.3	7.3



- [ ] Ranking at each section and finish
- .-.- No data available at this section
- NA No data available



Horse/Jockey Name	Milo Man
Final Rank	9
Fastest Section Time (Section)	0:04.51 (Overall)
Top Speed [km/h] (Section)	66.7 (800m)
Race State	Finished



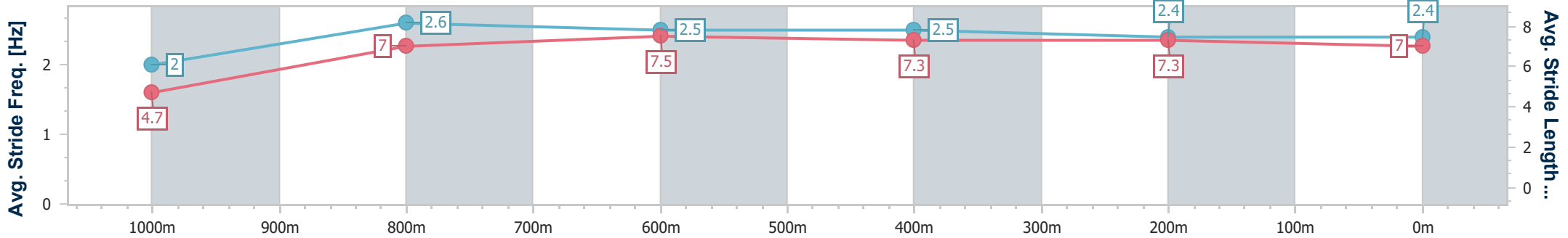
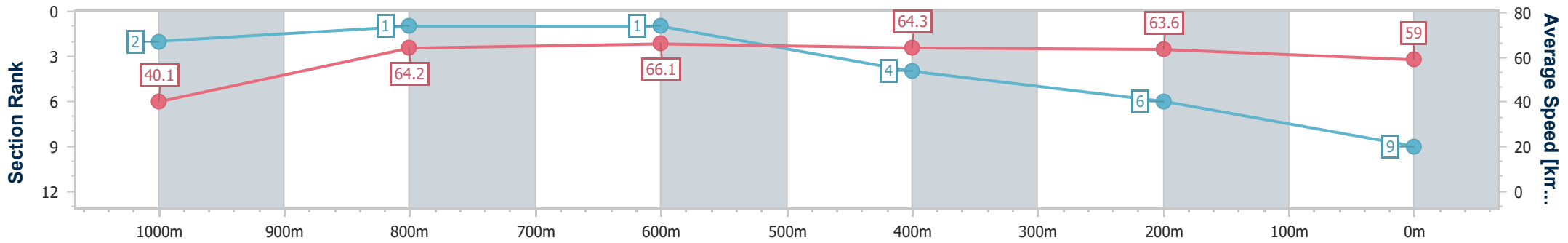
Mackay QLD Professional  
Race 5: BOOK EVENT CENTRE FOR FUNCTIONS Class 6 Plate - 1050m



03 January 2025 - 15:23

Track Rating: Soft 5, Weather: Overcast, Rail Position: True

Section	Overall	1000m	800m	600m	400m	200m
Section Times	1:01.65 [9] (0:04.51)	0:57.14 [2] (0:11.20)	0:45.94 [1] (0:10.94)	0:35.00 [1] (0:11.45)	0:23.55 [4] (0:11.38)	0:12.17 [6] (0:12.17)
Average Speed [km/h]	40.1	64.2	66.1	64.3	63.6	59.0
Top Speed [km/h]	55.2	66.7	66.7	65.5	65.5	64.9
Avg. Dist. to Rail [m]	3.6	0.5	0.6	3.4	2.5	0.7
Avg. Stride Freq. [Hz]	2.0	2.6	2.5	2.5	2.4	2.4
Avg. Stride Length [m]	4.7	7.0	7.5	7.3	7.3	7.0



- [ ] Ranking at each section and finish
- .-.- No data available at this section
- NA No data available



# Mackay QLD Professional

## Race 6: PHOTO BOOTH MAGIC BENCHMARK 65 Handicap - 1200m

03 January 2025 - 15:58



MACKAY TURF CLUB  
Ooralea Racecourse

Track Rating: Soft 5, Weather: Overcast, Rail Position: True

Section													Last 600m					
Field Times		Overall	1000m	800m	600m	400m	200m						0:34.89					
		1:10.73 (0:13.25)	0:57.48 (0:11.18)	0:46.30 (0:11.41)	0:34.89 (0:11.76)	0:23.13 (0:11.43)	0:11.70 (0:11.70)											
Rank	TAB	Horse/Jockey	Barrier	Top Speed [km/h]	Fastest Section												Margin	Distance Travelled [m]
1	11	AIDENABET Chelsea Jokic	1	65.9 800m	0:11.13 800m	1:10.73 [1] (0:13.57)	0:57.16 [4] (0:11.26)	0:45.90 [4] (0:11.13)	0:34.77 [3] (0:11.64)	0:23.13 [1] (0:11.43)	0:11.70 [1] (0:11.70)	1:10.73	0:34.77					
2	10	FLYING MAPLE Nathan Thomas	10	66.2 1000m	0:11.20 400m	1:10.90 [2] (0:13.93)	0:56.97 [8] (0:11.28)	0:45.69 [8] (0:11.32)	0:34.37 [8] (0:11.47)	0:22.90 [5] (0:11.20)	0:11.70 [3] (0:11.70)	1.01L	0:34.37	+9				
3	9	WIN AND TONIC Ryan Wiggins	7	66.1 1000m	0:11.18 1000m	1:11.01 [3] (0:13.25)	0:57.76 [1] (0:11.18)	0:46.58 [1] (0:11.41)	0:35.17 [1] (0:11.78)	0:23.39 [2] (0:11.46)	0:11.93 [2] (0:11.93)	1.62L	0:35.17	+3				
4	13	NINE CARATS Tahlia Fenlon	3	66.2 1000m	0:11.35 1000m	1:11.22 [4] (0:13.96)	0:57.26 [9] (0:11.35)	0:45.91 [9] (0:11.46)	0:34.45 [9] (0:11.41)	0:23.04 [8] (0:11.36)	0:11.68 [7] (0:11.68)	2.9L	0:34.45	+5				
5	2	GET WHAT YOU GIVE Samantha Zoljan	5	66.2 400m	0:11.24 400m	1:11.37 [5] (0:13.74)	0:57.63 [6] (0:11.29)	0:46.34 [6] (0:11.33)	0:35.01 [6] (0:11.84)	0:23.17 [9] (0:11.24)	0:11.93 [6] (0:11.93)	3.74L	0:35.01	+7				
6	3	BARNEY RABBLE Adrian Layt	6	66.0 800m	0:11.30 1000m	1:11.55 [6] (0:13.50)	0:58.05 [3] (0:11.30)	0:46.75 [3] (0:11.42)	0:35.33 [4] (0:11.74)	0:23.59 [4] (0:11.38)	0:12.21 [5] (0:12.21)	4.8L	0:35.33	+7				
7	14	JUST FRANK Georgina Cartwright	2	65.3 800m	0:11.22 1000m	1:11.66 [7] (0:13.88)	0:57.78 [7] (0:11.22)	0:46.56 [7] (0:11.27)	0:35.29 [7] (0:11.80)	0:23.49 [7] (0:11.45)	0:12.04 [8] (0:12.04)	5.44L	0:35.29	+2				
8	12	QUEENSLANDER Leah Martyn	4	66.7 800m	0:11.26 800m	1:11.68 [8] (0:14.18)	0:57.50 [10] (0:11.35)	0:46.15 [10] (0:11.26)	0:34.89 [10] (0:11.59)	0:23.30 [10] (0:11.43)	0:11.87 [9] (0:11.87)	5.59L	0:34.89	-1				
9	8	COLD POWER McKenzie Apel	8	67.4 1000m	0:11.08 1000m	1:11.87 [9] (0:13.48)	0:58.39 [2] (0:11.08)	0:47.31 [2] (0:11.38)	0:35.93 [2] (0:11.74)	0:24.19 [3] (0:11.65)	0:12.54 [4] (0:12.54)	6.73L	0:35.93	+6				
10	4	DUSKY DAMSEL Jackson Murphy	9	65.8 1000m	0:11.23 1000m	1:12.49 [10] (0:13.63)	0:58.86 [5] (0:11.23)	0:47.63 [5] (0:11.39)	0:36.24 [5] (0:11.77)	0:24.47 [6] (0:11.86)	0:12.61 [10] (0:12.61)	10.33L	0:36.24	+11				

Scratched: Cavente (#7), Nic Me Some (#6), Free State (#1), Fortress Australia (#5)

[ ] Ranking at each section and finish  
-:--:-- No data available at this section  
NA No data available

SCN Saddle cloth number  
DNF Did not finish  
DNT Did not track



Horse/Jockey Name	Aidenabet
Final Rank	1
Fastest Section Time (Section)	0:11.13 (800m)
Top Speed [km/h] (Section)	65.9 (800m)
Race State	Finished



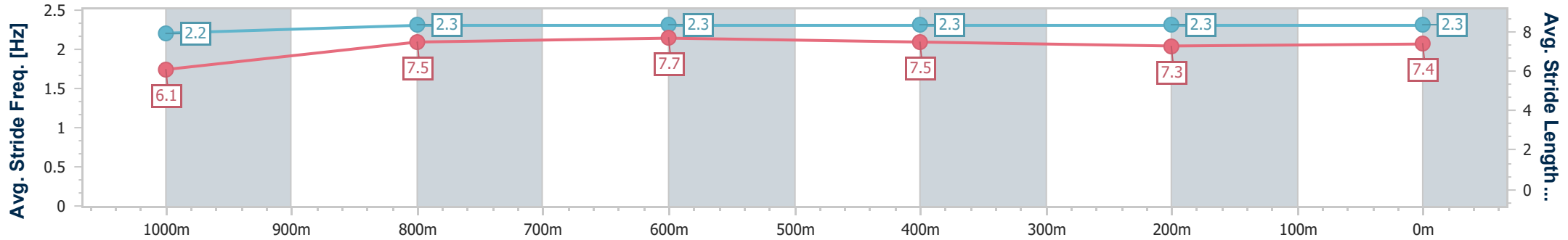
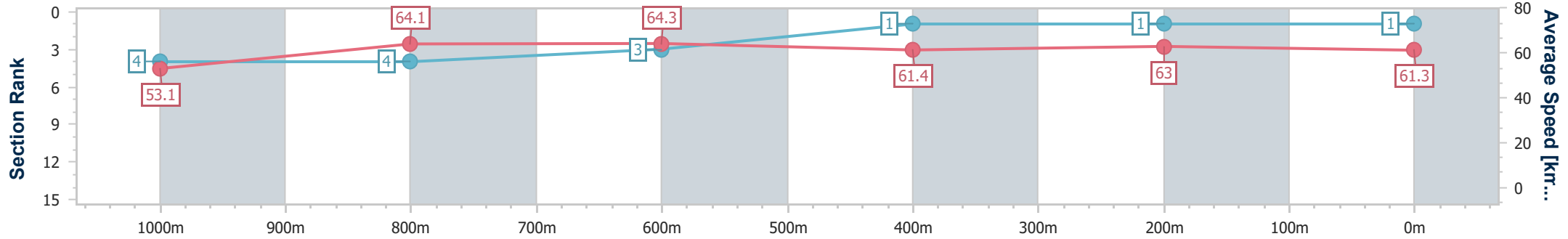
Mackay QLD Professional  
Race 6: PHOTO BOOTH MAGIC BENCHMARK 65 Handicap - 1200m



03 January 2025 - 15:58

Track Rating: Soft 5, Weather: Overcast, Rail Position: True

Section	Overall	1000m	800m	600m	400m	200m
Section Times	1:10.73 [1] (0:13.57)	0:57.16 [4] (0:11.26)	0:45.90 [4] (0:11.13)	0:34.77 [3] (0:11.64)	0:23.13 [1] (0:11.43)	0:11.70 [1] (0:11.70)
Average Speed [km/h]	53.1	64.1	64.3	61.4	63.0	61.3
Top Speed [km/h]	64.6	64.9	65.9	61.9	64.0	63.5
Avg. Dist. to Rail [m]	1.4	0.5	0.7	1.3	1.0	2.2
Avg. Stride Freq. [Hz]	2.2	2.3	2.3	2.3	2.3	2.3
Avg. Stride Length [m]	6.1	7.5	7.7	7.5	7.3	7.4



- [ ] Ranking at each section and finish
- .-.- No data available at this section
- NA No data available



Horse/Jockey Name	Flying Maple
Final Rank	2
Fastest Section Time (Section)	0:11.20 (400m)
Top Speed [km/h] (Section)	66.2 (1000m)
Race State	Finished



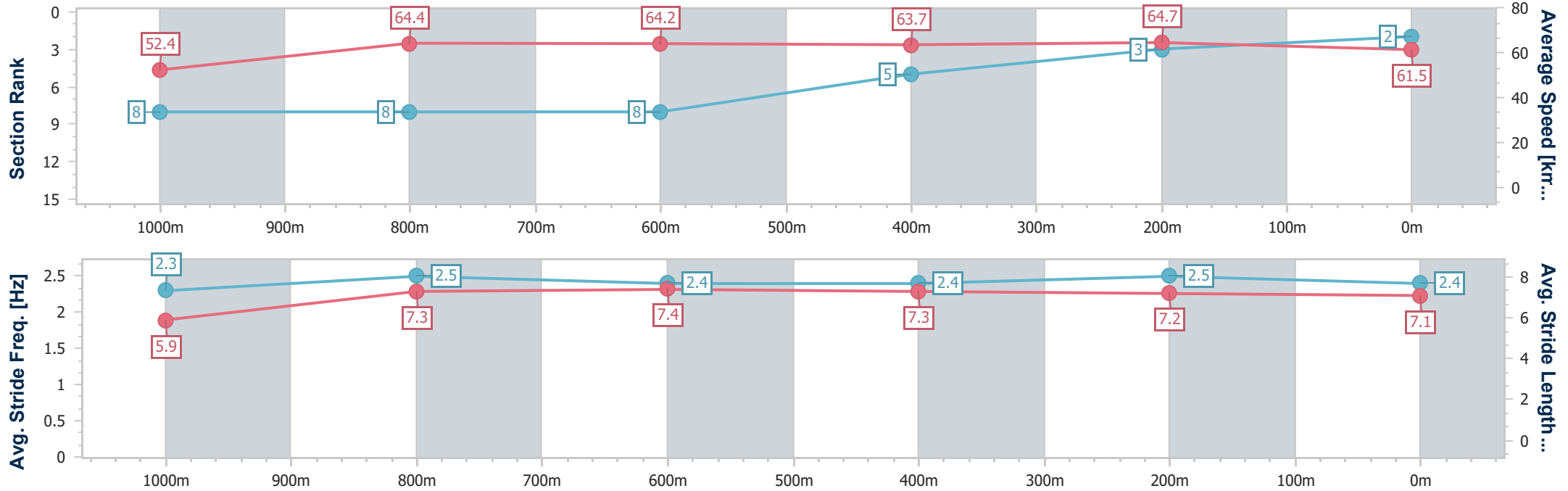
Mackay QLD Professional  
Race 6: PHOTO BOOTH MAGIC BENCHMARK 65 Handicap - 1200m



03 January 2025 - 15:58

Track Rating: Soft 5, Weather: Overcast, Rail Position: True

Section	Overall	1000m	800m	600m	400m	200m
Section Times	1:10.90 [2] (0:13.93)	0:56.97 [8] (0:11.28)	0:45.69 [8] (0:11.32)	0:34.37 [8] (0:11.47)	0:22.90 [5] (0:11.20)	0:11.70 [3] (0:11.70)
Average Speed [km/h]	52.4	64.4	64.2	63.7	64.7	61.5
Top Speed [km/h]	65.4	66.2	66.2	65.0	65.9	64.2
Avg. Dist. to Rail [m]	7.8	3.4	2.7	2.0	4.1	3.7
Avg. Stride Freq. [Hz]	2.3	2.5	2.4	2.4	2.5	2.4
Avg. Stride Length [m]	5.9	7.3	7.4	7.3	7.2	7.1



- [ ] Ranking at each section and finish
- .-.- No data available at this section
- NA No data available



Horse/Jockey Name	Win And Tonic
Final Rank	3
Fastest Section Time (Section)	0:11.18 (1000m)
Top Speed [km/h] (Section)	66.1 (1000m)
Race State	Finished



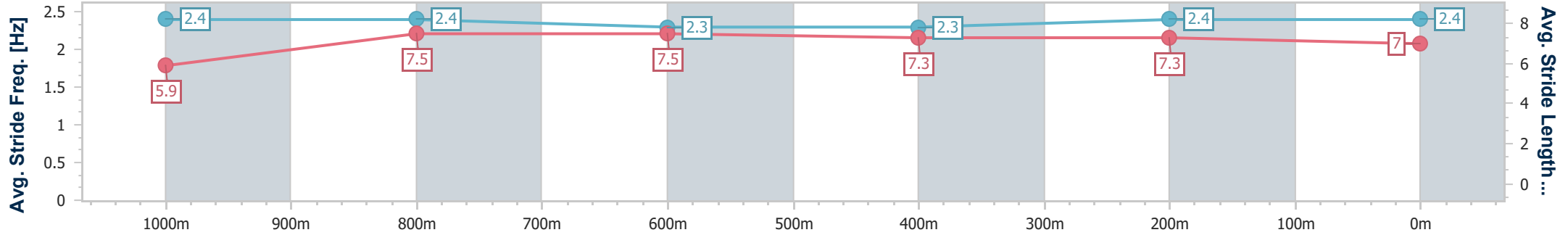
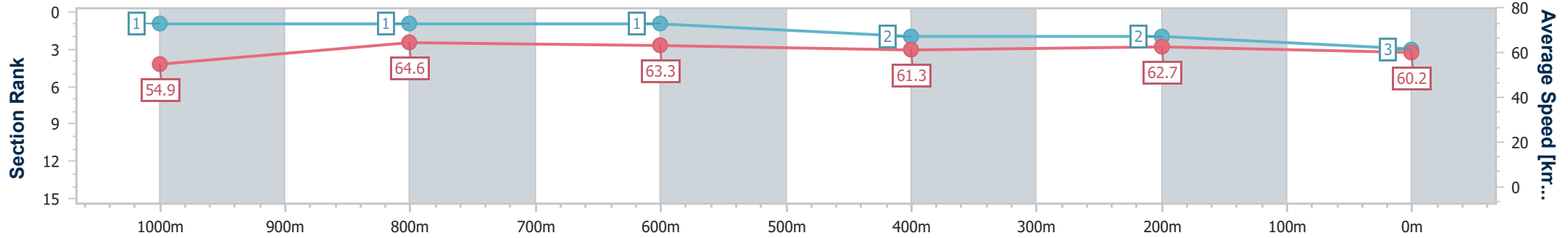
Mackay QLD Professional  
Race 6: PHOTO BOOTH MAGIC BENCHMARK 65 Handicap - 1200m



03 January 2025 - 15:58

Track Rating: Soft 5, Weather: Overcast, Rail Position: True

Section	Overall	1000m	800m	600m	400m	200m
Section Times	1:11.01 [3] (0:13.25)	0:57.76 [1] (0:11.18)	0:46.58 [1] (0:11.41)	0:35.17 [1] (0:11.78)	0:23.39 [2] (0:11.46)	0:11.93 [2] (0:11.93)
Average Speed [km/h]	54.9	64.6	63.3	61.3	62.7	60.2
Top Speed [km/h]	65.3	66.1	65.2	62.2	63.3	62.8
Avg. Dist. to Rail [m]	5.2	1.6	1.4	0.1	0.7	1.2
Avg. Stride Freq. [Hz]	2.4	2.4	2.3	2.3	2.4	2.4
Avg. Stride Length [m]	5.9	7.5	7.5	7.3	7.3	7.0



- [ ] Ranking at each section and finish
- .-.- No data available at this section
- NA No data available



Horse/Jockey Name	Nine Carats
Final Rank	4
Fastest Section Time (Section)	0:11.35 (1000m)
Top Speed [km/h] (Section)	66.2 (1000m)
Race State	Finished



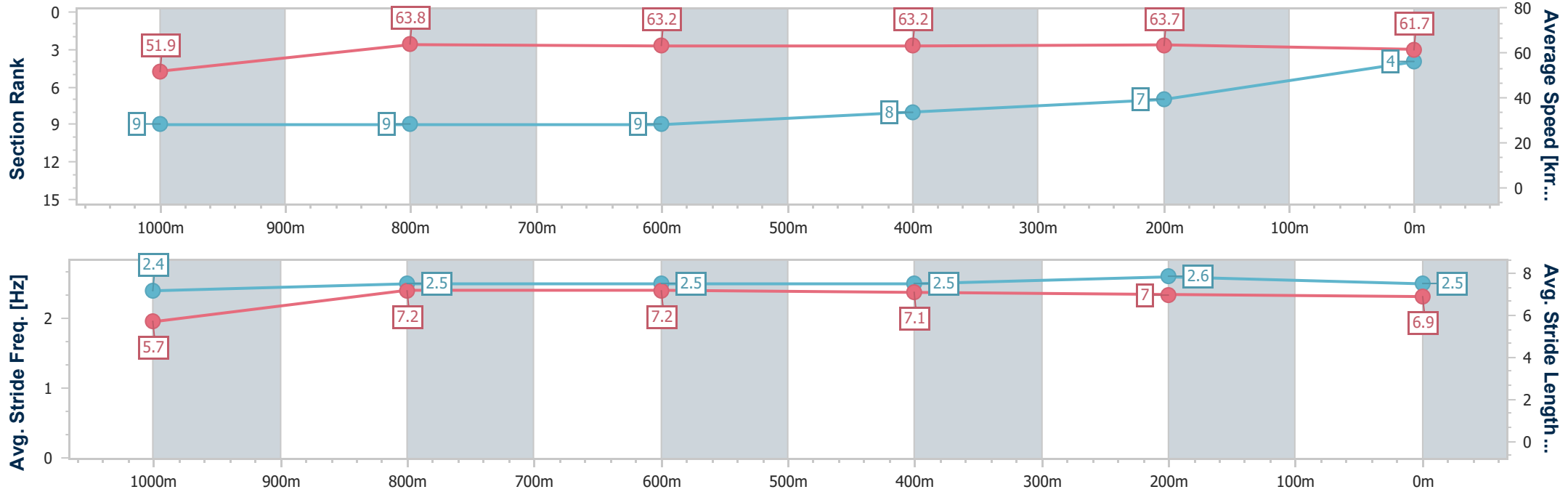
Mackay QLD Professional  
Race 6: PHOTO BOOTH MAGIC BENCHMARK 65 Handicap - 1200m



03 January 2025 - 15:58

Track Rating: Soft 5, Weather: Overcast, Rail Position: True

Section	Overall	1000m	800m	600m	400m	200m
Section Times	1:11.22 [4] (0:13.96)	0:57.26 [9] (0:11.35)	0:45.91 [9] (0:11.46)	0:34.45 [9] (0:11.41)	0:23.04 [8] (0:11.36)	0:11.68 [7] (0:11.68)
Average Speed [km/h]	51.9	63.8	63.2	63.2	63.7	61.7
Top Speed [km/h]	63.6	66.2	64.7	64.3	65.7	63.9
Avg. Dist. to Rail [m]	3.0	2.3	2.8	1.1	4.6	6.7
Avg. Stride Freq. [Hz]	2.4	2.5	2.5	2.5	2.6	2.5
Avg. Stride Length [m]	5.7	7.2	7.2	7.1	7.0	6.9



- [ ] Ranking at each section and finish
- .-.- No data available at this section
- NA No data available



Horse/Jockey Name	Get What You Give
Final Rank	5
Fastest Section Time (Section)	0:11.24 (400m)
Top Speed [km/h] (Section)	66.2 (400m)
Race State	Finished



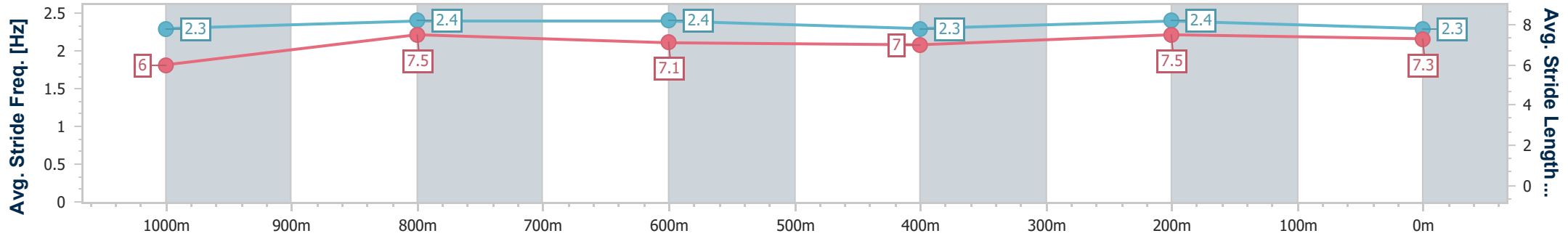
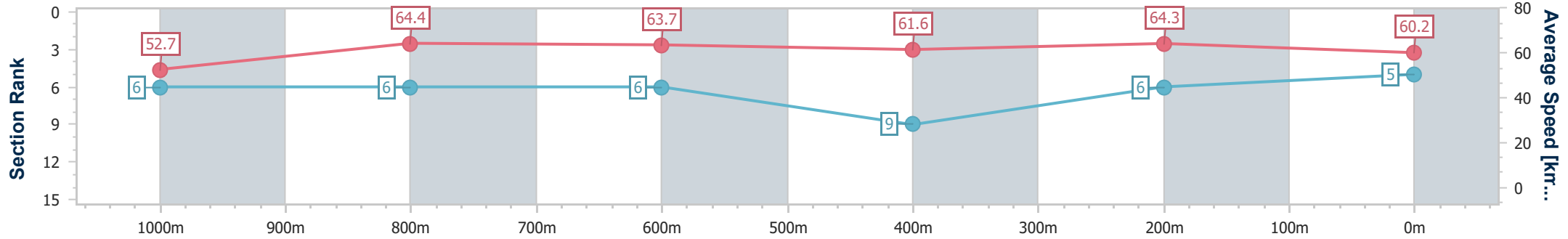
Mackay QLD Professional  
Race 6: PHOTO BOOTH MAGIC BENCHMARK 65 Handicap - 1200m



03 January 2025 - 15:58

Track Rating: Soft 5, Weather: Overcast, Rail Position: True

Section	Overall	1000m	800m	600m	400m	200m
Section Times	1:11.37 [5] (0:13.74)	0:57.63 [6] (0:11.29)	0:46.34 [6] (0:11.33)	0:35.01 [6] (0:11.84)	0:23.17 [9] (0:11.24)	0:11.93 [6] (0:11.93)
Average Speed [km/h]	52.7	64.4	63.7	61.6	64.3	60.2
Top Speed [km/h]	63.8	65.6	65.2	64.1	66.2	63.6
Avg. Dist. to Rail [m]	4.4	2.5	2.4	1.5	2.0	1.3
Avg. Stride Freq. [Hz]	2.3	2.4	2.4	2.3	2.4	2.3
Avg. Stride Length [m]	6.0	7.5	7.1	7.0	7.5	7.3



- [ ] Ranking at each section and finish
- .-.- No data available at this section
- NA No data available





Horse/Jockey Name	Barney Rabble
Final Rank	6
Fastest Section Time (Section)	0:11.30 (1000m)
Top Speed [km/h] (Section)	66.0 (800m)
Race State	Finished



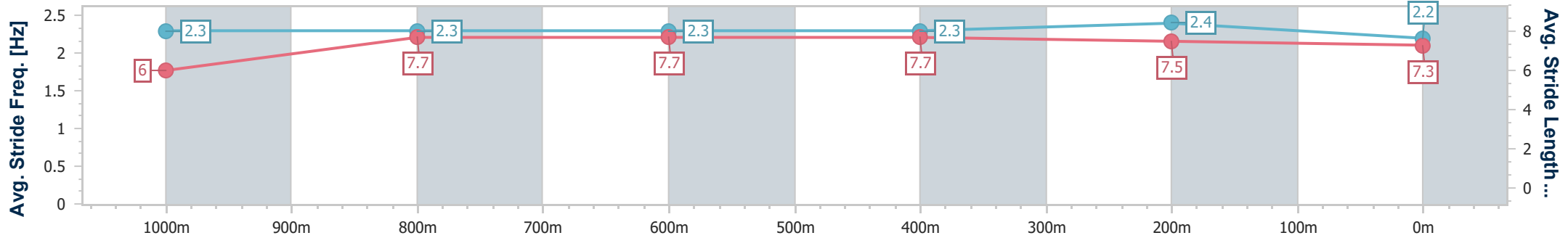
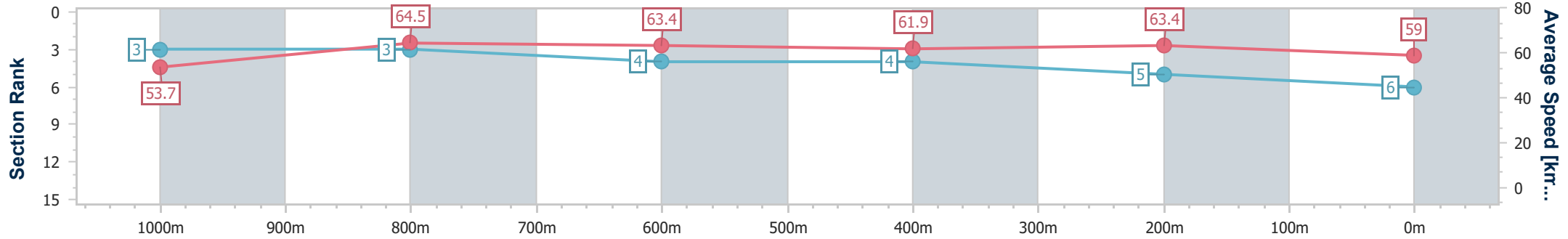
Mackay QLD Professional  
Race 6: PHOTO BOOTH MAGIC BENCHMARK 65 Handicap - 1200m



03 January 2025 - 15:58

Track Rating: Soft 5, Weather: Overcast, Rail Position: True

Section	Overall	1000m	800m	600m	400m	200m
Section Times	1:11.55 [6] (0:13.50)	0:58.05 [3] (0:11.30)	0:46.75 [3] (0:11.42)	0:35.33 [4] (0:11.74)	0:23.59 [4] (0:11.38)	0:12.21 [5]
Average Speed [km/h]	53.7	64.5	63.4	61.9	63.4	59.0
Top Speed [km/h]	65.7	65.8	66.0	63.1	64.6	62.0
Avg. Dist. to Rail [m]	5.2	3.1	2.6	0.7	3.5	5.0
Avg. Stride Freq. [Hz]	2.3	2.3	2.3	2.3	2.4	2.2
Avg. Stride Length [m]	6.0	7.7	7.7	7.7	7.5	7.3



- [ ] Ranking at each section and finish
- .-.- No data available at this section
- NA No data available



Horse/Jockey Name	Just Frank
Final Rank	7
Fastest Section Time (Section)	0:11.22 (1000m)
Top Speed [km/h] (Section)	65.3 (800m)
Race State	Finished



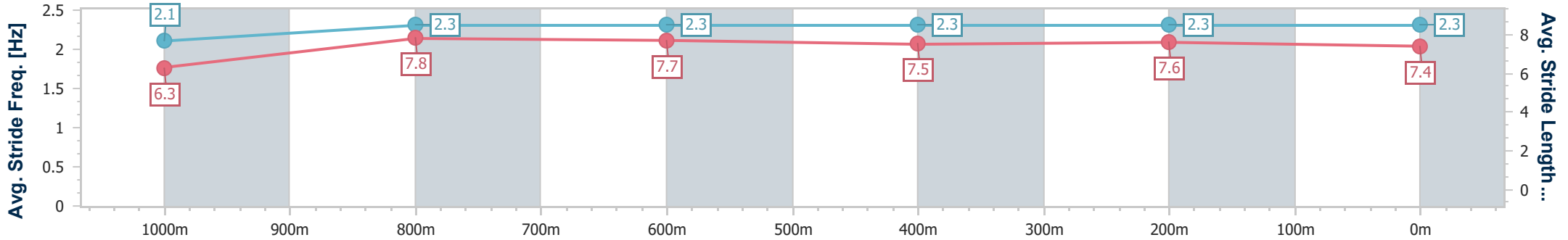
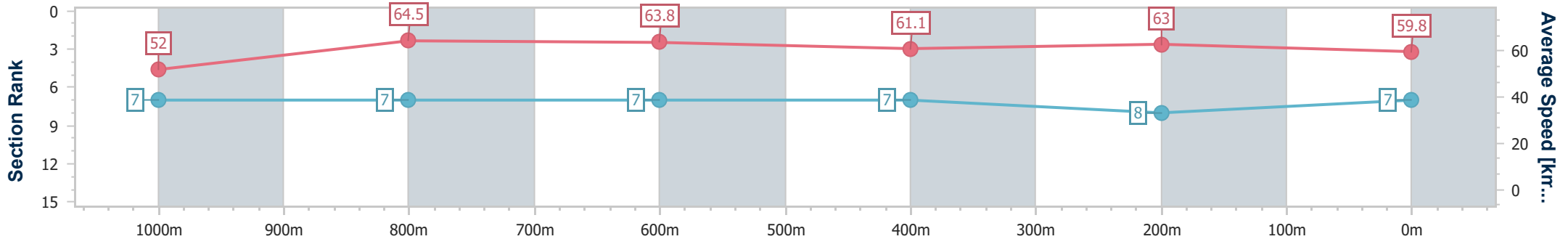
Mackay QLD Professional  
Race 6: PHOTO BOOTH MAGIC BENCHMARK 65 Handicap - 1200m



03 January 2025 - 15:58

Track Rating: Soft 5, Weather: Overcast, Rail Position: True

Section	Overall	1000m	800m	600m	400m	200m
Section Times	1:11.66 [7] (0:13.88)	0:57.78 [7] (0:11.22)	0:46.56 [7] (0:11.27)	0:35.29 [7] (0:11.80)	0:23.49 [7] (0:11.45)	0:12.04 [8] (0:12.04)
Average Speed [km/h]	52.0	64.5	63.8	61.1	63.0	59.8
Top Speed [km/h]	63.5	65.3	65.3	63.1	64.3	62.5
Avg. Dist. to Rail [m]	2.1	0.5	0.5	0.4	1.3	1.3
Avg. Stride Freq. [Hz]	2.1	2.3	2.3	2.3	2.3	2.3
Avg. Stride Length [m]	6.3	7.8	7.7	7.5	7.6	7.4



- [ ] Ranking at each section and finish
- .-.- No data available at this section
- NA No data available



Horse/Jockey Name	Queenslander
Final Rank	8
Fastest Section Time (Section)	0:11.26 (800m)
Top Speed [km/h] (Section)	66.7 (800m)
Race State	Finished



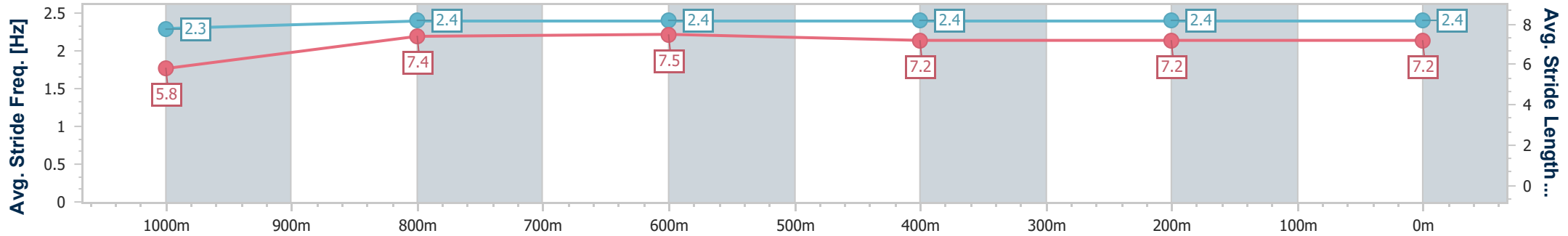
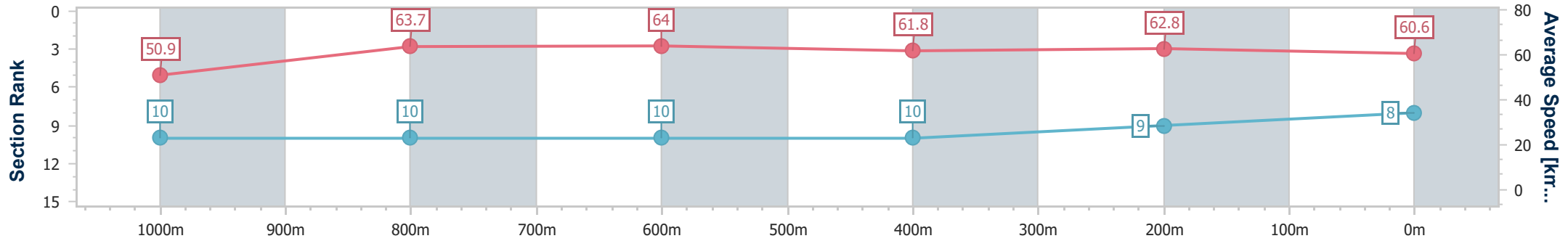
Mackay QLD Professional  
Race 6: PHOTO BOOTH MAGIC BENCHMARK 65 Handicap - 1200m



03 January 2025 - 15:58

Track Rating: Soft 5, Weather: Overcast, Rail Position: True

Section	Overall	1000m	800m	600m	400m	200m
Section Times	1:11.68 [8] (0:14.18)	0:57.50 [10] (0:11.35)	0:46.15 [10] (0:11.26)	0:34.89 [10] (0:11.59)	0:23.30 [10] (0:11.43)	0:11.87 [9] (0:11.87)
Average Speed [km/h]	50.9	63.7	64.0	61.8	62.8	60.6
Top Speed [km/h]	64.8	66.7	66.7	63.6	65.1	64.4
Avg. Dist. to Rail [m]	3.6	1.8	0.7	0.8	0.7	1.2
Avg. Stride Freq. [Hz]	2.3	2.4	2.4	2.4	2.4	2.4
Avg. Stride Length [m]	5.8	7.4	7.5	7.2	7.2	7.2



- [ ] Ranking at each section and finish
- .-.- No data available at this section
- NA No data available



Horse/Jockey Name	Cold Power
Final Rank	9
Fastest Section Time (Section)	0:11.08 (1000m)
Top Speed [km/h] (Section)	67.4 (1000m)
Race State	Finished



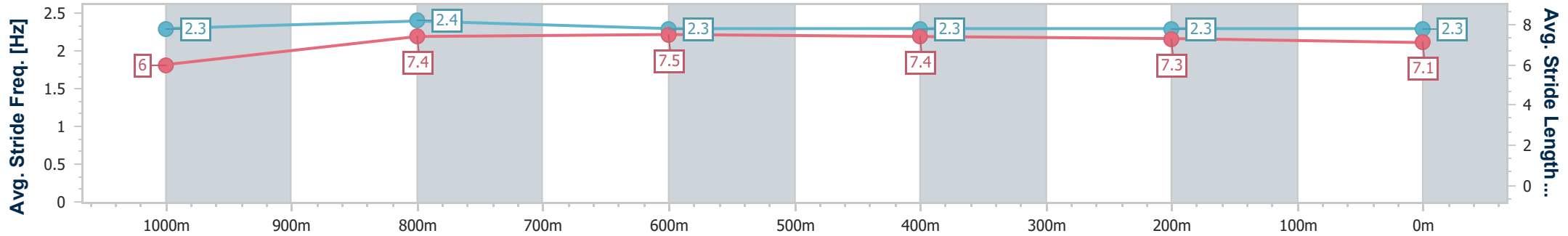
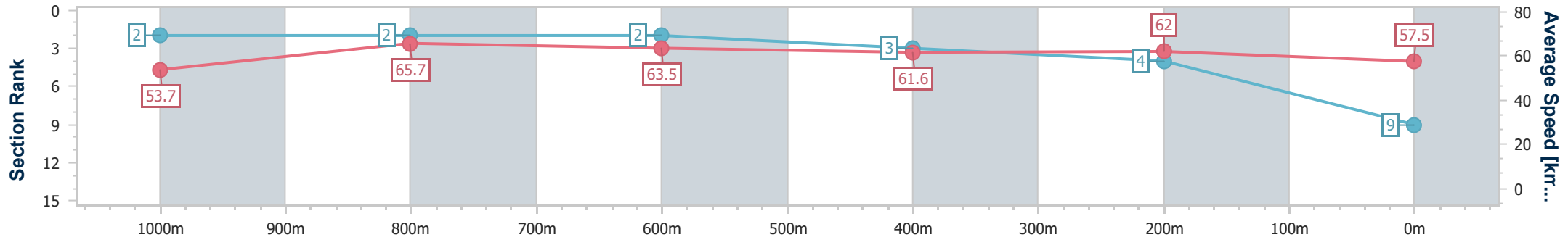
Mackay QLD Professional  
Race 6: PHOTO BOOTH MAGIC BENCHMARK 65 Handicap - 1200m



03 January 2025 - 15:58

Track Rating: Soft 5, Weather: Overcast, Rail Position: True

Section	Overall	1000m	800m	600m	400m	200m
Section Times	1:11.87 [9] (0:13.48)	0:58.39 [2] (0:11.08)	0:47.31 [2] (0:11.38)	0:35.93 [2] (0:11.74)	0:24.19 [3] (0:11.65)	0:12.54 [4] (0:12.54)
Average Speed [km/h]	53.7	65.7	63.5	61.6	62.0	57.5
Top Speed [km/h]	65.4	67.4	64.9	62.8	62.8	60.8
Avg. Dist. to Rail [m]	6.6	2.7	1.8	0.6	3.2	4.3
Avg. Stride Freq. [Hz]	2.3	2.4	2.3	2.3	2.3	2.3
Avg. Stride Length [m]	6.0	7.4	7.5	7.4	7.3	7.1



- [ ] Ranking at each section and finish
- .-.- No data available at this section
- NA No data available



Horse/Jockey Name	Dusky Damsel
Final Rank	10
Fastest Section Time (Section)	0:11.23 (1000m)
Top Speed [km/h] (Section)	65.8 (1000m)
Race State	Finished



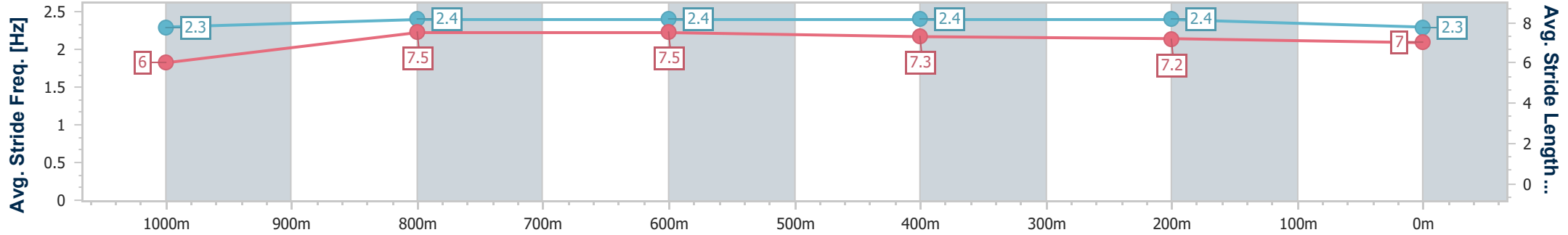
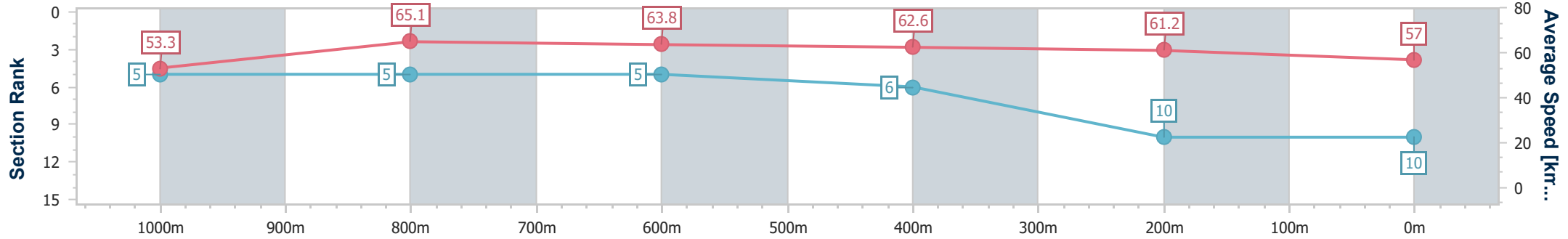
Mackay QLD Professional  
Race 6: PHOTO BOOTH MAGIC BENCHMARK 65 Handicap - 1200m



03 January 2025 - 15:58

Track Rating: Soft 5, Weather: Overcast, Rail Position: True

Section	Overall	1000m	800m	600m	400m	200m
Section Times	1:12.49 [10] (0:13.63)	0:58.86 [5] (0:11.23)	0:47.63 [5] (0:11.39)	0:36.24 [5] (0:11.77)	0:24.47 [6] (0:11.86)	0:12.61 [10] (0:12.61)
Average Speed [km/h]	53.3	65.1	63.8	62.6	61.2	57.0
Top Speed [km/h]	65.7	65.8	65.5	63.8	62.2	61.0
Avg. Dist. to Rail [m]	7.7	3.8	3.9	2.7	4.7	5.5
Avg. Stride Freq. [Hz]	2.3	2.4	2.4	2.4	2.4	2.3
Avg. Stride Length [m]	6.0	7.5	7.5	7.3	7.2	7.0



- [ ] Ranking at each section and finish
- .-.- No data available at this section
- NA No data available

# Mackay QLD Professional

## Race 7: LADBROKES RACING CLUB Class 1 Plate - 1300m



MACKAY TURF CLUB  
Ooralea Racecourse

03 January 2025 - 16:39

Track Rating: Soft 5, Weather: Overcast, Rail Position: True

Section		Overall	1200m	1000m	800m	600m	400m	Last 600m				
Field Times		1:16.87 (0:07.68)	1:09.19 (0:11.04)	0:58.15 (0:11.07)	0:47.08 (0:11.61)	0:35.47 (0:11.65)	0:23.82 (0:11.51)	0:35.47				
Rank	TAB Horse/Jockey	Barrier	Top Speed [km/h]	Fastest Section	Distance Travelled [m]							
1	11 HOLY CROWN Adrian Layt	13	66.8 1200m	0:07.79 Overall	1:16.87 [1] (0:07.79)	1:09.08 [2] (0:11.16)	0:57.92 [4] (0:11.11)	0:46.81 [3] (0:11.64)	0:35.17 [4] (0:11.73)	0:23.44 [4] (0:11.39)	0:35.17	
2	3 FORTRESS AUSTRALIA Ashley Butler	10	68.0 1200m	0:07.68 Overall	1:16.90 [2] (0:07.68)	1:09.22 [1] (0:11.04)	0:58.18 [1] (0:11.07)	0:47.11 [1] (0:11.61)	0:35.50 [1] (0:11.65)	0:23.85 [1] (0:11.51)	0:35.50	-4
3	9 ROTHFURY Warwick Satherley	1	65.9 1000m	0:08.09 Overall	1:17.27 [3] (0:08.09)	1:09.18 [11] (0:11.31)	0:57.87 [10] (0:11.12)	0:46.75 [8] (0:11.63)	0:35.12 [9] (0:11.71)	0:23.41 [9] (0:11.63)	0:35.12	+1
4	10 D'ESPRIT Georgina Cartwright	4	65.9 1000m	0:07.85 Overall	1:17.32 [4] (0:07.85)	1:09.47 [4] (0:11.24)	0:58.23 [5] (0:11.23)	0:47.00 [6] (0:11.54)	0:35.46 [6] (0:11.77)	0:23.69 [6] (0:11.65)	0:35.46	+3
5	14 ELECTRIC BRAE Justin Stanley	6	65.4 1200m	0:07.94 Overall	1:17.39 [5] (0:07.94)	1:09.45 [5] (0:11.29)	0:58.16 [8] (0:11.36)	0:46.80 [10] (0:11.49)	0:35.31 [8] (0:11.69)	0:23.62 [8] (0:11.61)	0:35.31	+8
6	12 ME TIME Ryan Wiggins	9	65.6 1200m	0:08.03 Overall	1:17.61 [6] (0:08.03)	1:09.58 [8] (0:11.41)	0:58.17 [11] (0:11.32)	0:46.85 [12] (0:11.71)	0:35.14 [12] (0:11.66)	0:23.48 [13] (0:11.65)	0:35.14	+4
7	8 SILVER HAMMER Tahlia Fenlon	14	67.6 1000m	0:08.06 Overall	1:17.63 [7] (0:08.06)	1:09.57 [10] (0:11.05)	0:58.52 [7] (0:11.12)	0:47.40 [5] (0:11.42)	0:35.98 [3] (0:11.51)	0:24.47 [2] (0:11.71)	0:35.98	+6
8	13 NOT A GURU Nathan Thomas	7	66.8 1200m	0:08.34 Overall	1:17.66 [8] (0:08.34)	1:09.32 [13] (0:11.17)	0:58.15 [12] (0:11.23)	0:46.92 [11] (0:11.66)	0:35.26 [11] (0:11.53)	0:23.73 [10] (0:11.70)	0:35.26	-3
9	7 ROC DE RUSSIAN Nikki Olzard	5	65.6 1200m	0:07.98 Overall	1:17.73 [9] (0:07.98)	1:09.75 [7] (0:11.32)	0:58.43 [9] (0:11.28)	0:47.15 [9] (0:11.67)	0:35.48 [10] (0:11.74)	0:23.74 [11] (0:11.59)	0:35.48	+3
10	6 PLATINUM FIELD Pietro Romeo	2	66.8 1200m	0:08.05 Overall	1:17.83 [10] (0:08.05)	1:09.78 [9] (0:11.06)	0:58.72 [6] (0:11.26)	0:47.46 [7] (0:11.61)	0:35.85 [7] (0:11.67)	0:24.18 [7] (0:11.80)	0:35.85	-4

Scratched: Masonry Man (#5), Divine Hunter (#16), Imperium (#17)

# Mackay QLD Professional

## Race 7: LADBROKES RACING CLUB Class 1 Plate - 1300m



MACKAY TURF CLUB  
Ooralea Racecourse

03 January 2025 - 16:39

Track Rating: Soft 5, Weather: Overcast, Rail Position: True

Section		Overall	1200m	1000m	800m	600m	400m	Last 600m				
Field Times		1:16.87 (0:07.68)	1:09.19 (0:11.04)	0:58.15 (0:11.07)	0:47.08 (0:11.61)	0:35.47 (0:11.65)	0:23.82 (0:11.51)	0:35.47				
Rank	TAB Horse/Jockey	Barrier	Top Speed [km/h]	Fastest Section	Distance Travelled [m]							
11	15 CANNON HILL Wanderson D'Avila	11	64.9 1000m	0:08.28 Overall	1:17.87 [11] (0:08.28)	1:09.59 [12] (0:11.39)	0:58.20 [13] (0:11.38)	0:46.82 [13] (0:11.57)	0:35.25 [13] (0:11.41)	0:23.84 [12] (0:11.61)	0:35.25	+5
12	4 MAKE IT FLASHY Chloe Lowe	8	65.2 1200m	0:08.43 Overall	1:18.20 [12] (0:08.43)	1:09.77 [14] (0:11.32)	0:58.45 [14] (0:11.49)	0:46.96 [14] (0:11.58)	0:35.38 [14] (0:11.46)	0:23.92 [14] (0:11.52)	0:35.38	-11
13	2 COPPABELLA ROAD Jackson Murphy	3	67.5 1200m	0:07.81 Overall	1:18.98 [13] (0:07.81)	1:11.17 [3] (0:11.09)	1:00.08 [3] (0:11.18)	0:48.90 [4] (0:11.65)	0:37.25 [5] (0:11.82)	0:25.43 [5] (0:12.30)	0:37.25	-4
14	1 CONVERTOR Aidan Holt	12	68.1 1200m	0:07.94 Overall	1:19.05 [14] (0:07.94)	1:11.11 [6] (0:10.86)	1:00.25 [2] (0:11.20)	0:49.05 [2] (0:11.54)	0:37.51 [2] (0:11.76)	0:25.75 [3] (0:12.47)	0:37.51	-3

Scratched: Masonry Man (#5), Divine Hunter (#16), Imperium (#17)



# Mackay QLD Professional

## Race 7: LADBROKES RACING CLUB Class 1 Plate - 1300m



MACKAY TURF CLUB  
Ooralea Racecourse

03 January 2025 - 16:39

Track Rating: Soft 5, Weather: Overcast, Rail Position: True

Section				200m				Last 600m	
Field Times				0:12.31 (0:12.31)				0:35.47	
Rank	TAB	Horse/Jockey	Barrier	Top Speed [km/h]	Fastest Section	Margin			Distance Travelled [m]
1	11	<b>HOLY CROWN</b> Adrian Layt	13	66.8 1200m	0:07.79 Overall	0:12.05 [2] (0:12.05)	1:16.87		0:35.17
2	3	<b>FORTRESS AUSTRALIA</b> Ashley Butler	10	68.0 1200m	0:07.68 Overall	0:12.34 [1] (0:12.34)	0.2L		0:35.50 -4
3	9	<b>ROTHFURY</b> Warwick Satherley	1	65.9 1000m	0:08.09 Overall	0:11.78 [7] (0:11.78)	2.39L		0:35.12 +1
4	10	<b>D'ESPRIT</b> Georgina Cartwright	4	65.9 1000m	0:07.85 Overall	0:12.04 [4] (0:12.04)	2.68L		0:35.46 +3
5	14	<b>ELECTRIC BRAE</b> Justin Stanley	6	65.4 1200m	0:07.94 Overall	0:12.01 [5] (0:12.01)	3.06L		0:35.31 +8
6	12	<b>ME TIME</b> Ryan Wiggins	9	65.6 1200m	0:08.03 Overall	0:11.83 [12] (0:11.83)	4.4L		0:35.14 +4
7	8	<b>SILVER HAMMER</b> Tahlia Fenlon	14	67.6 1000m	0:08.06 Overall	0:12.76 [3] (0:12.76)	4.52L		0:35.98 +6
8	13	<b>NOT A GURU</b> Nathan Thomas	7	66.8 1200m	0:08.34 Overall	0:12.03 [9] (0:12.03)	4.65L		0:35.26 -3
9	7	<b>ROC DE RUSSIAN</b> Nikki Olzard	5	65.6 1200m	0:07.98 Overall	0:12.15 [8] (0:12.15)	5.1L		0:35.48 +3
10	6	<b>PLATINUM FIELD</b> Pietro Romeo	2	66.8 1200m	0:08.05 Overall	0:12.38 [6] (0:12.38)	5.66L		0:35.85 -4

Scratched: Masonry Man (#5), Divine Hunter (#16), Imperium (#17)

[ ] Ranking at each section and finish  
-:--:- No data available at this section  
NA No data available

SCN Saddle cloth number  
DNF Did not finish  
DNT Did not track





# Mackay QLD Professional

## Race 7: LADBROKES RACING CLUB Class 1 Plate - 1300m

03 January 2025 - 16:39



MACKAY TURF CLUB  
Ooralea Racecourse

Track Rating: Soft 5, Weather: Overcast, Rail Position: True

Section							200m			Last 600m
Field Times							0:12.31 (0:12.31)			0:35.47
Rank	TAB	Horse/Jockey	Barrier	Top Speed [km/h]	Fastest Section	Margin			Distance Travelled [m]	
11	15	<b>CANNON HILL</b> Wanderson D'Avila	11	64.9 1000m	0:08.28 Overall	0:12.23 [10] (0:12.23)	5.92L		0:35.25	+5
12	4	<b>MAKE IT FLASHY</b> Chloe Lowe	8	65.2 1200m	0:08.43 Overall	0:12.40 [13] (0:12.40)	7.83L		0:35.38	-11
13	2	<b>COPPABELLA ROAD</b> Jackson Murphy	3	67.5 1200m	0:07.81 Overall	0:13.13 [14] (0:13.13)	12.43L		0:37.25	-4
14	1	<b>CONVERTOR</b> Aidan Holt	12	68.1 1200m	0:07.94 Overall	0:13.28 [11] (0:13.28)	12.85L		0:37.51	-3

Scratched: Masonry Man (#5), Divine Hunter (#16), Imperium (#17)

[ ] Ranking at each section and finish  
 -:-:-:- No data available at this section  
 NA No data available

SCN Saddle cloth number  
 DNF Did not finish  
 DNT Did not track



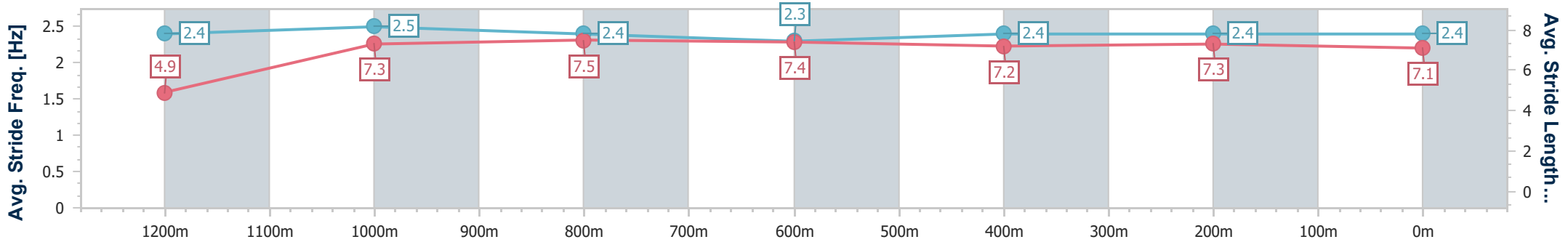
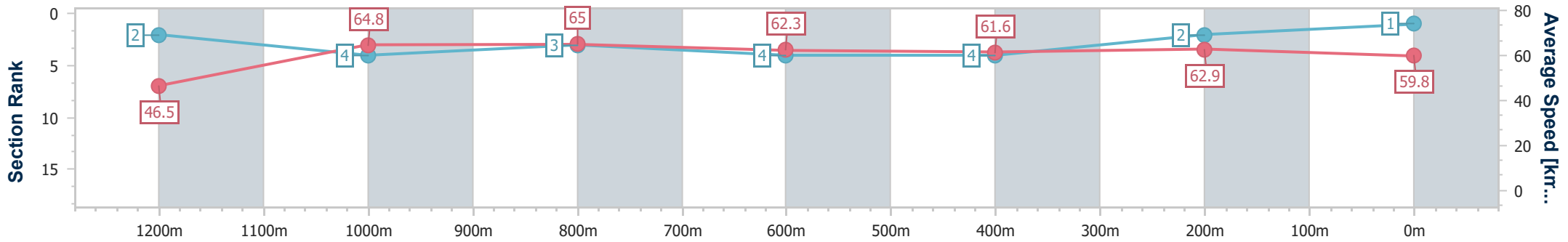
Horse/Jockey Name	Holy Crown
Final Rank	1
Fastest Section Time (Section)	0:07.79 (Overall)
Top Speed [km/h] (Section)	66.8 (1200m)
Race State	Finished



Mackay QLD Professional  
 Race 7: LADBROKES RACING CLUB Class 1 Plate - 1300m  
 03 January 2025 - 16:39  
 Track Rating: Soft 5, Weather: Overcast, Rail Position: True



Section	Overall	1200m	1000m	800m	600m	400m	200m
Section Times	1:16.87 [1] (0:07.79)	1:09.08 [2] (0:11.16)	0:57.92 [4] (0:11.11)	0:46.81 [3] (0:11.64)	0:35.17 [4] (0:11.73)	0:23.44 [4] (0:11.39)	0:12.05 [2] (0:12.05)
Average Speed [km/h]	46.5	64.8	65.0	62.3	61.6	62.9	59.8
Top Speed [km/h]	63.5	66.8	66.5	63.0	62.9	63.7	63.0
Avg. Dist. to Rail [m]	14.0	4.1	1.5	1.5	0.4	1.8	2.6
Avg. Stride Freq. [Hz]	2.4	2.5	2.4	2.3	2.4	2.4	2.4
Avg. Stride Length [m]	4.9	7.3	7.5	7.4	7.2	7.3	7.1



- [ ] Ranking at each section and finish
- .-.- No data available at this section
- NA No data available



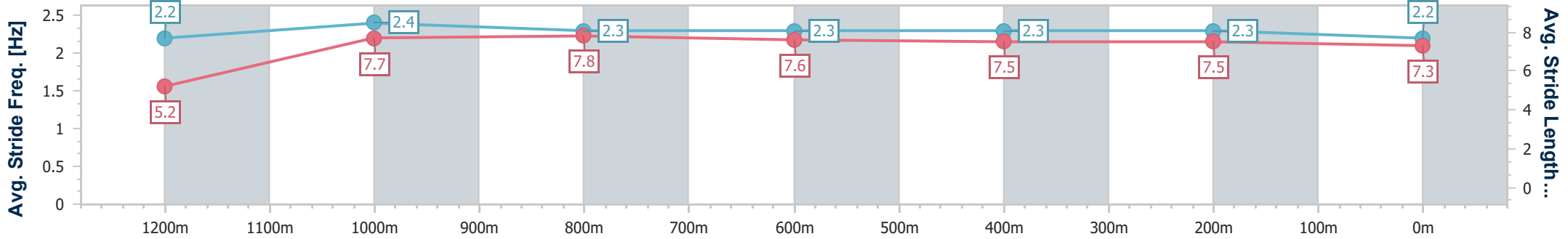
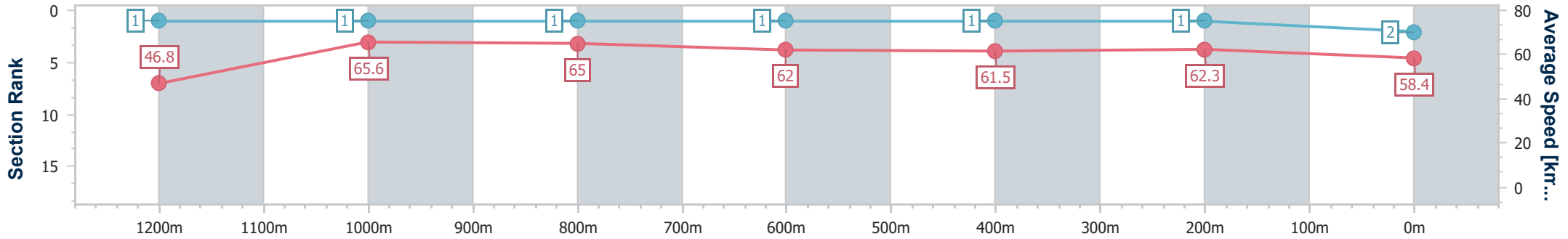
Horse/Jockey Name	Fortress Australia
Final Rank	2
Fastest Section Time (Section)	0:07.68 (Overall)
Top Speed [km/h] (Section)	68.0 (1200m)
Race State	Finished



Mackay QLD Professional  
 Race 7: LADBROKES RACING CLUB Class 1 Plate - 1300m  
 03 January 2025 - 16:39  
 Track Rating: Soft 5, Weather: Overcast, Rail Position: True



Section	Overall	1200m	1000m	800m	600m	400m	200m
Section Times	1:16.90 [2] (0:07.68)	1:09.22 [1] (0:11.04)	0:58.18 [1] (0:11.07)	0:47.11 [1] (0:11.61)	0:35.50 [1] (0:11.65)	0:23.85 [1] (0:11.51)	0:12.34 [1] (0:12.34)
Average Speed [km/h]	46.8	65.6	65.0	62.0	61.5	62.3	58.4
Top Speed [km/h]	61.9	68.0	67.3	63.4	62.6	63.4	61.5
Avg. Dist. to Rail [m]	11.7	3.6	0.6	0.4	0.6	0.8	1.1
Avg. Stride Freq. [Hz]	2.2	2.4	2.3	2.3	2.3	2.3	2.2
Avg. Stride Length [m]	5.2	7.7	7.8	7.6	7.5	7.5	7.3



- [ ] Ranking at each section and finish
- .-.- No data available at this section
- NA No data available



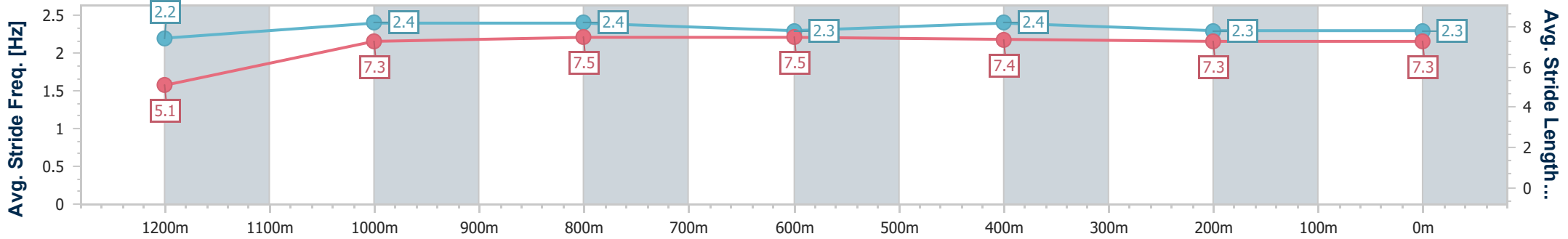
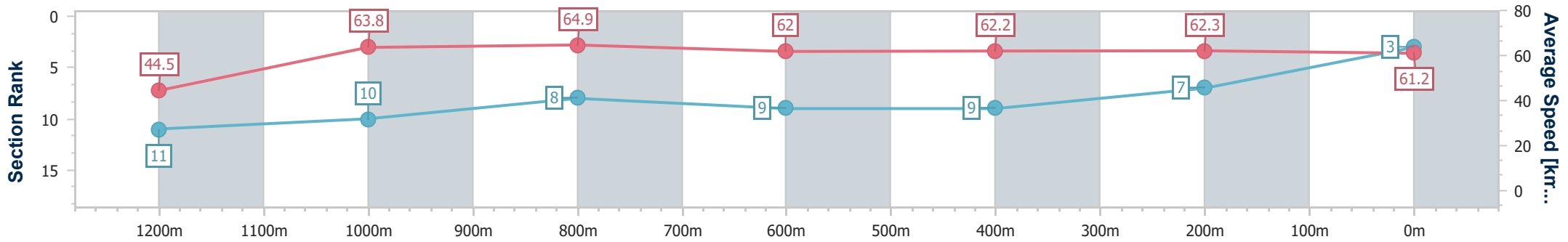
Horse/Jockey Name	Rothfury
Final Rank	3
Fastest Section Time (Section)	0:08.09 (Overall)
Top Speed [km/h] (Section)	65.9 (1000m)
Race State	Finished



Mackay QLD Professional  
 Race 7: LADBROKES RACING CLUB Class 1 Plate - 1300m  
 03 January 2025 - 16:39  
 Track Rating: Soft 5, Weather: Overcast, Rail Position: True



Section	Overall	1200m	1000m	800m	600m	400m	200m
Section Times	1:17.27 [3] (0:08.09)	1:09.18 [11] (0:11.31)	0:57.87 [10] (0:11.12)	0:46.75 [8] (0:11.63)	0:35.12 [9] (0:11.71)	0:23.41 [9] (0:11.63)	0:11.78 [7] (0:11.78)
Average Speed [km/h]	44.5	63.8	64.9	62.0	62.2	62.3	61.2
Top Speed [km/h]	60.9	65.8	65.9	62.8	62.8	63.3	63.3
Avg. Dist. to Rail [m]	4.1	1.5	1.0	0.9	1.3	4.1	4.0
Avg. Stride Freq. [Hz]	2.2	2.4	2.4	2.3	2.4	2.3	2.3
Avg. Stride Length [m]	5.1	7.3	7.5	7.5	7.4	7.3	7.3



- [ ] Ranking at each section and finish
- .-.- No data available at this section
- NA No data available



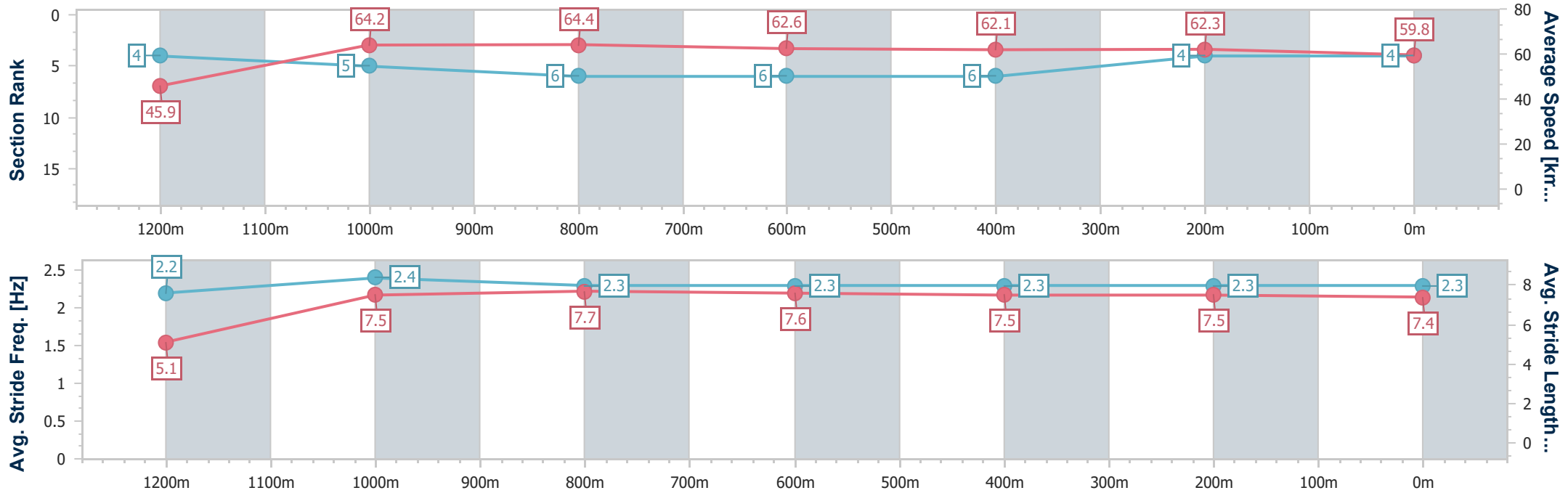
Horse/Jockey Name	D'esprit
Final Rank	4
Fastest Section Time (Section)	0:07.85 (Overall)
Top Speed [km/h] (Section)	65.9 (1000m)
Race State	Finished



Mackay QLD Professional  
 Race 7: LADBROKES RACING CLUB Class 1 Plate - 1300m  
 03 January 2025 - 16:39  
 Track Rating: Soft 5, Weather: Overcast, Rail Position: True



Section	Overall	1200m	1000m	800m	600m	400m	200m
Section Times	1:17.32 [4] (0:07.85)	1:09.47 [4] (0:11.24)	0:58.23 [5] (0:11.23)	0:47.00 [6] (0:11.54)	0:35.46 [6] (0:11.77)	0:23.69 [6] (0:11.65)	0:12.04 [4] (0:12.04)
Average Speed [km/h]	45.9	64.2	64.4	62.6	62.1	62.3	59.8
Top Speed [km/h]	60.8	65.6	65.9	63.7	63.2	63.7	62.3
Avg. Dist. to Rail [m]	7.2	2.7	1.1	1.0	2.1	4.8	5.4
Avg. Stride Freq. [Hz]	2.2	2.4	2.3	2.3	2.3	2.3	2.3
Avg. Stride Length [m]	5.1	7.5	7.7	7.6	7.5	7.5	7.4



- [ ] Ranking at each section and finish
- .-.- No data available at this section
- NA No data available



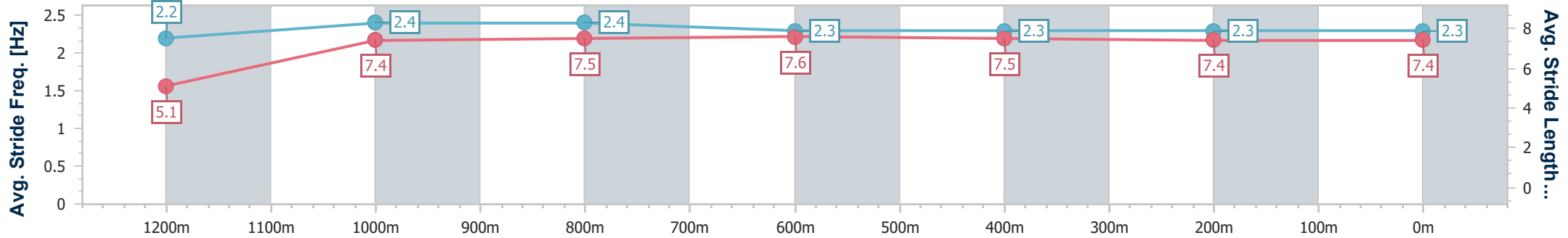
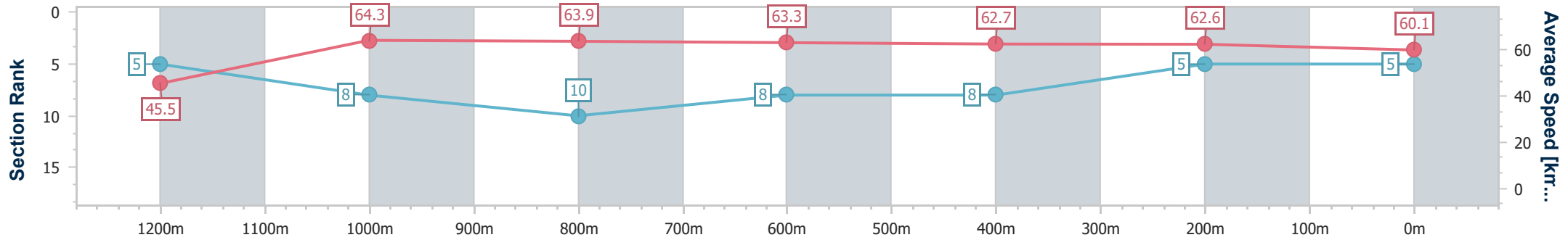
Horse/Jockey Name	Electric Brae
Final Rank	5
Fastest Section Time (Section)	0:07.94 (Overall)
Top Speed [km/h] (Section)	65.4 (1200m)
Race State	Finished



Mackay QLD Professional  
 Race 7: LADBROKES RACING CLUB Class 1 Plate - 1300m  
 03 January 2025 - 16:39  
 Track Rating: Soft 5, Weather: Overcast, Rail Position: True



Section	Overall	1200m	1000m	800m	600m	400m	200m
Section Times	1:17.39 [5] (0:07.94)	1:09.45 [5] (0:11.29)	0:58.16 [8] (0:11.36)	0:46.80 [10] (0:11.49)	0:35.31 [8] (0:11.69)	0:23.62 [8] (0:11.61)	0:12.01 [5] (0:12.01)
Average Speed [km/h]	45.5	64.3	63.9	63.3	62.7	62.6	60.1
Top Speed [km/h]	62.7	65.4	64.9	64.4	63.2	63.8	62.4
Avg. Dist. to Rail [m]	10.7	5.3	3.0	3.6	2.4	5.8	7.3
Avg. Stride Freq. [Hz]	2.2	2.4	2.4	2.3	2.3	2.3	2.3
Avg. Stride Length [m]	5.1	7.4	7.5	7.6	7.5	7.4	7.4



- [ ] Ranking at each section and finish
- .-.- No data available at this section
- NA No data available



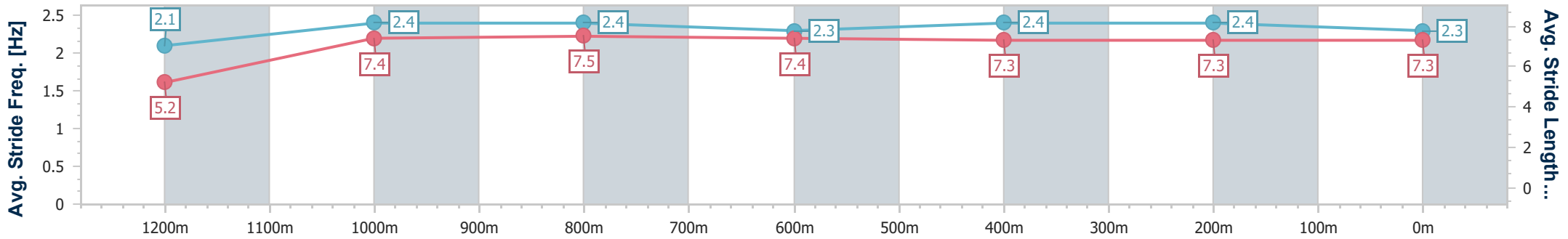
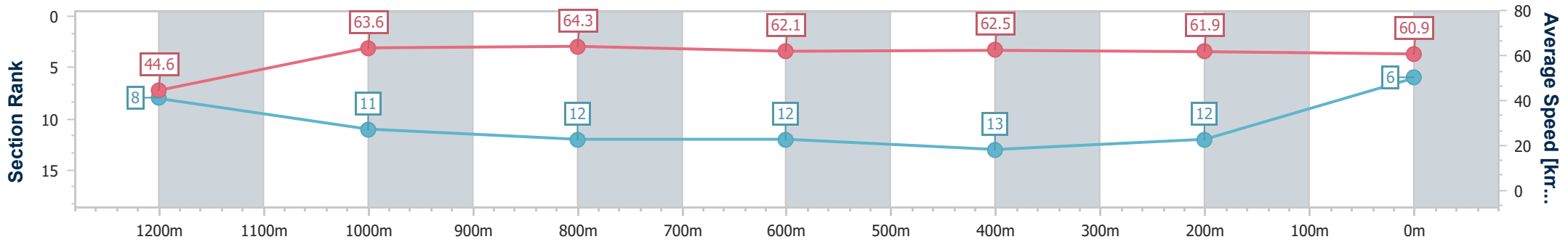
Horse/Jockey Name	Me Time
Final Rank	6
Fastest Section Time (Section)	0:08.03 (Overall)
Top Speed [km/h] (Section)	65.6 (1200m)
Race State	Finished



Mackay QLD Professional  
 Race 7: LADBROKES RACING CLUB Class 1 Plate - 1300m  
 03 January 2025 - 16:39  
 Track Rating: Soft 5, Weather: Overcast, Rail Position: True



Section	Overall	1200m	1000m	800m	600m	400m	200m
Section Times	1:17.61 [6] (0:08.03)	1:09.58 [8] (0:11.41)	0:58.17 [11] (0:11.32)	0:46.85 [12] (0:11.71)	0:35.14 [12] (0:11.66)	0:23.48 [13] (0:11.65)	0:11.83 [12] (0:11.83)
Average Speed [km/h]	44.6	63.6	64.3	62.1	62.5	61.9	60.9
Top Speed [km/h]	61.2	65.6	65.6	63.9	64.4	63.5	62.7
Avg. Dist. to Rail [m]	10.4	4.7	2.6	2.9	1.6	3.0	5.5
Avg. Stride Freq. [Hz]	2.1	2.4	2.4	2.3	2.4	2.4	2.3
Avg. Stride Length [m]	5.2	7.4	7.5	7.4	7.3	7.3	7.3



- [ ] Ranking at each section and finish
- .-.- No data available at this section
- NA No data available



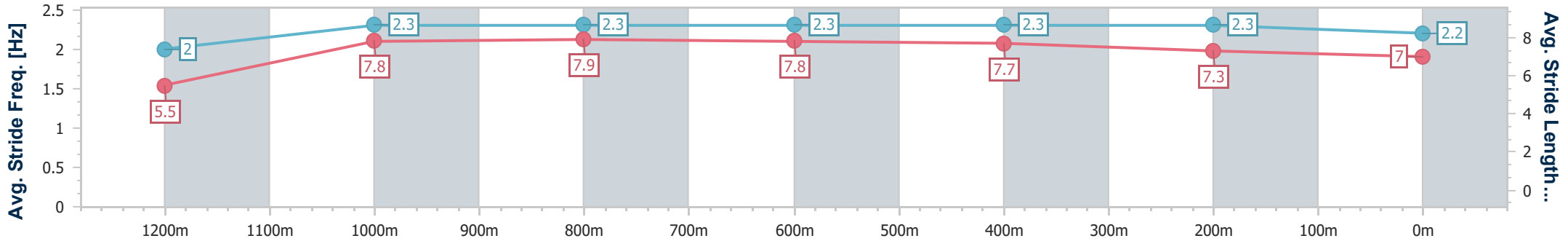
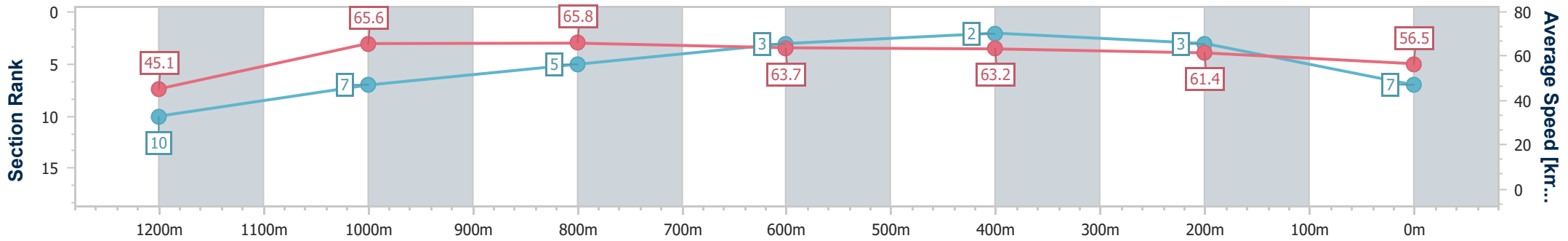
Horse/Jockey Name	Silver Hammer
Final Rank	7
Fastest Section Time (Section)	0:08.06 (Overall)
Top Speed [km/h] (Section)	67.6 (1000m)
Race State	Finished



Mackay QLD Professional  
 Race 7: LADBROKES RACING CLUB Class 1 Plate - 1300m  
 03 January 2025 - 16:39  
 Track Rating: Soft 5, Weather: Overcast, Rail Position: True



Section	Overall	1200m	1000m	800m	600m	400m	200m
Section Times	1:17.63 [7] (0:08.06)	1:09.57 [10] (0:11.05)	0:58.52 [7] (0:11.12)	0:47.40 [5] (0:11.42)	0:35.98 [3] (0:11.51)	0:24.47 [2] (0:11.71)	0:12.76 [3] (0:12.76)
Average Speed [km/h]	45.1	65.6	65.8	63.7	63.2	61.4	56.5
Top Speed [km/h]	61.8	67.3	67.6	64.9	64.3	63.2	59.8
Avg. Dist. to Rail [m]	14.9	6.0	4.5	4.7	1.2	2.0	2.2
Avg. Stride Freq. [Hz]	2.0	2.3	2.3	2.3	2.3	2.3	2.2
Avg. Stride Length [m]	5.5	7.8	7.9	7.8	7.7	7.3	7.0



- [ ] Ranking at each section and finish
- .-.- No data available at this section
- NA No data available





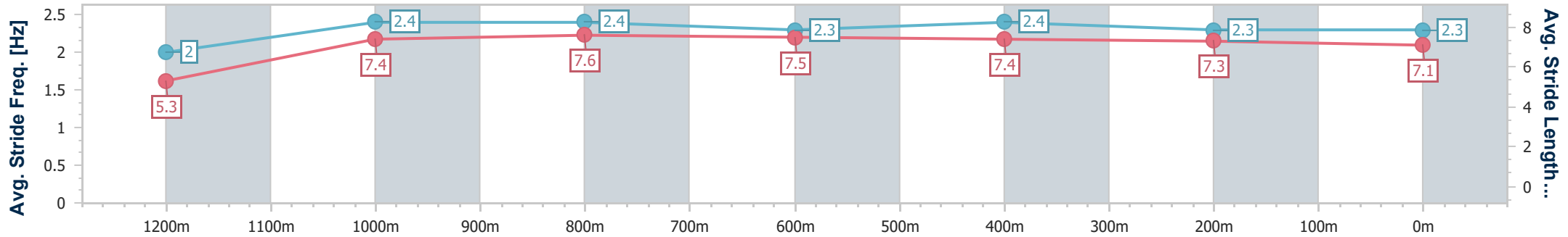
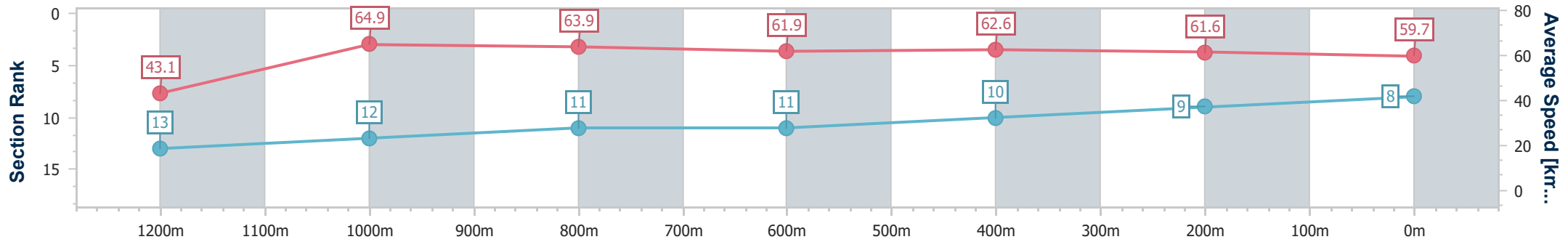
Horse/Jockey Name	Not A Guru
Final Rank	8
Fastest Section Time (Section)	0:08.34 (Overall)
Top Speed [km/h] (Section)	66.8 (1200m)
Race State	Finished



Mackay QLD Professional  
 Race 7: LADBROKES RACING CLUB Class 1 Plate - 1300m  
 03 January 2025 - 16:39  
 Track Rating: Soft 5, Weather: Overcast, Rail Position: True



Section	Overall	1200m	1000m	800m	600m	400m	200m
Section Times	1:17.66 [8] (0:08.34)	1:09.32 [13] (0:11.17)	0:58.15 [12] (0:11.23)	0:46.92 [11] (0:11.66)	0:35.26 [11] (0:11.53)	0:23.73 [10] (0:11.70)	0:12.03 [9] (0:12.03)
Average Speed [km/h]	43.1	64.9	63.9	61.9	62.6	61.6	59.7
Top Speed [km/h]	61.6	66.8	65.9	63.8	63.9	63.4	62.0
Avg. Dist. to Rail [m]	7.6	1.6	0.4	0.7	0.4	1.8	1.0
Avg. Stride Freq. [Hz]	2.0	2.4	2.4	2.3	2.4	2.3	2.3
Avg. Stride Length [m]	5.3	7.4	7.6	7.5	7.4	7.3	7.1



- [ ] Ranking at each section and finish
- .-.- No data available at this section
- NA No data available



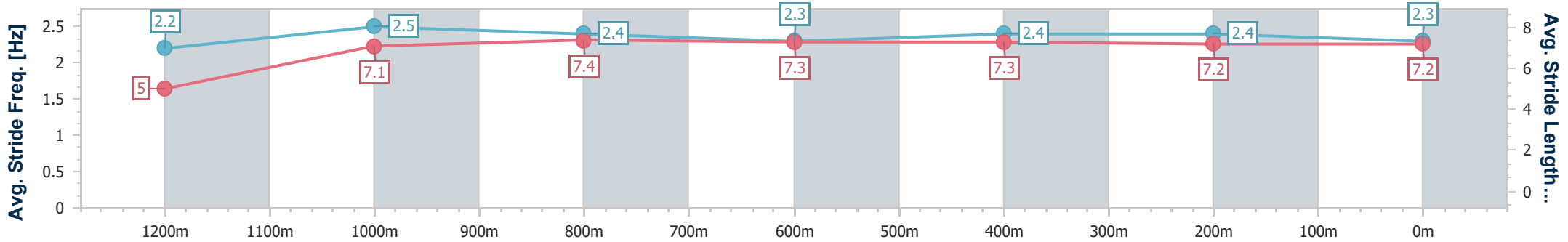
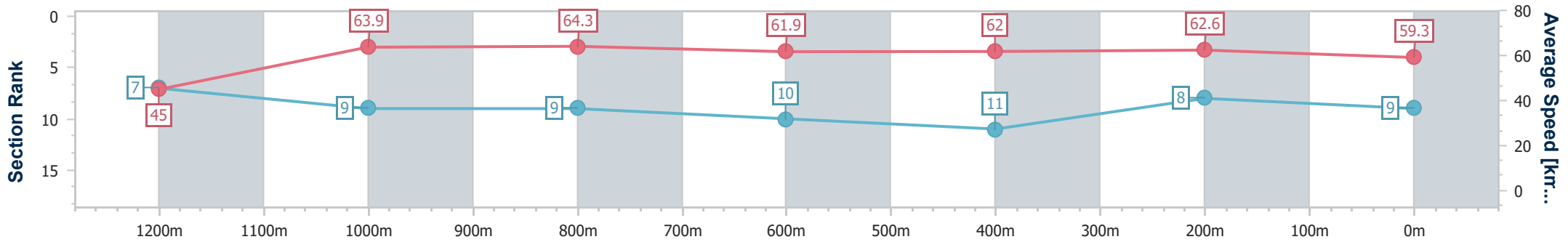
Horse/Jockey Name	Roc De Russian
Final Rank	9
Fastest Section Time (Section)	0:07.98 (Overall)
Top Speed [km/h] (Section)	65.6 (1200m)
Race State	Finished



Mackay QLD Professional  
 Race 7: LADBROKES RACING CLUB Class 1 Plate - 1300m  
 03 January 2025 - 16:39  
 Track Rating: Soft 5, Weather: Overcast, Rail Position: True



Section	Overall	1200m	1000m	800m	600m	400m	200m
Section Times	1:17.73 [9] (0:07.98)	1:09.75 [7] (0:11.32)	0:58.43 [9] (0:11.28)	0:47.15 [9] (0:11.67)	0:35.48 [10] (0:11.74)	0:23.74 [11] (0:11.59)	0:12.15 [8] (0:12.15)
Average Speed [km/h]	45.0	63.9	64.3	61.9	62.0	62.6	59.3
Top Speed [km/h]	61.2	65.6	65.5	64.0	63.8	63.6	61.8
Avg. Dist. to Rail [m]	8.2	2.9	1.1	1.5	1.9	5.4	6.8
Avg. Stride Freq. [Hz]	2.2	2.5	2.4	2.3	2.4	2.4	2.3
Avg. Stride Length [m]	5.0	7.1	7.4	7.3	7.3	7.2	7.2



- [ ] Ranking at each section and finish
- .-.- No data available at this section
- NA No data available



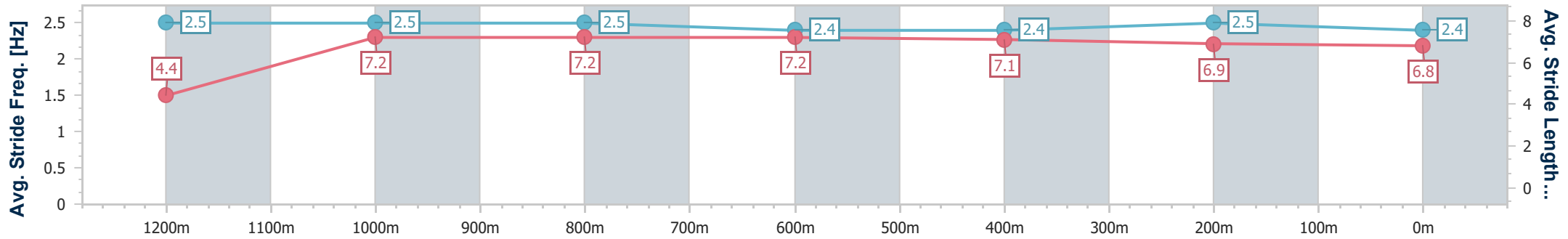
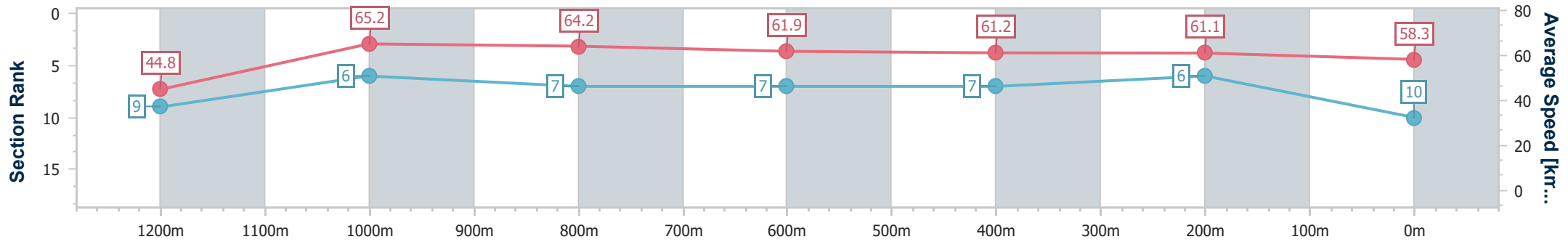
Horse/Jockey Name	Platinum Field
Final Rank	10
Fastest Section Time (Section)	0:08.05 (Overall)
Top Speed [km/h] (Section)	66.8 (1200m)
Race State	Finished



Mackay QLD Professional  
 Race 7: LADBROKES RACING CLUB Class 1 Plate - 1300m  
 03 January 2025 - 16:39  
 Track Rating: Soft 5, Weather: Overcast, Rail Position: True



Section	Overall	1200m	1000m	800m	600m	400m	200m
Section Times	1:17.83 [10] (0:08.05)	1:09.78 [9] (0:11.06)	0:58.72 [6] (0:11.26)	0:47.46 [7] (0:11.61)	0:35.85 [7] (0:11.67)	0:24.18 [7] (0:11.80)	0:12.38 [6] (0:12.38)
Average Speed [km/h]	44.8	65.2	64.2	61.9	61.2	61.1	58.3
Top Speed [km/h]	64.0	66.8	66.8	62.9	62.1	61.6	61.5
Avg. Dist. to Rail [m]	4.9	1.1	0.4	0.7	0.8	3.8	4.3
Avg. Stride Freq. [Hz]	2.5	2.5	2.5	2.4	2.4	2.5	2.4
Avg. Stride Length [m]	4.4	7.2	7.2	7.2	7.1	6.9	6.8



- [ ] Ranking at each section and finish
- .-.- No data available at this section
- NA No data available



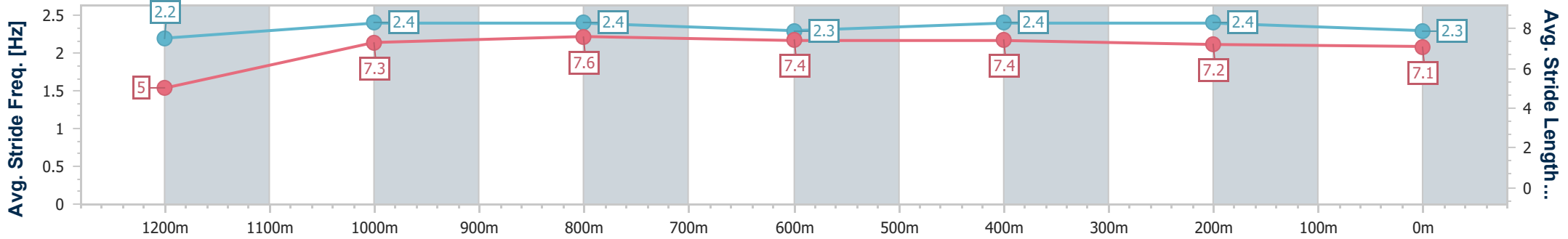
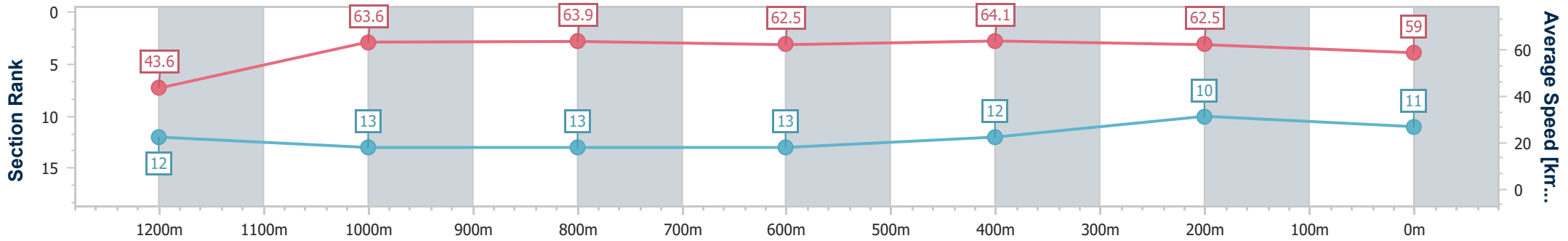
Horse/Jockey Name	Cannon Hill
Final Rank	11
Fastest Section Time (Section)	0:08.28 (Overall)
Top Speed [km/h] (Section)	64.9 (1000m)
Race State	Finished



Mackay QLD Professional  
 Race 7: LADBROKES RACING CLUB Class 1 Plate - 1300m  
 03 January 2025 - 16:39  
 Track Rating: Soft 5, Weather: Overcast, Rail Position: True



Section	Overall	1200m	1000m	800m	600m	400m	200m
Section Times	1:17.87 [11] (0:08.28)	1:09.59 [12] (0:11.39)	0:58.20 [13] (0:11.38)	0:46.82 [13] (0:11.57)	0:35.25 [13] (0:11.41)	0:23.84 [12] (0:11.61)	0:12.23 [10] (0:12.23)
Average Speed [km/h]	43.6	63.6	63.9	62.5	64.1	62.5	59.0
Top Speed [km/h]	60.6	64.9	64.9	63.3	64.6	63.8	62.3
Avg. Dist. to Rail [m]	11.5	4.1	2.9	2.6	1.8	6.5	8.5
Avg. Stride Freq. [Hz]	2.2	2.4	2.4	2.3	2.4	2.4	2.3
Avg. Stride Length [m]	5.0	7.3	7.6	7.4	7.4	7.2	7.1



- [ ] Ranking at each section and finish
- .-.- No data available at this section
- NA No data available



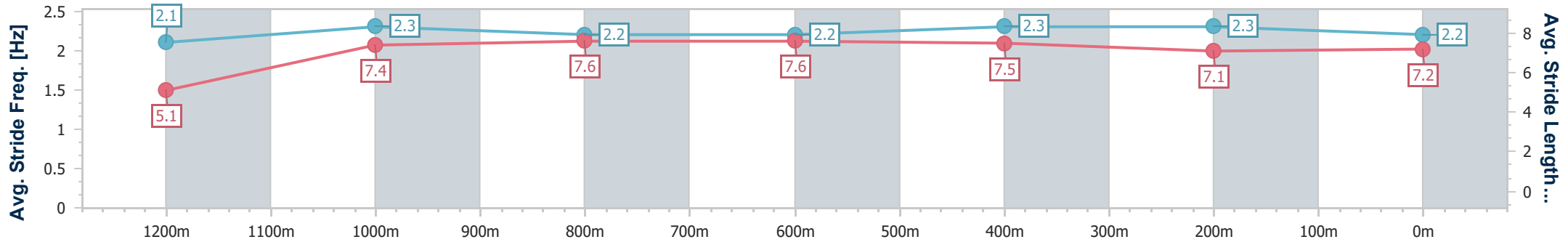
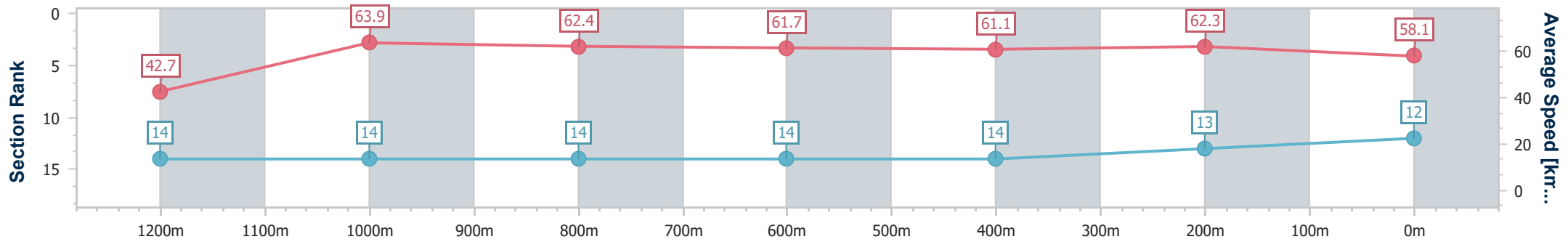
Horse/Jockey Name	Make It Flashy
Final Rank	12
Fastest Section Time (Section)	0:08.43 (Overall)
Top Speed [km/h] (Section)	65.2 (1200m)
Race State	Finished



Mackay QLD Professional  
 Race 7: LADBROKES RACING CLUB Class 1 Plate - 1300m  
 03 January 2025 - 16:39  
 Track Rating: Soft 5, Weather: Overcast, Rail Position: True



Section	Overall	1200m	1000m	800m	600m	400m	200m
Section Times	1:18.20 [12] (0:08.43)	1:09.77 [14] (0:11.32)	0:58.45 [14] (0:11.49)	0:46.96 [14] (0:11.58)	0:35.38 [14] (0:11.46)	0:23.92 [14] (0:11.52)	0:12.40 [13] (0:12.40)
Average Speed [km/h]	42.7	63.9	62.4	61.7	61.1	62.3	58.1
Top Speed [km/h]	60.8	65.2	63.8	62.6	62.3	63.0	60.8
Avg. Dist. to Rail [m]	9.4	2.9	1.2	2.7	3.3	1.2	2.0
Avg. Stride Freq. [Hz]	2.1	2.3	2.2	2.2	2.3	2.3	2.2
Avg. Stride Length [m]	5.1	7.4	7.6	7.6	7.5	7.1	7.2



- [ ] Ranking at each section and finish
- .-.- No data available at this section
- NA No data available



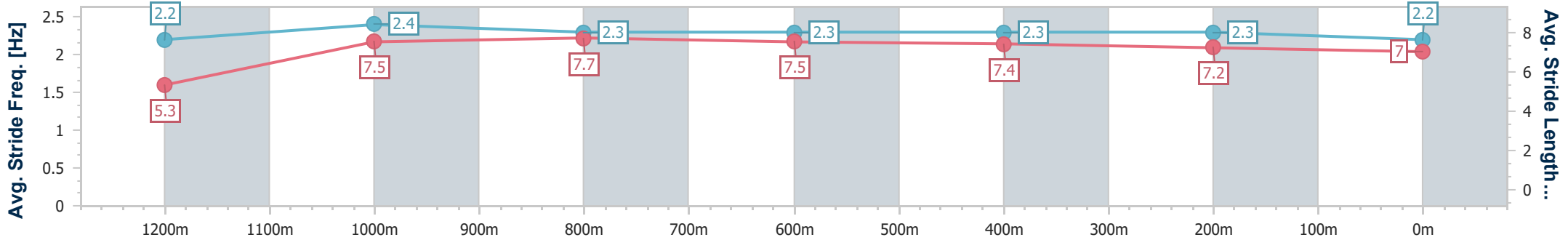
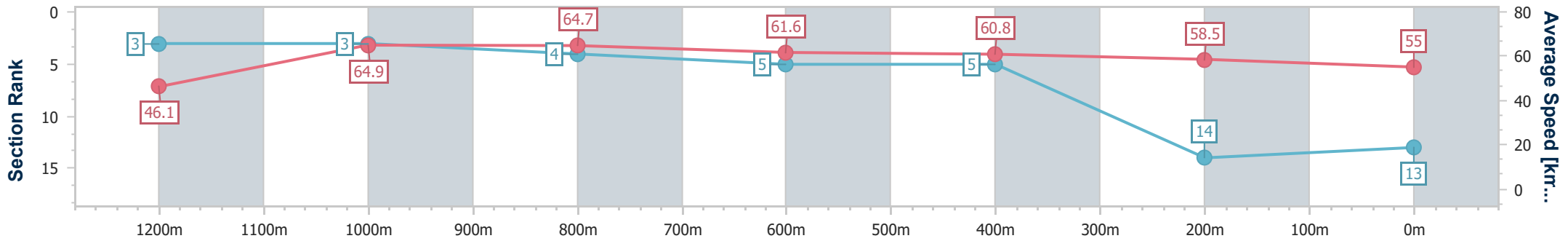
Horse/Jockey Name	Coppabella Road
Final Rank	13
Fastest Section Time (Section)	0:07.81 (Overall)
Top Speed [km/h] (Section)	67.5 (1200m)
Race State	Finished



Mackay QLD Professional  
 Race 7: LADBROKES RACING CLUB Class 1 Plate - 1300m  
 03 January 2025 - 16:39  
 Track Rating: Soft 5, Weather: Overcast, Rail Position: True



Section	Overall	1200m	1000m	800m	600m	400m	200m
Section Times	1:18.98 [13] (0:07.81)	1:11.17 [3] (0:11.09)	1:00.08 [3] (0:11.18)	0:48.90 [4] (0:11.65)	0:37.25 [5] (0:11.82)	0:25.43 [5] (0:12.30)	0:13.13 [14] (0:13.13)
Average Speed [km/h]	46.1	64.9	64.7	61.6	60.8	58.5	55.0
Top Speed [km/h]	62.8	67.5	66.4	62.7	61.8	59.9	58.1
Avg. Dist. to Rail [m]	5.8	1.5	0.6	0.6	0.4	0.5	1.5
Avg. Stride Freq. [Hz]	2.2	2.4	2.3	2.3	2.3	2.3	2.2
Avg. Stride Length [m]	5.3	7.5	7.7	7.5	7.4	7.2	7.0



- [ ] Ranking at each section and finish
- .-.- No data available at this section
- NA No data available



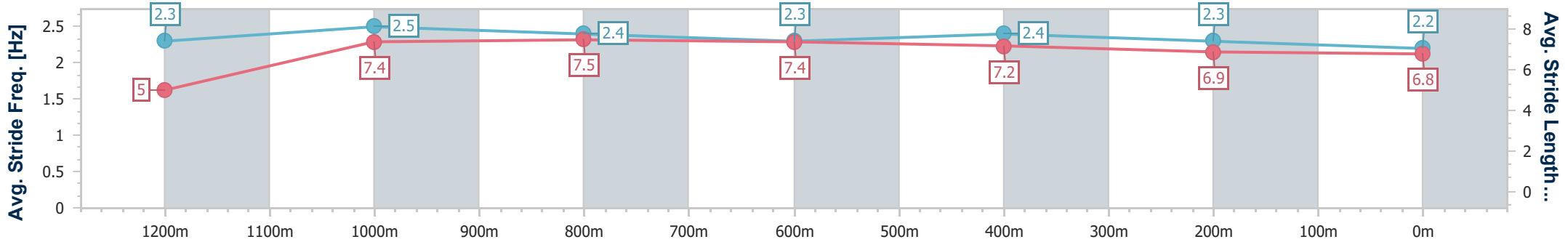
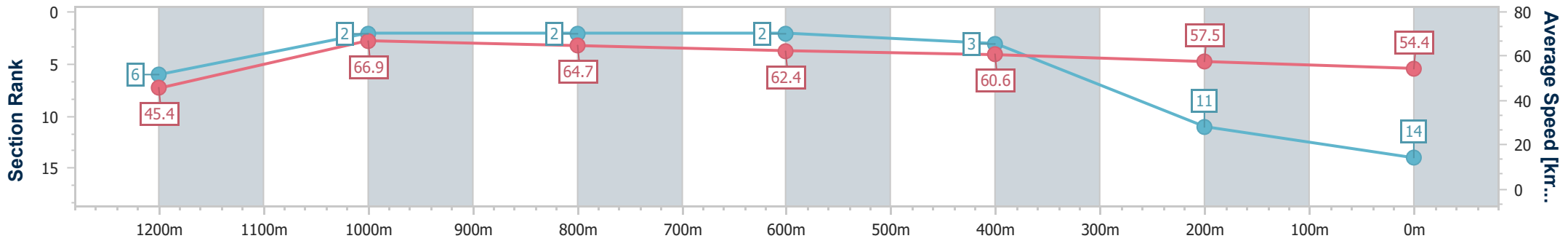
Horse/Jockey Name	Convertor
Final Rank	14
Fastest Section Time (Section)	0:07.94 (Overall)
Top Speed [km/h] (Section)	68.1 (1200m)
Race State	Finished



Mackay QLD Professional  
 Race 7: LADBROKES RACING CLUB Class 1 Plate - 1300m  
 03 January 2025 - 16:39  
 Track Rating: Soft 5, Weather: Overcast, Rail Position: True



Section	Overall	1200m	1000m	800m	600m	400m	200m
Section Times	1:19.05 [14] (0:07.94)	1:11.11 [6] (0:10.86)	1:00.25 [2] (0:11.20)	0:49.05 [2] (0:11.54)	0:37.51 [2] (0:11.76)	0:25.75 [3] (0:12.47)	0:13.28 [11] (0:13.28)
Average Speed [km/h]	45.4	66.9	64.7	62.4	60.6	57.5	54.4
Top Speed [km/h]	63.3	68.1	68.1	63.2	61.4	59.1	57.0
Avg. Dist. to Rail [m]	13.4	5.8	1.4	0.5	1.3	1.0	2.8
Avg. Stride Freq. [Hz]	2.3	2.5	2.4	2.3	2.4	2.3	2.2
Avg. Stride Length [m]	5.0	7.4	7.5	7.4	7.2	6.9	6.8



- [ ] Ranking at each section and finish
- .-.- No data available at this section
- NA No data available



# Mackay QLD Professional

## Race 8: SAFE & HAPPY NEW YEAR FROM MTC OPEN Handicap - 1300m

03 January 2025 - 17:16



MACKAY TURF CLUB  
Ooralea Racecourse

Track Rating: Soft 5, Weather: Overcast, Rail Position: True

Section		Overall	1200m	1000m	800m	600m	400m	Last 600m				
Field Times		1:17.14 (0:08.02)	1:09.12 (0:11.32)	0:57.80 (0:11.25)	0:46.55 (0:11.64)	0:34.91 (0:11.68)	0:23.23 (0:11.43)	0:34.91				
Rank	TAB Horse/Jockey	Barrier	Top Speed [km/h]	Fastest Section	Distance Travelled [m]							
1	4 LETMELETGO McKenzie Apel	10	66.5 1200m	0:08.09 Overall	1:17.14 [1] (0:08.09)	1:09.05 [3] (0:11.32)	0:57.73 [3] (0:11.47)	0:46.26 [3] (0:11.63)	0:34.63 [3] (0:11.46)	0:23.17 [2] (0:11.37)	0:34.63	
2	9 MISS SEATTLE Nathan Thomas	1	64.9 1200m	0:08.12 Overall	1:17.54 [2] (0:08.12)	1:09.42 [5] (0:11.47)	0:57.95 [5] (0:11.49)	0:46.46 [5] (0:11.57)	0:34.89 [5] (0:11.72)	0:23.17 [5] (0:11.49)	0:34.89	-4
3	8 SVINDAL Georgina Cartwright	3	65.1 400m	0:08.02 Overall	1:17.62 [3] (0:08.02)	1:09.60 [1] (0:11.51)	0:58.09 [4] (0:11.53)	0:46.56 [4] (0:11.48)	0:35.08 [4] (0:11.71)	0:23.37 [4] (0:11.50)	0:35.08	-2
4	12 BRASCO Adam Sewell	5	64.5 1000m	0:08.44 Overall	1:17.63 [4] (0:08.44)	1:09.19 [7] (0:11.53)	0:57.66 [7] (0:11.42)	0:46.24 [7] (0:11.61)	0:34.63 [7] (0:11.44)	0:23.19 [6] (0:11.34)	0:34.63	-8
5	6 BRAD Chelsea Jokic	8	65.2 400m	0:08.59 Overall	1:17.76 [5] (0:08.59)	1:09.17 [8] (0:11.51)	0:57.66 [8] (0:11.53)	0:46.13 [8] (0:11.51)	0:34.62 [9] (0:11.40)	0:23.22 [7] (0:11.35)	0:34.62	-2
6	7 THE DRILLER Tahlia Fenlon	9	64.1 1200m	0:08.66 Overall	1:18.15 [6] (0:08.66)	1:09.49 [9] (0:11.66)	0:57.83 [9] (0:11.32)	0:46.51 [9] (0:11.47)	0:35.04 [8] (0:11.53)	0:23.51 [9] (0:11.59)	0:35.04	-4
7	3 STARSONIC Warwick Satherley	6	65.4 1200m	0:08.08 Overall	1:18.43 [7] (0:08.08)	1:10.35 [2] (0:11.32)	0:59.03 [2] (0:11.40)	0:47.63 [2] (0:11.62)	0:36.01 [2] (0:11.61)	0:24.40 [3] (0:11.83)	0:36.01	-8
8	11 SCANTOON Wanderson D'Avila	7	64.5 1200m	0:08.24 Overall	1:19.00 [8] (0:08.24)	1:10.76 [6] (0:11.56)	0:59.20 [6] (0:11.52)	0:47.68 [6] (0:11.61)	0:36.07 [6] (0:11.66)	0:24.41 [8] (0:11.84)	0:36.07	-2
9	10 MOOLOOLABA Jackson Murphy	4	66.3 1200m	0:08.11 Overall	1:19.02 [9] (0:08.11)	1:10.91 [4] (0:11.23)	0:59.68 [1] (0:11.25)	0:48.43 [1] (0:11.64)	0:36.79 [1] (0:11.68)	0:25.11 [1] (0:12.15)	0:36.79	-8

Scratched: In Evidence (#5), Hurtle (#2), Stampe (#1)

[ ] Ranking at each section and finish  
 -:-:- No data available at this section  
 NA No data available

SCN Saddle cloth number  
 DNF Did not finish  
 DNT Did not track





# Mackay QLD Professional

## Race 8: SAFE & HAPPY NEW YEAR FROM MTC OPEN Handicap - 1300m

03 January 2025 - 17:16



MACKAY TURF CLUB  
Ooralea Racecourse

Track Rating: Soft 5, Weather: Overcast, Rail Position: True

Section				200m				Last 600m	
Field Times				0:11.80 (0:11.80)				0:34.91	
Rank	TAB	Horse/Jockey	Barrier	Top Speed [km/h]	Fastest Section	Margin			Distance Travelled [m]
1	4	<b>LETMELETGO</b> McKenzie Apel	10	66.5 1200m	0:08.09 Overall	0:11.80 [1] (0:11.80)	1:17.14		0:34.63
2	9	<b>MISS SEATTLE</b> Nathan Thomas	1	64.9 1200m	0:08.12 Overall	0:11.68 [4] (0:11.68)	2.39L		0:34.89 -4
3	8	<b>SVINDAL</b> Georgina Cartwright	3	65.1 400m	0:08.02 Overall	0:11.87 [2] (0:11.87)	2.85L		0:35.08 -2
4	12	<b>BRASCO</b> Adam Sewell	5	64.5 1000m	0:08.44 Overall	0:11.85 [3] (0:11.85)	2.87L		0:34.63 -8
5	6	<b>BRAD</b> Chelsea Jokic	8	65.2 400m	0:08.59 Overall	0:11.87 [6] (0:11.87)	3.64L		0:34.62 -2
6	7	<b>THE DRILLER</b> Tahlia Fenlon	9	64.1 1200m	0:08.66 Overall	0:11.92 [8] (0:11.92)	5.98L		0:35.04 -4
7	3	<b>STARSONIC</b> Warwick Satherley	6	65.4 1200m	0:08.08 Overall	0:12.57 [4] (0:12.57)	7.58L		0:36.01 -8
8	11	<b>SCANTOON</b> Wanderson D'Avila	7	64.5 1200m	0:08.24 Overall	0:12.57 [9] (0:12.57)	10.98L		0:36.07 -2
9	10	<b>MOOLOOLABA</b> Jackson Murphy	4	66.3 1200m	0:08.11 Overall	0:12.96 [7] (0:12.96)	11.07L		0:36.79 -8

Scratched: In Evidence (#5), Hurtle (#2), Stampe (#1)

[ ] Ranking at each section and finish  
-:--:-- No data available at this section  
NA No data available

SCN Saddle cloth number  
DNF Did not finish  
DNT Did not track



Horse/Jockey Name	Letmeletgo
Final Rank	1
Fastest Section Time (Section)	0:08.09 (Overall)
Top Speed [km/h] (Section)	66.5 (1200m)
Race State	Finished



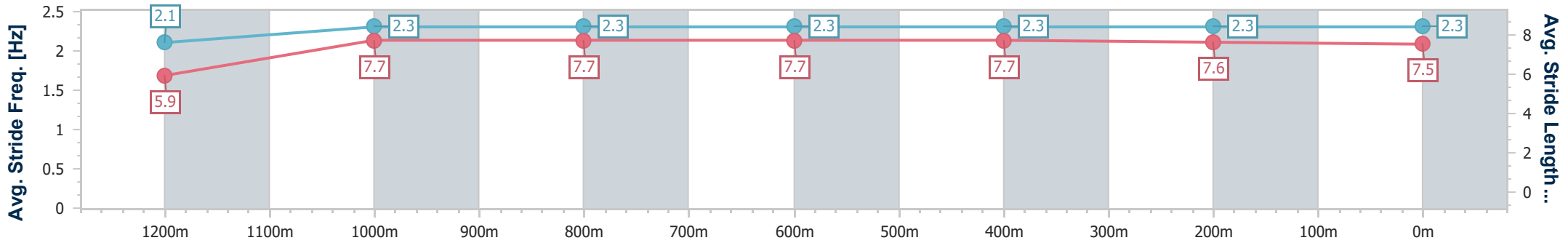
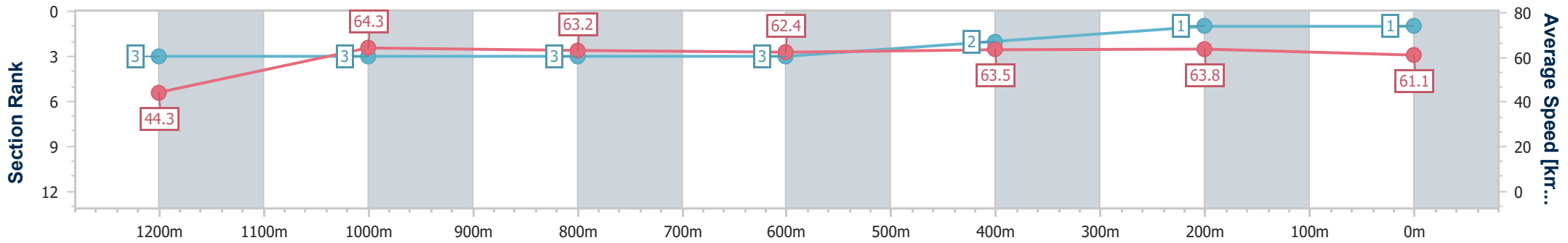
Mackay QLD Professional  
Race 8: SAFE & HAPPY NEW YEAR FROM MTC OPEN  
Handicap - 1300m



03 January 2025 - 17:16

Track Rating: Soft 5, Weather: Overcast, Rail Position: True

Section	Overall	1200m	1000m	800m	600m	400m	200m
Section Times	1:17.14 [1] (0:08.09)	1:09.05 [3] (0:11.32)	0:57.73 [3] (0:11.47)	0:46.26 [3] (0:11.63)	0:34.63 [3] (0:11.46)	0:23.17 [2] (0:11.37)	0:11.80 [1] (0:11.80)
Average Speed [km/h]	44.3	64.3	63.2	62.4	63.5	63.8	61.1
Top Speed [km/h]	60.1	66.5	65.9	63.2	64.5	64.6	63.8
Avg. Dist. to Rail [m]	11.9	5.6	2.6	2.6	1.6	3.7	6.4
Avg. Stride Freq. [Hz]	2.1	2.3	2.3	2.3	2.3	2.3	2.3
Avg. Stride Length [m]	5.9	7.7	7.7	7.7	7.7	7.6	7.5



- [ ] Ranking at each section and finish
- .-.- No data available at this section
- NA No data available



Horse/Jockey Name	Miss Seattle
Final Rank	2
Fastest Section Time (Section)	0:08.12 (Overall)
Top Speed [km/h] (Section)	64.9 (1200m)
Race State	Finished



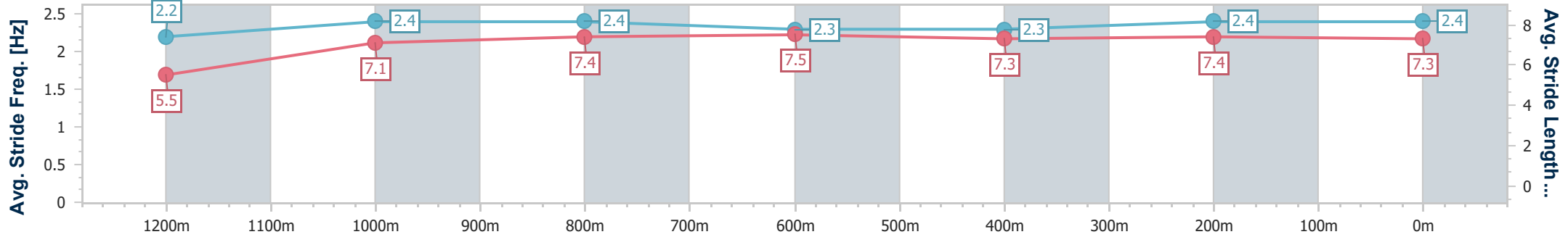
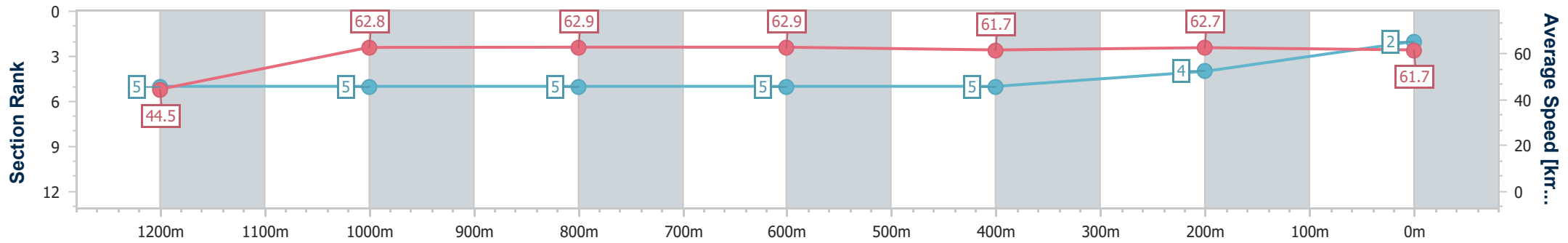
Mackay QLD Professional  
Race 8: SAFE & HAPPY NEW YEAR FROM MTC OPEN  
Handicap - 1300m

03 January 2025 - 17:16

Track Rating: Soft 5, Weather: Overcast, Rail Position: True



Section	Overall	1200m	1000m	800m	600m	400m	200m
Section Times	1:17.54 [2] (0:08.12)	1:09.42 [5] (0:11.47)	0:57.95 [5] (0:11.49)	0:46.46 [5] (0:11.57)	0:34.89 [5] (0:11.72)	0:23.17 [5] (0:11.49)	0:11.68 [4] (0:11.68)
Average Speed [km/h]	44.5	62.8	62.9	62.9	61.7	62.7	61.7
Top Speed [km/h]	58.6	64.9	64.0	64.2	63.8	63.7	63.5
Avg. Dist. to Rail [m]	4.8	1.7	1.3	1.6	0.8	1.8	2.7
Avg. Stride Freq. [Hz]	2.2	2.4	2.4	2.3	2.3	2.4	2.4
Avg. Stride Length [m]	5.5	7.1	7.4	7.5	7.3	7.4	7.3



- [ ] Ranking at each section and finish
- .-.- No data available at this section
- NA No data available



Horse/Jockey Name	Svindal
Final Rank	3
Fastest Section Time (Section)	0:08.02 (Overall)
Top Speed [km/h] (Section)	65.1 (400m)
Race State	Finished



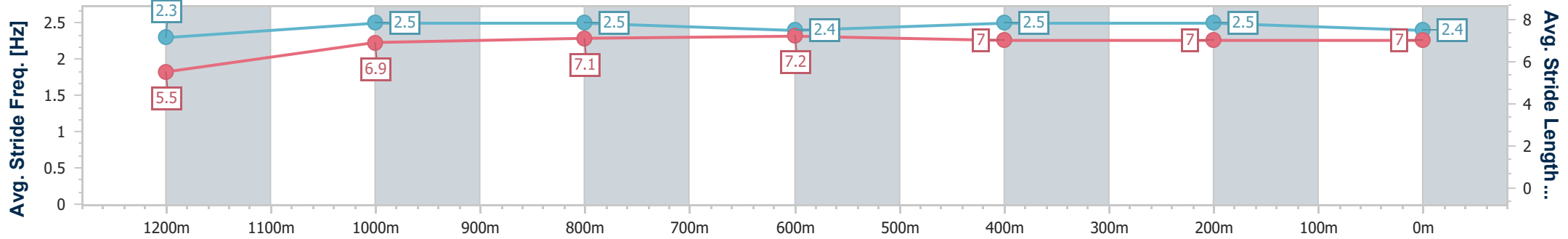
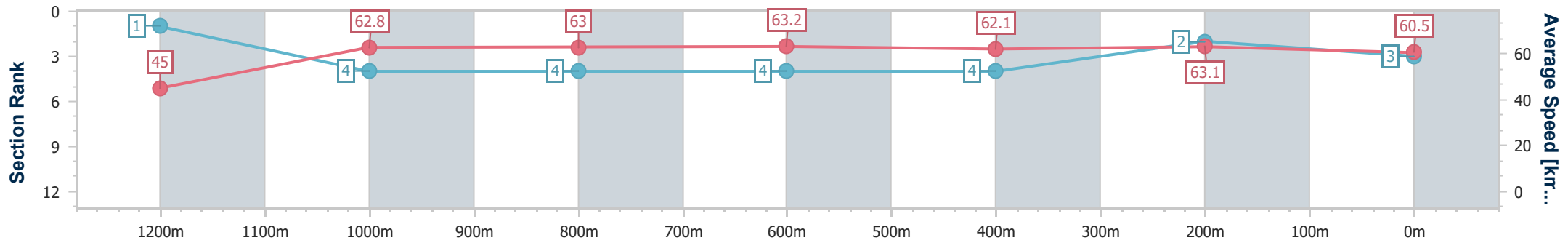
Mackay QLD Professional  
Race 8: SAFE & HAPPY NEW YEAR FROM MTC OPEN  
Handicap - 1300m



03 January 2025 - 17:16

Track Rating: Soft 5, Weather: Overcast, Rail Position: True

Section	Overall	1200m	1000m	800m	600m	400m	200m
Section Times	1:17.62 [3] (0:08.02)	1:09.60 [1] (0:11.51)	0:58.09 [4] (0:11.53)	0:46.56 [4] (0:11.48)	0:35.08 [4] (0:11.71)	0:23.37 [4] (0:11.50)	0:11.87 [2] (0:11.87)
Average Speed [km/h]	45.0	62.8	63.0	63.2	62.1	63.1	60.5
Top Speed [km/h]	58.8	63.8	63.4	64.0	62.8	65.1	62.8
Avg. Dist. to Rail [m]	6.2	3.0	2.5	1.7	1.5	4.7	4.9
Avg. Stride Freq. [Hz]	2.3	2.5	2.5	2.4	2.5	2.5	2.4
Avg. Stride Length [m]	5.5	6.9	7.1	7.2	7.0	7.0	7.0



- [ ] Ranking at each section and finish
- .-.- No data available at this section
- NA No data available



Horse/Jockey Name	Brasco
Final Rank	4
Fastest Section Time (Section)	0:08.44 (Overall)
Top Speed [km/h] (Section)	64.5 (1000m)
Race State	Finished



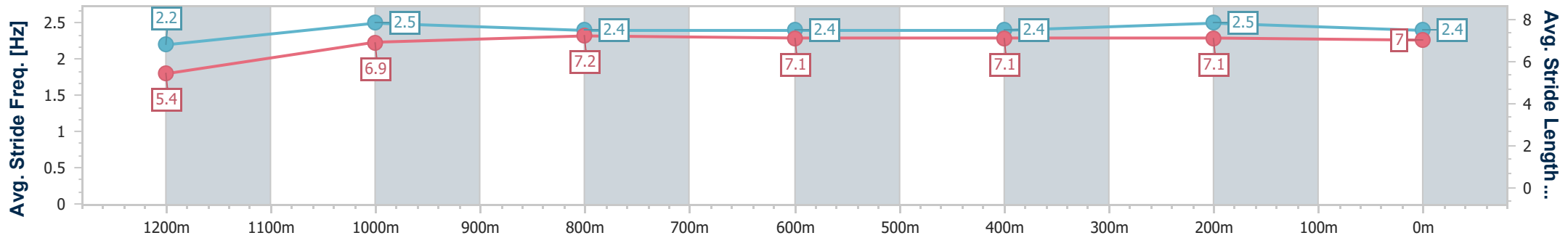
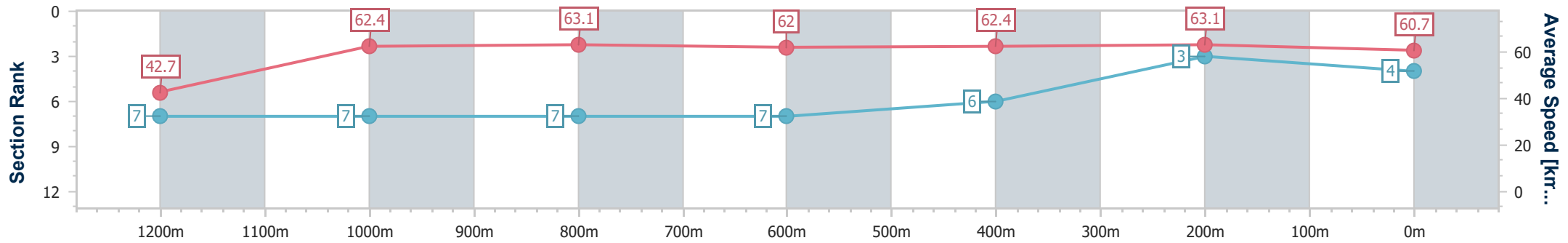
Mackay QLD Professional  
Race 8: SAFE & HAPPY NEW YEAR FROM MTC OPEN  
Handicap - 1300m



03 January 2025 - 17:16

Track Rating: Soft 5, Weather: Overcast, Rail Position: True

Section	Overall	1200m	1000m	800m	600m	400m	200m
Section Times	1:17.63 [4] (0:08.44)	1:09.19 [7] (0:11.53)	0:57.66 [7] (0:11.42)	0:46.24 [7] (0:11.61)	0:34.63 [7] (0:11.44)	0:23.19 [6] (0:11.34)	0:11.85 [3] (0:11.85)
Average Speed [km/h]	42.7	62.4	63.1	62.0	62.4	63.1	60.7
Top Speed [km/h]	58.5	63.6	64.5	63.5	63.5	63.7	63.8
Avg. Dist. to Rail [m]	7.3	0.7	0.9	0.7	1.6	1.6	3.5
Avg. Stride Freq. [Hz]	2.2	2.5	2.4	2.4	2.4	2.5	2.4
Avg. Stride Length [m]	5.4	6.9	7.2	7.1	7.1	7.1	7.0



- [ ] Ranking at each section and finish
- .-.- No data available at this section
- NA No data available



Horse/Jockey Name	Brad
Final Rank	5
Fastest Section Time (Section)	0:08.59 (Overall)
Top Speed [km/h] (Section)	65.2 (400m)
Race State	Finished



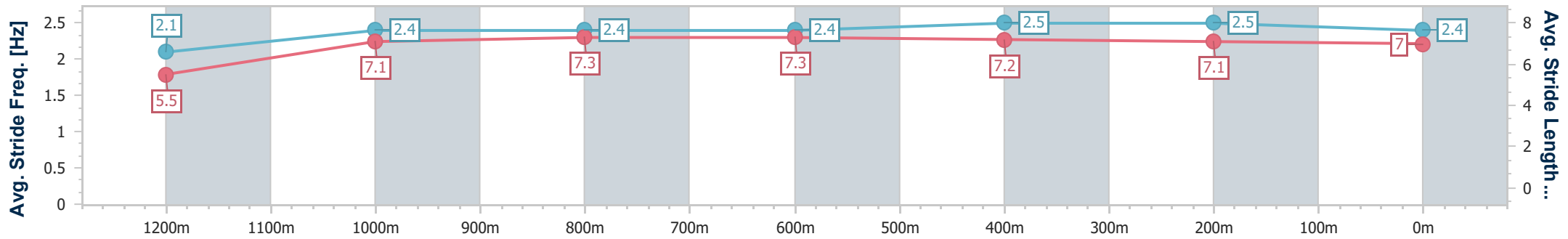
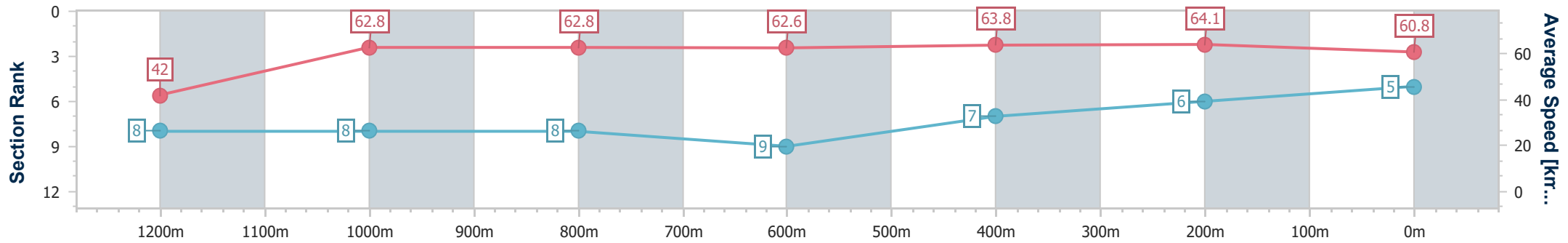
Mackay QLD Professional  
Race 8: SAFE & HAPPY NEW YEAR FROM MTC OPEN  
Handicap - 1300m



03 January 2025 - 17:16

Track Rating: Soft 5, Weather: Overcast, Rail Position: True

Section	Overall	1200m	1000m	800m	600m	400m	200m
Section Times	1:17.76 [5] (0:08.59)	1:09.17 [8] (0:11.51)	0:57.66 [8] (0:11.53)	0:46.13 [8] (0:11.51)	0:34.62 [9] (0:11.40)	0:23.22 [7] (0:11.35)	0:11.87 [6] (0:11.87)
Average Speed [km/h]	42.0	62.8	62.8	62.6	63.8	64.1	60.8
Top Speed [km/h]	58.5	64.5	63.8	63.8	65.2	65.2	64.2
Avg. Dist. to Rail [m]	10.4	3.1	1.5	1.3	1.5	5.3	6.9
Avg. Stride Freq. [Hz]	2.1	2.4	2.4	2.4	2.5	2.5	2.4
Avg. Stride Length [m]	5.5	7.1	7.3	7.3	7.2	7.1	7.0



- [ ] Ranking at each section and finish
- .-.- No data available at this section
- NA No data available



Horse/Jockey Name	The Driller
Final Rank	6
Fastest Section Time (Section)	0:08.66 (Overall)
Top Speed [km/h] (Section)	64.1 (1200m)
Race State	Finished

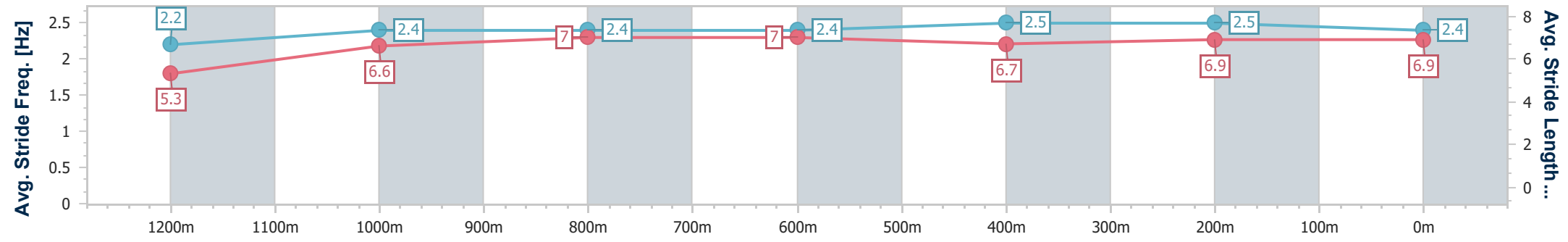
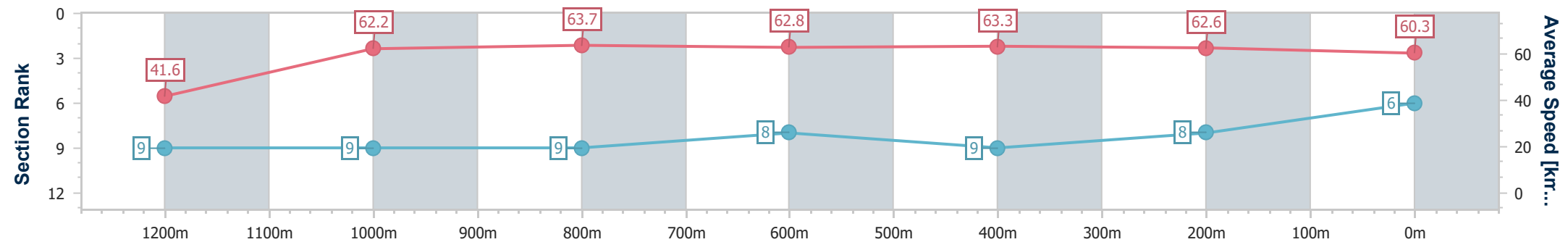


Mackay QLD Professional  
 Race 8: SAFE & HAPPY NEW YEAR FROM MTC OPEN  
 Handicap - 1300m  
 03 January 2025 - 17:16



Track Rating: Soft 5, Weather: Overcast, Rail Position: True

Section	Overall	1200m	1000m	800m	600m	400m	200m
Section Times	1:18.15 [6] (0:08.66)	1:09.49 [9] (0:11.66)	0:57.83 [9] (0:11.32)	0:46.51 [9] (0:11.47)	0:35.04 [8] (0:11.53)	0:23.51 [9] (0:11.59)	0:11.92 [8] (0:11.92)
Average Speed [km/h]	41.6	62.2	63.7	62.8	63.3	62.6	60.3
Top Speed [km/h]	56.9	64.1	64.1	63.1	63.4	63.1	62.3
Avg. Dist. to Rail [m]	11.5	3.1	0.2	0.3	1.8	4.0	6.2
Avg. Stride Freq. [Hz]	2.2	2.4	2.4	2.4	2.5	2.5	2.4
Avg. Stride Length [m]	5.3	6.6	7.0	7.0	6.7	6.9	6.9



- [ ] Ranking at each section and finish
- .-.- No data available at this section
- NA No data available



Horse/Jockey Name	Starsonic
Final Rank	7
Fastest Section Time (Section)	0:08.08 (Overall)
Top Speed [km/h] (Section)	65.4 (1200m)
Race State	Finished



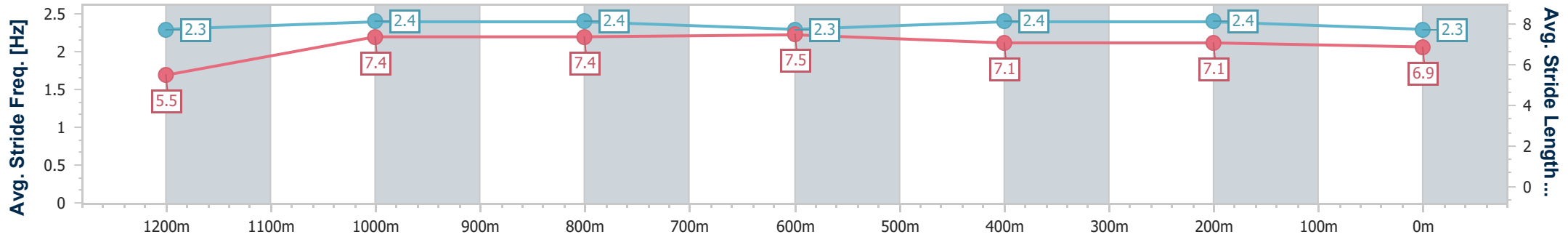
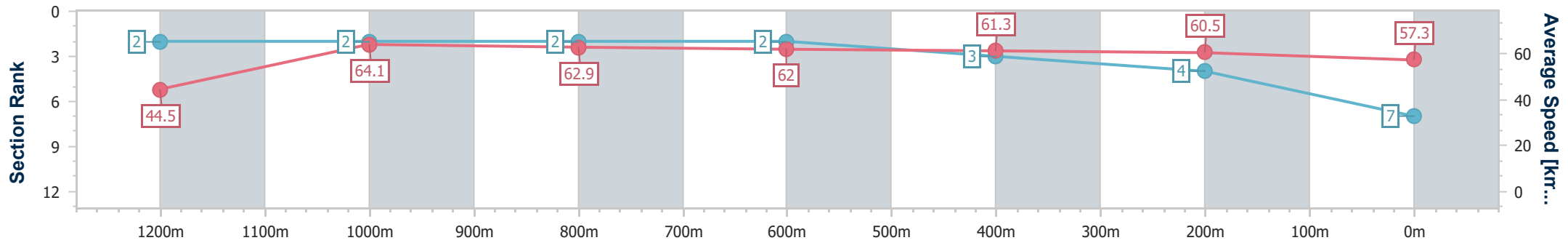
Mackay QLD Professional  
Race 8: SAFE & HAPPY NEW YEAR FROM MTC OPEN  
Handicap - 1300m



03 January 2025 - 17:16

Track Rating: Soft 5, Weather: Overcast, Rail Position: True

Section	Overall	1200m	1000m	800m	600m	400m	200m
Section Times	1:18.43 [7] (0:08.08)	1:10.35 [2] (0:11.32)	0:59.03 [2] (0:11.40)	0:47.63 [2] (0:11.62)	0:36.01 [2] (0:11.61)	0:24.40 [3] (0:11.83)	0:12.57 [4] (0:12.57)
Average Speed [km/h]	44.5	64.1	62.9	62.0	61.3	60.5	57.3
Top Speed [km/h]	61.0	65.4	64.6	62.6	62.1	61.5	60.5
Avg. Dist. to Rail [m]	8.4	2.7	0.5	0.4	1.5	0.6	0.8
Avg. Stride Freq. [Hz]	2.3	2.4	2.4	2.3	2.4	2.4	2.3
Avg. Stride Length [m]	5.5	7.4	7.4	7.5	7.1	7.1	6.9



- [ ] Ranking at each section and finish
- .-.- No data available at this section
- NA No data available





Horse/Jockey Name	Scantoon
Final Rank	8
Fastest Section Time (Section)	0:08.24 (Overall)
Top Speed [km/h] (Section)	64.5 (1200m)
Race State	Finished



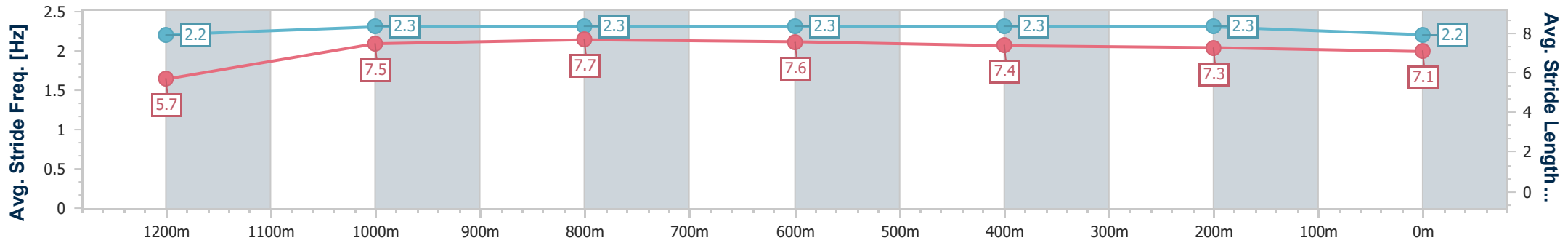
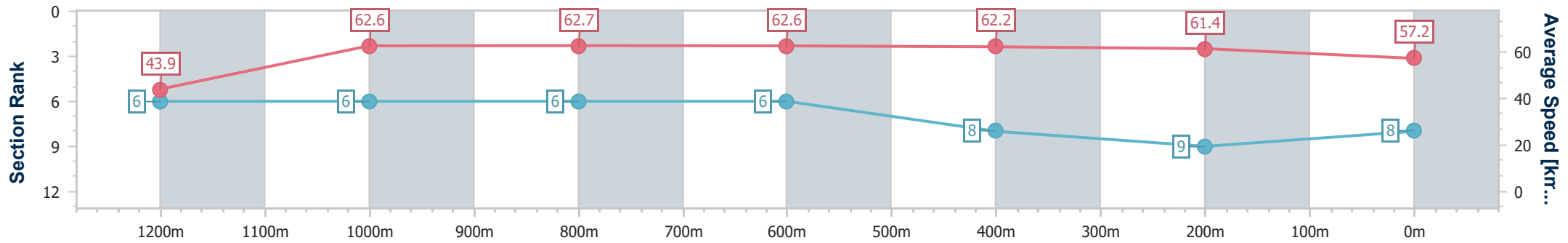
Mackay QLD Professional  
Race 8: SAFE & HAPPY NEW YEAR FROM MTC OPEN  
Handicap - 1300m



03 January 2025 - 17:16

Track Rating: Soft 5, Weather: Overcast, Rail Position: True

Section	Overall	1200m	1000m	800m	600m	400m	200m
Section Times	1:19.00 [8] (0:08.24)	1:10.76 [6] (0:11.56)	0:59.20 [6] (0:11.52)	0:47.68 [6] (0:11.61)	0:36.07 [6] (0:11.66)	0:24.41 [8] (0:11.84)	0:12.57 [9] (0:12.57)
Average Speed [km/h]	43.9	62.6	62.7	62.6	62.2	61.4	57.2
Top Speed [km/h]	59.5	64.5	64.2	63.0	63.0	62.8	60.0
Avg. Dist. to Rail [m]	9.0	3.3	1.7	1.8	1.3	4.3	6.2
Avg. Stride Freq. [Hz]	2.2	2.3	2.3	2.3	2.3	2.3	2.2
Avg. Stride Length [m]	5.7	7.5	7.7	7.6	7.4	7.3	7.1



- [ ] Ranking at each section and finish
- .-.- No data available at this section
- NA No data available



Horse/Jockey Name	Mooloolaba
Final Rank	9
Fastest Section Time (Section)	0:08.11 (Overall)
Top Speed [km/h] (Section)	66.3 (1200m)
Race State	Finished

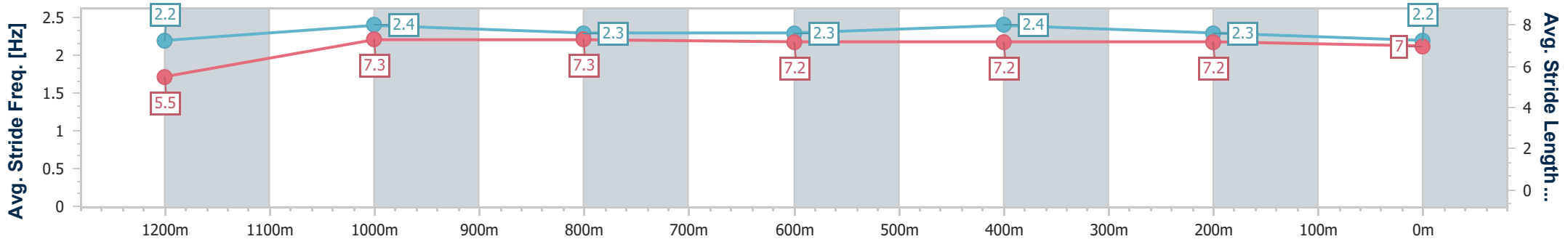
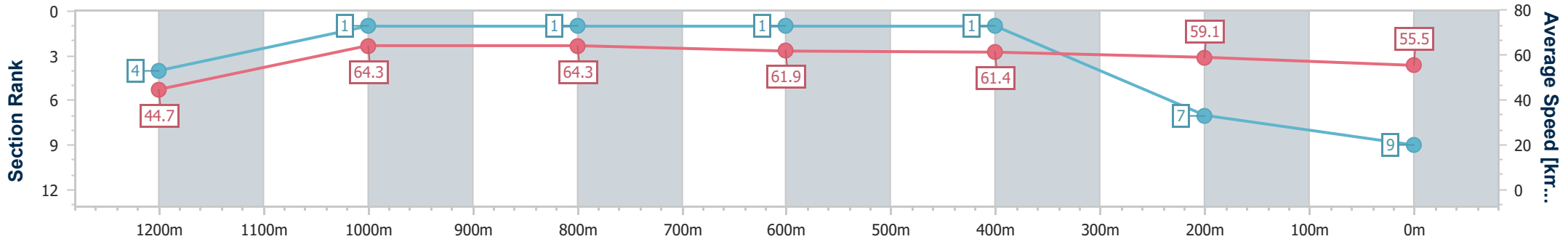


Mackay QLD Professional  
 Race 8: SAFE & HAPPY NEW YEAR FROM MTC OPEN  
 Handicap - 1300m  
 03 January 2025 - 17:16



Track Rating: Soft 5, Weather: Overcast, Rail Position: True

Section	Overall	1200m	1000m	800m	600m	400m	200m
Section Times	1:19.02 [9] (0:08.11)	1:10.91 [4] (0:11.23)	0:59.68 [1] (0:11.25)	0:48.43 [1] (0:11.64)	0:36.79 [1] (0:11.68)	0:25.11 [1] (0:12.15)	0:12.96 [7]
Average Speed [km/h]	44.7	64.3	64.3	61.9	61.4	59.1	55.5
Top Speed [km/h]	60.9	66.3	65.6	62.6	61.5	60.6	57.8
Avg. Dist. to Rail [m]	7.3	3.6	1.6	0.7	0.6	1.1	2.8
Avg. Stride Freq. [Hz]	2.2	2.4	2.3	2.3	2.4	2.3	2.2
Avg. Stride Length [m]	5.5	7.3	7.3	7.2	7.2	7.2	7.0



- [ ] Ranking at each section and finish
- .-.- No data available at this section
- NA No data available



**Mackay QLD Professional**  
**Race 9: RACING AGAIN FRIDAY 7TH FEBRUARY BENCHMARK 55**  
**Handicap - 1560m**  
**03 January 2025 - 17:50**



MACKAY TURF CLUB  
 Ooralea Racecourse

Track Rating: Soft 5, Weather: Overcast, Rail Position: True

Section		Field Times												
Overall	1400m	1200m	1000m	800m	600m	400m	Last 600m							
1:34.50 (0:10.91)	1:23.59 (0:11.17)	1:12.42 (0:11.45)	1:00.97 (0:12.01)	0:48.96 (0:12.21)	0:36.75 (0:11.98)	0:24.77 (0:12.10)	0:36.75							
Rank	TAB	Horse/Jockey	Barrier	Top Speed [km/h]	Fastest Section								Distance Travelled [m]	
1	11	<b>EUROMANTIC</b> Jackson Murphy	3	65.4	0:11.20	1:34.50 [1] (0:11.20)	1:23.30 [6] (0:11.43)	1:11.87 [5] (0:11.67)	1:00.20 [5] (0:11.88)	0:48.32 [5] (0:12.03)	0:36.29 [5] (0:12.16)	0:24.13 [6] (0:11.76)	0:36.29	
2	1	<b>MISSION HOUSE</b> Chloe Lowe	7	67.9	0:11.04	1:34.63 [2] (0:11.04)	1:23.59 [2] (0:11.04)	1:12.55 [1] (0:11.45)	1:01.10 [1] (0:12.01)	0:49.09 [1] (0:12.21)	0:36.88 [1] (0:11.98)	0:24.90 [1] (0:12.10)	0:36.88	-6
3	12	<b>MR GREY</b> Warwick Satherley	1	65.0	0:11.50	1:34.82 [3] (0:11.53)	1:23.29 [10] (0:11.50)	1:11.79 [8] (0:11.72)	1:00.07 [8] (0:11.85)	0:48.22 [8] (0:11.90)	0:36.32 [8] (0:12.02)	0:24.30 [8] (0:11.66)	0:36.32	-6
4	3	<b>DECRYPTING GOLD</b> Ryan Wiggins	6	65.3	0:11.25	1:34.84 [4] (0:11.25)	1:23.59 [7] (0:11.56)	1:12.03 [7] (0:11.75)	1:00.28 [7] (0:11.85)	0:48.43 [7] (0:11.95)	0:36.48 [7] (0:12.12)	0:24.36 [7] (0:11.91)	0:36.48	+1
5	7	<b>LADY MASQUERADE</b> Georgina Cartwright	5	67.4	0:10.91	1:34.87 [5] (0:10.91)	1:23.96 [1] (0:11.23)	1:12.73 [2] (0:11.66)	1:01.07 [2] (0:11.95)	0:49.12 [2] (0:12.02)	0:37.10 [2] (0:12.15)	0:24.95 [2] (0:12.05)	0:37.10	-2
6	10	<b>ENCROACHMENT</b> Adam Sewell	4	67.0	0:11.07	1:34.95 [6] (0:11.07)	1:23.88 [3] (0:11.40)	1:12.48 [4] (0:11.61)	1:00.87 [4] (0:11.84)	0:49.03 [4] (0:12.05)	0:36.98 [4] (0:12.12)	0:24.86 [4] (0:11.94)	0:36.98	-6
7	9	<b>ELLEVES</b> McKenzie Apel	8	64.9	0:11.34	1:35.06 [7] (0:11.34)	1:23.72 [8] (0:11.71)	1:12.01 [9] (0:11.80)	1:00.21 [9] (0:11.86)	0:48.35 [9] (0:12.00)	0:36.35 [9] (0:12.06)	0:24.29 [9] (0:11.79)	0:36.35	+2
8	4	<b>RICH DIVINITY</b> Nikki Olzard	9	67.1	0:11.07	1:35.10 [8] (0:11.07)	1:24.03 [3] (0:11.28)	1:12.75 [3] (0:11.62)	1:01.13 [3] (0:11.82)	0:49.31 [3] (0:12.14)	0:37.17 [3] (0:12.11)	0:25.06 [3] (0:12.12)	0:37.17	+0
9	13	<b>SOFTEN IT UP</b> Tahlia Fenlon	2	64.4	0:11.11	1:35.35 [9] (0:11.11)	1:24.24 [5] (0:11.58)	1:12.66 [6] (0:11.72)	1:00.94 [6] (0:11.87)	0:49.07 [6] (0:11.93)	0:37.14 [6] (0:12.08)	0:25.06 [5] (0:12.12)	0:37.14	-5
10	14	<b>EYES ARE LION</b> Chelsea Jokic	10	64.5	0:11.47	1:37.22 [10] (0:11.47)	1:25.75 [9] (0:11.78)	1:13.97 [10] (0:11.89)	1:02.08 [10] (0:11.89)	0:50.19 [10] (0:11.93)	0:38.26 [10] (0:12.12)	0:26.14 [10] (0:12.18)	0:38.26	+4

Scratched: Saddles (#6), The Hairdresser (#8), Kefalonia (#2), Roy's Road (#5)

[ ] Ranking at each section and finish  
 -:-:- No data available at this section  
 NA No data available  
 SCN Saddle cloth number  
 DNF Did not finish  
 DNT Did not track



**Mackay QLD Professional**  
**Race 9: RACING AGAIN FRIDAY 7TH FEBRUARY BENCHMARK 55**  
**Handicap - 1560m**  
**03 January 2025 - 17:50**



Track Rating: Soft 5, Weather: Overcast, Rail Position: True

Section				200m				Last 600m	
Field Times				0:12.67 (0:12.67)				0:36.75	
Rank	TAB	Horse/Jockey	Barrier	Top Speed [km/h]	Fastest Section	Margin			Distance Travelled [m]
1	11	<b>EUROMANTIC</b> Jackson Murphy	3	65.4 1400m	0:11.20 Overall	0:12.37 [4] (0:12.37)	1:34.50		0:36.29
2	1	<b>MISSION HOUSE</b> Chloe Lowe	7	67.9 1400m	0:11.04 Overall	0:12.80 [1] (0:12.80)	0.77L		0:36.88 -6
3	12	<b>MR GREY</b> Warwick Satherley	1	65.0 1400m	0:11.50 1400m	0:12.64 [6] (0:12.64)	1.87L		0:36.32 -6
4	3	<b>DECRYPTING GOLD</b> Ryan Wiggins	6	65.3 1400m	0:11.25 Overall	0:12.45 [7] (0:12.45)	2L		0:36.48 +1
5	7	<b>LADY MASQUERADE</b> Georgina Cartwright	5	67.4 1400m	0:10.91 Overall	0:12.90 [2] (0:12.90)	2.17L		0:37.10 -2
6	10	<b>ENCROACHMENT</b> Adam Sewell	4	67.0 1400m	0:11.07 Overall	0:12.92 [3] (0:12.92)	2.65L		0:36.98 -6
7	9	<b>ELLEVES</b> McKenzie Apel	8	64.9 Overall	0:11.34 Overall	0:12.50 [9] (0:12.50)	3.29L		0:36.35 +2
8	4	<b>RICH DIVINITY</b> Nikki Olzard	9	67.1 1400m	0:11.07 Overall	0:12.94 [5] (0:12.94)	3.51L		0:37.17 +0
9	13	<b>SOFTEN IT UP</b> Tahlia Fenlon	2	64.4 1400m	0:11.11 Overall	0:12.94 [8] (0:12.94)	5L		0:37.14 -5
10	14	<b>EYES ARE LION</b> Chelsea Jokic	10	64.5 1400m	0:11.47 Overall	0:13.96 [10] (0:13.96)	15.97L		0:38.26 +4

Scratched: Saddles (#6), The Hairdresser (#8), Kefalonia (#2), Roy's Road (#5)

[ ] Ranking at each section and finish  
 -:-:- No data available at this section  
 NA No data available  
 SCN Saddle cloth number  
 DNF Did not finish  
 DNT Did not track



Horse/Jockey Name	Euromantic
Final Rank	1
Fastest Section Time (Section)	0:11.20 (Overall)
Top Speed [km/h] (Section)	65.4 (1400m)
Race State	Finished

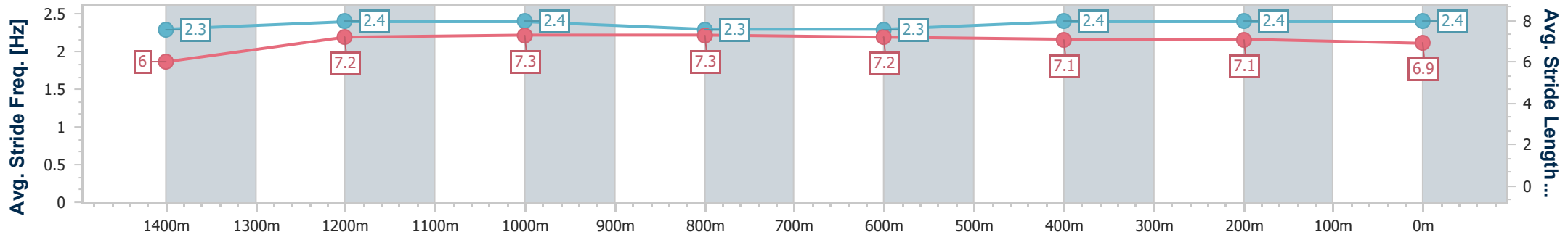
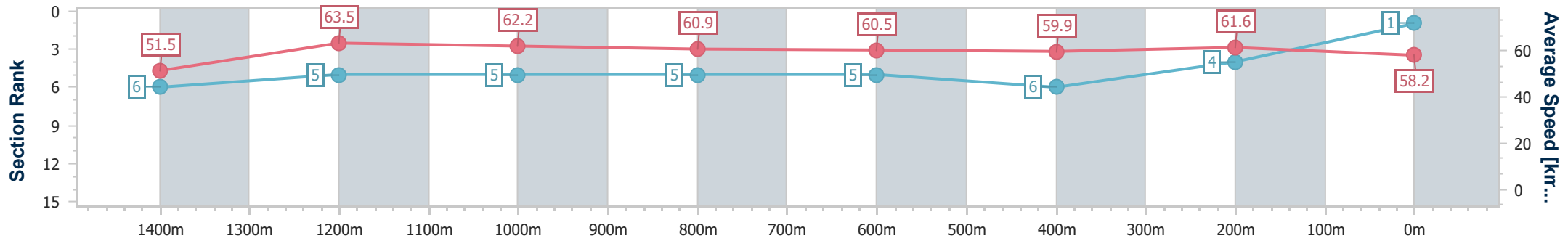


Mackay QLD Professional  
 Race 9: RACING AGAIN FRIDAY 7TH FEBRUARY BENCHMARK  
 55 Handicap - 1560m  
 03 January 2025 - 17:50



Track Rating: Soft 5, Weather: Overcast, Rail Position: True

Section	Overall	1400m	1200m	1000m	800m	600m	400m	200m
Section Times	1:34.50 [1] (0:11.20)	1:23.30 [6] (0:11.43)	1:11.87 [5] (0:11.67)	1:00.20 [5] (0:11.88)	0:48.32 [5] (0:12.03)	0:36.29 [5] (0:12.16)	0:24.13 [6] (0:11.76)	0:12.37 [4] (0:12.37)
Average Speed [km/h]	51.5	63.5	62.2	60.9	60.5	59.9	61.6	58.2
Top Speed [km/h]	62.2	65.4	63.8	61.9	61.5	61.5	62.5	61.7
Avg. Dist. to Rail [m]	2.8	2.2	2.3	2.1	2.8	1.9	4.2	6.6
Avg. Stride Freq. [Hz]	2.3	2.4	2.4	2.3	2.3	2.4	2.4	2.4
Avg. Stride Length [m]	6.0	7.2	7.3	7.3	7.2	7.1	7.1	6.9



- [ ] Ranking at each section and finish
- .-.- No data available at this section
- NA No data available



Horse/Jockey Name	Mission House
Final Rank	2
Fastest Section Time (Section)	0:11.04 (Overall)
Top Speed [km/h] (Section)	67.9 (1400m)
Race State	Finished

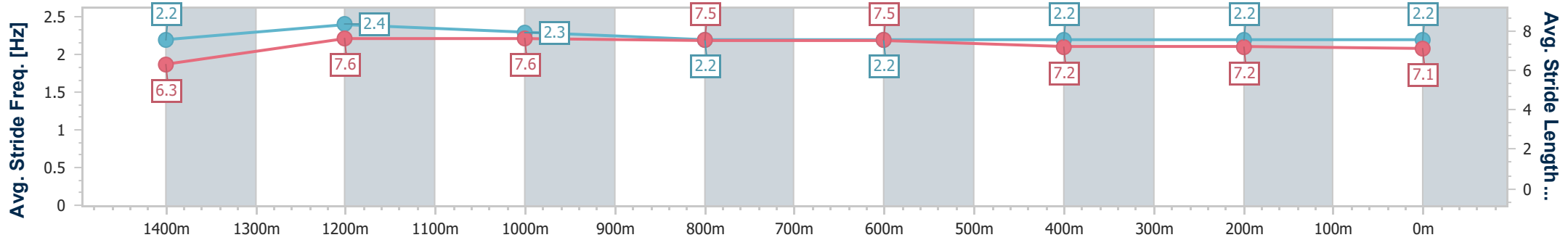
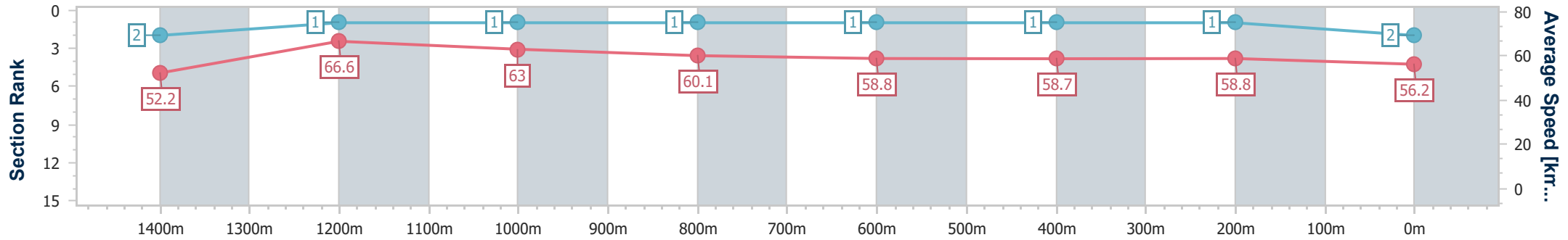


Mackay QLD Professional  
 Race 9: RACING AGAIN FRIDAY 7TH FEBRUARY BENCHMARK  
 55 Handicap - 1560m  
 03 January 2025 - 17:50



Track Rating: Soft 5, Weather: Overcast, Rail Position: True

Section	Overall	1400m	1200m	1000m	800m	600m	400m	200m
Section Times	1:34.63 [2] (0:11.04)	1:23.59 [2] (0:11.04)	1:12.55 [1] (0:11.45)	1:01.10 [1] (0:12.01)	0:49.09 [1] (0:12.21)	0:36.88 [1] (0:11.98)	0:24.90 [1] (0:12.10)	0:12.80 [1] (0:12.80)
Average Speed [km/h]	52.2	66.6	63.0	60.1	58.8	58.7	58.8	56.2
Top Speed [km/h]	67.6	67.9	64.6	61.1	59.5	59.2	60.5	58.8
Avg. Dist. to Rail [m]	7.0	4.5	1.7	0.3	0.6	3.3	3.4	1.3
Avg. Stride Freq. [Hz]	2.2	2.4	2.3	2.2	2.2	2.2	2.2	2.2
Avg. Stride Length [m]	6.3	7.6	7.6	7.5	7.5	7.2	7.2	7.1



- [ ] Ranking at each section and finish
- .-.- No data available at this section
- NA No data available



Horse/Jockey Name	Mr Grey
Final Rank	3
Fastest Section Time (Section)	0:11.50 (1400m)
Top Speed [km/h] (Section)	65.0 (1400m)
Race State	Finished

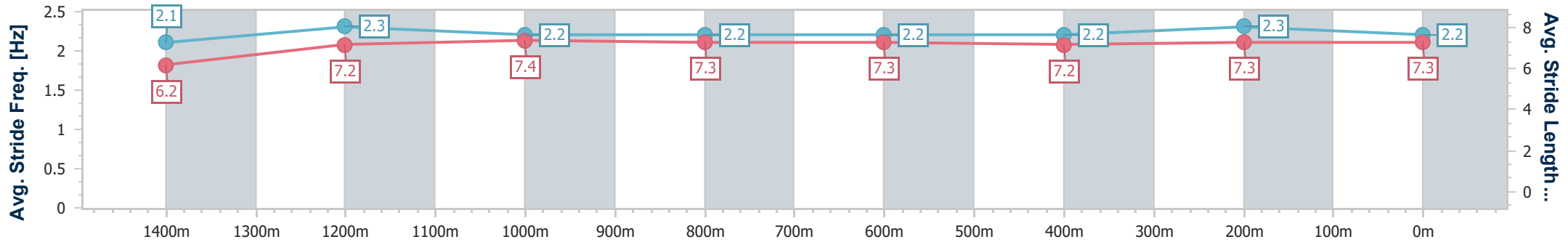
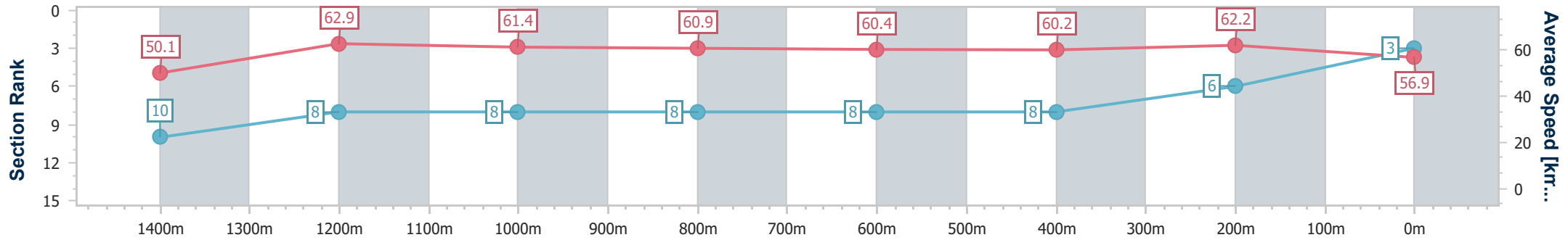


Mackay QLD Professional  
 Race 9: RACING AGAIN FRIDAY 7TH FEBRUARY BENCHMARK  
 55 Handicap - 1560m  
 03 January 2025 - 17:50



Track Rating: Soft 5, Weather: Overcast, Rail Position: True

Section	Overall	1400m	1200m	1000m	800m	600m	400m	200m
Section Times	1:34.82 [3] (0:11.53)	1:23.29 [10] (0:11.50)	1:11.79 [8] (0:11.72)	1:00.07 [8] (0:11.85)	0:48.22 [8] (0:11.90)	0:36.32 [8] (0:12.02)	0:24.30 [8] (0:11.66)	0:12.64 [6] (0:12.64)
Average Speed [km/h]	50.1	62.9	61.4	60.9	60.4	60.2	62.2	56.9
Top Speed [km/h]	63.9	65.0	62.2	61.6	61.0	60.9	63.5	62.0
Avg. Dist. to Rail [m]	2.1	1.4	0.1	0.3	0.3	1.1	4.4	5.2
Avg. Stride Freq. [Hz]	2.1	2.3	2.2	2.2	2.2	2.2	2.3	2.2
Avg. Stride Length [m]	6.2	7.2	7.4	7.3	7.3	7.2	7.3	7.3



- [ ] Ranking at each section and finish
- .-.- No data available at this section
- NA No data available



Horse/Jockey Name	Decrypting Gold
Final Rank	4
Fastest Section Time (Section)	0:11.25 (Overall)
Top Speed [km/h] (Section)	65.3 (1400m)
Race State	Finished

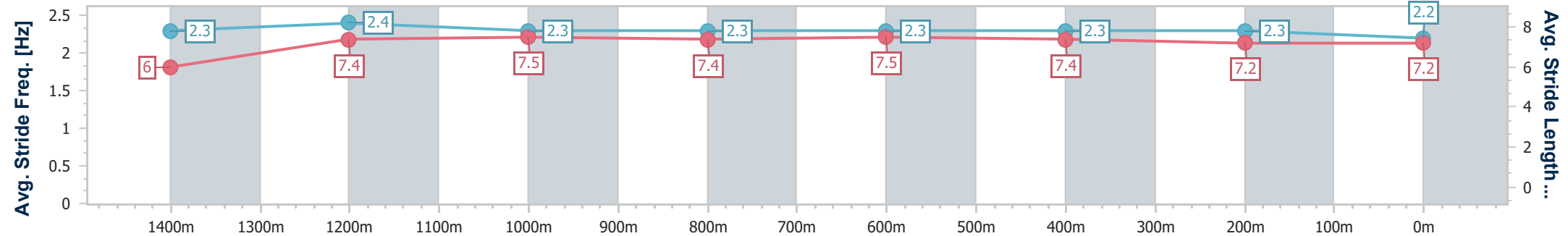
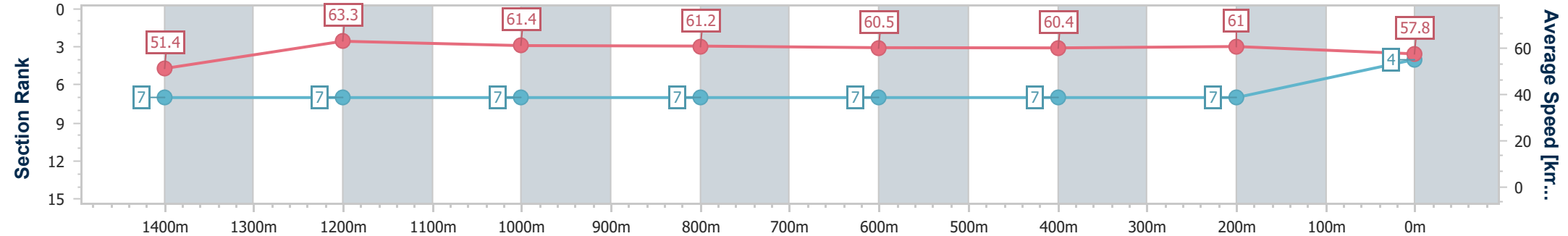


Mackay QLD Professional  
 Race 9: RACING AGAIN FRIDAY 7TH FEBRUARY BENCHMARK  
 55 Handicap - 1560m  
 03 January 2025 - 17:50



Track Rating: Soft 5, Weather: Overcast, Rail Position: True

Section	Overall	1400m	1200m	1000m	800m	600m	400m	200m					
Section Times	1:34.84 [4] (0:11.25)	1:23.59 [7] (0:11.56)	1:12.03 [7] (0:11.75)	1:00.28 [7] (0:11.85)	0:48.43 [7] (0:11.95)	0:36.48 [7] (0:12.12)	0:24.36 [7] (0:11.91)	0:12.45 [7] (0:12.45)					
Average Speed [km/h]	51.4	63.3	61.4	61.2	60.5	60.4	61.0	57.8					
Top Speed [km/h]	64.3	65.3	62.3	62.3	61.0	60.9	62.1	60.8					
Avg. Dist. to Rail [m]	4.5	3.6	2.4	2.1	2.0	1.6	5.5	8.3					
Avg. Stride Freq. [Hz]	2.3	2.4	2.3	2.3	2.3	2.3	2.3	2.2					
Avg. Stride Length [m]	6.0	7.4	7.5	7.4	7.5	7.4	7.2	7.2					



- [ ] Ranking at each section and finish
- .-.- No data available at this section
- NA No data available





Horse/Jockey Name	Lady Masquerade
Final Rank	5
Fastest Section Time (Section)	0:10.91 (Overall)
Top Speed [km/h] (Section)	67.4 (1400m)
Race State	Finished

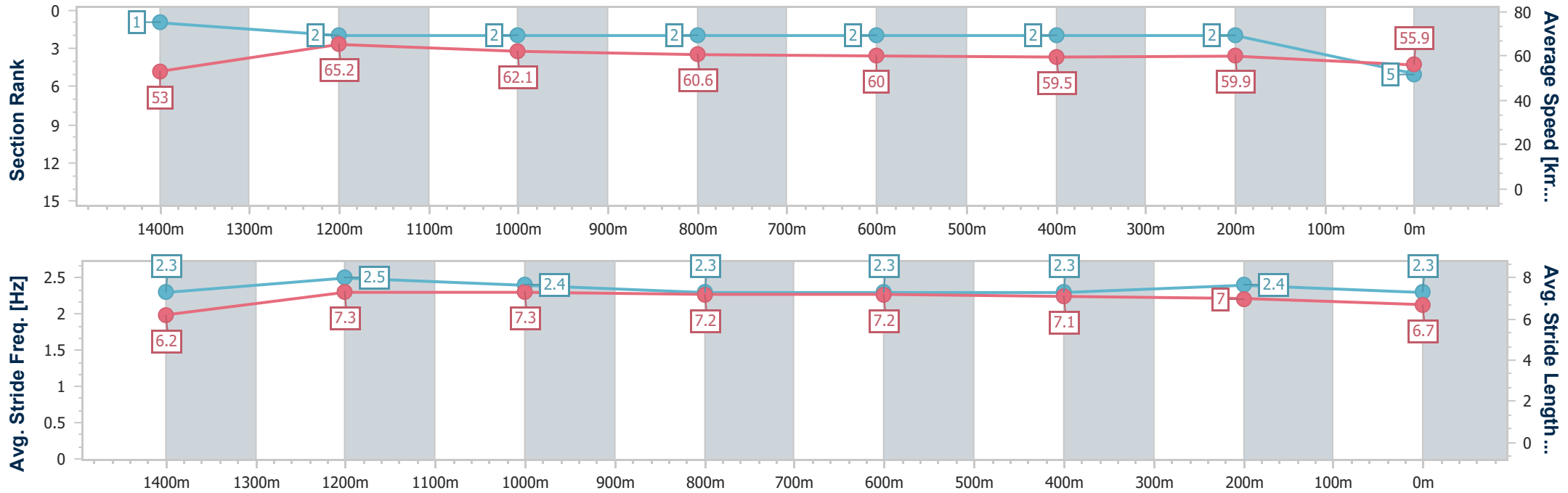


Mackay QLD Professional  
 Race 9: RACING AGAIN FRIDAY 7TH FEBRUARY BENCHMARK  
 55 Handicap - 1560m  
 03 January 2025 - 17:50



Track Rating: Soft 5, Weather: Overcast, Rail Position: True

Section	Overall	1400m	1200m	1000m	800m	600m	400m	200m
Section Times	1:34.87 [5] (0:10.91)	1:23.96 [1] (0:11.23)	1:12.73 [2] (0:11.66)	1:01.07 [2] (0:11.95)	0:49.12 [2] (0:12.02)	0:37.10 [2] (0:12.15)	0:24.95 [2] (0:12.05)	0:12.90 [2] (0:12.90)
Average Speed [km/h]	53.0	65.2	62.1	60.6	60.0	59.5	59.9	55.9
Top Speed [km/h]	66.2	67.4	64.0	61.5	60.9	61.4	60.8	58.8
Avg. Dist. to Rail [m]	6.1	3.9	2.1	1.4	1.5	0.8	2.8	5.8
Avg. Stride Freq. [Hz]	2.3	2.5	2.4	2.3	2.3	2.3	2.4	2.3
Avg. Stride Length [m]	6.2	7.3	7.3	7.2	7.2	7.1	7.0	6.7



- [ ] Ranking at each section and finish
- .-.- No data available at this section
- NA No data available



Horse/Jockey Name	Encroachment
Final Rank	6
Fastest Section Time (Section)	0:11.07 (Overall)
Top Speed [km/h] (Section)	67.0 (1400m)
Race State	Finished

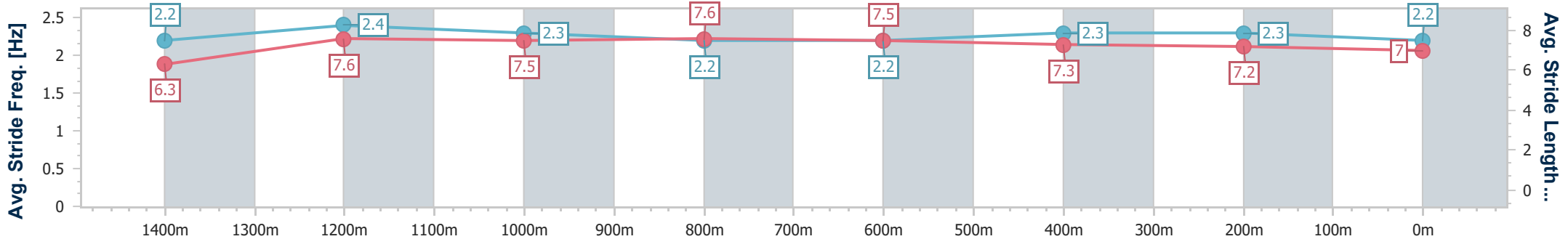
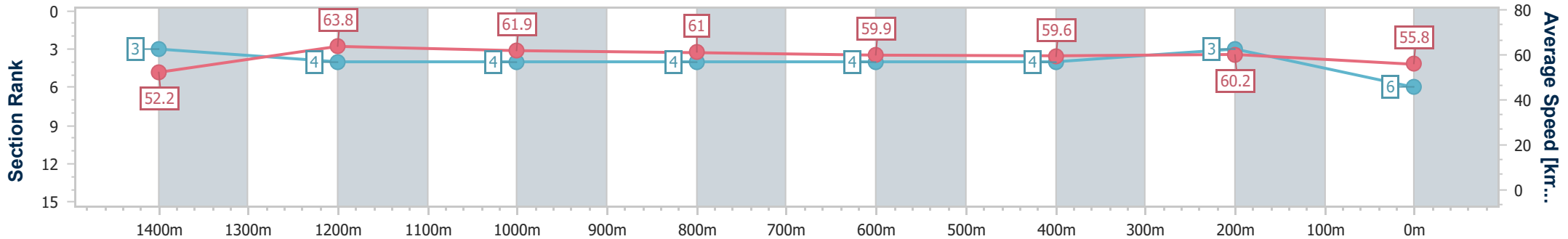


Mackay QLD Professional  
 Race 9: RACING AGAIN FRIDAY 7TH FEBRUARY BENCHMARK  
 55 Handicap - 1560m  
 03 January 2025 - 17:50



Track Rating: Soft 5, Weather: Overcast, Rail Position: True

Section	Overall	1400m	1200m	1000m	800m	600m	400m	200m
Section Times	1:34.95 [6] (0:11.07)	1:23.88 [3] (0:11.40)	1:12.48 [4] (0:11.61)	1:00.87 [4] (0:11.84)	0:49.03 [4] (0:12.05)	0:36.98 [4] (0:12.12)	0:24.86 [4] (0:11.94)	0:12.92 [3] (0:12.92)
Average Speed [km/h]	52.2	63.8	61.9	61.0	59.9	59.6	60.2	55.8
Top Speed [km/h]	65.9	67.0	63.2	62.0	60.6	60.3	61.4	59.7
Avg. Dist. to Rail [m]	4.5	2.2	1.1	0.8	1.1	0.4	0.3	1.5
Avg. Stride Freq. [Hz]	2.2	2.4	2.3	2.2	2.2	2.3	2.3	2.2
Avg. Stride Length [m]	6.3	7.6	7.5	7.6	7.5	7.3	7.2	7.0



- [ ] Ranking at each section and finish
- .-.- No data available at this section
- NA No data available



Horse/Jockey Name	Elleves
Final Rank	7
Fastest Section Time (Section)	0:11.34 (Overall)
Top Speed [km/h] (Section)	64.9 (Overall)
Race State	Finished

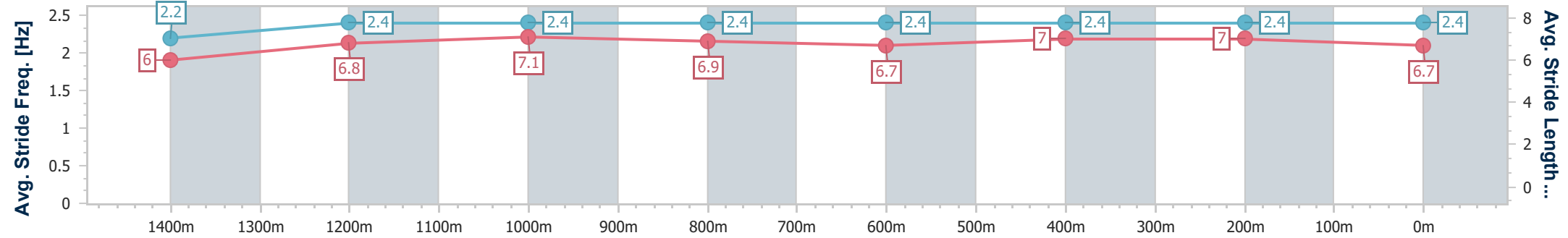
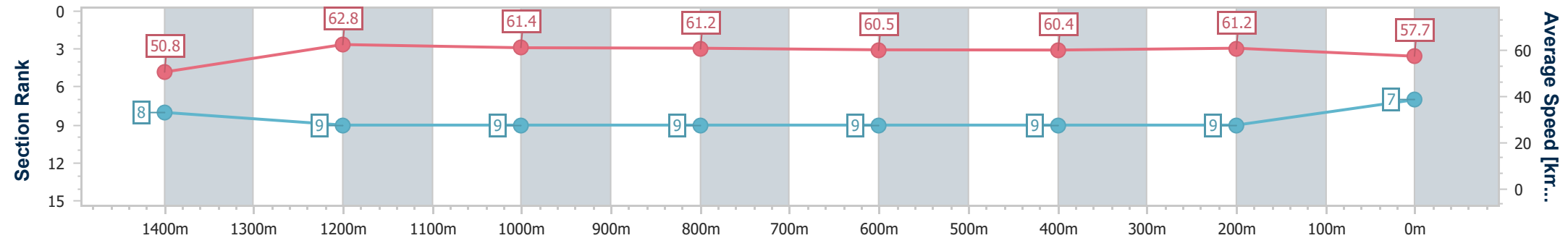


Mackay QLD Professional  
 Race 9: RACING AGAIN FRIDAY 7TH FEBRUARY BENCHMARK  
 55 Handicap - 1560m  
 03 January 2025 - 17:50



Track Rating: Soft 5, Weather: Overcast, Rail Position: True

Section	Overall	1400m	1200m	1000m	800m	600m	400m	200m
Section Times	1:35.06 [7] (0:11.34)	1:23.72 [8] (0:11.71)	1:12.01 [9] (0:11.80)	1:00.21 [9] (0:11.86)	0:48.35 [9] (0:12.00)	0:36.35 [9] (0:12.06)	0:24.29 [9] (0:11.79)	0:12.50 [9] (0:12.50)
Average Speed [km/h]	50.8	62.8	61.4	61.2	60.5	60.4	61.2	57.7
Top Speed [km/h]	64.9	64.7	62.1	61.5	61.2	60.8	61.9	61.8
Avg. Dist. to Rail [m]	7.5	4.4	3.2	2.4	2.2	1.8	3.9	6.8
Avg. Stride Freq. [Hz]	2.2	2.4	2.4	2.4	2.4	2.4	2.4	2.4
Avg. Stride Length [m]	6.0	6.8	7.1	6.9	6.7	7.0	7.0	6.7



- [ ] Ranking at each section and finish
- .-.- No data available at this section
- NA No data available



Horse/Jockey Name	Rich Divinity
Final Rank	8
Fastest Section Time (Section)	0:11.07 (Overall)
Top Speed [km/h] (Section)	67.1 (1400m)
Race State	Finished

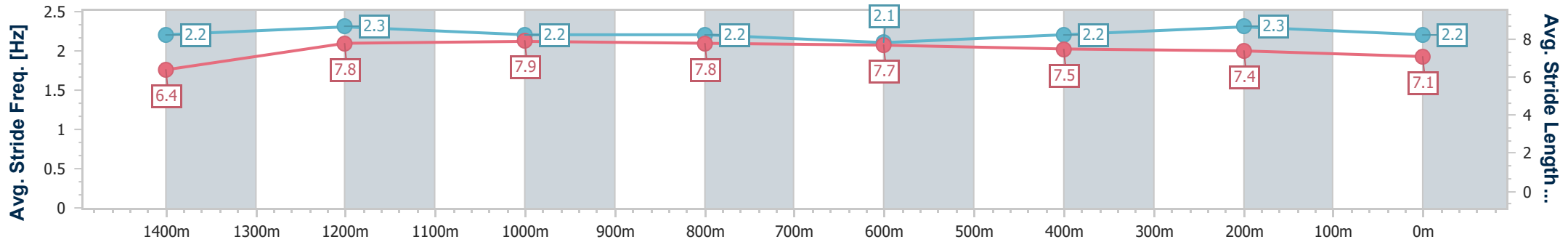
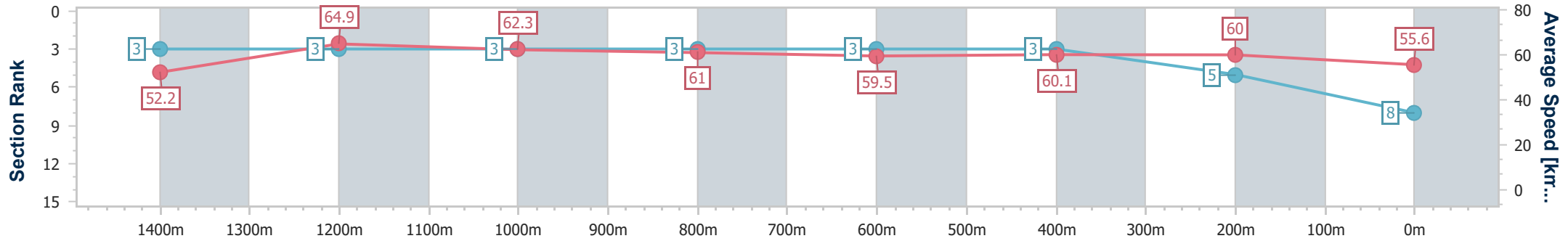


Mackay QLD Professional  
 Race 9: RACING AGAIN FRIDAY 7TH FEBRUARY BENCHMARK  
 55 Handicap - 1560m  
 03 January 2025 - 17:50



Track Rating: Soft 5, Weather: Overcast, Rail Position: True

Section	Overall	1400m	1200m	1000m	800m	600m	400m	200m
Section Times	1:35.10 [8] (0:11.07)	1:24.03 [3] (0:11.28)	1:12.75 [3] (0:11.62)	1:01.13 [3] (0:11.82)	0:49.31 [3] (0:12.14)	0:37.17 [3] (0:12.11)	0:25.06 [3] (0:12.12)	0:12.94 [5] (0:12.94)
Average Speed [km/h]	52.2	64.9	62.3	61.0	59.5	60.1	60.0	55.6
Top Speed [km/h]	66.8	67.1	63.3	62.0	60.4	60.7	60.3	59.1
Avg. Dist. to Rail [m]	8.4	3.7	1.3	1.1	1.5	1.5	4.3	6.7
Avg. Stride Freq. [Hz]	2.2	2.3	2.2	2.2	2.1	2.2	2.3	2.2
Avg. Stride Length [m]	6.4	7.8	7.9	7.8	7.7	7.5	7.4	7.1



- [ ] Ranking at each section and finish
- .-.- No data available at this section
- NA No data available



Horse/Jockey Name	Soften It Up
Final Rank	9
Fastest Section Time (Section)	0:11.11 (Overall)
Top Speed [km/h] (Section)	64.4 (1400m)
Race State	Finished

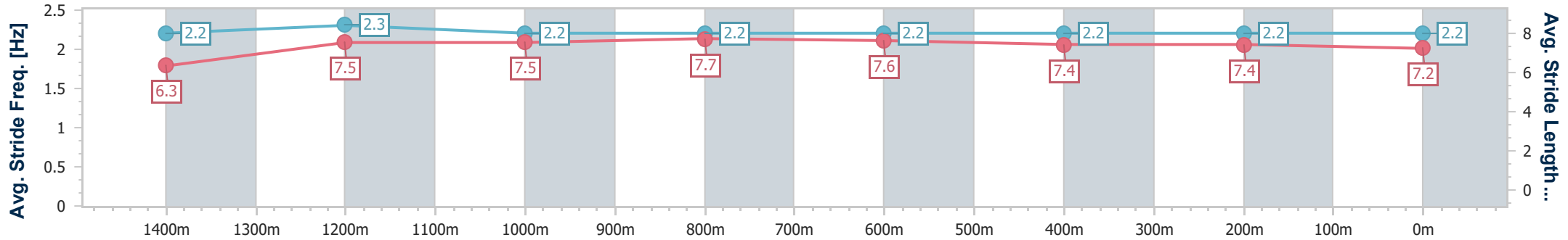
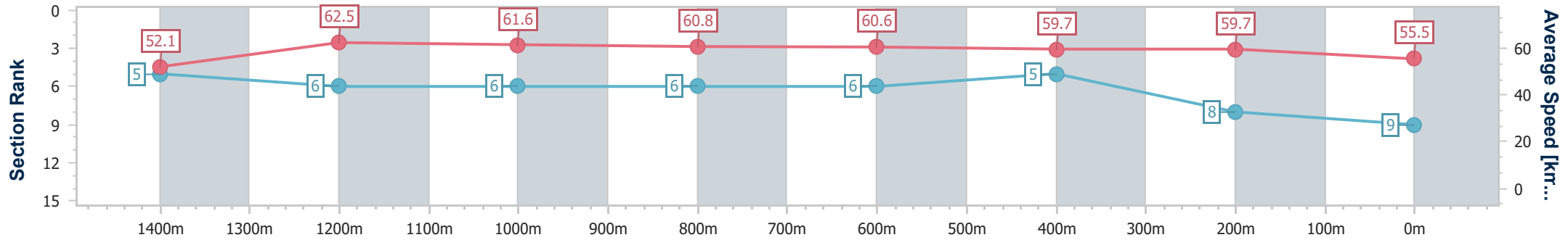


Mackay QLD Professional  
 Race 9: RACING AGAIN FRIDAY 7TH FEBRUARY BENCHMARK  
 55 Handicap - 1560m  
 03 January 2025 - 17:50



Track Rating: Soft 5, Weather: Overcast, Rail Position: True

Section	Overall	1400m	1200m	1000m	800m	600m	400m	200m
Section Times	1:35.35 [9] (0:11.11)	1:24.24 [5] (0:11.58)	1:12.66 [6] (0:11.72)	1:00.94 [6] (0:11.87)	0:49.07 [6] (0:11.93)	0:37.14 [6] (0:12.08)	0:25.06 [5] (0:12.12)	0:12.94 [8] (0:12.94)
Average Speed [km/h]	52.1	62.5	61.6	60.8	60.6	59.7	59.7	55.5
Top Speed [km/h]	64.3	64.4	62.5	61.5	61.1	60.2	59.8	59.3
Avg. Dist. to Rail [m]	2.5	1.6	1.4	1.0	0.9	0.5	1.8	2.0
Avg. Stride Freq. [Hz]	2.2	2.3	2.2	2.2	2.2	2.2	2.2	2.2
Avg. Stride Length [m]	6.3	7.5	7.5	7.7	7.6	7.4	7.4	7.2



- [ ] Ranking at each section and finish
- .-.- No data available at this section
- NA No data available



Horse/Jockey Name	Eyes Are Lion
Final Rank	10
Fastest Section Time (Section)	0:11.47 (Overall)
Top Speed [km/h] (Section)	64.5 (1400m)
Race State	Finished

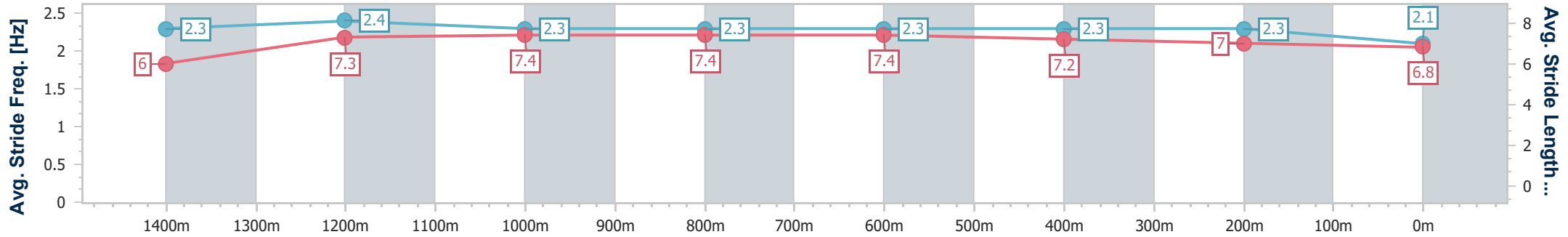
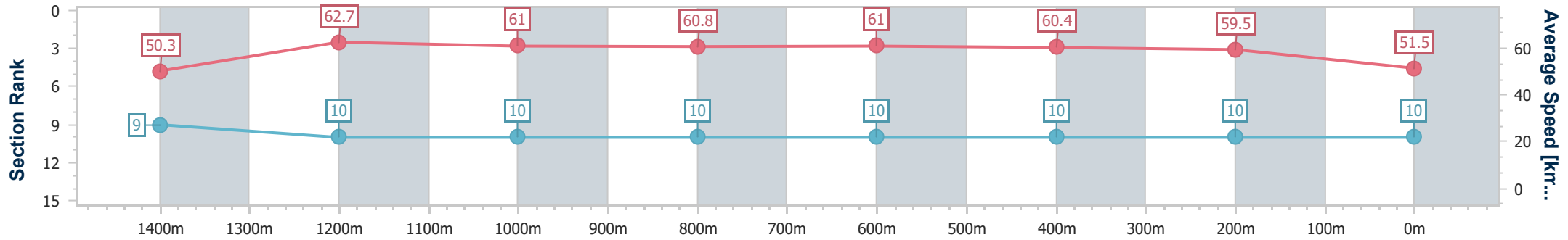


Mackay QLD Professional  
 Race 9: RACING AGAIN FRIDAY 7TH FEBRUARY BENCHMARK  
 55 Handicap - 1560m  
 03 January 2025 - 17:50



Track Rating: Soft 5, Weather: Overcast, Rail Position: True

Section	Overall	1400m	1200m	1000m	800m	600m	400m	200m
Section Times	1:37.22 [10] (0:11.47)	1:25.75 [9] (0:11.78)	1:13.97 [10] (0:11.89)	1:02.08 [10] (0:11.89)	0:50.19 [10] (0:11.93)	0:38.26 [10] (0:12.12)	0:26.14 [10] (0:12.18)	0:13.96 [10] (0:13.96)
Average Speed [km/h]	50.3	62.7	61.0	60.8	61.0	60.4	59.5	51.5
Top Speed [km/h]	63.4	64.5	62.0	61.7	61.5	61.7	61.9	58.2
Avg. Dist. to Rail [m]	10.3	5.6	3.2	2.4	2.3	2.2	4.6	8.0
Avg. Stride Freq. [Hz]	2.3	2.4	2.3	2.3	2.3	2.3	2.3	2.1
Avg. Stride Length [m]	6.0	7.3	7.4	7.4	7.4	7.2	7.0	6.8



- [ ] Ranking at each section and finish
- .-.- No data available at this section
- NA No data available