

01 January 2025 - 17:13

Track Rating: Soft 7, Weather: Fine, Rail Position: +4m Entire

| Section     |  | Overall              | 1200m                | 1000m                | 800m                     | 600m                     | 400m                     | Last 600m                |                          |                          |         |    |
|-------------|--|----------------------|----------------------|----------------------|--------------------------|--------------------------|--------------------------|--------------------------|--------------------------|--------------------------|---------|----|
| Field Times |  | 1:25.10<br>(0:12.92) | 1:12.18<br>(0:11.13) | 1:01.05<br>(0:12.02) | 0:49.03<br>(0:12.60)     | 0:36.43<br>(0:12.36)     | 0:24.07<br>(0:11.84)     | 0:36.43                  |                          |                          |         |    |
| Rank        | TAB Horse/Jockey                                 | Barrier              | Top Speed [km/h]     | Fastest Section      | Distance Travelled [m]   |                          |                          |                          |                          |                          |         |    |
| 1           | 4 <b>STAR ACT</b><br>Tahlia Fenlon               | 4                    | 65.9                 | 0:11.21              | 1:25.10 [1]<br>(0:13.55) | 1:11.55 [8]<br>(0:11.21) | 1:00.34 [7]<br>(0:11.95) | 0:48.39 [6]<br>(0:12.38) | 0:36.01 [7]<br>(0:12.43) | 0:23.58 [8]<br>(0:11.54) | 0:36.01 |    |
| 2           | 15 <b>CREATIVITY MISS</b><br>Nikita Beriman      | 6                    | 66.1                 | 0:11.21              | 1:25.25 [2]<br>(0:13.54) | 1:11.71 [7]<br>(0:11.21) | 1:00.50 [6]<br>(0:12.01) | 0:48.49 [7]<br>(0:12.32) | 0:36.17 [6]<br>(0:12.10) | 0:24.07 [3]<br>(0:11.69) | 0:36.17 | +0 |
| 3           | 8 <b>SCARLET PRINCE</b><br>Jasper Franklin       | 8                    | 66.0                 | 0:11.27              | 1:25.60 [3]<br>(0:13.27) | 1:12.33 [5]<br>(0:11.27) | 1:01.06 [5]<br>(0:11.90) | 0:49.16 [5]<br>(0:12.47) | 0:36.69 [4]<br>(0:12.39) | 0:24.30 [5]<br>(0:11.87) | 0:36.69 | +5 |
| 4           | 5 <b>BANDIT</b><br>Robbie Dolan                  | 7                    | 65.6                 | 0:11.23              | 1:25.64 [4]<br>(0:13.89) | 1:11.75 [9]<br>(0:11.23) | 1:00.52 [9]<br>(0:11.89) | 0:48.63 [9]<br>(0:12.34) | 0:36.29 [9]<br>(0:12.09) | 0:24.20 [7]<br>(0:11.75) | 0:36.29 | +1 |
| 5           | 6 <b>CASROCK</b><br>Emily Lang                   | 5                    | 64.7                 | 0:11.44              | 1:25.85 [5]<br>(0:12.94) | 1:12.91 [2]<br>(0:11.44) | 1:01.47 [3]<br>(0:12.04) | 0:49.43 [4]<br>(0:12.48) | 0:36.95 [3]<br>(0:12.28) | 0:24.67 [4]<br>(0:11.93) | 0:36.95 | +3 |
| 6           | 11 <b>TEMPER THE STORM</b><br>Kyle Wilson-Taylor | 2                    | 67.8                 | 0:11.32              | 1:26.07 [6]<br>(0:13.10) | 1:12.97 [4]<br>(0:11.32) | 1:01.65 [4]<br>(0:11.99) | 0:49.66 [3]<br>(0:12.55) | 0:37.11 [5]<br>(0:12.39) | 0:24.72 [6]<br>(0:11.92) | 0:37.11 | -2 |
| 7           | 3 <b>DISSELTATION</b><br>Boris Thornton          | 9                    | 64.2                 | 0:11.52              | 1:26.60 [7]<br>(0:13.40) | 1:13.20 [6]<br>(0:11.52) | 1:01.68 [8]<br>(0:11.96) | 0:49.72 [8]<br>(0:12.42) | 0:37.30 [8]<br>(0:12.23) | 0:25.07 [9]<br>(0:11.96) | 0:37.30 | +4 |
| 8           | 2 <b>MAGIC IN ME</b><br>Dan McGillivray          | 1                    | 67.0                 | 0:11.13              | 1:26.98 [8]<br>(0:12.92) | 1:14.06 [1]<br>(0:11.13) | 1:02.93 [1]<br>(0:12.02) | 0:50.91 [1]<br>(0:12.60) | 0:38.31 [1]<br>(0:12.45) | 0:25.86 [2]<br>(0:12.41) | 0:38.31 | +0 |
| 9           | 9 <b>MERCHANT LADY</b><br>Ron Stewart            | 3                    | 65.9                 | 0:11.21              | 1:28.27 [9]<br>(0:12.95) | 1:15.32 [3]<br>(0:11.21) | 1:04.11 [2]<br>(0:11.98) | 0:52.13 [2]<br>(0:12.63) | 0:39.50 [2]<br>(0:12.26) | 0:27.24 [1]<br>(0:12.37) | 0:39.50 | +1 |

Scratched: Sobute (#13), Pauli (#16), Ioane (#12), Nettles (#14), Demitasse (#1), Russian Mystic (#10), Lietuva (#7)



# Sunshine Coast QLD Professional

## Race 7: TAB BENCHMARK 65 Handicap - 1400m

01 January 2025 - 17:13



Track Rating: Soft 7, Weather: Fine, Rail Position: +4m Entire

| Section     |     |                         |         |                  |                 |             | 200m      |  |                        | Last 600m  |
|-------------|-----|-------------------------|---------|------------------|-----------------|-------------|-----------|--|------------------------|------------|
| Field Times |     |                         |         |                  |                 |             | 0:12.23   |  |                        | 0:36.43    |
|             |     |                         |         |                  |                 |             | (0:12.23) |  |                        |            |
| Rank        | TAB | Horse/Jockey            | Barrier | Top Speed [km/h] | Fastest Section | Margin      |           |  | Distance Travelled [m] |            |
| 1           | 4   | <b>STAR ACT</b>         | 4       | 65.9             | 0:11.21         | 0:12.04 [2] | 1:25.10   |  |                        | 0:36.01    |
|             |     | Tahlia Fenlon           |         | Overall          | 1200m           | (0:12.04)   |           |  |                        |            |
| 2           | 15  | <b>CREATIVITY MISS</b>  | 6       | 66.1             | 0:11.21         | 0:12.38 [1] | 0.8L      |  |                        | 0:36.17 +0 |
|             |     | Nikita Beriman          |         | 1200m            | 1200m           | (0:12.38)   |           |  |                        |            |
| 3           | 8   | <b>SCARLET PRINCE</b>   | 8       | 66.0             | 0:11.27         | 0:12.43 [4] | 2.8L      |  |                        | 0:36.69 +5 |
|             |     | Jasper Franklin         |         | 1200m            | 1200m           | (0:12.43)   |           |  |                        |            |
| 4           | 5   | <b>BANDIT</b>           | 7       | 65.6             | 0:11.23         | 0:12.45 [5] | 3L        |  |                        | 0:36.29 +1 |
|             |     | Robbie Dolan            |         | 1200m            | 1200m           | (0:12.45)   |           |  |                        |            |
| 5           | 6   | <b>CASROCK</b>          | 5       | 64.7             | 0:11.44         | 0:12.74 [3] | 4.3L      |  |                        | 0:36.95 +3 |
|             |     | Emily Lang              |         | Overall          | 1200m           | (0:12.74)   |           |  |                        |            |
| 6           | 11  | <b>TEMPER THE STORM</b> | 2       | 67.8             | 0:11.32         | 0:12.80 [6] | 5.6L      |  |                        | 0:37.11 -2 |
|             |     | Kyle Wilson-Taylor      |         | Overall          | 1200m           | (0:12.80)   |           |  |                        |            |
| 7           | 3   | <b>DISSELTATION</b>     | 9       | 64.2             | 0:11.52         | 0:13.11 [8] | 8.6L      |  |                        | 0:37.30 +4 |
|             |     | Boris Thornton          |         | Overall          | 1200m           | (0:13.11)   |           |  |                        |            |
| 8           | 2   | <b>MAGIC IN ME</b>      | 1       | 67.0             | 0:11.13         | 0:13.45 [9] | 10.6L     |  |                        | 0:38.31 +0 |
|             |     | Dan McGillivray         |         | 1200m            | 1200m           | (0:13.45)   |           |  |                        |            |
| 9           | 9   | <b>MERCHANT LADY</b>    | 3       | 65.9             | 0:11.21         | 0:14.87 [7] | 18.1L     |  |                        | 0:39.50 +1 |
|             |     | Ron Stewart             |         | 1200m            | 1200m           | (0:14.87)   |           |  |                        |            |

Scratched: Sobute (#13), Pauli (#16), Ioane (#12), Nettles (#14), Demitasse (#1), Russian Mystic (#10), Lietuva (#7)

[ ] Ranking at each section and finish  
 -:-:- No data available at this section  
 NA No data available

SCN Saddle cloth number  
 DNF Did not finish  
 DNT Did not track



|                                |                 |
|--------------------------------|-----------------|
| Horse/Jockey Name              | Star Act        |
| Final Rank                     | 1               |
| Fastest Section Time (Section) | 0:11.21 (1200m) |
| Top Speed [km/h] (Section)     | 65.9 (Overall)  |
| Race State                     | Finished        |



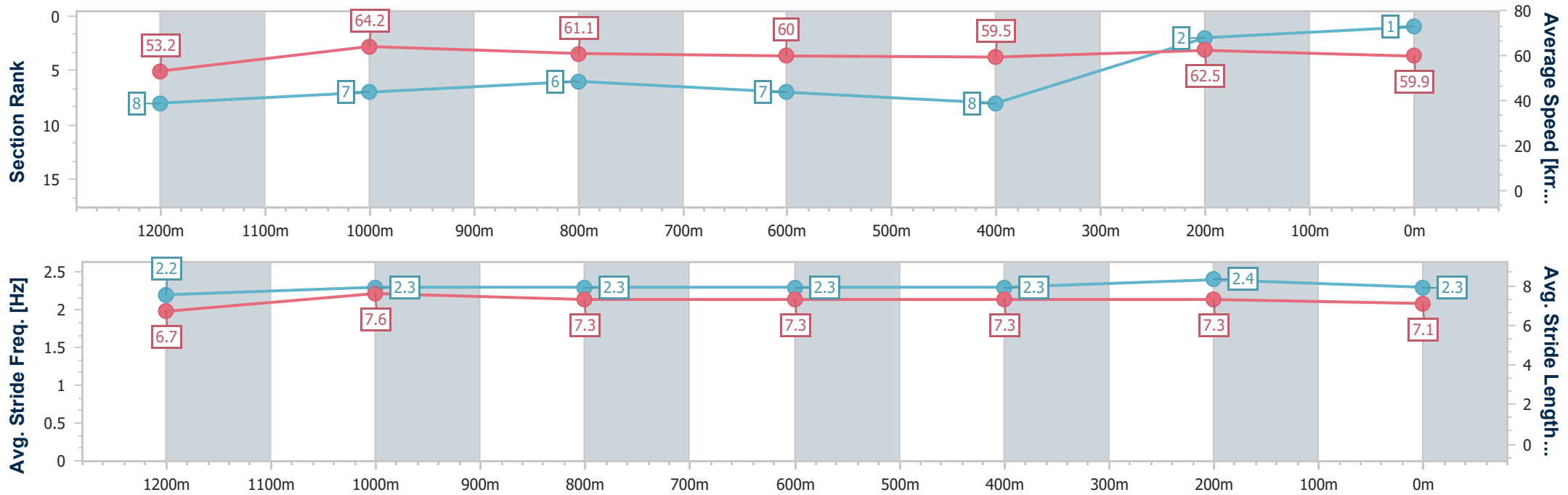
Sunshine Coast QLD Professional  
Race 7: TAB BENCHMARK 65 Handicap - 1400m



01 January 2025 - 17:13

Track Rating: Soft 7, Weather: Fine, Rail Position: +4m Entire

| Section                | Overall                  | 1200m                    | 1000m                    | 800m                     | 600m                     | 400m                     | 200m                     |
|------------------------|--------------------------|--------------------------|--------------------------|--------------------------|--------------------------|--------------------------|--------------------------|
| Section Times          | 1:25.10 [1]<br>(0:13.55) | 1:11.55 [8]<br>(0:11.21) | 1:00.34 [7]<br>(0:11.95) | 0:48.39 [6]<br>(0:12.38) | 0:36.01 [7]<br>(0:12.43) | 0:23.58 [8]<br>(0:11.54) | 0:12.04 [2]<br>(0:12.04) |
| Average Speed [km/h]   | 53.2                     | 64.2                     | 61.1                     | 60.0                     | 59.5                     | 62.5                     | 59.9                     |
| Top Speed [km/h]       | 65.9                     | 65.4                     | 63.4                     | 61.0                     | 60.6                     | 63.8                     | 62.5                     |
| Avg. Dist. to Rail [m] | 9.9                      | 6.5                      | 5.7                      | 5.5                      | 4.9                      | 4.8                      | 6.4                      |
| Avg. Stride Freq. [Hz] | 2.2                      | 2.3                      | 2.3                      | 2.3                      | 2.3                      | 2.4                      | 2.3                      |
| Avg. Stride Length [m] | 6.7                      | 7.6                      | 7.3                      | 7.3                      | 7.3                      | 7.3                      | 7.1                      |



- [ ] Ranking at each section and finish
- .-.- No data available at this section
- NA No data available



|                                |                 |
|--------------------------------|-----------------|
| Horse/Jockey Name              | Creativity Miss |
| Final Rank                     | 2               |
| Fastest Section Time (Section) | 0:11.21 (1200m) |
| Top Speed [km/h] (Section)     | 66.1 (1200m)    |
| Race State                     | Finished        |



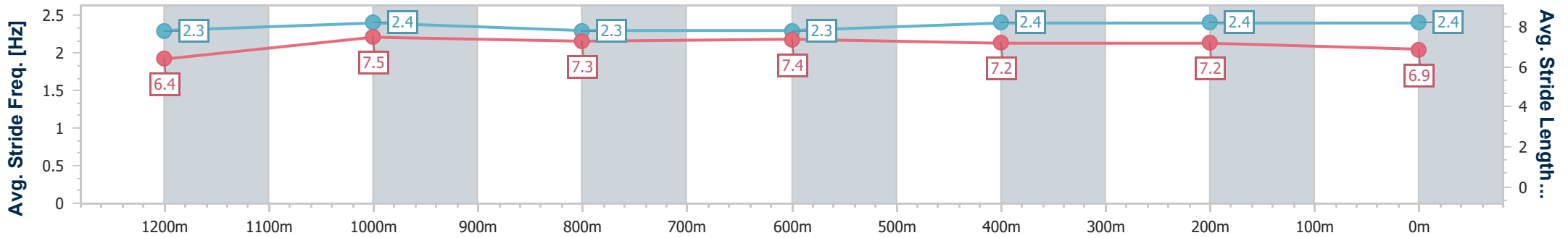
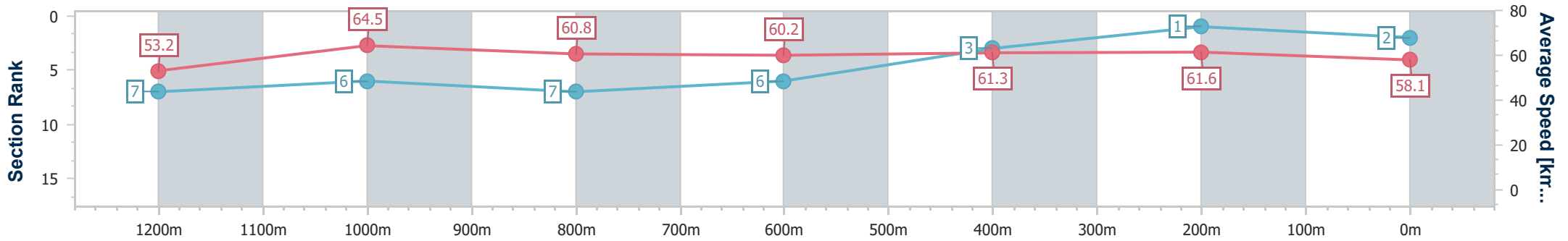
Sunshine Coast QLD Professional  
Race 7: TAB BENCHMARK 65 Handicap - 1400m



01 January 2025 - 17:13

Track Rating: Soft 7, Weather: Fine, Rail Position: +4m Entire

| Section                | Overall                  | 1200m                    | 1000m                    | 800m                     | 600m                     | 400m                     | 200m                     |
|------------------------|--------------------------|--------------------------|--------------------------|--------------------------|--------------------------|--------------------------|--------------------------|
| Section Times          | 1:25.25 [2]<br>(0:13.54) | 1:11.71 [7]<br>(0:11.21) | 1:00.50 [6]<br>(0:12.01) | 0:48.49 [7]<br>(0:12.32) | 0:36.17 [6]<br>(0:12.10) | 0:24.07 [3]<br>(0:11.69) | 0:12.38 [1]<br>(0:12.38) |
| Average Speed [km/h]   | 53.2                     | 64.5                     | 60.8                     | 60.2                     | 61.3                     | 61.6                     | 58.1                     |
| Top Speed [km/h]       | 66.0                     | 66.1                     | 62.9                     | 62.0                     | 62.2                     | 62.7                     | 60.2                     |
| Avg. Dist. to Rail [m] | 11.7                     | 7.8                      | 6.7                      | 5.4                      | 4.8                      | 7.4                      | 8.0                      |
| Avg. Stride Freq. [Hz] | 2.3                      | 2.4                      | 2.3                      | 2.3                      | 2.4                      | 2.4                      | 2.4                      |
| Avg. Stride Length [m] | 6.4                      | 7.5                      | 7.3                      | 7.4                      | 7.2                      | 7.2                      | 6.9                      |



- [ ] Ranking at each section and finish
- .-.- No data available at this section
- NA No data available



|                                |                 |
|--------------------------------|-----------------|
| Horse/Jockey Name              | Scarlet Prince  |
| Final Rank                     | 3               |
| Fastest Section Time (Section) | 0:11.27 (1200m) |
| Top Speed [km/h] (Section)     | 66.0 (1200m)    |
| Race State                     | Finished        |



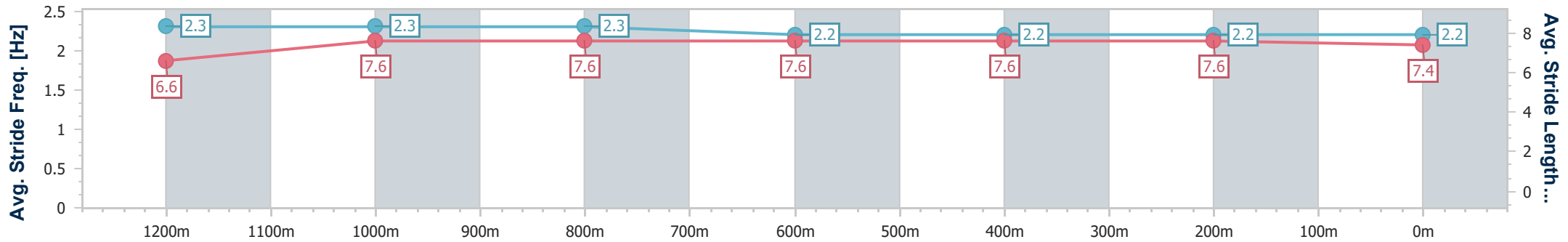
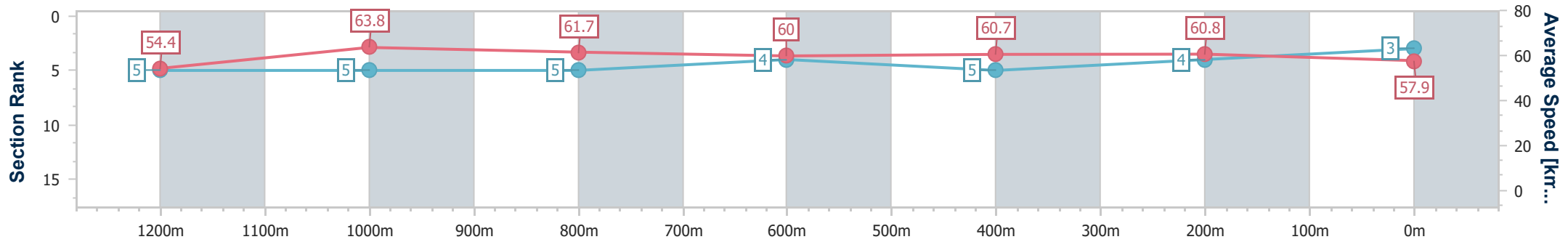
Sunshine Coast QLD Professional  
Race 7: TAB BENCHMARK 65 Handicap - 1400m



01 January 2025 - 17:13

Track Rating: Soft 7, Weather: Fine, Rail Position: +4m Entire

| Section                | Overall                  | 1200m                    | 1000m                    | 800m                     | 600m                     | 400m                     | 200m                     |
|------------------------|--------------------------|--------------------------|--------------------------|--------------------------|--------------------------|--------------------------|--------------------------|
| Section Times          | 1:25.60 [3]<br>(0:13.27) | 1:12.33 [5]<br>(0:11.27) | 1:01.06 [5]<br>(0:11.90) | 0:49.16 [5]<br>(0:12.47) | 0:36.69 [4]<br>(0:12.39) | 0:24.30 [5]<br>(0:11.87) | 0:12.43 [4]<br>(0:12.43) |
| Average Speed [km/h]   | 54.4                     | 63.8                     | 61.7                     | 60.0                     | 60.7                     | 60.8                     | 57.9                     |
| Top Speed [km/h]       | 65.8                     | 66.0                     | 62.7                     | 61.2                     | 61.2                     | 61.2                     | 59.8                     |
| Avg. Dist. to Rail [m] | 14.8                     | 9.3                      | 7.7                      | 7.3                      | 7.2                      | 9.6                      | 11.2                     |
| Avg. Stride Freq. [Hz] | 2.3                      | 2.3                      | 2.3                      | 2.2                      | 2.2                      | 2.2                      | 2.2                      |
| Avg. Stride Length [m] | 6.6                      | 7.6                      | 7.6                      | 7.6                      | 7.6                      | 7.6                      | 7.4                      |



- [ ] Ranking at each section and finish
- .-.- No data available at this section
- NA No data available



|                                |                 |
|--------------------------------|-----------------|
| Horse/Jockey Name              | Bandit          |
| Final Rank                     | 4               |
| Fastest Section Time (Section) | 0:11.23 (1200m) |
| Top Speed [km/h] (Section)     | 65.6 (1200m)    |
| Race State                     | Finished        |



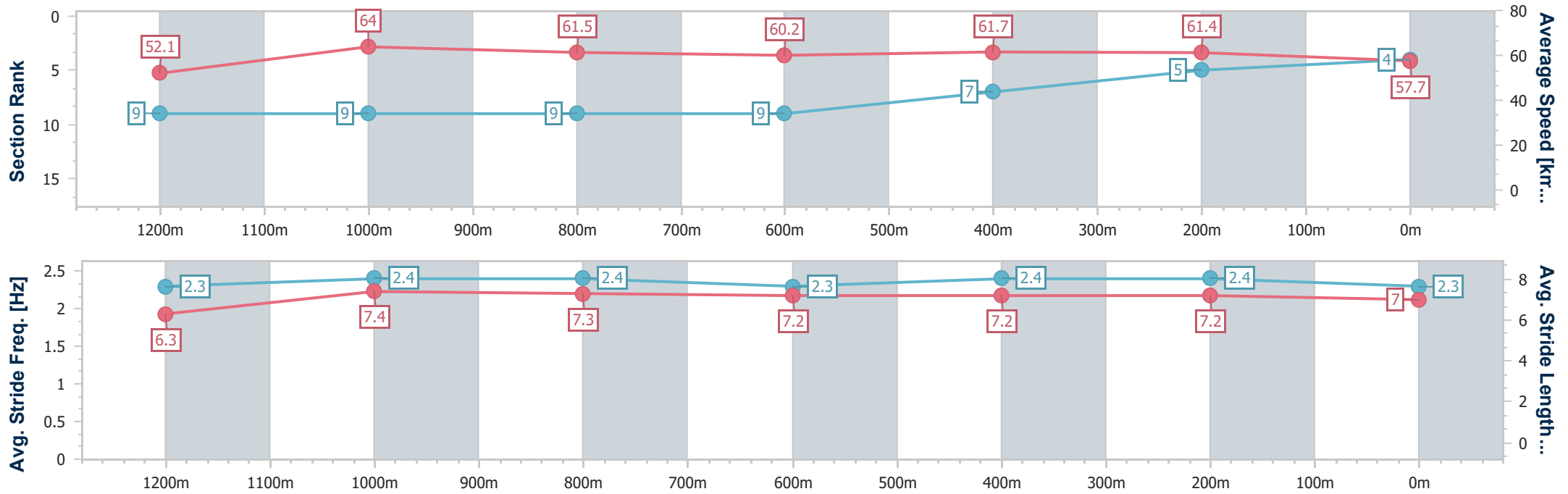
Sunshine Coast QLD Professional  
Race 7: TAB BENCHMARK 65 Handicap - 1400m



01 January 2025 - 17:13

Track Rating: Soft 7, Weather: Fine, Rail Position: +4m Entire

| Section                | Overall                  | 1200m                    | 1000m                    | 800m                     | 600m                     | 400m                     | 200m                     |
|------------------------|--------------------------|--------------------------|--------------------------|--------------------------|--------------------------|--------------------------|--------------------------|
| Section Times          | 1:25.64 [4]<br>(0:13.89) | 1:11.75 [9]<br>(0:11.23) | 1:00.52 [9]<br>(0:11.89) | 0:48.63 [9]<br>(0:12.34) | 0:36.29 [9]<br>(0:12.09) | 0:24.20 [7]<br>(0:11.75) | 0:12.45 [5]<br>(0:12.45) |
| Average Speed [km/h]   | 52.1                     | 64.0                     | 61.5                     | 60.2                     | 61.7                     | 61.4                     | 57.7                     |
| Top Speed [km/h]       | 64.4                     | 65.6                     | 63.8                     | 62.3                     | 62.8                     | 62.3                     | 60.8                     |
| Avg. Dist. to Rail [m] | 11.9                     | 6.9                      | 6.2                      | 5.5                      | 5.8                      | 8.1                      | 7.2                      |
| Avg. Stride Freq. [Hz] | 2.3                      | 2.4                      | 2.4                      | 2.3                      | 2.4                      | 2.4                      | 2.3                      |
| Avg. Stride Length [m] | 6.3                      | 7.4                      | 7.3                      | 7.2                      | 7.2                      | 7.2                      | 7.0                      |



- [ ] Ranking at each section and finish
- .-.- No data available at this section
- NA No data available



|                                |                 |
|--------------------------------|-----------------|
| Horse/Jockey Name              | Casrock         |
| Final Rank                     | 5               |
| Fastest Section Time (Section) | 0:11.44 (1200m) |
| Top Speed [km/h] (Section)     | 64.7 (Overall)  |
| Race State                     | Finished        |



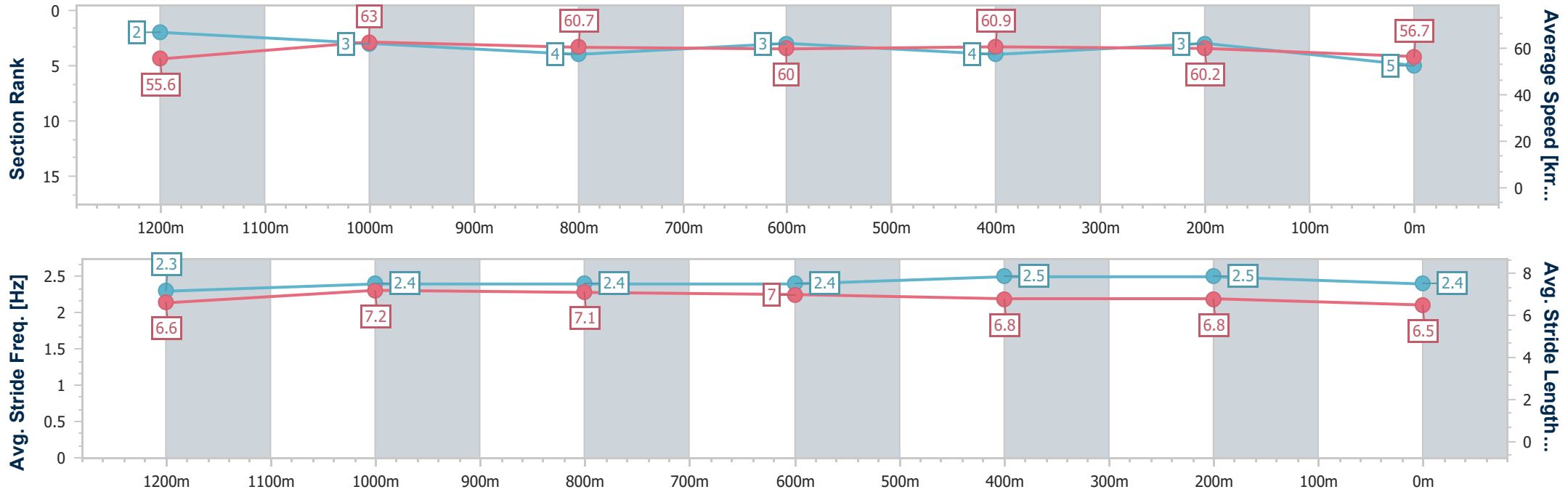
Sunshine Coast QLD Professional  
Race 7: TAB BENCHMARK 65 Handicap - 1400m



01 January 2025 - 17:13

Track Rating: Soft 7, Weather: Fine, Rail Position: +4m Entire

| Section                | Overall                  | 1200m                    | 1000m                    | 800m                     | 600m                     | 400m                     | 200m                     |
|------------------------|--------------------------|--------------------------|--------------------------|--------------------------|--------------------------|--------------------------|--------------------------|
| Section Times          | 1:25.85 [5]<br>(0:12.94) | 1:12.91 [2]<br>(0:11.44) | 1:01.47 [3]<br>(0:12.04) | 0:49.43 [4]<br>(0:12.48) | 0:36.95 [3]<br>(0:12.28) | 0:24.67 [4]<br>(0:11.93) | 0:12.74 [3]<br>(0:12.74) |
| Average Speed [km/h]   | 55.6                     | 63.0                     | 60.7                     | 60.0                     | 60.9                     | 60.2                     | 56.7                     |
| Top Speed [km/h]       | 64.7                     | 64.1                     | 62.8                     | 61.7                     | 62.2                     | 61.2                     | 59.0                     |
| Avg. Dist. to Rail [m] | 12.0                     | 8.5                      | 6.8                      | 6.3                      | 6.4                      | 9.3                      | 9.6                      |
| Avg. Stride Freq. [Hz] | 2.3                      | 2.4                      | 2.4                      | 2.4                      | 2.5                      | 2.5                      | 2.4                      |
| Avg. Stride Length [m] | 6.6                      | 7.2                      | 7.1                      | 7.0                      | 6.8                      | 6.8                      | 6.5                      |



- [ ] Ranking at each section and finish
- .-.- No data available at this section
- NA No data available



|                                |                  |
|--------------------------------|------------------|
| Horse/Jockey Name              | Temper The Storm |
| Final Rank                     | 6                |
| Fastest Section Time (Section) | 0:11.32 (1200m)  |
| Top Speed [km/h] (Section)     | 67.8 (Overall)   |
| Race State                     | Finished         |



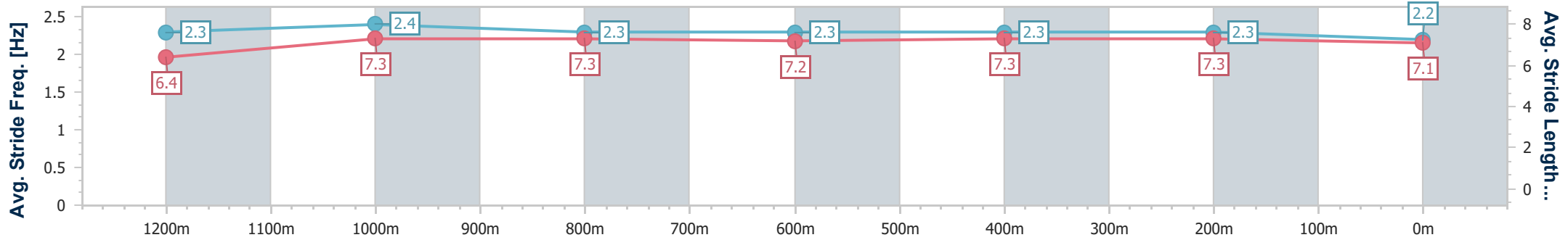
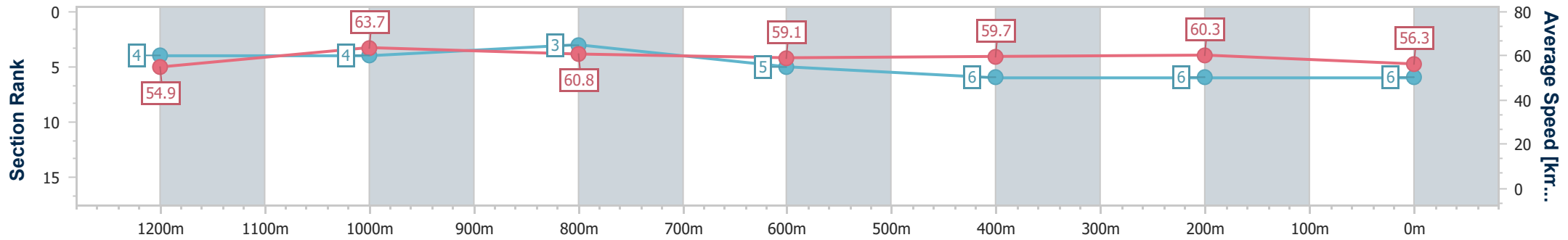
Sunshine Coast QLD Professional  
Race 7: TAB BENCHMARK 65 Handicap - 1400m



01 January 2025 - 17:13

Track Rating: Soft 7, Weather: Fine, Rail Position: +4m Entire

| Section                | Overall                  | 1200m                    | 1000m                    | 800m                     | 600m                     | 400m                     | 200m                     |
|------------------------|--------------------------|--------------------------|--------------------------|--------------------------|--------------------------|--------------------------|--------------------------|
| Section Times          | 1:26.07 [6]<br>(0:13.10) | 1:12.97 [4]<br>(0:11.32) | 1:01.65 [4]<br>(0:11.99) | 0:49.66 [3]<br>(0:12.55) | 0:37.11 [5]<br>(0:12.39) | 0:24.72 [6]<br>(0:11.92) | 0:12.80 [6]<br>(0:12.80) |
| Average Speed [km/h]   | 54.9                     | 63.7                     | 60.8                     | 59.1                     | 59.7                     | 60.3                     | 56.3                     |
| Top Speed [km/h]       | 67.8                     | 65.3                     | 61.9                     | 59.8                     | 60.6                     | 61.3                     | 59.5                     |
| Avg. Dist. to Rail [m] | 9.4                      | 7.5                      | 5.8                      | 5.4                      | 4.2                      | 4.6                      | 4.9                      |
| Avg. Stride Freq. [Hz] | 2.3                      | 2.4                      | 2.3                      | 2.3                      | 2.3                      | 2.3                      | 2.2                      |
| Avg. Stride Length [m] | 6.4                      | 7.3                      | 7.3                      | 7.2                      | 7.3                      | 7.3                      | 7.1                      |



- [ ] Ranking at each section and finish
- .-.- No data available at this section
- NA No data available





|                                |                 |
|--------------------------------|-----------------|
| Horse/Jockey Name              | Disselation     |
| Final Rank                     | 7               |
| Fastest Section Time (Section) | 0:11.52 (1200m) |
| Top Speed [km/h] (Section)     | 64.2 (Overall)  |
| Race State                     | Finished        |



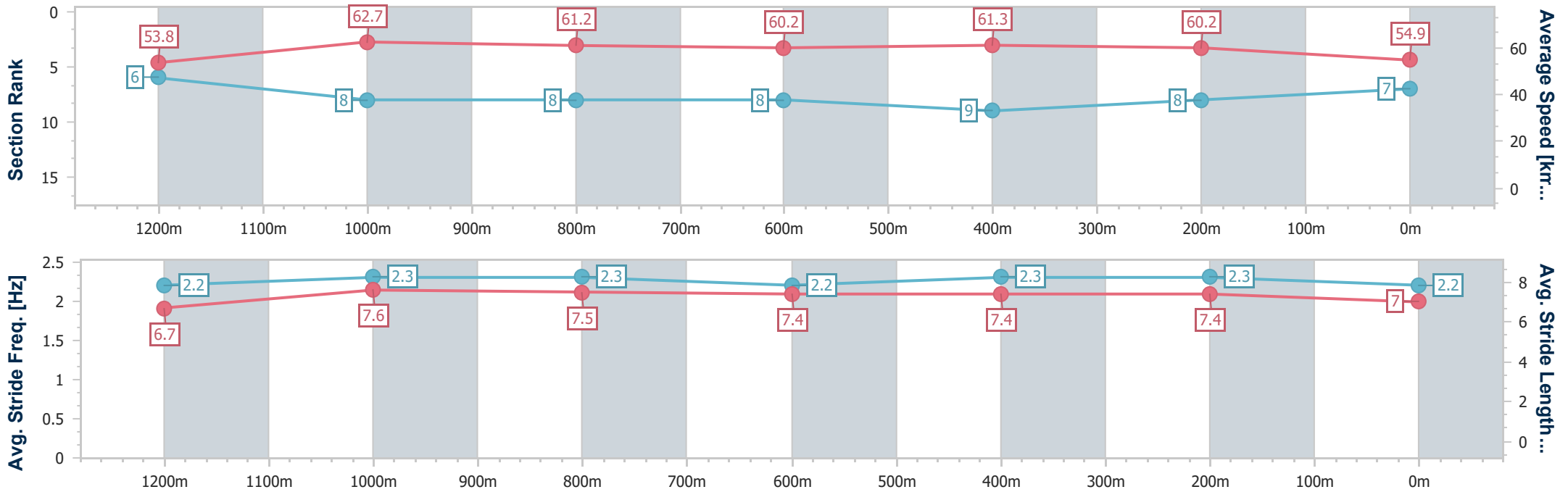
Sunshine Coast QLD Professional  
Race 7: TAB BENCHMARK 65 Handicap - 1400m



01 January 2025 - 17:13

Track Rating: Soft 7, Weather: Fine, Rail Position: +4m Entire

| Section                | Overall                  | 1200m                    | 1000m                    | 800m                     | 600m                     | 400m                     | 200m                     |
|------------------------|--------------------------|--------------------------|--------------------------|--------------------------|--------------------------|--------------------------|--------------------------|
| Section Times          | 1:26.60 [7]<br>(0:13.40) | 1:13.20 [6]<br>(0:11.52) | 1:01.68 [8]<br>(0:11.96) | 0:49.72 [8]<br>(0:12.42) | 0:37.30 [8]<br>(0:12.23) | 0:25.07 [9]<br>(0:11.96) | 0:13.11 [8]<br>(0:13.11) |
| Average Speed [km/h]   | 53.8                     | 62.7                     | 61.2                     | 60.2                     | 61.3                     | 60.2                     | 54.9                     |
| Top Speed [km/h]       | 64.2                     | 63.4                     | 62.6                     | 62.1                     | 62.1                     | 61.0                     | 58.8                     |
| Avg. Dist. to Rail [m] | 16.5                     | 9.5                      | 7.2                      | 6.7                      | 7.0                      | 10.2                     | 11.7                     |
| Avg. Stride Freq. [Hz] | 2.2                      | 2.3                      | 2.3                      | 2.2                      | 2.3                      | 2.3                      | 2.2                      |
| Avg. Stride Length [m] | 6.7                      | 7.6                      | 7.5                      | 7.4                      | 7.4                      | 7.4                      | 7.0                      |



- [ ] Ranking at each section and finish
- .-.- No data available at this section
- NA No data available



|                                |                 |
|--------------------------------|-----------------|
| Horse/Jockey Name              | Magic In Me     |
| Final Rank                     | 8               |
| Fastest Section Time (Section) | 0:11.13 (1200m) |
| Top Speed [km/h] (Section)     | 67.0 (1200m)    |
| Race State                     | Finished        |



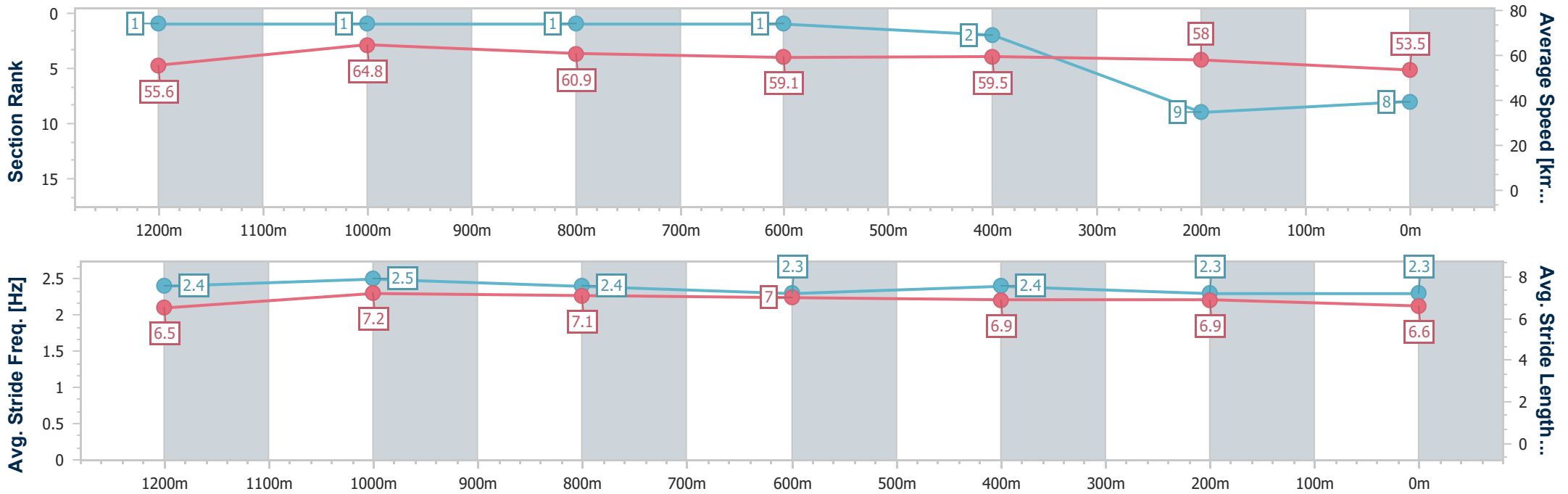
Sunshine Coast QLD Professional  
Race 7: TAB BENCHMARK 65 Handicap - 1400m



01 January 2025 - 17:13

Track Rating: Soft 7, Weather: Fine, Rail Position: +4m Entire

| Section                | Overall                  | 1200m                    | 1000m                    | 800m                     | 600m                     | 400m                     | 200m                     |
|------------------------|--------------------------|--------------------------|--------------------------|--------------------------|--------------------------|--------------------------|--------------------------|
| Section Times          | 1:26.98 [8]<br>(0:12.92) | 1:14.06 [1]<br>(0:11.13) | 1:02.93 [1]<br>(0:12.02) | 0:50.91 [1]<br>(0:12.60) | 0:38.31 [1]<br>(0:12.45) | 0:25.86 [2]<br>(0:12.41) | 0:13.45 [9]<br>(0:13.45) |
| Average Speed [km/h]   | 55.6                     | 64.8                     | 60.9                     | 59.1                     | 59.5                     | 58.0                     | 53.5                     |
| Top Speed [km/h]       | 66.9                     | 67.0                     | 62.2                     | 60.3                     | 59.8                     | 59.4                     | 55.7                     |
| Avg. Dist. to Rail [m] | 8.8                      | 7.4                      | 6.4                      | 5.8                      | 4.8                      | 5.3                      | 6.4                      |
| Avg. Stride Freq. [Hz] | 2.4                      | 2.5                      | 2.4                      | 2.3                      | 2.4                      | 2.3                      | 2.3                      |
| Avg. Stride Length [m] | 6.5                      | 7.2                      | 7.1                      | 7.0                      | 6.9                      | 6.9                      | 6.6                      |



- [ ] Ranking at each section and finish
- .-.- No data available at this section
- NA No data available



|                                |                 |
|--------------------------------|-----------------|
| Horse/Jockey Name              | Merchant Lady   |
| Final Rank                     | 9               |
| Fastest Section Time (Section) | 0:11.21 (1200m) |
| Top Speed [km/h] (Section)     | 65.9 (1200m)    |
| Race State                     | Finished        |



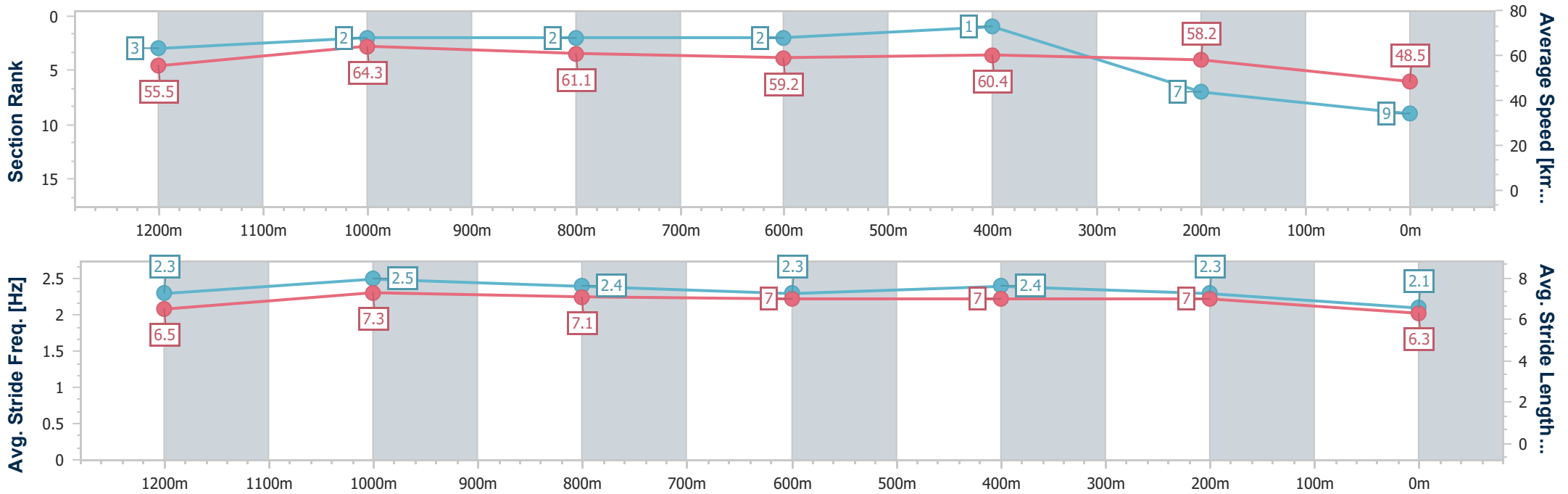
Sunshine Coast QLD Professional  
Race 7: TAB BENCHMARK 65 Handicap - 1400m



01 January 2025 - 17:13

Track Rating: Soft 7, Weather: Fine, Rail Position: +4m Entire

| Section                | Overall                  | 1200m                    | 1000m                    | 800m                     | 600m                     | 400m                     | 200m                     |
|------------------------|--------------------------|--------------------------|--------------------------|--------------------------|--------------------------|--------------------------|--------------------------|
| Section Times          | 1:28.27 [9]<br>(0:12.95) | 1:15.32 [3]<br>(0:11.21) | 1:04.11 [2]<br>(0:11.98) | 0:52.13 [2]<br>(0:12.63) | 0:39.50 [2]<br>(0:12.26) | 0:27.24 [1]<br>(0:12.37) | 0:14.87 [7]<br>(0:14.87) |
| Average Speed [km/h]   | 55.5                     | 64.3                     | 61.1                     | 59.2                     | 60.4                     | 58.2                     | 48.5                     |
| Top Speed [km/h]       | 65.9                     | 65.9                     | 63.5                     | 61.3                     | 62.6                     | 61.1                     | 54.8                     |
| Avg. Dist. to Rail [m] | 10.2                     | 7.7                      | 6.9                      | 6.3                      | 5.3                      | 6.2                      | 7.3                      |
| Avg. Stride Freq. [Hz] | 2.3                      | 2.5                      | 2.4                      | 2.3                      | 2.4                      | 2.3                      | 2.1                      |
| Avg. Stride Length [m] | 6.5                      | 7.3                      | 7.1                      | 7.0                      | 7.0                      | 7.0                      | 6.3                      |



- [ ] Ranking at each section and finish
- .-.- No data available at this section
- NA No data available