



# Sunshine Coast QLD Professional

## Race 5: HIGGINS COATINGS Class 1 Plate - 1600m

01 January 2025 - 15:53



Track Rating: Soft 7, Weather: Fine, Rail Position: +4m Entire

Section		Field Times												
Overall	1400m	1200m	1000m	800m	600m	400m	Last 600m							
1:38.54 (0:12.77)	1:25.77 (0:11.63)	1:14.14 (0:12.37)	1:01.77 (0:12.54)	0:49.23 (0:12.59)	0:36.64 (0:12.28)	0:24.36 (0:12.21)	0:36.64							
Rank	TAB	Horse/Jockey	Barrier	Top Speed [km/h]	Fastest Section									Distance Travelled [m]
1	8	<b>MR O'REILLY</b> Luke Dempsey	3	65.1 Overall	0:11.78 400m	1:38.54 [1] (0:13.42)	1:25.12 [7] (0:11.84)	1:13.28 [6] (0:12.17)	1:01.11 [5] (0:12.60)	0:48.51 [5] (0:12.40)	0:36.11 [5] (0:12.18)	0:23.93 [5] (0:11.78)	0:36.11	
2	1	<b>BLUEPRINT</b> Dan McGillivray	2	63.4 800m	0:11.65 400m	1:39.02 [2] (0:13.56)	1:25.46 [8] (0:12.06)	1:13.40 [9] (0:12.38)	1:01.02 [9] (0:12.59)	0:48.43 [9] (0:12.26)	0:36.17 [9] (0:12.35)	0:23.82 [8] (0:11.65)	0:36.17	+0
3	7	<b>LET'SGO HUGO</b> Robbie Dolan	1	63.4 Overall	0:11.77 1400m	1:39.02 [3] (0:13.06)	1:25.96 [4] (0:11.77)	1:14.19 [4] (0:12.30)	1:01.89 [4] (0:12.51)	0:49.38 [4] (0:12.52)	0:36.86 [4] (0:12.36)	0:24.50 [4] (0:11.90)	0:36.86	+2
4	9	<b>AUTORA</b> Ryan Maloney	6	62.5 1400m	0:11.84 1400m	1:39.11 [4] (0:13.74)	1:25.37 [9] (0:11.84)	1:13.53 [8] (0:12.09)	1:01.44 [7] (0:12.62)	0:48.82 [7] (0:12.35)	0:36.47 [7] (0:12.30)	0:24.17 [7] (0:11.84)	0:36.47	+0
5	3	<b>MOISSANITE</b> Dale Smith	5	62.6 Overall	0:11.97 400m	1:40.12 [5] (0:13.31)	1:26.81 [6] (0:12.14)	1:14.67 [7] (0:12.22)	1:02.45 [7] (0:12.72)	0:49.73 [8] (0:12.43)	0:37.30 [8] (0:12.49)	0:24.81 [9] (0:11.97)	0:37.30	+3
6	11	<b>PRETTY RHO</b> Tahlia Fenlon	9	65.0 Overall	0:11.67 1400m	1:40.31 [6] (0:12.88)	1:27.43 [2] (0:11.67)	1:15.76 [2] (0:12.32)	1:03.44 [2] (0:12.47)	0:50.97 [2] (0:12.56)	0:38.41 [1] (0:12.28)	0:26.13 [1] (0:12.33)	0:38.41	+4
7	13	<b>VORTEXIA</b> Bailey Wheeler	7	64.6 Overall	0:11.76 1400m	1:40.34 [7] (0:12.96)	1:27.38 [3] (0:11.76)	1:15.62 [3] (0:12.39)	1:03.23 [3] (0:12.50)	0:50.73 [3] (0:12.40)	0:38.33 [3] (0:12.40)	0:25.93 [3] (0:12.37)	0:38.33	+7
8	2	<b>EIGHT CYLINDERS</b> Luke Tarrant	4	63.6 Overall	0:12.07 1400m	1:40.35 [8] (0:13.10)	1:27.25 [5] (0:12.07)	1:15.18 [5] (0:12.29)	1:02.89 [6] (0:12.65)	0:50.24 [6] (0:12.33)	0:37.91 [6] (0:12.40)	0:25.51 [6] (0:12.10)	0:37.91	+3
9	5	<b>SCRIBBLE</b> Nikita Beriman	8	63.8 1400m	0:11.63 1400m	1:41.40 [9] (0:12.77)	1:28.63 [1] (0:11.63)	1:17.00 [1] (0:12.37)	1:04.63 [1] (0:12.54)	0:52.09 [1] (0:12.63)	0:39.46 [2] (0:12.33)	0:27.13 [2] (0:12.67)	0:39.46	-1

Scratched: Nagamie (#4), Trapeze Torque (#6), Miss Mozambique (#10), Sunbeam Legend (#12)

[ ] Ranking at each section and finish  
 -:-:- No data available at this section  
 NA No data available

SCN Saddle cloth number  
 DNF Did not finish  
 DNT Did not track



**Sunshine Coast QLD Professional**  
**Race 5: HIGGINS COATINGS Class 1 Plate - 1600m**  
01 January 2025 - 15:53



Track Rating: Soft 7, Weather: Fine, Rail Position: +4m Entire

Section							200m			Last 600m
Field Times							0:12.15			0:36.64
							(0:12.15)			
Rank	TAB	Horse/Jockey	Barrier	Top Speed [km/h]	Fastest Section	Margin			Distance Travelled [m]	
1	8	<b>MR O'REILLY</b>	3	65.1	0:11.78	0:12.15 [1]	1:38.54		0:36.11	
		Luke Dempsey		Overall	400m	(0:12.15)				
2	1	<b>BLUEPRINT</b>	2	63.4	0:11.65	0:12.17 [6]	2.8L		0:36.17 +0	
		Dan McGillivray		800m	400m	(0:12.17)				
3	7	<b>LET'SGO HUGO</b>	1	63.4	0:11.77	0:12.60 [2]	2.9L		0:36.86 +2	
		Robbie Dolan		Overall	1400m	(0:12.60)				
4	9	<b>AUTORA</b>	6	62.5	0:11.84	0:12.33 [4]	3.3L		0:36.47 +0	
		Ryan Maloney		1400m	1400m	(0:12.33)				
5	3	<b>MOISSANITE</b>	5	62.6	0:11.97	0:12.84 [9]	9.1L		0:37.30 +3	
		Dale Smith		Overall	400m	(0:12.84)				
6	11	<b>PRETTY RHO</b>	9	65.0	0:11.67	0:13.80 [3]	10.1L		0:38.41 +4	
		Tahlia Fenlon		Overall	1400m	(0:13.80)				
7	13	<b>VORTEXIA</b>	7	64.6	0:11.76	0:13.56 [5]	10.2L		0:38.33 +7	
		Bailey Wheeler		Overall	1400m	(0:13.56)				
8	2	<b>EIGHT CYLINDERS</b>	4	63.6	0:12.07	0:13.41 [7]	10.3L		0:37.91 +3	
		Luke Tarrant		Overall	1400m	(0:13.41)				
9	5	<b>SCRIBBLE</b>	8	63.8	0:11.63	0:14.46 [8]	16.3L		0:39.46 -1	
		Nikita Beriman		1400m	1400m	(0:14.46)				

Scratched: Nagamie (#4), Trapeze Torque (#6), Miss Mozambique (#10), Sunbeam Legend (#12)

[ ] Ranking at each section and finish  
-:--:-- No data available at this section  
NA No data available

SCN Saddle cloth number  
DNF Did not finish  
DNT Did not track



Horse/Jockey Name	Mr O'reilly
Final Rank	1
Fastest Section Time (Section)	0:11.78 (400m)
Top Speed [km/h] (Section)	65.1 (Overall)
Race State	Finished



Sunshine Coast QLD Professional

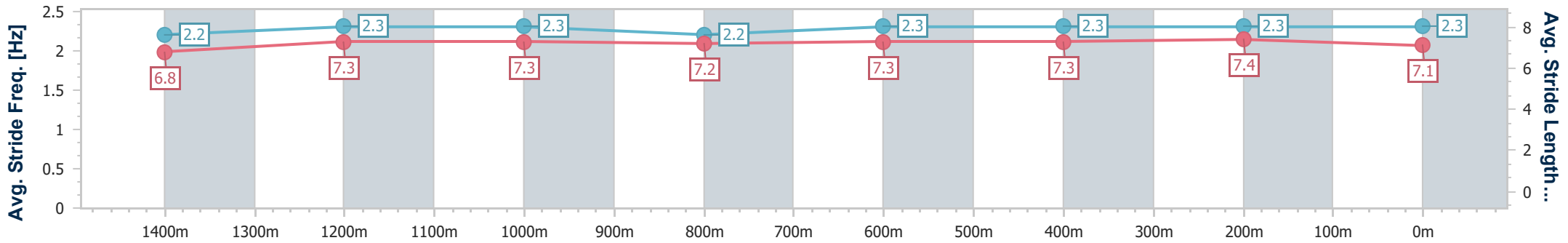
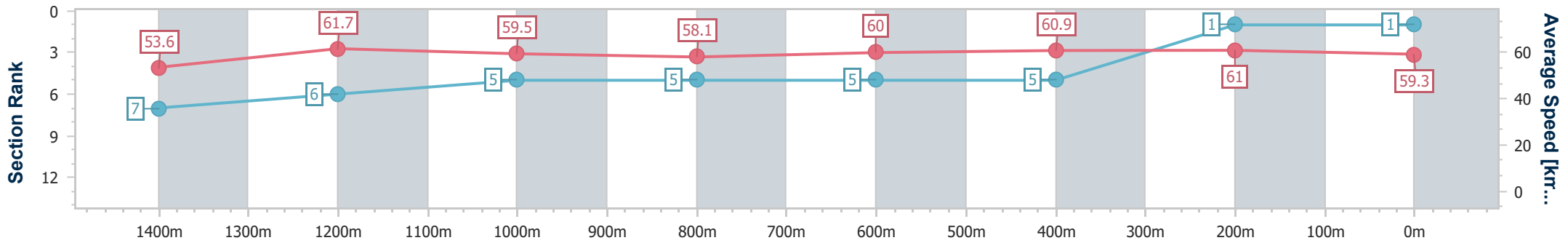
Race 5: HIGGINS COATINGS Class 1 Plate - 1600m



01 January 2025 - 15:53

Track Rating: Soft 7, Weather: Fine, Rail Position: +4m Entire

Section	Overall	1400m	1200m	1000m	800m	600m	400m	200m
Section Times	1:38.54 [1] (0:13.42)	1:25.12 [7] (0:11.84)	1:13.28 [6] (0:12.17)	1:01.11 [5] (0:12.60)	0:48.51 [5] (0:12.40)	0:36.11 [5] (0:12.18)	0:23.93 [5] (0:11.78)	0:12.15 [1] (0:12.15)
Average Speed [km/h]	53.6	61.7	59.5	58.1	60.0	60.9	61.0	59.3
Top Speed [km/h]	65.1	63.1	61.3	59.3	60.8	61.8	62.1	61.0
Avg. Dist. to Rail [m]	8.0	6.3	6.5	6.3	5.5	4.9	6.7	7.4
Avg. Stride Freq. [Hz]	2.2	2.3	2.3	2.2	2.3	2.3	2.3	2.3
Avg. Stride Length [m]	6.8	7.3	7.3	7.2	7.3	7.3	7.4	7.1



- [ ] Ranking at each section and finish
- .-.- No data available at this section
- NA No data available



Horse/Jockey Name	Blueprint
Final Rank	2
Fastest Section Time (Section)	0:11.65 (400m)
Top Speed [km/h] (Section)	63.4 (800m)
Race State	Finished



Sunshine Coast QLD Professional

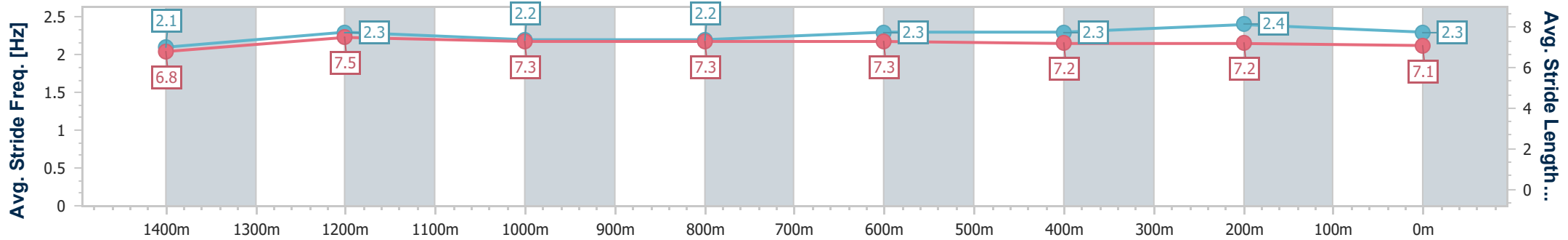
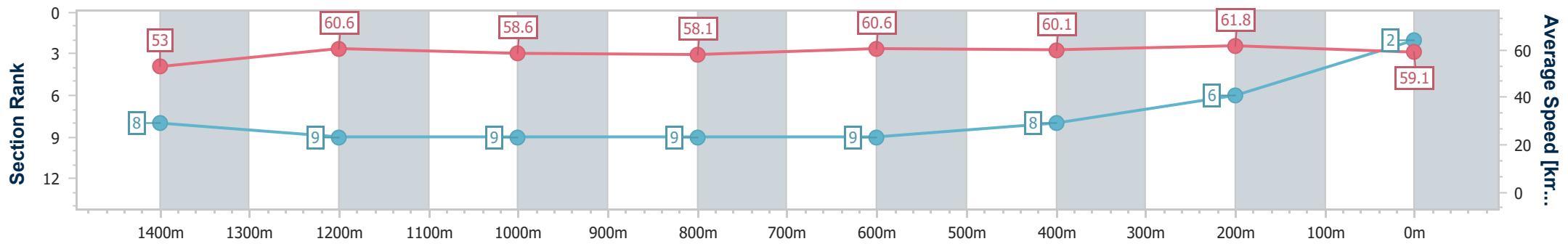
Race 5: HIGGINS COATINGS Class 1 Plate - 1600m



01 January 2025 - 15:53

Track Rating: Soft 7, Weather: Fine, Rail Position: +4m Entire

Section	Overall	1400m	1200m	1000m	800m	600m	400m	200m
Section Times	1:39.02 [2] (0:13.56)	1:25.46 [8] (0:12.06)	1:13.40 [9] (0:12.38)	1:01.02 [9] (0:12.59)	0:48.43 [9] (0:12.26)	0:36.17 [9] (0:12.35)	0:23.82 [8] (0:11.65)	0:12.17 [6]
Average Speed [km/h]	53.0	60.6	58.6	58.1	60.6	60.1	61.8	59.1
Top Speed [km/h]	61.9	61.8	61.1	61.2	63.4	63.1	63.3	62.3
Avg. Dist. to Rail [m]	8.4	7.0	7.2	6.7	5.4	4.8	10.3	12.4
Avg. Stride Freq. [Hz]	2.1	2.3	2.2	2.2	2.3	2.3	2.4	2.3
Avg. Stride Length [m]	6.8	7.5	7.3	7.3	7.3	7.2	7.2	7.1



- [ ] Ranking at each section and finish
- .-.- No data available at this section
- NA No data available



Horse/Jockey Name	Let'sgo Hugo
Final Rank	3
Fastest Section Time (Section)	0:11.77 (1400m)
Top Speed [km/h] (Section)	63.4 (Overall)
Race State	Finished



### Sunshine Coast QLD Professional

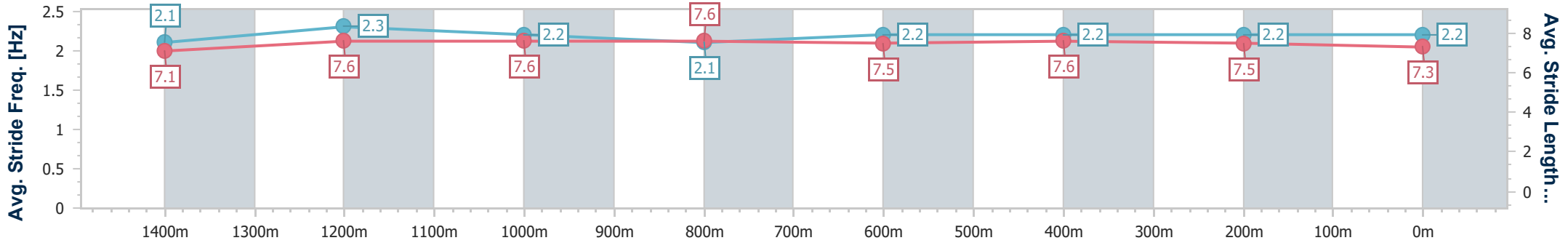
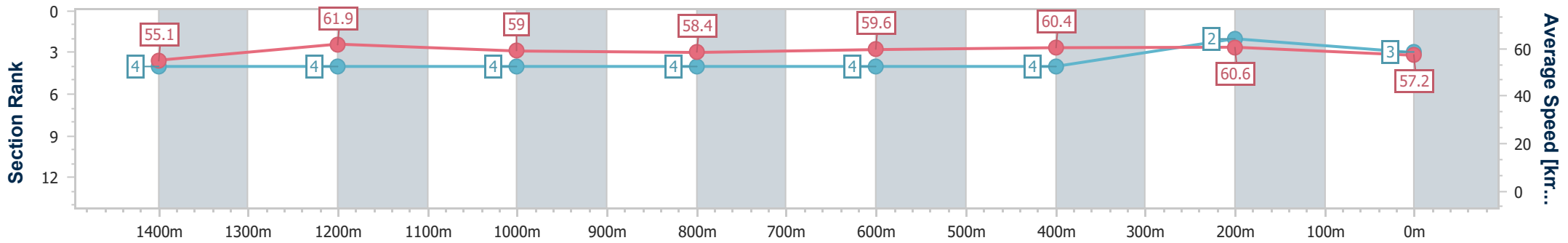
Race 5: HIGGINS COATINGS Class 1 Plate - 1600m



01 January 2025 - 15:53

Track Rating: Soft 7, Weather: Fine, Rail Position: +4m Entire

Section	Overall	1400m	1200m	1000m	800m	600m	400m	200m
Section Times	1:39.02 [3] (0:13.06)	1:25.96 [4] (0:11.77)	1:14.19 [4] (0:12.30)	1:01.89 [4] (0:12.51)	0:49.38 [4] (0:12.52)	0:36.86 [4] (0:12.36)	0:24.50 [4] (0:11.90)	0:12.60 [2] (0:12.60)
Average Speed [km/h]	55.1	61.9	59.0	58.4	59.6	60.4	60.6	57.2
Top Speed [km/h]	63.4	62.5	61.3	59.6	59.8	61.4	61.8	59.3
Avg. Dist. to Rail [m]	7.1	6.0	6.4	6.3	5.7	6.4	9.1	10.5
Avg. Stride Freq. [Hz]	2.1	2.3	2.2	2.1	2.2	2.2	2.2	2.2
Avg. Stride Length [m]	7.1	7.6	7.6	7.6	7.5	7.6	7.5	7.3



- [ ] Ranking at each section and finish
- .-.-.- No data available at this section
- NA No data available



Horse/Jockey Name	Autora
Final Rank	4
Fastest Section Time (Section)	0:11.84 (1400m)
Top Speed [km/h] (Section)	62.5 (1400m)
Race State	Finished



Sunshine Coast QLD Professional

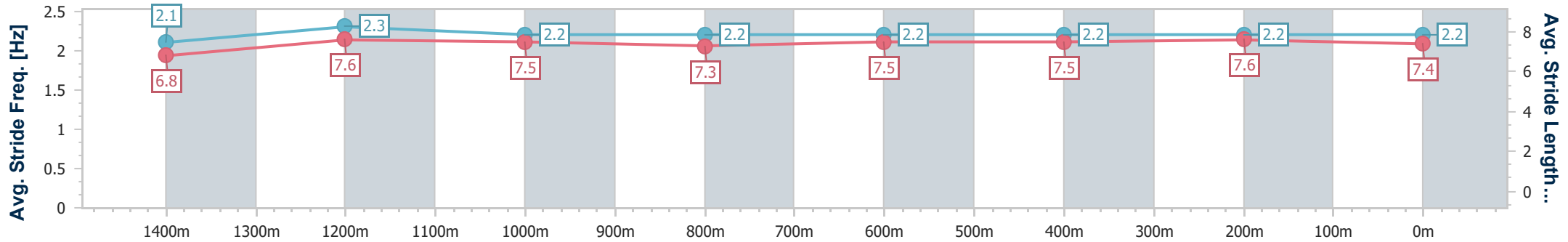
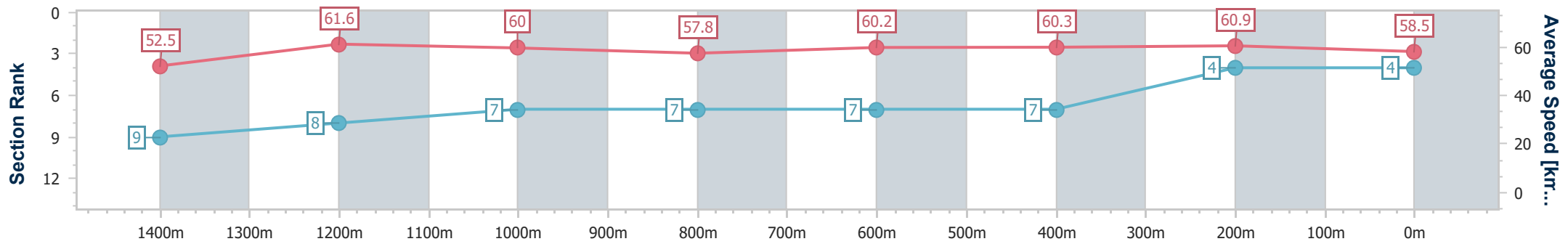
Race 5: HIGGINS COATINGS Class 1 Plate - 1600m



01 January 2025 - 15:53

Track Rating: Soft 7, Weather: Fine, Rail Position: +4m Entire

Section	Overall	1400m	1200m	1000m	800m	600m	400m	200m
Section Times	1:39.11 [4] (0:13.74)	1:25.37 [9] (0:11.84)	1:13.53 [8] (0:12.09)	1:01.44 [7] (0:12.62)	0:48.82 [7] (0:12.35)	0:36.47 [7] (0:12.30)	0:24.17 [7] (0:11.84)	0:12.33 [4] (0:12.33)
Average Speed [km/h]	52.5	61.6	60.0	57.8	60.2	60.3	60.9	58.5
Top Speed [km/h]	61.3	62.5	62.0	59.5	61.4	61.3	61.4	59.3
Avg. Dist. to Rail [m]	10.1	6.0	6.3	6.2	5.7	5.0	7.0	8.2
Avg. Stride Freq. [Hz]	2.1	2.3	2.2	2.2	2.2	2.2	2.2	2.2
Avg. Stride Length [m]	6.8	7.6	7.5	7.3	7.5	7.5	7.6	7.4



- [ ] Ranking at each section and finish
- .-.- No data available at this section
- NA No data available



Horse/Jockey Name	Moissanite
Final Rank	5
Fastest Section Time (Section)	0:11.97 (400m)
Top Speed [km/h] (Section)	62.6 (Overall)
Race State	Finished



Sunshine Coast QLD Professional

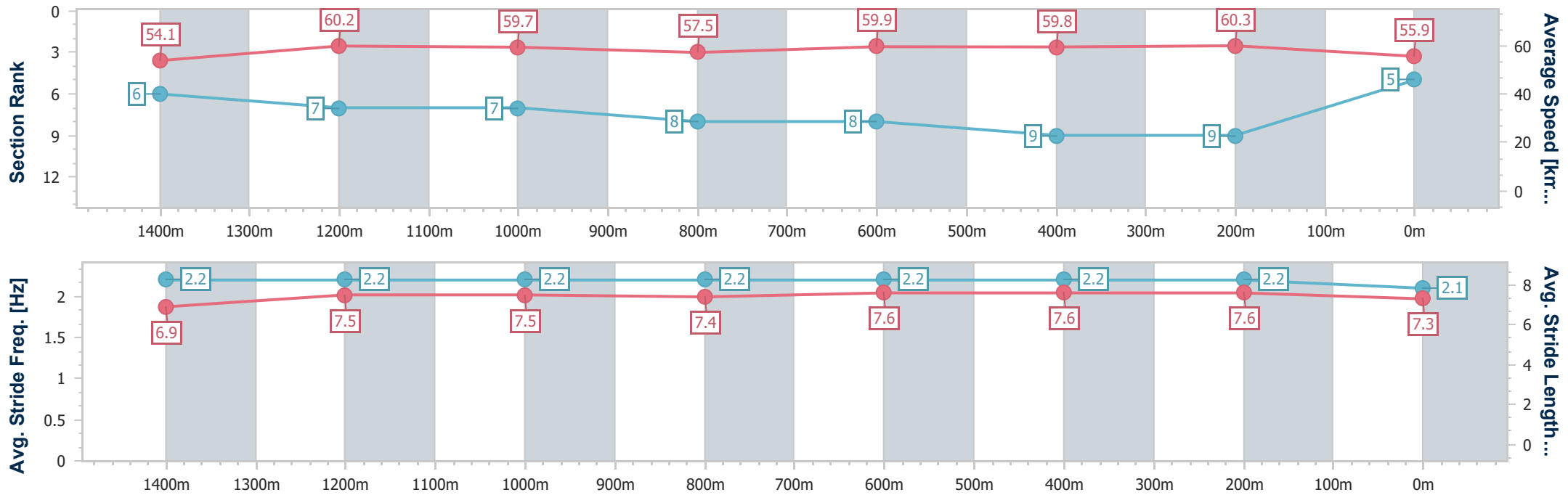
Race 5: HIGGINS COATINGS Class 1 Plate - 1600m



01 January 2025 - 15:53

Track Rating: Soft 7, Weather: Fine, Rail Position: +4m Entire

Section	Overall	1400m	1200m	1000m	800m	600m	400m	200m
Section Times	1:40.12 [5] (0:13.31)	1:26.81 [6] (0:12.14)	1:14.67 [7] (0:12.22)	1:02.45 [7] (0:12.72)	0:49.73 [8] (0:12.43)	0:37.30 [8] (0:12.49)	0:24.81 [9] (0:11.97)	0:12.84 [9] (0:12.84)
Average Speed [km/h]	54.1	60.2	59.7	57.5	59.9	59.8	60.3	55.9
Top Speed [km/h]	62.6	62.5	61.6	59.4	61.2	60.5	60.8	60.0
Avg. Dist. to Rail [m]	10.0	8.0	7.5	7.1	6.4	6.0	9.3	7.8
Avg. Stride Freq. [Hz]	2.2	2.2	2.2	2.2	2.2	2.2	2.2	2.1
Avg. Stride Length [m]	6.9	7.5	7.5	7.4	7.6	7.6	7.6	7.3



- [ ] Ranking at each section and finish
- .-.- No data available at this section
- NA No data available



Horse/Jockey Name	Pretty Rho
Final Rank	6
Fastest Section Time (Section)	0:11.67 (1400m)
Top Speed [km/h] (Section)	65.0 (Overall)
Race State	Finished



Sunshine Coast QLD Professional

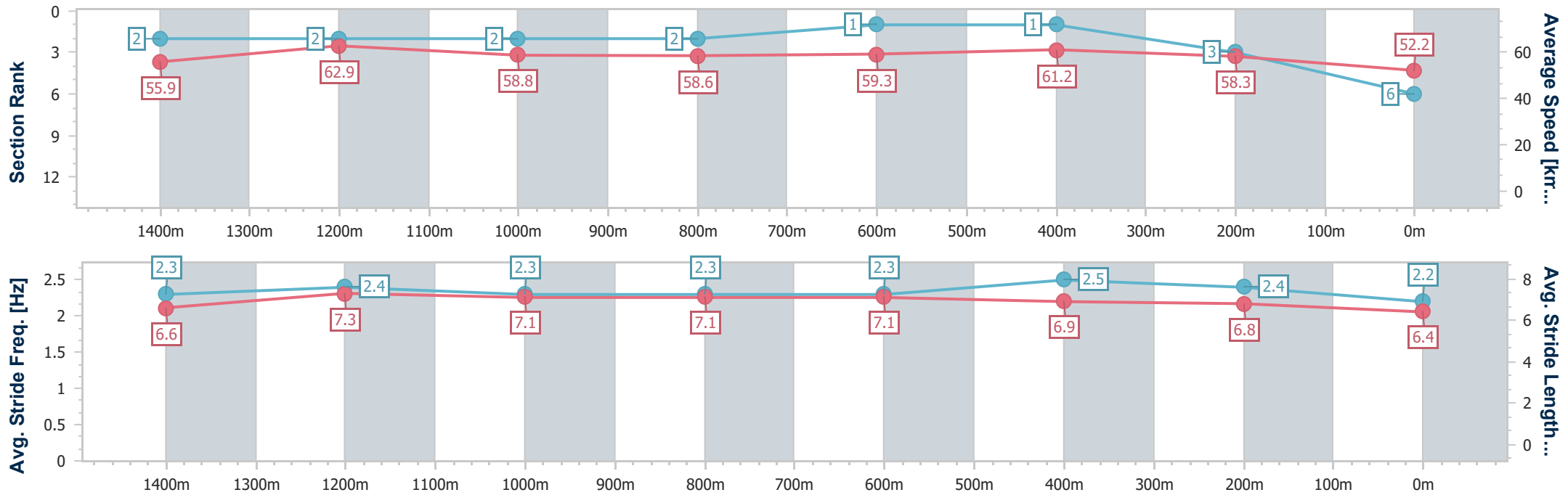
Race 5: HIGGINS COATINGS Class 1 Plate - 1600m



01 January 2025 - 15:53

Track Rating: Soft 7, Weather: Fine, Rail Position: +4m Entire

Section	Overall	1400m	1200m	1000m	800m	600m	400m	200m
Section Times	1:40.31 [6] (0:12.88)	1:27.43 [2] (0:11.67)	1:15.76 [2] (0:12.32)	1:03.44 [2] (0:12.47)	0:50.97 [2] (0:12.56)	0:38.41 [1] (0:12.28)	0:26.13 [1] (0:12.33)	0:13.80 [3] (0:13.80)
Average Speed [km/h]	55.9	62.9	58.8	58.6	59.3	61.2	58.3	52.2
Top Speed [km/h]	65.0	64.2	61.3	59.5	61.2	62.3	60.2	55.3
Avg. Dist. to Rail [m]	12.6	7.4	6.8	6.3	5.9	7.0	8.4	8.8
Avg. Stride Freq. [Hz]	2.3	2.4	2.3	2.3	2.3	2.5	2.4	2.2
Avg. Stride Length [m]	6.6	7.3	7.1	7.1	7.1	6.9	6.8	6.4



- [ ] Ranking at each section and finish
- .-.- No data available at this section
- NA No data available





Horse/Jockey Name	Vortexia
Final Rank	7
Fastest Section Time (Section)	0:11.76 (1400m)
Top Speed [km/h] (Section)	64.6 (Overall)
Race State	Finished



### Sunshine Coast QLD Professional

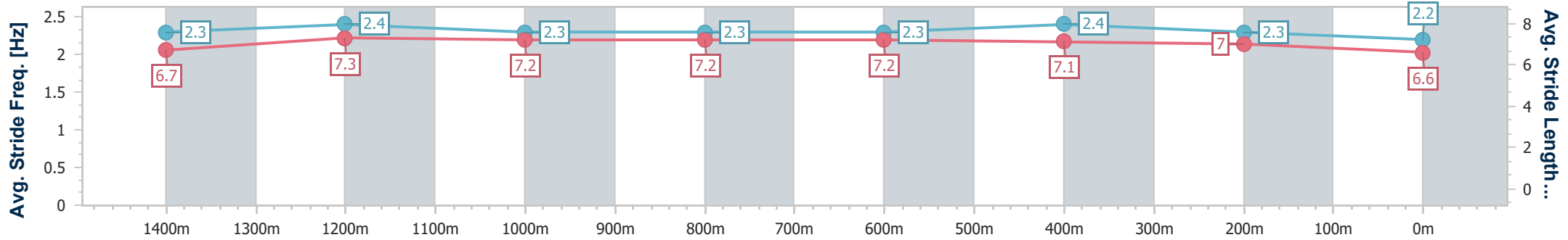
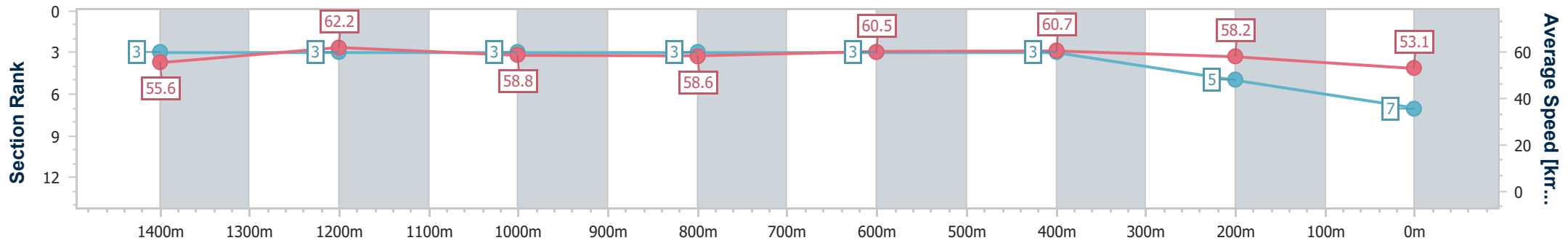
Race 5: HIGGINS COATINGS Class 1 Plate - 1600m



01 January 2025 - 15:53

Track Rating: Soft 7, Weather: Fine, Rail Position: +4m Entire

Section	Overall	1400m	1200m	1000m	800m	600m	400m	200m
Section Times	1:40.34 [7] (0:12.96)	1:27.38 [3] (0:11.76)	1:15.62 [3] (0:12.39)	1:03.23 [3] (0:12.50)	0:50.73 [3] (0:12.40)	0:38.33 [3] (0:12.40)	0:25.93 [3] (0:12.37)	0:13.56 [5] (0:13.56)
Average Speed [km/h]	55.6	62.2	58.8	58.6	60.5	60.7	58.2	53.1
Top Speed [km/h]	64.6	63.8	61.6	59.8	62.0	62.5	59.6	56.5
Avg. Dist. to Rail [m]	12.0	7.9	7.5	7.2	7.2	7.5	9.5	9.9
Avg. Stride Freq. [Hz]	2.3	2.4	2.3	2.3	2.3	2.4	2.3	2.2
Avg. Stride Length [m]	6.7	7.3	7.2	7.2	7.2	7.1	7.0	6.6



- [ ] Ranking at each section and finish
- .-.- No data available at this section
- NA No data available



Horse/Jockey Name	Eight Cylinders
Final Rank	8
Fastest Section Time (Section)	0:12.07 (1400m)
Top Speed [km/h] (Section)	63.6 (Overall)
Race State	Finished



Sunshine Coast QLD Professional

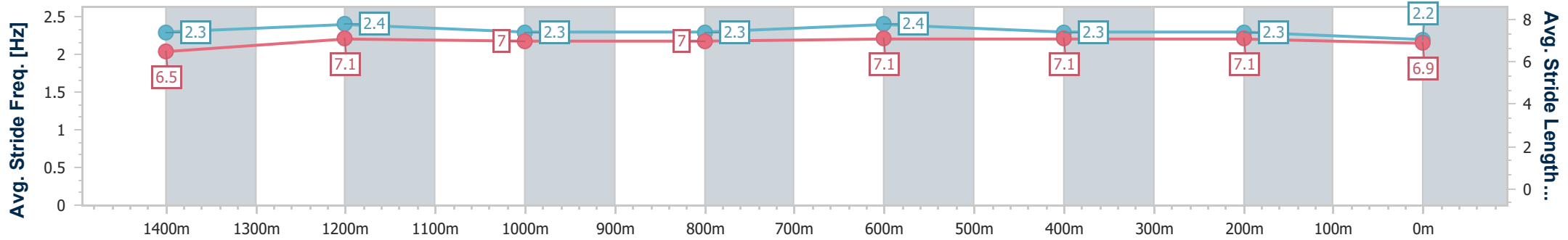
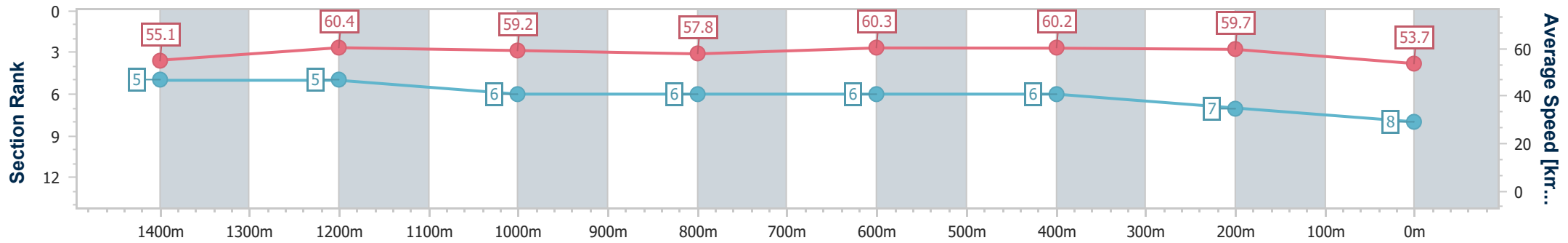
Race 5: HIGGINS COATINGS Class 1 Plate - 1600m



01 January 2025 - 15:53

Track Rating: Soft 7, Weather: Fine, Rail Position: +4m Entire

Section	Overall	1400m	1200m	1000m	800m	600m	400m	200m
Section Times	1:40.35 [8] (0:13.10)	1:27.25 [5] (0:12.07)	1:15.18 [5] (0:12.29)	1:02.89 [6] (0:12.65)	0:50.24 [6] (0:12.33)	0:37.91 [6] (0:12.40)	0:25.51 [6] (0:12.10)	0:13.41 [7] (0:13.41)
Average Speed [km/h]	55.1	60.4	59.2	57.8	60.3	60.2	59.7	53.7
Top Speed [km/h]	63.6	61.7	61.1	59.5	61.5	61.7	60.6	57.4
Avg. Dist. to Rail [m]	8.9	6.4	6.9	6.7	6.1	6.3	9.3	11.3
Avg. Stride Freq. [Hz]	2.3	2.4	2.3	2.3	2.4	2.3	2.3	2.2
Avg. Stride Length [m]	6.5	7.1	7.0	7.0	7.1	7.1	7.1	6.9



- [ ] Ranking at each section and finish
- .-.- No data available at this section
- NA No data available



Horse/Jockey Name	Scribble
Final Rank	9
Fastest Section Time (Section)	0:11.63 (1400m)
Top Speed [km/h] (Section)	63.8 (1400m)
Race State	Finished



Sunshine Coast QLD Professional

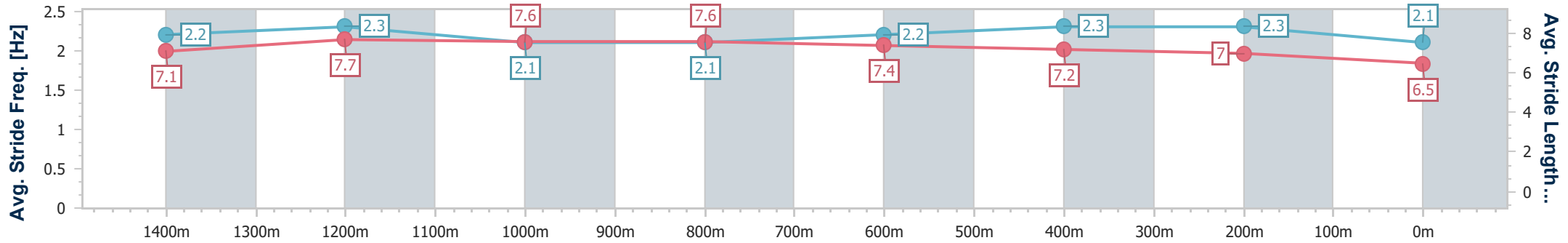
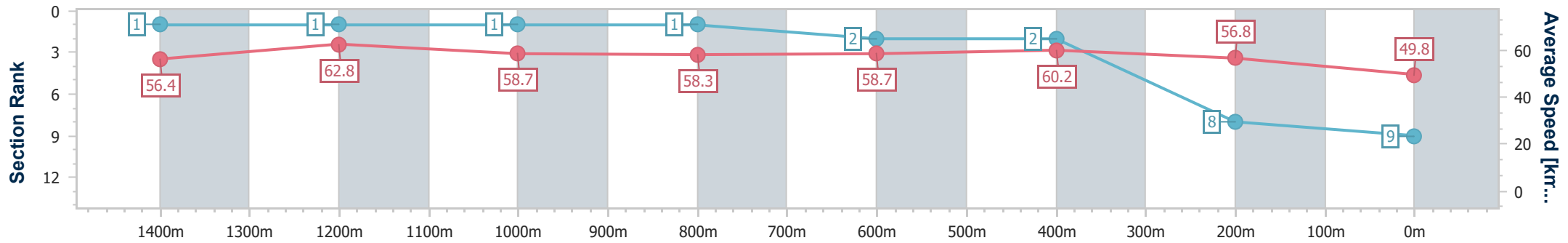
Race 5: HIGGINS COATINGS Class 1 Plate - 1600m



01 January 2025 - 15:53

Track Rating: Soft 7, Weather: Fine, Rail Position: +4m Entire

Section	Overall	1400m	1200m	1000m	800m	600m	400m	200m
Section Times	1:41.40 [9] (0:12.77)	1:28.63 [1] (0:11.63)	1:17.00 [1] (0:12.37)	1:04.63 [1] (0:12.54)	0:52.09 [1] (0:12.63)	0:39.46 [2] (0:12.33)	0:27.13 [2] (0:12.67)	0:14.46 [8] (0:14.46)
Average Speed [km/h]	56.4	62.8	58.7	58.3	58.7	60.2	56.8	49.8
Top Speed [km/h]	63.5	63.8	60.7	58.8	59.6	60.7	59.5	53.6
Avg. Dist. to Rail [m]	11.3	6.4	6.2	6.0	5.3	4.9	5.3	7.0
Avg. Stride Freq. [Hz]	2.2	2.3	2.1	2.1	2.2	2.3	2.3	2.1
Avg. Stride Length [m]	7.1	7.7	7.6	7.6	7.4	7.2	7.0	6.5



- [ ] Ranking at each section and finish
- .-.- No data available at this section
- NA No data available