



Sunshine Coast QLD Professional
Race 4: SUNSHINE COAST BUSINESS SOLUTIONS BENCHMARK 65
Handicap - 1000m
01 January 2025 - 15:12



Track Rating: Soft 7, Weather: Fine, Rail Position: +4m Entire

Section											Last 600m		
Field Times		Overall	800m	600m	400m	200m						0:34.34	
		0:58.21 (0:13.02)	0:45.19 (0:10.85)	0:34.34 (0:11.21)	0:23.13 (0:11.01)	0:12.12 (0:12.12)							
Rank	TAB	Horse/Jockey	Barrier	Top Speed [km/h]	Fastest Section						Margin	Distance Travelled [m]	
1	5	KING YOSHI Angela Jones	7	68.6 800m	0:10.85 800m	0:58.21 [1] (0:13.02)	0:45.19 [1] (0:10.85)	0:34.34 [1] (0:11.21)	0:23.13 [1] (0:11.01)	0:12.12 [1] (0:12.12)	0:58.21	0:34.34	
2	13	GLASS OF ROSE Rikki Jamieson	9	69.0 800m	0:10.90 800m	0:58.87 [2] (0:13.64)	0:45.23 [9] (0:10.90)	0:34.33 [8] (0:11.26)	0:23.07 [6] (0:11.01)	0:12.06 [4] (0:12.06)	3.8L	0:34.33	+1
3	3	ISLAND MAGIC Justin Huxtable	5	68.3 800m	0:11.04 800m	0:59.11 [3] (0:13.61)	0:45.50 [8] (0:11.04)	0:34.46 [9] (0:11.30)	0:23.16 [9] (0:11.07)	0:12.09 [6] (0:12.09)	5.1L	0:34.46	+4
4	14	BANK BOOK Bailey Wheeler	4	69.9 800m	0:11.07 800m	0:59.20 [4] (0:13.18)	0:46.02 [3] (0:11.07)	0:34.95 [3] (0:11.17)	0:23.78 [3] (0:11.27)	0:12.51 [3] (0:12.51)	5.5L	0:34.95	-3
5	9	STELLAR LADY Boris Thornton	8	67.4 800m	0:11.04 800m	0:59.23 [5] (0:13.05)	0:46.18 [2] (0:11.04)	0:35.14 [2] (0:11.21)	0:23.93 [2] (0:11.10)	0:12.83 [2] (0:12.83)	5.7L	0:35.14	+2
6	6	NEW HAMPSHIRE Kyle Wilson-Taylor	2	68.8 800m	0:10.96 800m	0:59.28 [6] (0:13.40)	0:45.88 [7] (0:10.96)	0:34.92 [5] (0:11.39)	0:23.53 [5] (0:11.17)	0:12.36 [5] (0:12.36)	5.9L	0:34.92	+4
7	10	SUPER ZAMBONI Dale Smith	6	69.1 800m	0:11.00 800m	0:59.87 [7] (0:13.29)	0:46.58 [4] (0:11.00)	0:35.58 [4] (0:11.60)	0:23.98 [8] (0:11.17)	0:12.81 [7] (0:12.81)	9.2L	0:35.58	+9
8	1	XERRI Jasper Franklin	3	68.5 800m	0:10.97 800m	1:00.05 [8] (0:13.39)	0:46.66 [6] (0:10.97)	0:35.69 [6] (0:11.45)	0:24.24 [7] (0:11.35)	0:12.89 [8] (0:12.89)	10.2L	0:35.69	+4
9	15	MAKING HISTORY Adin Thompson	1	67.5 800m	0:11.05 800m	1:00.11 [9] (0:13.32)	0:46.79 [5] (0:11.05)	0:35.74 [7] (0:11.31)	0:24.43 [4] (0:11.52)	0:12.91 [9] (0:12.91)	10.5L	0:35.74	-1

Scratched: Smart Recognition (#8), Fighting Idol (#2), Rafale Jolie (#12), Platinum Lies (#11), Tellez (#4), Under The Palais (#7)

[] Ranking at each section and finish
 -:-:- No data available at this section
 NA No data available

SCN Saddle cloth number
 DNF Did not finish
 DNT Did not track



Horse/Jockey Name	King Yoshi
Final Rank	1
Fastest Section Time (Section)	0:10.85 (800m)
Top Speed [km/h] (Section)	68.6 (800m)
Race State	Finished



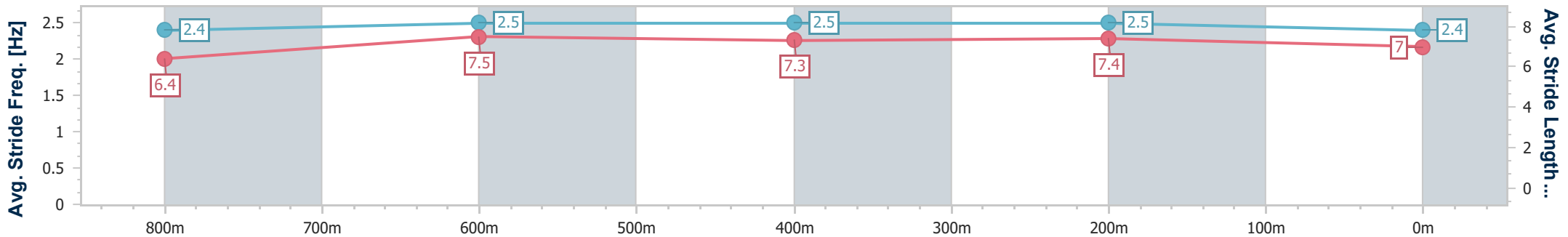
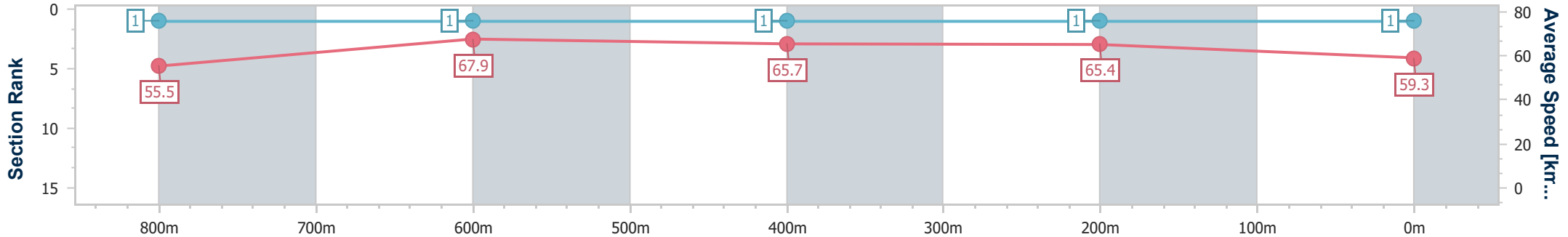
Sunshine Coast QLD Professional
 Race 4: SUNSHINE COAST BUSINESS SOLUTIONS
 BENCHMARK 65 Handicap - 1000m



01 January 2025 - 15:12

Track Rating: Soft 7, Weather: Fine, Rail Position: +4m Entire

Section	Overall	800m	600m	400m	200m
Section Times	0:58.21 [1] (0:13.02)	0:45.19 [1] (0:10.85)	0:34.34 [1] (0:11.21)	0:23.13 [1] (0:11.01)	0:12.12 [1] (0:12.12)
Average Speed [km/h]	55.5	67.9	65.7	65.4	59.3
Top Speed [km/h]	67.5	68.6	67.7	66.7	63.2
Avg. Dist. to Rail [m]	12.3	6.5	3.9	9.0	11.5
Avg. Stride Freq. [Hz]	2.4	2.5	2.5	2.5	2.4
Avg. Stride Length [m]	6.4	7.5	7.3	7.4	7.0



- [] Ranking at each section and finish
- .-.- No data available at this section
- NA No data available



Horse/Jockey Name	Glass Of Rose
Final Rank	2
Fastest Section Time (Section)	0:10.90 (800m)
Top Speed [km/h] (Section)	69.0 (800m)
Race State	Finished



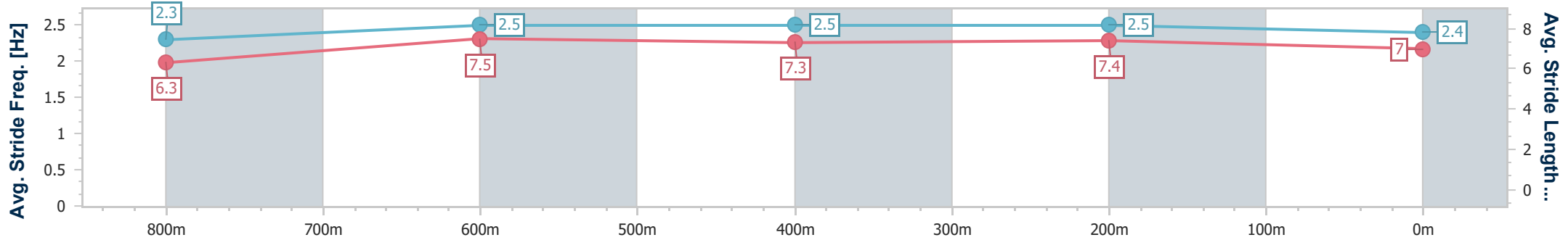
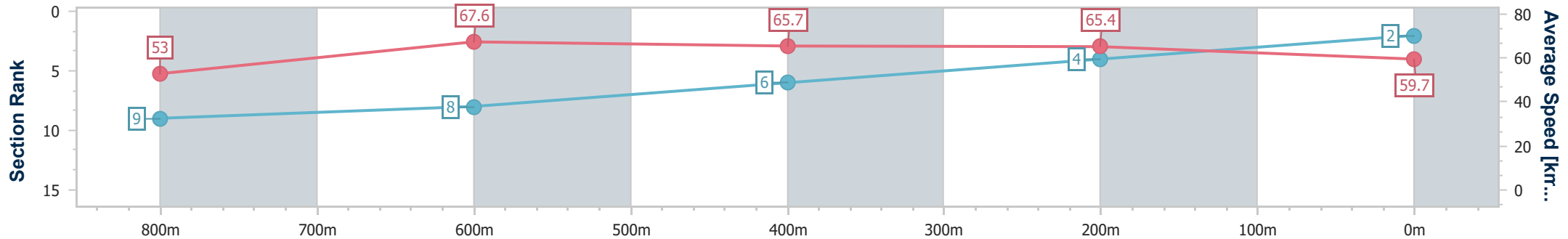
Sunshine Coast QLD Professional
 Race 4: SUNSHINE COAST BUSINESS SOLUTIONS
 BENCHMARK 65 Handicap - 1000m



01 January 2025 - 15:12

Track Rating: Soft 7, Weather: Fine, Rail Position: +4m Entire

Section	Overall	800m	600m	400m	200m
Section Times	0:58.87 [2] (0:13.64)	0:45.23 [9] (0:10.90)	0:34.33 [8] (0:11.26)	0:23.07 [6] (0:11.01)	0:12.06 [4] (0:12.06)
Average Speed [km/h]	53.0	67.6	65.7	65.4	59.7
Top Speed [km/h]	65.0	69.0	67.1	66.2	63.8
Avg. Dist. to Rail [m]	12.4	6.5	4.5	7.4	6.6
Avg. Stride Freq. [Hz]	2.3	2.5	2.5	2.5	2.4
Avg. Stride Length [m]	6.3	7.5	7.3	7.4	7.0



- [] Ranking at each section and finish
- .-.- No data available at this section
- NA No data available



Horse/Jockey Name	Island Magic
Final Rank	3
Fastest Section Time (Section)	0:11.04 (800m)
Top Speed [km/h] (Section)	68.3 (800m)
Race State	Finished



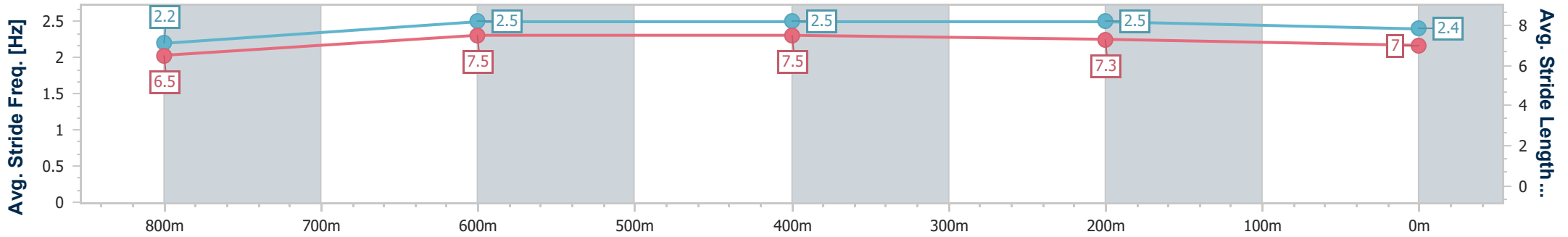
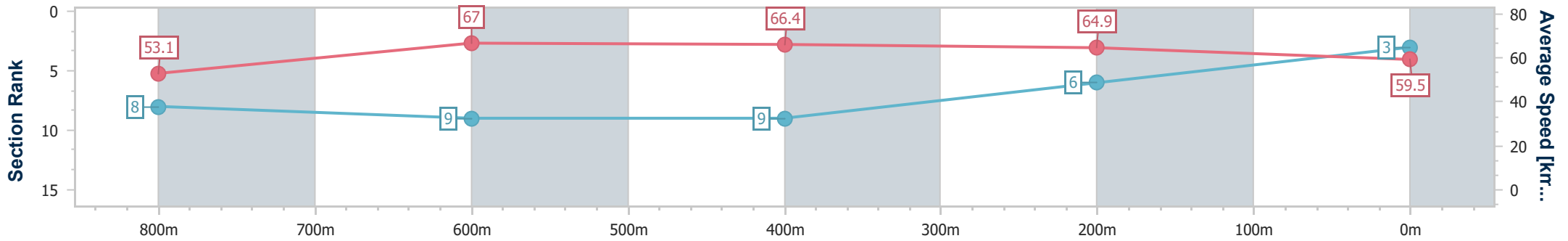
Sunshine Coast QLD Professional
 Race 4: SUNSHINE COAST BUSINESS SOLUTIONS
 BENCHMARK 65 Handicap - 1000m



01 January 2025 - 15:12

Track Rating: Soft 7, Weather: Fine, Rail Position: +4m Entire

Section	Overall	800m	600m	400m	200m
Section Times	0:59.11 [3] (0:13.61)	0:45.50 [8] (0:11.04)	0:34.46 [9] (0:11.30)	0:23.16 [9] (0:11.07)	0:12.09 [6] (0:12.09)
Average Speed [km/h]	53.1	67.0	66.4	64.9	59.5
Top Speed [km/h]	65.7	68.3	67.1	66.4	64.1
Avg. Dist. to Rail [m]	10.8	8.0	6.5	9.9	9.6
Avg. Stride Freq. [Hz]	2.2	2.5	2.5	2.5	2.4
Avg. Stride Length [m]	6.5	7.5	7.5	7.3	7.0



- [] Ranking at each section and finish
- .-.- No data available at this section
- NA No data available



Horse/Jockey Name	Bank Book
Final Rank	4
Fastest Section Time (Section)	0:11.07 (800m)
Top Speed [km/h] (Section)	69.9 (800m)
Race State	Finished



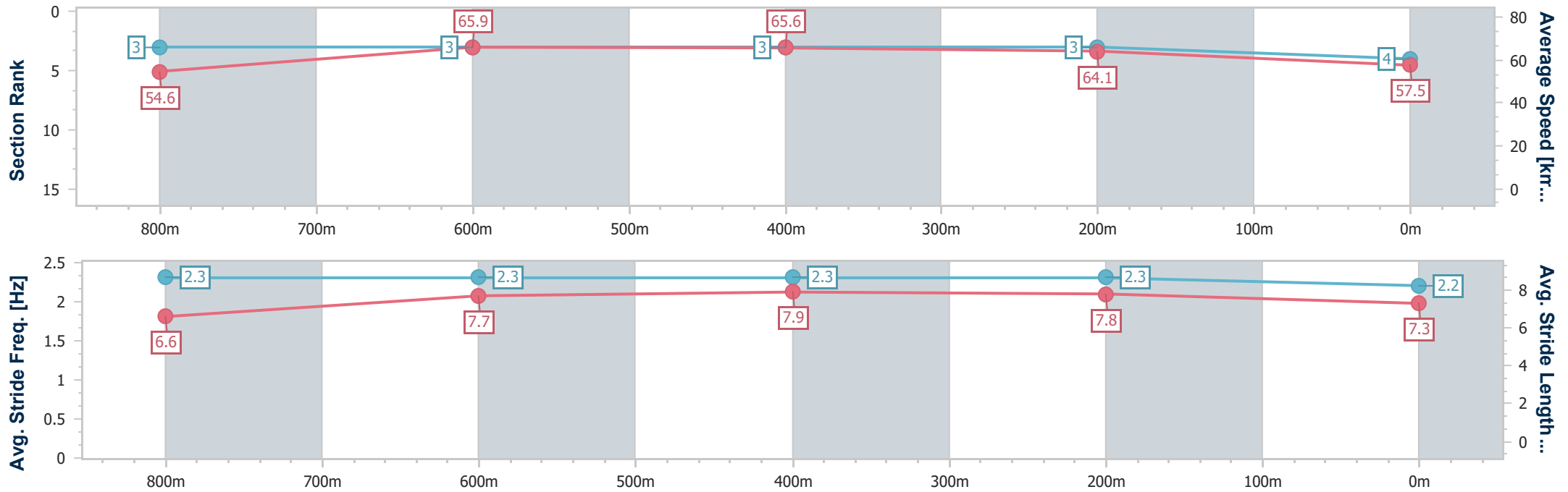
Sunshine Coast QLD Professional
Race 4: SUNSHINE COAST BUSINESS SOLUTIONS
BENCHMARK 65 Handicap - 1000m



01 January 2025 - 15:12

Track Rating: Soft 7, Weather: Fine, Rail Position: +4m Entire

Section	Overall	800m	600m	400m	200m
Section Times	0:59.20 [4] (0:13.18)	0:46.02 [3] (0:11.07)	0:34.95 [3] (0:11.17)	0:23.78 [3] (0:11.27)	0:12.51 [3] (0:12.51)
Average Speed [km/h]	54.6	65.9	65.6	64.1	57.5
Top Speed [km/h]	65.7	69.9	68.3	65.6	61.4
Avg. Dist. to Rail [m]	9.5	4.7	3.2	9.1	10.2
Avg. Stride Freq. [Hz]	2.3	2.3	2.3	2.3	2.2
Avg. Stride Length [m]	6.6	7.7	7.9	7.8	7.3



- [] Ranking at each section and finish
- .-.- No data available at this section
- NA No data available



Horse/Jockey Name	Stellar Lady
Final Rank	5
Fastest Section Time (Section)	0:11.04 (800m)
Top Speed [km/h] (Section)	67.4 (800m)
Race State	Finished



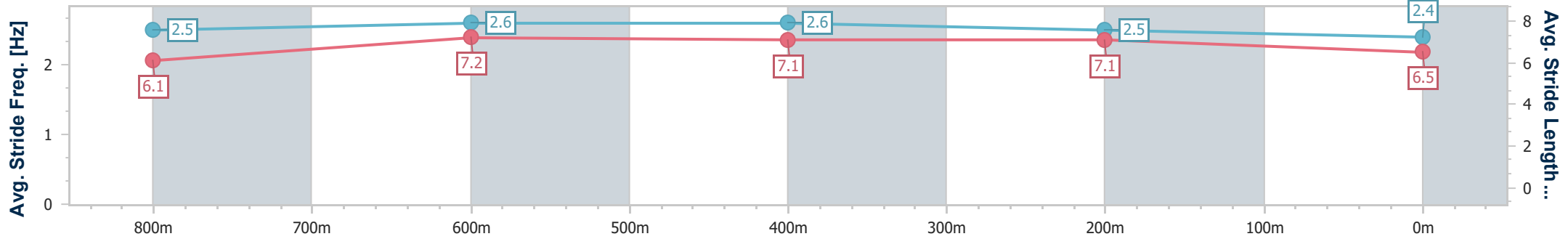
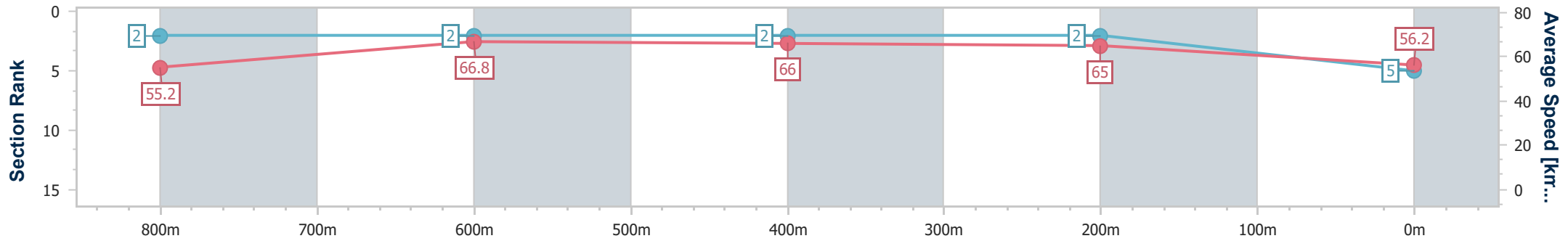
Sunshine Coast QLD Professional
 Race 4: SUNSHINE COAST BUSINESS SOLUTIONS
 BENCHMARK 65 Handicap - 1000m



01 January 2025 - 15:12

Track Rating: Soft 7, Weather: Fine, Rail Position: +4m Entire

Section	Overall	800m	600m	400m	200m
Section Times	0:59.23 [5] (0:13.05)	0:46.18 [2] (0:11.04)	0:35.14 [2] (0:11.21)	0:23.93 [2] (0:11.10)	0:12.83 [2] (0:12.83)
Average Speed [km/h]	55.2	66.8	66.0	65.0	56.2
Top Speed [km/h]	67.4	67.4	66.8	66.7	61.9
Avg. Dist. to Rail [m]	13.8	7.1	5.3	9.0	10.4
Avg. Stride Freq. [Hz]	2.5	2.6	2.6	2.5	2.4
Avg. Stride Length [m]	6.1	7.2	7.1	7.1	6.5



- [] Ranking at each section and finish
- .-.- No data available at this section
- NA No data available



Horse/Jockey Name	New Hampshire
Final Rank	6
Fastest Section Time (Section)	0:10.96 (800m)
Top Speed [km/h] (Section)	68.8 (800m)
Race State	Finished



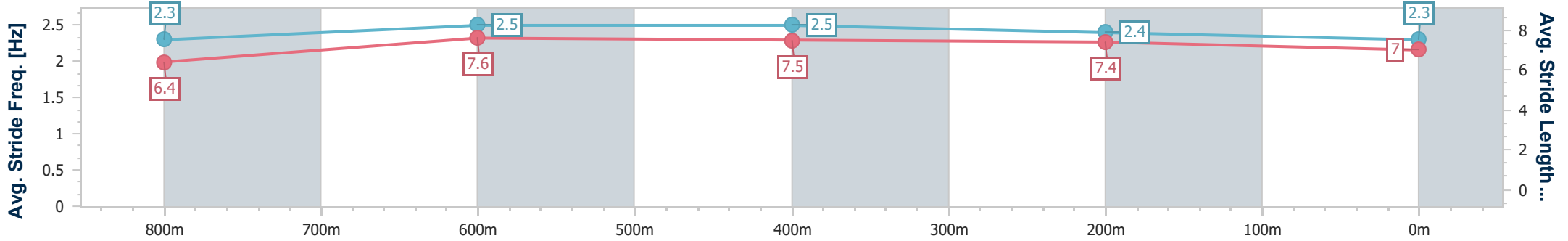
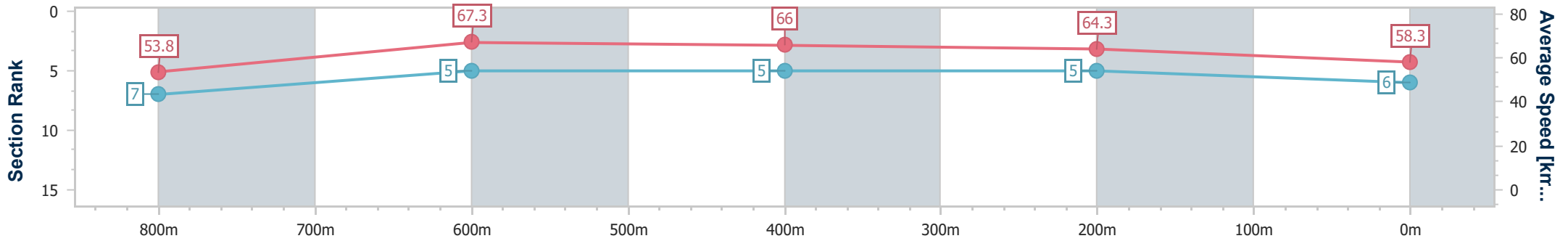
Sunshine Coast QLD Professional
Race 4: SUNSHINE COAST BUSINESS SOLUTIONS
BENCHMARK 65 Handicap - 1000m



01 January 2025 - 15:12

Track Rating: Soft 7, Weather: Fine, Rail Position: +4m Entire

Section	Overall	800m	600m	400m	200m
Section Times	0:59.28 [6] (0:13.40)	0:45.88 [7] (0:10.96)	0:34.92 [5] (0:11.39)	0:23.53 [5] (0:11.17)	0:12.36 [5] (0:12.36)
Average Speed [km/h]	53.8	67.3	66.0	64.3	58.3
Top Speed [km/h]	66.9	68.8	66.9	65.9	62.0
Avg. Dist. to Rail [m]	7.9	6.5	7.0	11.5	13.0
Avg. Stride Freq. [Hz]	2.3	2.5	2.5	2.4	2.3
Avg. Stride Length [m]	6.4	7.6	7.5	7.4	7.0



- [] Ranking at each section and finish
- .-.- No data available at this section
- NA No data available



Horse/Jockey Name	Super Zamboni
Final Rank	7
Fastest Section Time (Section)	0:11.00 (800m)
Top Speed [km/h] (Section)	69.1 (800m)
Race State	Finished



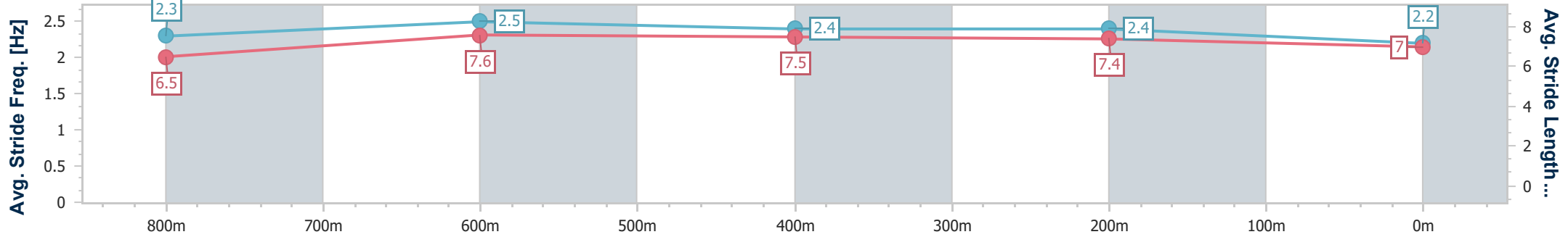
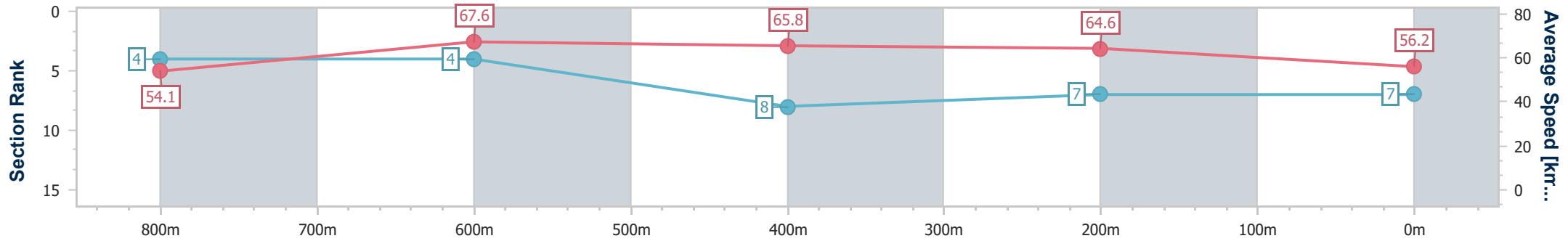
Sunshine Coast QLD Professional
 Race 4: SUNSHINE COAST BUSINESS SOLUTIONS
 BENCHMARK 65 Handicap - 1000m



01 January 2025 - 15:12

Track Rating: Soft 7, Weather: Fine, Rail Position: +4m Entire

Section	Overall	800m	600m	400m	200m
Section Times	0:59.87 [7] (0:13.29)	0:46.58 [4] (0:11.00)	0:35.58 [4] (0:11.60)	0:23.98 [8] (0:11.17)	0:12.81 [7] (0:12.81)
Average Speed [km/h]	54.1	67.6	65.8	64.6	56.2
Top Speed [km/h]	66.1	69.1	67.1	65.5	62.0
Avg. Dist. to Rail [m]	11.9	8.8	9.8	14.6	14.1
Avg. Stride Freq. [Hz]	2.3	2.5	2.4	2.4	2.2
Avg. Stride Length [m]	6.5	7.6	7.5	7.4	7.0



- [] Ranking at each section and finish
- .-.- No data available at this section
- NA No data available



Horse/Jockey Name	Xerri
Final Rank	8
Fastest Section Time (Section)	0:10.97 (800m)
Top Speed [km/h] (Section)	68.5 (800m)
Race State	Finished



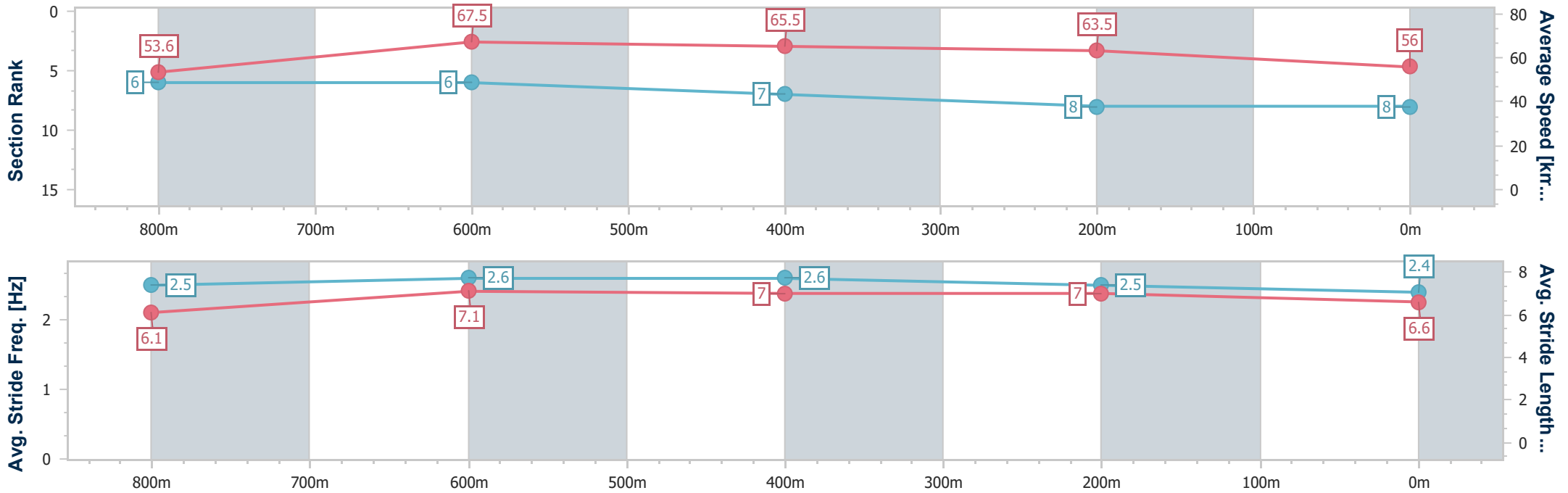
Sunshine Coast QLD Professional
 Race 4: SUNSHINE COAST BUSINESS SOLUTIONS
 BENCHMARK 65 Handicap - 1000m



01 January 2025 - 15:12

Track Rating: Soft 7, Weather: Fine, Rail Position: +4m Entire

Section	Overall	800m	600m	400m	200m
Section Times	1:00.05 [8] (0:13.39)	0:46.66 [6] (0:10.97)	0:35.69 [6] (0:11.45)	0:24.24 [7] (0:11.35)	0:12.89 [8] (0:12.89)
Average Speed [km/h]	53.6	67.5	65.5	63.5	56.0
Top Speed [km/h]	66.1	68.5	67.8	64.5	60.4
Avg. Dist. to Rail [m]	9.3	7.4	6.9	12.2	14.1
Avg. Stride Freq. [Hz]	2.5	2.6	2.6	2.5	2.4
Avg. Stride Length [m]	6.1	7.1	7.0	7.0	6.6



- [] Ranking at each section and finish
- .-.- No data available at this section
- NA No data available



Horse/Jockey Name	Making History
Final Rank	9
Fastest Section Time (Section)	0:11.05 (800m)
Top Speed [km/h] (Section)	67.5 (800m)
Race State	Finished



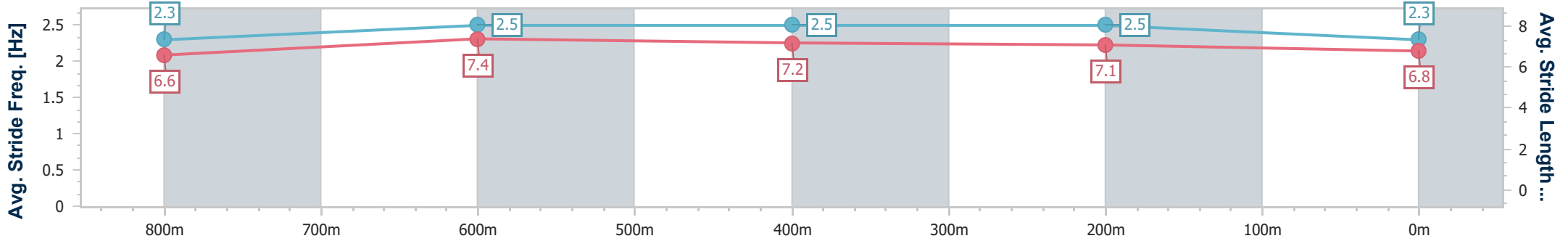
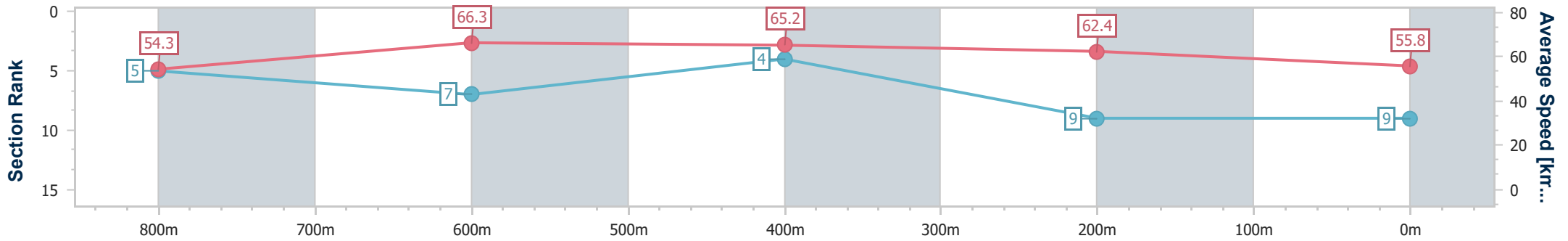
Sunshine Coast QLD Professional
 Race 4: SUNSHINE COAST BUSINESS SOLUTIONS
 BENCHMARK 65 Handicap - 1000m



01 January 2025 - 15:12

Track Rating: Soft 7, Weather: Fine, Rail Position: +4m Entire

Section	Overall	800m	600m	400m	200m
Section Times	1:00.11 [9] (0:13.32)	0:46.79 [5] (0:11.05)	0:35.74 [7] (0:11.31)	0:24.43 [4] (0:11.52)	0:12.91 [9] (0:12.91)
Average Speed [km/h]	54.3	66.3	65.2	62.4	55.8
Top Speed [km/h]	66.6	67.5	66.9	64.0	59.1
Avg. Dist. to Rail [m]	7.0	5.6	3.3	7.6	9.8
Avg. Stride Freq. [Hz]	2.3	2.5	2.5	2.5	2.3
Avg. Stride Length [m]	6.6	7.4	7.2	7.1	6.8



- [] Ranking at each section and finish
- .-.- No data available at this section
- NA No data available