



Sunshine Coast QLD Professional

Race 1: BARRIER REEF POOLS Maiden Plate - 1000m

01 January 2025 - 13:14



Track Rating: Heavy 9, Weather: Fine, Rail Position: +4m Entire

Section		Overall						800m		600m		400m		200m		Last 600m	
Field Times		0:59.08						0:46.03		0:35.20		0:23.53		0:12.12		0:35.20	
		(0:13.05)						(0:10.83)		(0:11.67)		(0:11.41)		(0:12.12)			
Rank	TAB	Horse/Jockey	Barrier	Top Speed [km/h]	Fastest Section	Overall	800m	600m	400m	200m	Margin	Last 600m	Distance Travelled [m]				
1	7	CAXTON LASS Bailey Wheeler	1	67.0 800m	0:11.01 800m	0:59.08 [1] (0:13.20)	0:45.88 [4] (0:11.01)	0:34.87 [3] (0:11.66)	0:23.21 [4] (0:11.12)	0:12.09 [2] (0:12.09)	0:59.08	0:34.87					
2	11	VESPER LYND Michael Rodd	8	68.6 800m	0:10.93 800m	0:59.09 [2] (0:13.05)	0:46.04 [1] (0:10.93)	0:35.11 [2] (0:11.57)	0:23.54 [1] (0:11.41)	0:12.13 [1] (0:12.13)	0.1L	0:35.11	+2				
3	2	CRACKENTHORPE Dan McGillivray	6	66.0 600m	0:11.22 400m	0:59.50 [3] (0:13.86)	0:45.64 [10] (0:11.33)	0:34.31 [10] (0:11.42)	0:22.89 [9] (0:11.22)	0:11.67 [7] (0:11.67)	2.4L	0:34.31	-1				
4	12	GREYT PERFORMER Rikki Jamieson	2	67.1 800m	0:10.87 800m	0:59.65 [4] (0:13.76)	0:45.89 [8] (0:10.87)	0:35.02 [7] (0:11.60)	0:23.42 [7] (0:11.31)	0:12.11 [6] (0:12.11)	3.2L	0:35.02	-7				
5	9	EQUINE ART Luke Dempsey	7	67.5 Overall	0:11.11 800m	0:59.69 [5] (0:13.19)	0:46.50 [3] (0:11.11)	0:35.39 [4] (0:11.53)	0:23.86 [3] (0:11.35)	0:12.51 [3] (0:12.51)	3.4L	0:35.39	+4				
6	1	BRING ME SAKI Dale Smith	9	67.6 800m	0:11.05 800m	0:59.88 [6] (0:13.48)	0:46.40 [6] (0:11.05)	0:35.35 [5] (0:11.55)	0:23.80 [5] (0:11.37)	0:12.43 [5] (0:12.43)	4.4L	0:35.35	+2				
7	8	ENUFF PILLS Mark Du Plessis	4	69.3 800m	0:10.73 800m	1:00.17 [7] (0:13.15)	0:47.02 [2] (0:10.73)	0:36.29 [1] (0:11.72)	0:24.57 [2] (0:11.70)	0:12.87 [4] (0:12.87)	5.9L	0:36.29	-1				
8	5	THE PUBLICAN Justin Stanley	3	66.9 600m	0:11.12 800m	1:00.52 [8] (0:13.55)	0:46.97 [7] (0:11.12)	0:35.85 [8] (0:11.65)	0:24.20 [8] (0:11.53)	0:12.67 [8] (0:12.67)	7.9L	0:35.85	+2				
9	4	HE'S A WEAPON Madeleine Wishart	5	68.5 800m	0:11.20 800m	1:00.70 [9] (0:13.34)	0:47.36 [5] (0:11.20)	0:36.16 [6] (0:11.60)	0:24.56 [6] (0:11.76)	0:12.80 [9] (0:12.80)	8.9L	0:36.16	+0				
10	13	SHARALANDA Luke Tarrant	11	66.7 600m	0:11.41 800m	1:00.78 [10] (0:13.98)	0:46.80 [11] (0:11.41)	0:35.39 [11] (0:11.42)	0:23.97 [10] (0:11.56)	0:12.41 [10] (0:12.41)	9.2L	0:35.39	+5				

Scratched: She's So Swank (#10), Three Tees (#6), Sweet Madeline (#14)

[] Ranking at each section and finish
 -:-:- No data available at this section
 NA No data available

SCN Saddle cloth number
 DNF Did not finish
 DNT Did not track



Sunshine Coast QLD Professional

Race 1: BARRIER REEF POOLS Maiden Plate - 1000m

01 January 2025 - 13:14



Track Rating: Heavy 9, Weather: Fine, Rail Position: +4m Entire

Section		Overall	800m	600m	400m	200m	Last 600m					
Field Times		0:59.08 (0:13.05)	0:46.03 (0:10.83)	0:35.20 (0:11.67)	0:23.53 (0:11.41)	0:12.12 (0:12.12)	0:35.20					
Rank	TAB Horse/Jockey	Barrier	Top Speed [km/h]	Fastest Section	Margin					Distance Travelled [m]		
11	3 DAUNTING INSTINCT Paul Hamblin	10	65.1 800m	0:11.33 800m	1:01.45 [11] (0:13.81)	0:47.64 [9] (0:11.33)	0:36.31 [9] (0:11.83)	0:24.48 [11] (0:12.03)	0:12.45 [11] (0:12.45)	13L	0:36.31	-3

Scratched: She's So Swank (#10), Three Tees (#6), Sweet Madeline (#14)

[] Ranking at each section and finish
 -:-:-:- No data available at this section
 NA No data available

SCN Saddle cloth number
 DNF Did not finish
 DNT Did not track



Horse/Jockey Name	Caxton Lass
Final Rank	1
Fastest Section Time (Section)	0:11.01 (800m)
Top Speed [km/h] (Section)	67.0 (800m)
Race State	Finished



Sunshine Coast QLD Professional

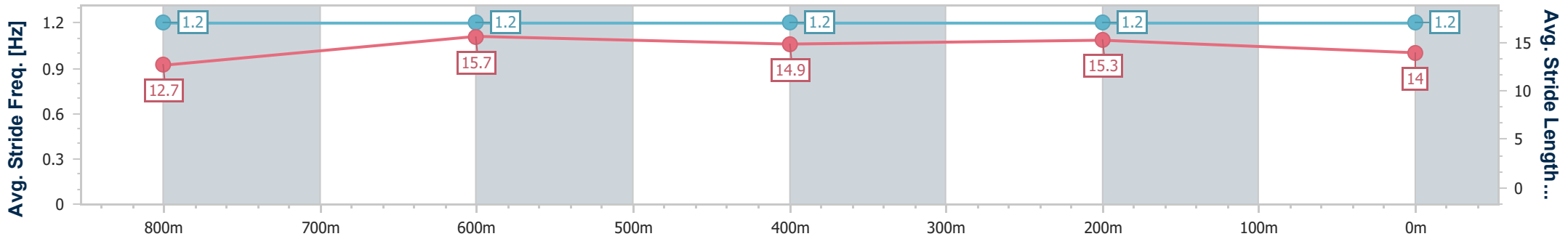
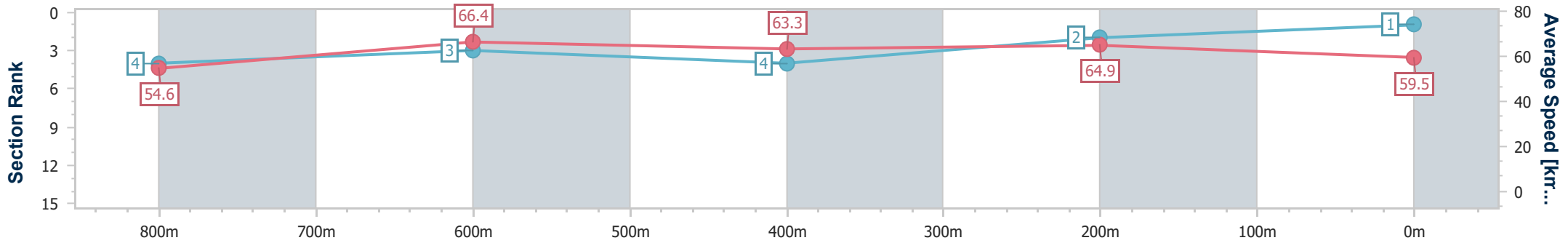
Race 1: BARRIER REEF POOLS Maiden Plate - 1000m

01 January 2025 - 13:14



Track Rating: Heavy 9, Weather: Fine, Rail Position: +4m Entire

Section	Overall	800m	600m	400m	200m
Section Times	0:59.08 [1] (0:13.20)	0:45.88 [4] (0:11.01)	0:34.87 [3] (0:11.66)	0:23.21 [4] (0:11.12)	0:12.09 [2] (0:12.09)
Average Speed [km/h]	54.6	66.4	63.3	64.9	59.5
Top Speed [km/h]	66.5	67.0	66.3	65.5	63.8
Avg. Dist. to Rail [m]	5.3	4.0	4.5	8.6	10.3
Avg. Stride Freq. [Hz]	1.2	1.2	1.2	1.2	1.2
Avg. Stride Length [m]	12.7	15.7	14.9	15.3	14.0



- [] Ranking at each section and finish
- .-.- No data available at this section
- NA No data available



Horse/Jockey Name	Vesper Lynd
Final Rank	2
Fastest Section Time (Section)	0:10.93 (800m)
Top Speed [km/h] (Section)	68.6 (800m)
Race State	Finished



Sunshine Coast QLD Professional

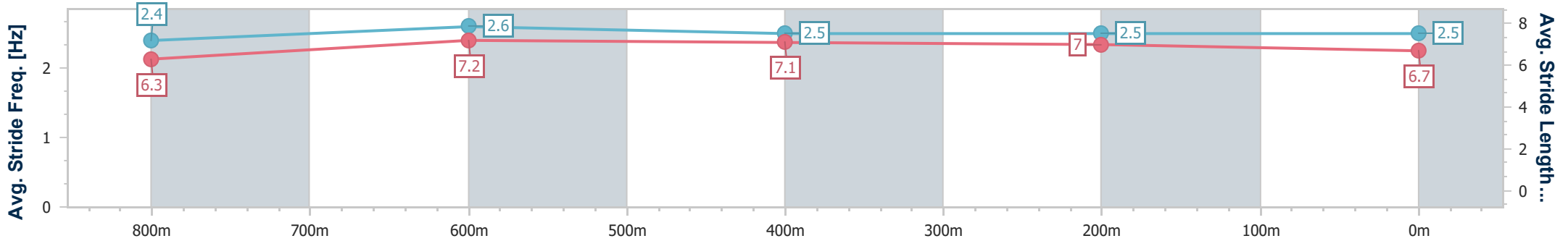
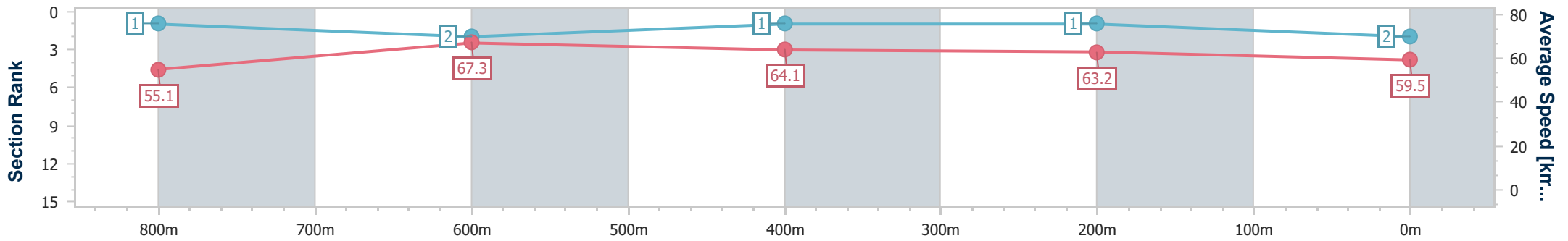
Race 1: BARRIER REEF POOLS Maiden Plate - 1000m



01 January 2025 - 13:14

Track Rating: Heavy 9, Weather: Fine, Rail Position: +4m Entire

Section	Overall	800m	600m	400m	200m
Section Times	0:59.09 [2] (0:13.05)	0:46.04 [1] (0:10.93)	0:35.11 [2] (0:11.57)	0:23.54 [1] (0:11.41)	0:12.13 [1] (0:12.13)
Average Speed [km/h]	55.1	67.3	64.1	63.2	59.5
Top Speed [km/h]	67.8	68.6	66.5	64.6	62.0
Avg. Dist. to Rail [m]	11.9	6.2	5.0	7.8	9.7
Avg. Stride Freq. [Hz]	2.4	2.6	2.5	2.5	2.5
Avg. Stride Length [m]	6.3	7.2	7.1	7.0	6.7



- [] Ranking at each section and finish
- .-.- No data available at this section
- NA No data available



Horse/Jockey Name	Crackenthorpe
Final Rank	3
Fastest Section Time (Section)	0:11.22 (400m)
Top Speed [km/h] (Section)	66.0 (600m)
Race State	Finished



Sunshine Coast QLD Professional

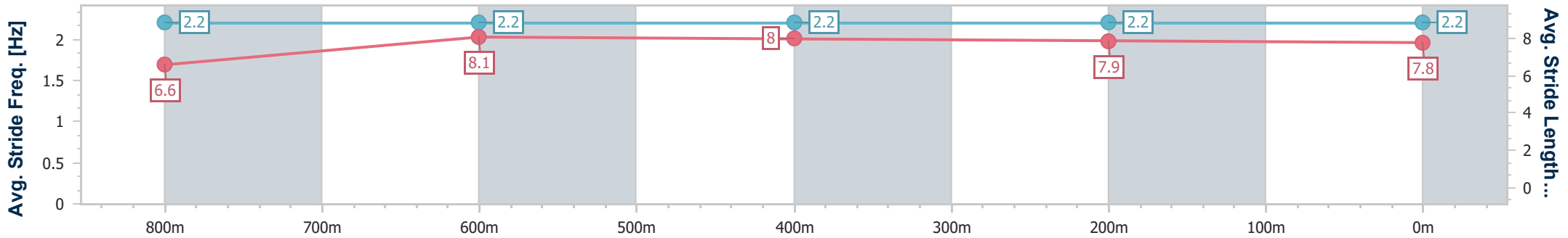
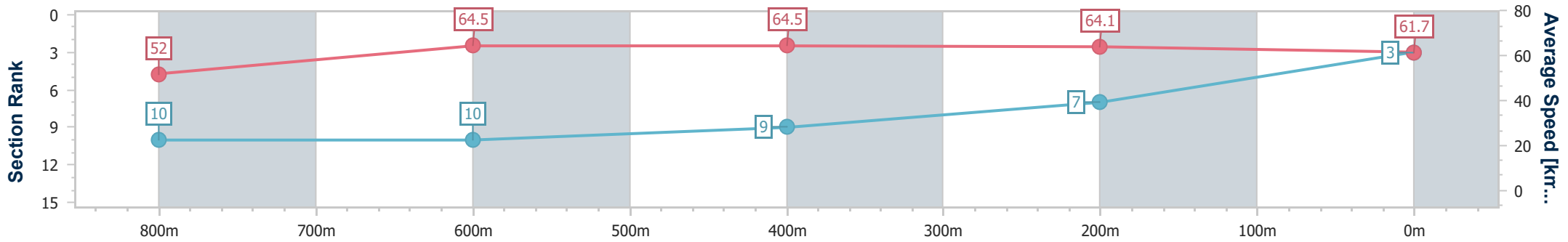
Race 1: BARRIER REEF POOLS Maiden Plate - 1000m



01 January 2025 - 13:14

Track Rating: Heavy 9, Weather: Fine, Rail Position: +4m Entire

Section	Overall	800m	600m	400m	200m
Section Times	0:59.50 [3] (0:13.86)	0:45.64 [10] (0:11.33)	0:34.31 [10] (0:11.42)	0:22.89 [9] (0:11.22)	0:11.67 [7] (0:11.67)
Average Speed [km/h]	52.0	64.5	64.5	64.1	61.7
Top Speed [km/h]	63.1	65.8	66.0	64.6	63.7
Avg. Dist. to Rail [m]	10.1	4.9	3.5	9.2	9.8
Avg. Stride Freq. [Hz]	2.2	2.2	2.2	2.2	2.2
Avg. Stride Length [m]	6.6	8.1	8.0	7.9	7.8



- [] Ranking at each section and finish
- .-.- No data available at this section
- NA No data available



Horse/Jockey Name	Greyt Performer
Final Rank	4
Fastest Section Time (Section)	0:10.87 (800m)
Top Speed [km/h] (Section)	67.1 (800m)
Race State	Finished



Sunshine Coast QLD Professional

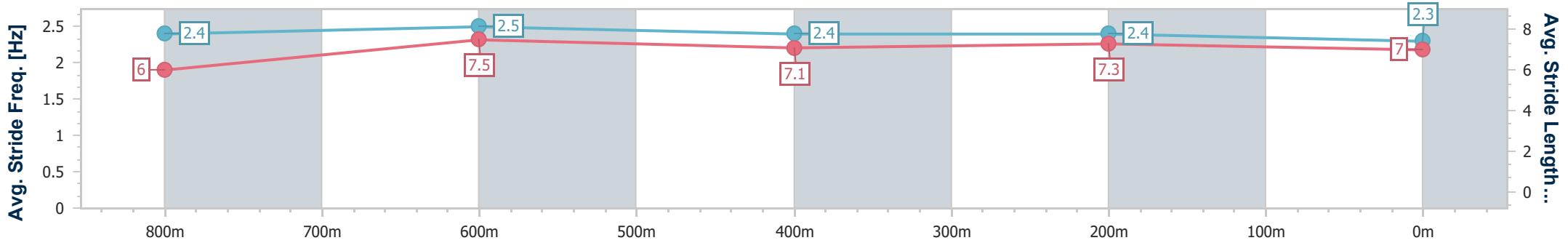
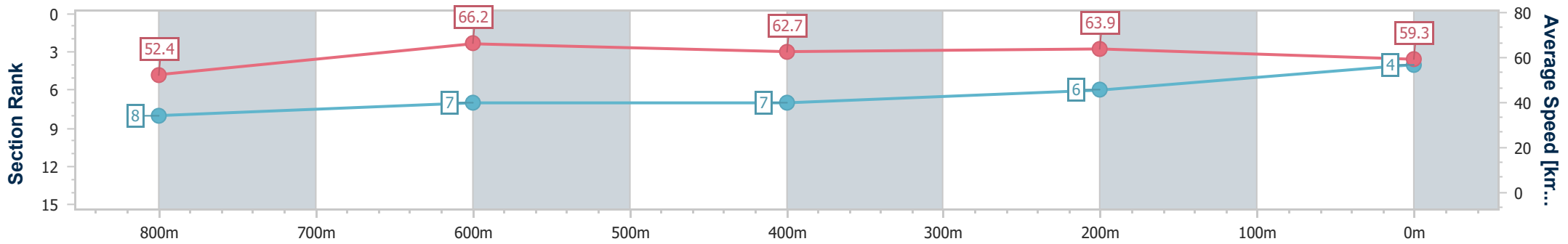
Race 1: BARRIER REEF POOLS Maiden Plate - 1000m



01 January 2025 - 13:14

Track Rating: Heavy 9, Weather: Fine, Rail Position: +4m Entire

Section	Overall	800m	600m	400m	200m
Section Times	0:59.65 [4] (0:13.76)	0:45.89 [8] (0:10.87)	0:35.02 [7] (0:11.60)	0:23.42 [7] (0:11.31)	0:12.11 [6] (0:12.11)
Average Speed [km/h]	52.4	66.2	62.7	63.9	59.3
Top Speed [km/h]	65.4	67.1	64.5	65.3	63.3
Avg. Dist. to Rail [m]	4.3	1.6	1.6	4.6	8.3
Avg. Stride Freq. [Hz]	2.4	2.5	2.4	2.4	2.3
Avg. Stride Length [m]	6.0	7.5	7.1	7.3	7.0



- [] Ranking at each section and finish
- .-.- No data available at this section
- NA No data available



Horse/Jockey Name	Equine Art
Final Rank	5
Fastest Section Time (Section)	0:11.11 (800m)
Top Speed [km/h] (Section)	67.5 (Overall)
Race State	Finished



Sunshine Coast QLD Professional

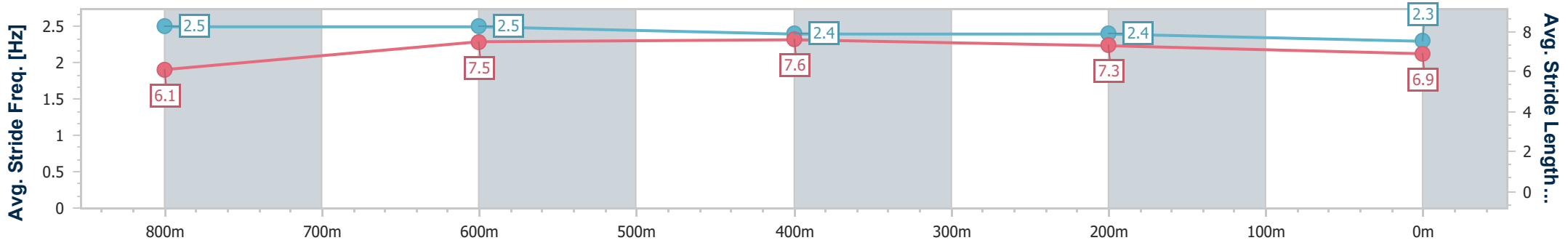
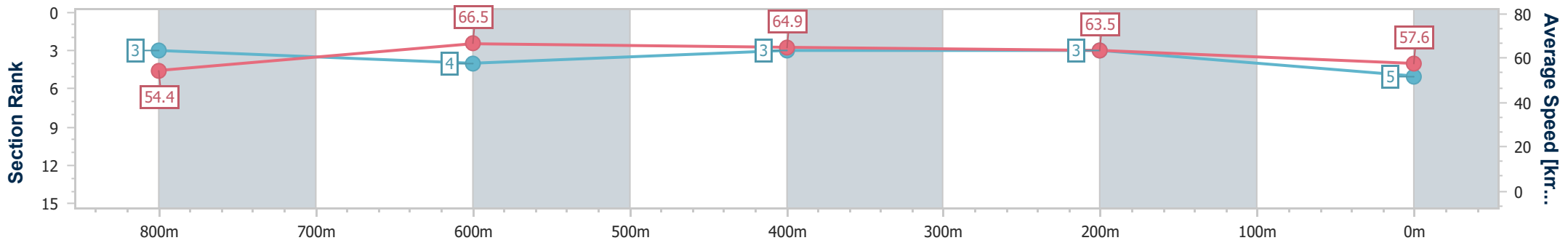
Race 1: BARRIER REEF POOLS Maiden Plate - 1000m



01 January 2025 - 13:14

Track Rating: Heavy 9, Weather: Fine, Rail Position: +4m Entire

Section	Overall	800m	600m	400m	200m
Section Times	0:59.69 [5] (0:13.19)	0:46.50 [3] (0:11.11)	0:35.39 [4] (0:11.53)	0:23.86 [3] (0:11.35)	0:12.51 [3] (0:12.51)
Average Speed [km/h]	54.4	66.5	64.9	63.5	57.6
Top Speed [km/h]	67.5	67.5	65.9	64.7	61.6
Avg. Dist. to Rail [m]	10.0	6.6	6.1	12.0	11.9
Avg. Stride Freq. [Hz]	2.5	2.5	2.4	2.4	2.3
Avg. Stride Length [m]	6.1	7.5	7.6	7.3	6.9



- [] Ranking at each section and finish
- .-.- No data available at this section
- NA No data available



Horse/Jockey Name	Bring Me Saki
Final Rank	6
Fastest Section Time (Section)	0:11.05 (800m)
Top Speed [km/h] (Section)	67.6 (800m)
Race State	Finished



Sunshine Coast QLD Professional

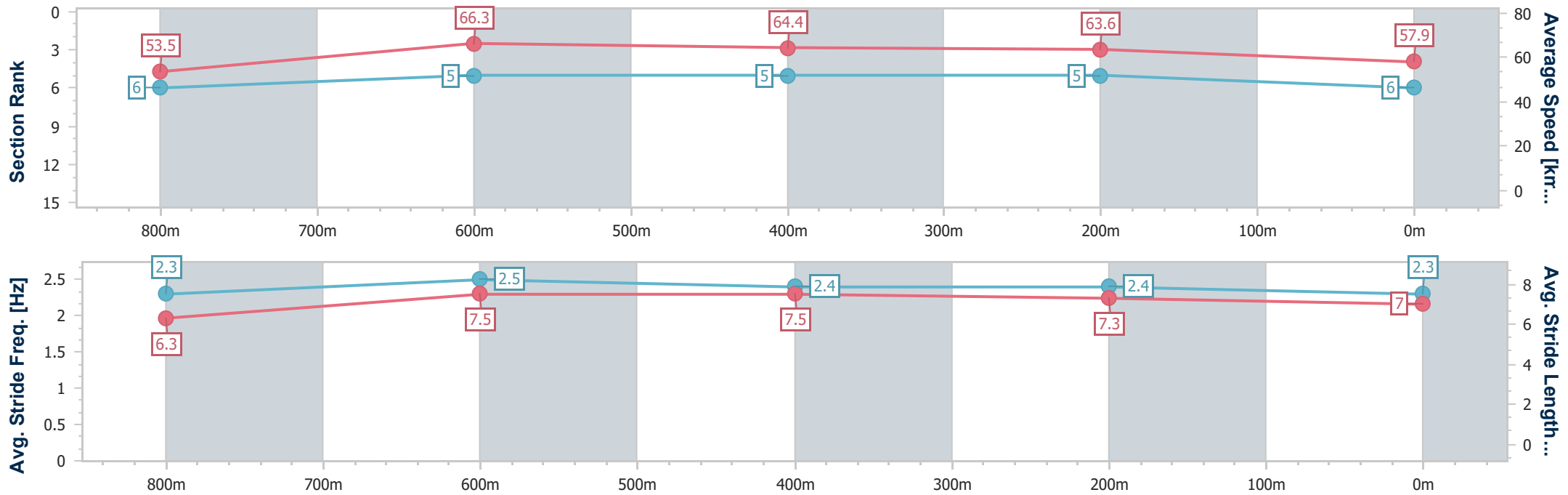
Race 1: BARRIER REEF POOLS Maiden Plate - 1000m



01 January 2025 - 13:14

Track Rating: Heavy 9, Weather: Fine, Rail Position: +4m Entire

Section	Overall	800m	600m	400m	200m
Section Times	0:59.88 [6] (0:13.48)	0:46.40 [6] (0:11.05)	0:35.35 [5] (0:11.55)	0:23.80 [5] (0:11.37)	0:12.43 [5] (0:12.43)
Average Speed [km/h]	53.5	66.3	64.4	63.6	57.9
Top Speed [km/h]	66.0	67.6	66.8	64.4	61.2
Avg. Dist. to Rail [m]	11.4	5.6	5.2	10.9	10.8
Avg. Stride Freq. [Hz]	2.3	2.5	2.4	2.4	2.3
Avg. Stride Length [m]	6.3	7.5	7.5	7.3	7.0



- [] Ranking at each section and finish
- .-.- No data available at this section
- NA No data available



Horse/Jockey Name	Enuff Pills
Final Rank	7
Fastest Section Time (Section)	0:10.73 (800m)
Top Speed [km/h] (Section)	69.3 (800m)
Race State	Finished



Sunshine Coast QLD Professional

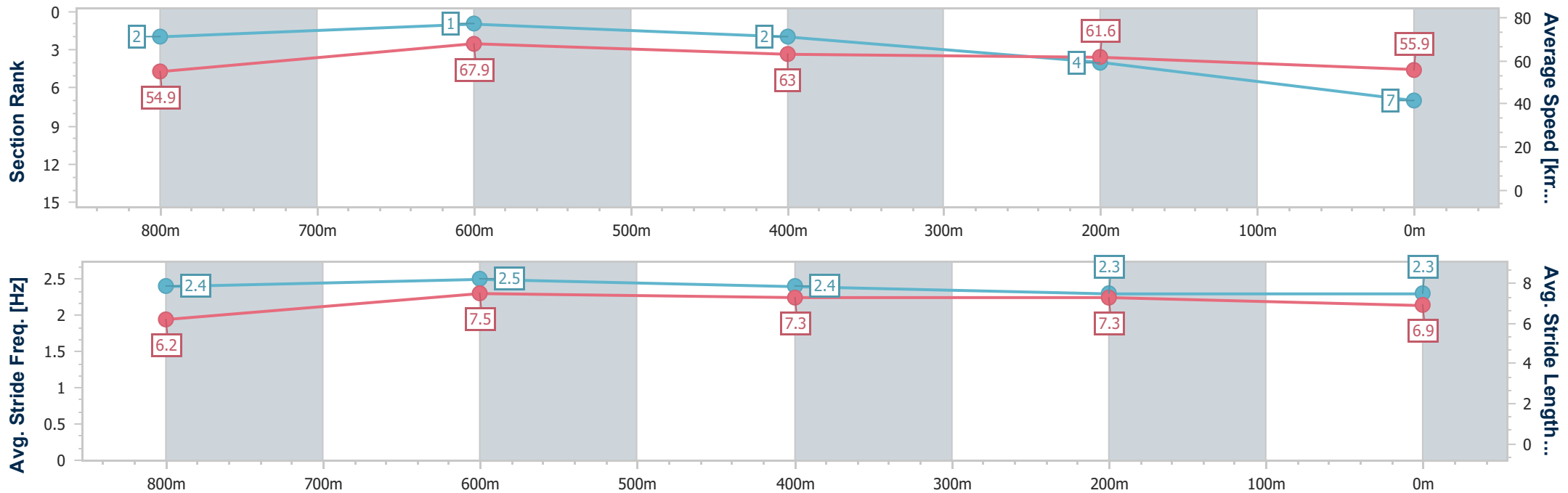
Race 1: BARRIER REEF POOLS Maiden Plate - 1000m



01 January 2025 - 13:14

Track Rating: Heavy 9, Weather: Fine, Rail Position: +4m Entire

Section	Overall	800m	600m	400m	200m
Section Times	1:00.17 [7] (0:13.15)	0:47.02 [2] (0:10.73)	0:36.29 [1] (0:11.72)	0:24.57 [2] (0:11.70)	0:12.87 [4] (0:12.87)
Average Speed [km/h]	54.9	67.9	63.0	61.6	55.9
Top Speed [km/h]	67.1	69.3	66.0	63.0	59.7
Avg. Dist. to Rail [m]	7.6	4.7	3.8	4.1	5.4
Avg. Stride Freq. [Hz]	2.4	2.5	2.4	2.3	2.3
Avg. Stride Length [m]	6.2	7.5	7.3	7.3	6.9



- [] Ranking at each section and finish
- .-.- No data available at this section
- NA No data available



Horse/Jockey Name	The Publican
Final Rank	8
Fastest Section Time (Section)	0:11.12 (800m)
Top Speed [km/h] (Section)	66.9 (600m)
Race State	Finished



Sunshine Coast QLD Professional

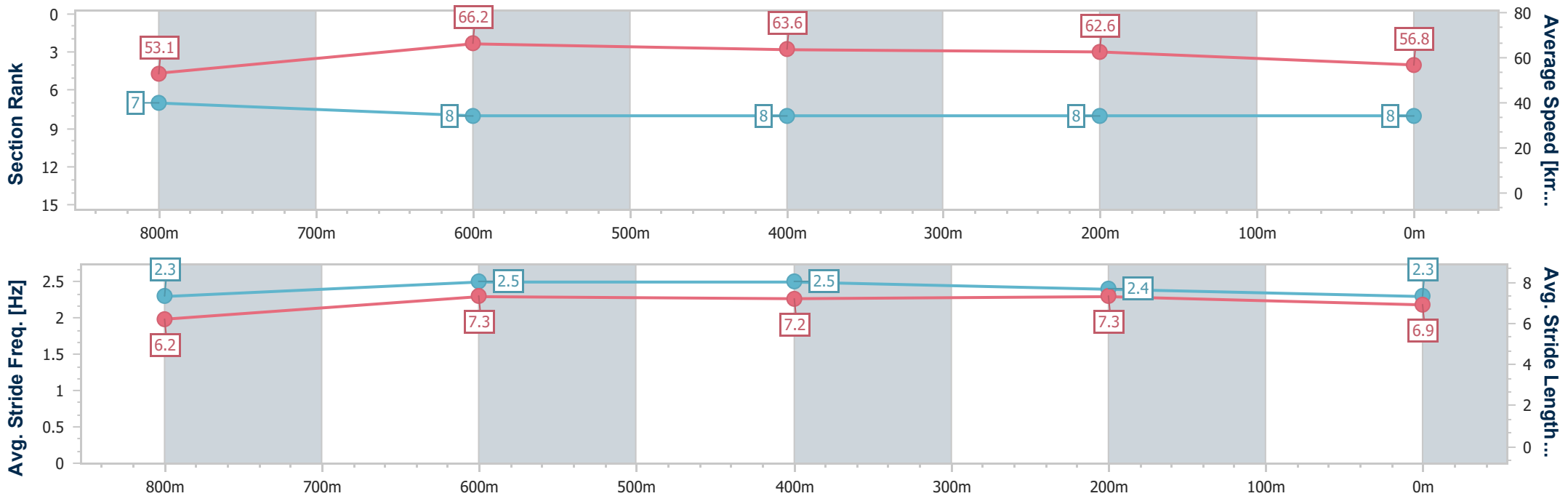
Race 1: BARRIER REEF POOLS Maiden Plate - 1000m



01 January 2025 - 13:14

Track Rating: Heavy 9, Weather: Fine, Rail Position: +4m Entire

Section	Overall	800m	600m	400m	200m
Section Times	1:00.52 [8] (0:13.55)	0:46.97 [7] (0:11.12)	0:35.85 [8] (0:11.65)	0:24.20 [8] (0:11.53)	0:12.67 [8] (0:12.67)
Average Speed [km/h]	53.1	66.2	63.6	62.6	56.8
Top Speed [km/h]	64.5	66.9	66.9	64.1	61.4
Avg. Dist. to Rail [m]	7.6	5.1	5.4	9.0	9.8
Avg. Stride Freq. [Hz]	2.3	2.5	2.5	2.4	2.3
Avg. Stride Length [m]	6.2	7.3	7.2	7.3	6.9



- [] Ranking at each section and finish
- .-.-.- No data available at this section
- NA No data available



Horse/Jockey Name	He's A Weapon
Final Rank	9
Fastest Section Time (Section)	0:11.20 (800m)
Top Speed [km/h] (Section)	68.5 (800m)
Race State	Finished



Sunshine Coast QLD Professional

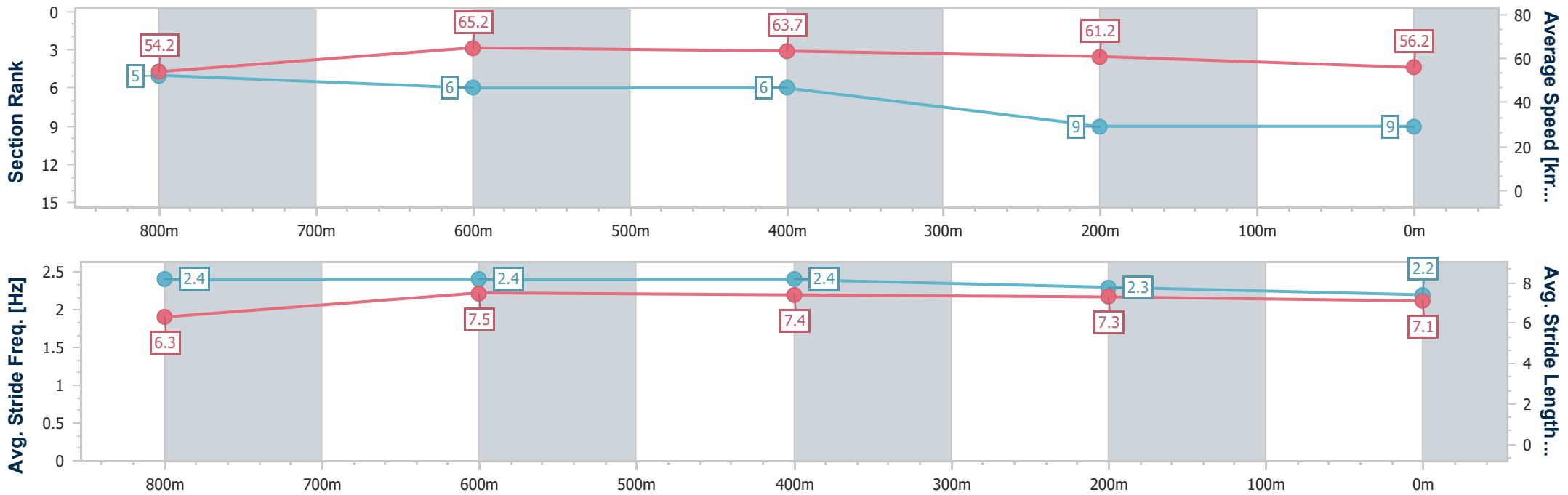
Race 1: BARRIER REEF POOLS Maiden Plate - 1000m

01 January 2025 - 13:14



Track Rating: Heavy 9, Weather: Fine, Rail Position: +4m Entire

Section	Overall	800m	600m	400m	200m
Section Times	1:00.70 [9] (0:13.34)	0:47.36 [5] (0:11.20)	0:36.16 [6] (0:11.60)	0:24.56 [6] (0:11.76)	0:12.80 [9] (0:12.80)
Average Speed [km/h]	54.2	65.2	63.7	61.2	56.2
Top Speed [km/h]	65.1	68.5	66.8	63.1	60.1
Avg. Dist. to Rail [m]	9.2	4.7	4.4	8.2	9.2
Avg. Stride Freq. [Hz]	2.4	2.4	2.4	2.3	2.2
Avg. Stride Length [m]	6.3	7.5	7.4	7.3	7.1



- [] Ranking at each section and finish
- .-.- No data available at this section
- NA No data available



Horse/Jockey Name	Sharalanda
Final Rank	10
Fastest Section Time (Section)	0:11.41 (800m)
Top Speed [km/h] (Section)	66.7 (600m)
Race State	Finished



Sunshine Coast QLD Professional

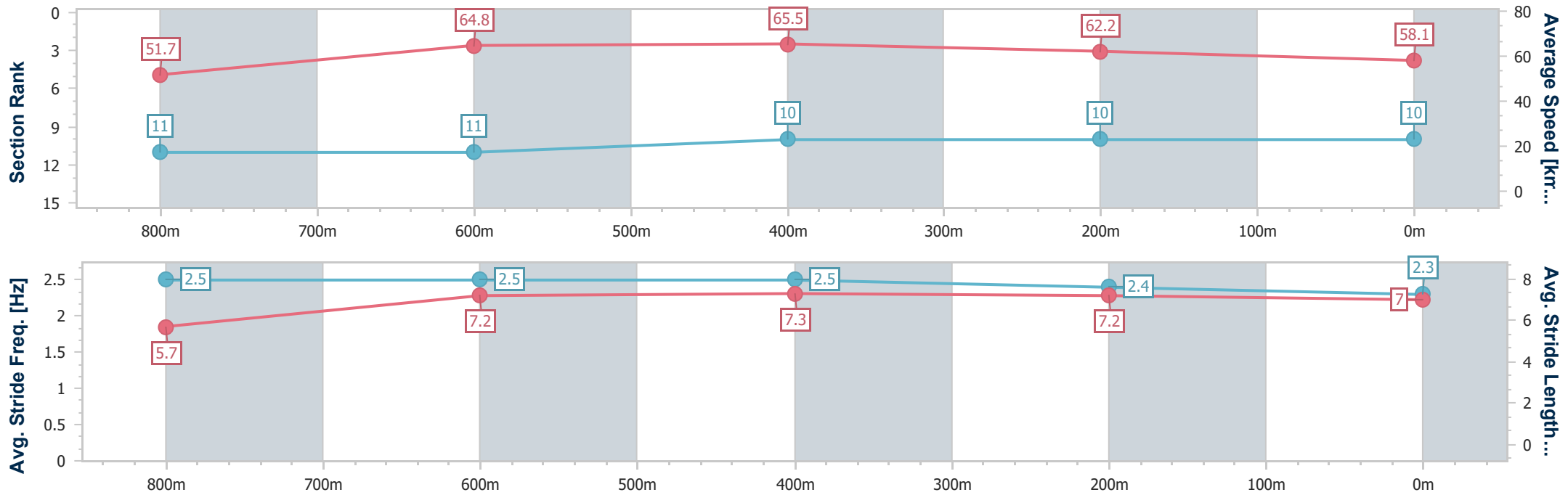
Race 1: BARRIER REEF POOLS Maiden Plate - 1000m



01 January 2025 - 13:14

Track Rating: Heavy 9, Weather: Fine, Rail Position: +4m Entire

Section	Overall	800m	600m	400m	200m
Section Times	1:00.78 [10] (0:13.98)	0:46.80 [11] (0:11.41)	0:35.39 [11] (0:11.42)	0:23.97 [10] (0:11.56)	0:12.41 [10] (0:12.41)
Average Speed [km/h]	51.7	64.8	65.5	62.2	58.1
Top Speed [km/h]	62.6	66.2	66.7	63.9	60.5
Avg. Dist. to Rail [m]	15.3	8.1	6.5	8.4	7.5
Avg. Stride Freq. [Hz]	2.5	2.5	2.5	2.4	2.3
Avg. Stride Length [m]	5.7	7.2	7.3	7.2	7.0



- [] Ranking at each section and finish
- .-.- No data available at this section
- NA No data available



Horse/Jockey Name	Daunting Instinct
Final Rank	11
Fastest Section Time (Section)	0:11.33 (800m)
Top Speed [km/h] (Section)	65.1 (800m)
Race State	Finished



Sunshine Coast QLD Professional

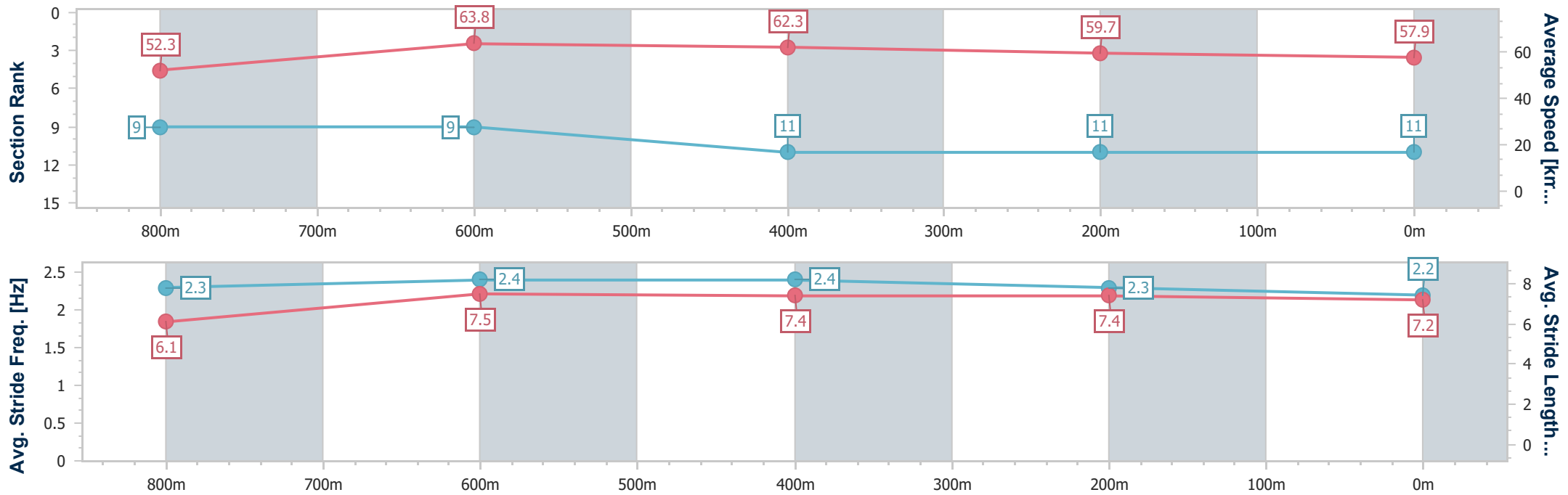
Race 1: BARRIER REEF POOLS Maiden Plate - 1000m



01 January 2025 - 13:14

Track Rating: Heavy 9, Weather: Fine, Rail Position: +4m Entire

Section	Overall	800m	600m	400m	200m
Section Times	1:01.45 [11] (0:13.81)	0:47.64 [9] (0:11.33)	0:36.31 [9] (0:11.83)	0:24.48 [11] (0:12.03)	0:12.45 [11] (0:12.45)
Average Speed [km/h]	52.3	63.8	62.3	59.7	57.9
Top Speed [km/h]	63.5	65.1	64.2	62.0	59.3
Avg. Dist. to Rail [m]	8.9	2.4	3.3	7.0	8.0
Avg. Stride Freq. [Hz]	2.3	2.4	2.4	2.3	2.2
Avg. Stride Length [m]	6.1	7.5	7.4	7.4	7.2



- [] Ranking at each section and finish
- .-.- No data available at this section
- NA No data available



Sunshine Coast QLD Professional

Race 2: WIMMERS PREMIUM SOFT DRINKS Class 5 Handicap - 1000m

01 January 2025 - 13:48



Track Rating: Heavy 8, Weather: Fine, Rail Position: +4m Entire

Section		Overall									Last 600m		
Field Times		0:59.08 (0:13.30)									0:34.17		
		800m			600m			400m			200m		
		0:45.78 (0:11.61)			0:34.17 (0:11.72)			0:22.45 (0:11.02)			0:11.43 (0:11.43)		
Rank	TAB Horse/Jockey	Barrier	Top Speed [km/h]	Fastest Section	Margin	Distance Travelled [m]							
1	6 ZOUPERB Emily Lang	5	68.2 400m	0:10.76 400m	0:59.08 [1] (0:14.04)	0:45.04 [6] (0:11.50)	0:33.54 [6] (0:11.56)	0:21.98 [6] (0:10.76)	0:11.22 [6] (0:11.22)	0:59.08	0:33.54		
2	2 ZELGARIA Andrew Mallyon	2	66.9 400m	0:10.88 400m	0:59.12 [2] (0:13.67)	0:45.45 [3] (0:11.53)	0:33.92 [3] (0:11.61)	0:22.31 [3] (0:10.88)	0:11.43 [2] (0:11.43)	0.2L	0:33.92	-1	
3	5 SECRET REVOLUTION Robbie Dolan	4	68.2 400m	0:10.71 400m	0:59.15 [3] (0:13.87)	0:45.28 [5] (0:11.49)	0:33.79 [5] (0:11.69)	0:22.10 [5] (0:10.71)	0:11.39 [4] (0:11.39)	0.4L	0:33.79	+1	
4	7 ZINGALONG Minonette Kennedy	6	66.7 400m	0:11.02 400m	0:59.16 [4] (0:13.30)	0:45.86 [1] (0:11.61)	0:34.25 [1] (0:11.72)	0:22.53 [1] (0:11.02)	0:11.51 [1] (0:11.51)	0.5L	0:34.25	-1	
5	1 HEARTONI Bailey Wheeler	3	67.3 400m	0:10.91 400m	0:59.16 [5] (0:13.72)	0:45.44 [4] (0:11.58)	0:33.86 [4] (0:11.59)	0:22.27 [4] (0:10.91)	0:11.36 [5] (0:11.36)	0.6L	0:33.86	-4	
6	4 MR GALAZI Georgina Cartwright	1	65.8 400m	0:11.06 400m	0:59.57 [6] (0:13.52)	0:46.05 [2] (0:11.50)	0:34.55 [2] (0:11.62)	0:22.93 [2] (0:11.06)	0:11.87 [3] (0:11.87)	2.9L	0:34.55	-5	

Scratched: Amigo (#3)

[] Ranking at each section and finish
 -:-:- No data available at this section
 NA No data available

SCN Saddle cloth number
 DNF Did not finish
 DNT Did not track



Horse/Jockey Name	Zouperb
Final Rank	1
Fastest Section Time (Section)	0:10.76 (400m)
Top Speed [km/h] (Section)	68.2 (400m)
Race State	Finished



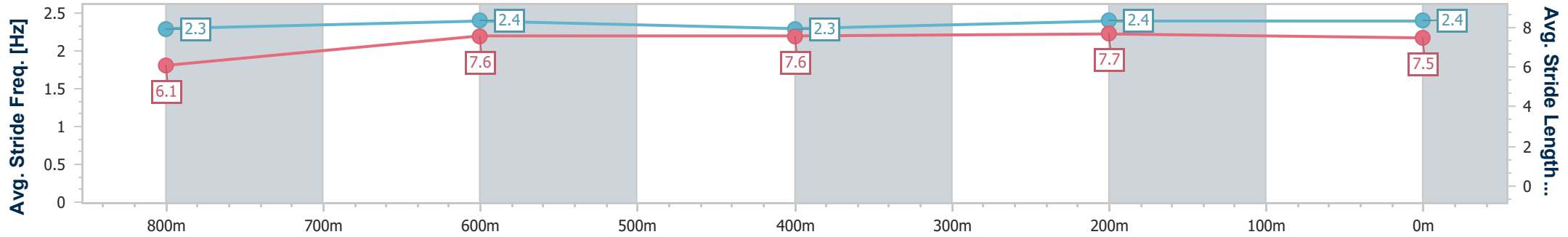
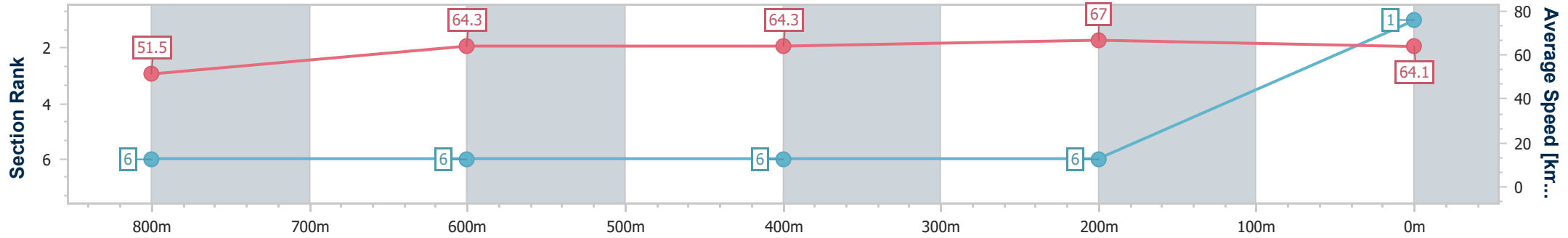
Sunshine Coast QLD Professional
Race 2: WIMMERS PREMIUM SOFT DRINKS Class 5 Handicap - 1000m



01 January 2025 - 13:48

Track Rating: Heavy 8, Weather: Fine, Rail Position: +4m Entire

Section	Overall	800m	600m	400m	200m
Section Times	0:59.08 [1] (0:14.04)	0:45.04 [6] (0:11.50)	0:33.54 [6] (0:11.56)	0:21.98 [6] (0:10.76)	0:11.22 [6] (0:11.22)
Average Speed [km/h]	51.5	64.3	64.3	67.0	64.1
Top Speed [km/h]	64.8	65.2	66.3	68.2	67.9
Avg. Dist. to Rail [m]	11.0	7.2	5.8	9.6	11.6
Avg. Stride Freq. [Hz]	2.3	2.4	2.3	2.4	2.4
Avg. Stride Length [m]	6.1	7.6	7.6	7.7	7.5



- [] Ranking at each section and finish
- .-.- No data available at this section
- NA No data available



Horse/Jockey Name	Zelgaria
Final Rank	2
Fastest Section Time (Section)	0:10.88 (400m)
Top Speed [km/h] (Section)	66.9 (400m)
Race State	Finished



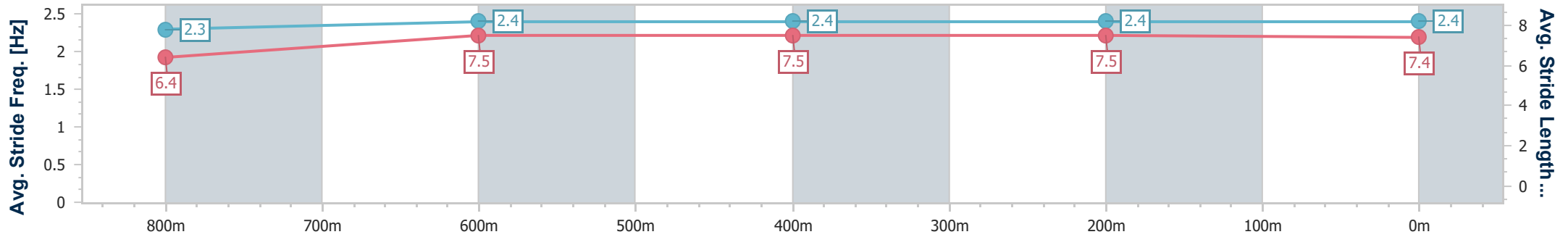
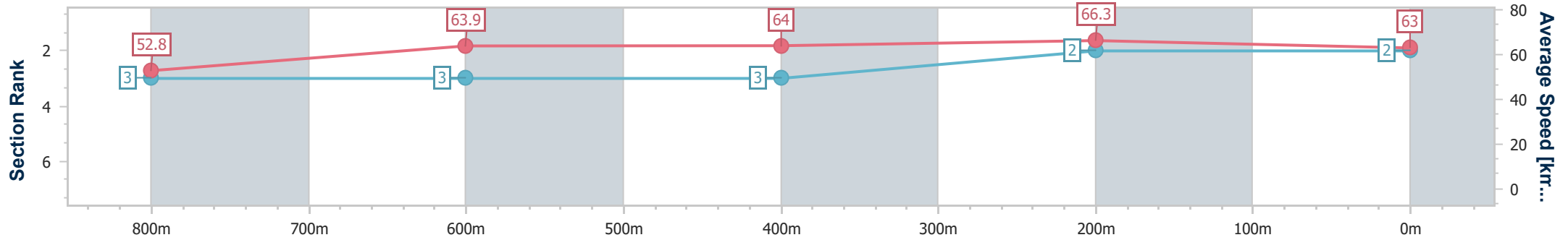
Sunshine Coast QLD Professional
Race 2: WIMMERS PREMIUM SOFT DRINKS Class 5 Handicap - 1000m



01 January 2025 - 13:48

Track Rating: Heavy 8, Weather: Fine, Rail Position: +4m Entire

Section	Overall	800m	600m	400m	200m
Section Times	0:59.12 [2] (0:13.67)	0:45.45 [3] (0:11.53)	0:33.92 [3] (0:11.61)	0:22.31 [3] (0:10.88)	0:11.43 [2] (0:11.43)
Average Speed [km/h]	52.8	63.9	64.0	66.3	63.0
Top Speed [km/h]	64.1	64.5	65.3	66.9	66.4
Avg. Dist. to Rail [m]	8.2	6.2	5.6	5.9	6.1
Avg. Stride Freq. [Hz]	2.3	2.4	2.4	2.4	2.4
Avg. Stride Length [m]	6.4	7.5	7.5	7.5	7.4



- [] Ranking at each section and finish
- .-.- No data available at this section
- NA No data available



Horse/Jockey Name	Secret Revolution
Final Rank	3
Fastest Section Time (Section)	0:10.71 (400m)
Top Speed [km/h] (Section)	68.2 (400m)
Race State	Finished



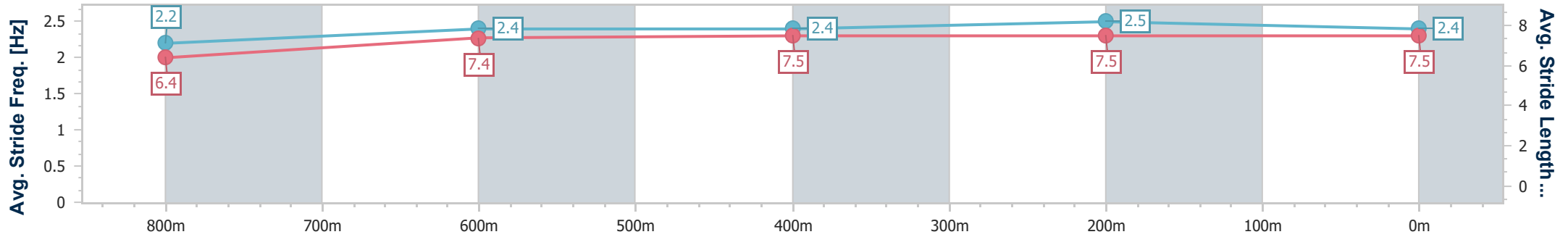
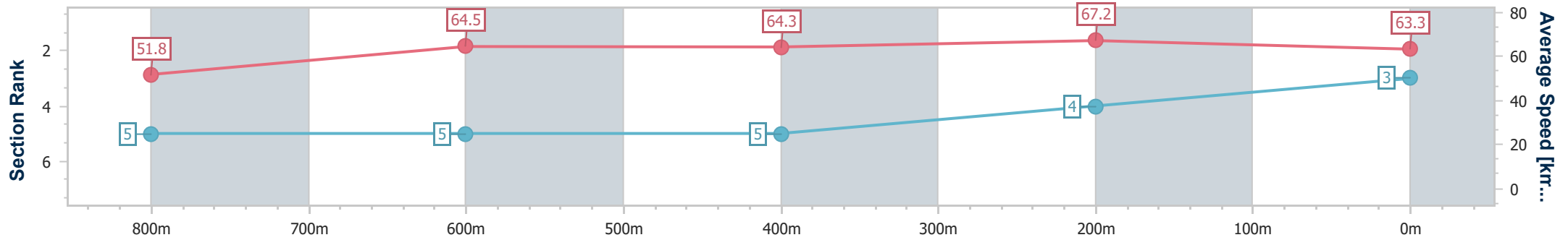
Sunshine Coast QLD Professional
Race 2: WIMMERS PREMIUM SOFT DRINKS Class 5 Handicap - 1000m



01 January 2025 - 13:48

Track Rating: Heavy 8, Weather: Fine, Rail Position: +4m Entire

Section	Overall	800m	600m	400m	200m
Section Times	0:59.15 [3] (0:13.87)	0:45.28 [5] (0:11.49)	0:33.79 [5] (0:11.69)	0:22.10 [5] (0:10.71)	0:11.39 [4] (0:11.39)
Average Speed [km/h]	51.8	64.5	64.3	67.2	63.3
Top Speed [km/h]	66.0	65.4	65.7	68.2	67.1
Avg. Dist. to Rail [m]	10.1	7.5	7.0	9.6	11.1
Avg. Stride Freq. [Hz]	2.2	2.4	2.4	2.5	2.4
Avg. Stride Length [m]	6.4	7.4	7.5	7.5	7.5



- [] Ranking at each section and finish
- .-.- No data available at this section
- NA No data available



Horse/Jockey Name	Zingalong
Final Rank	4
Fastest Section Time (Section)	0:11.02 (400m)
Top Speed [km/h] (Section)	66.7 (400m)
Race State	Finished



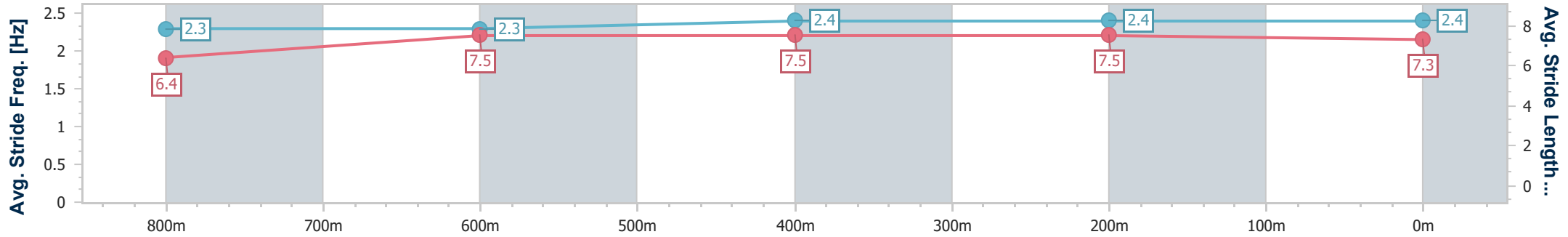
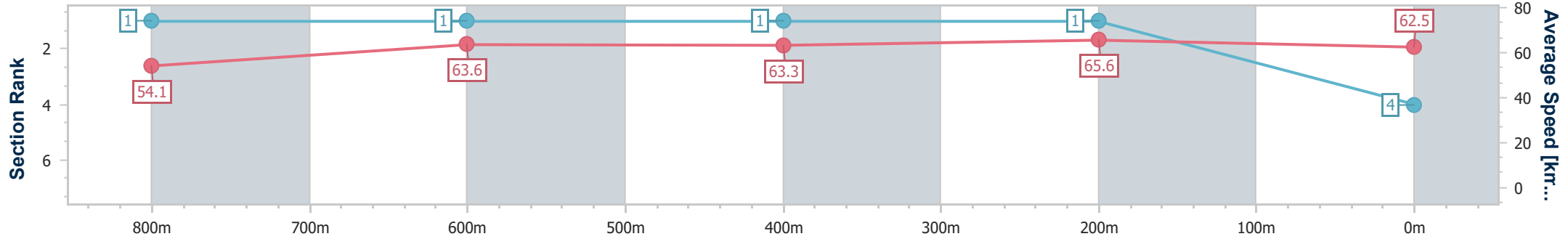
Sunshine Coast QLD Professional
Race 2: WIMMERS PREMIUM SOFT DRINKS Class 5 Handicap - 1000m



01 January 2025 - 13:48

Track Rating: Heavy 8, Weather: Fine, Rail Position: +4m Entire

Section	Overall	800m	600m	400m	200m
Section Times	0:59.16 [4] (0:13.30)	0:45.86 [1] (0:11.61)	0:34.25 [1] (0:11.72)	0:22.53 [1] (0:11.02)	0:11.51 [1] (0:11.51)
Average Speed [km/h]	54.1	63.6	63.3	65.6	62.5
Top Speed [km/h]	64.2	63.9	64.2	66.7	65.0
Avg. Dist. to Rail [m]	11.5	6.2	5.6	7.2	7.9
Avg. Stride Freq. [Hz]	2.3	2.3	2.4	2.4	2.4
Avg. Stride Length [m]	6.4	7.5	7.5	7.5	7.3



- [] Ranking at each section and finish
- .-.- No data available at this section
- NA No data available



Horse/Jockey Name	Heartoni
Final Rank	5
Fastest Section Time (Section)	0:10.91 (400m)
Top Speed [km/h] (Section)	67.3 (400m)
Race State	Finished



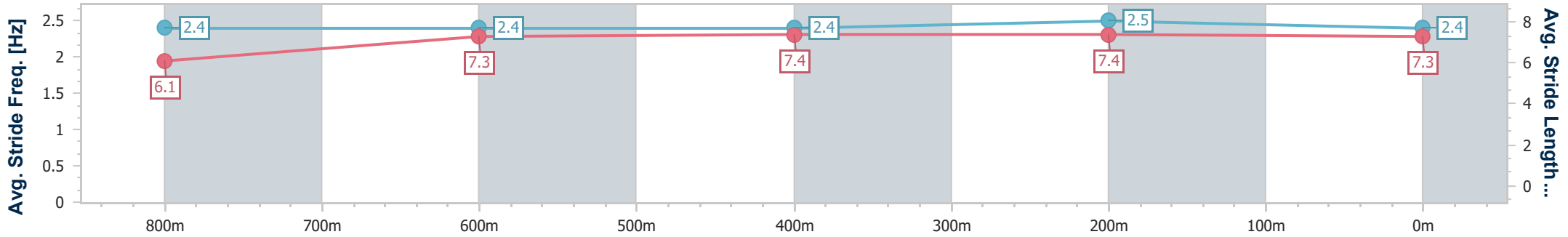
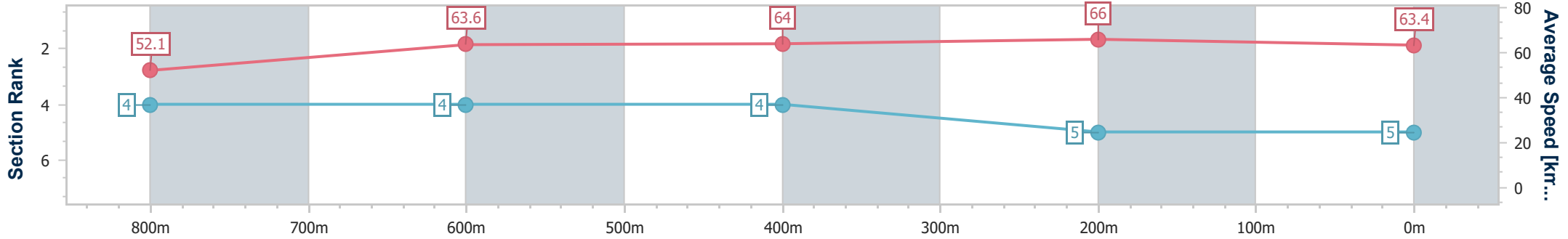
Sunshine Coast QLD Professional
 Race 2: WIMMERS PREMIUM SOFT DRINKS Class 5 Handicap - 1000m



01 January 2025 - 13:48

Track Rating: Heavy 8, Weather: Fine, Rail Position: +4m Entire

Section	Overall	800m	600m	400m	200m
Section Times	0:59.16 [5] (0:13.72)	0:45.44 [4] (0:11.58)	0:33.86 [4] (0:11.59)	0:22.27 [4] (0:10.91)	0:11.36 [5] (0:11.36)
Average Speed [km/h]	52.1	63.6	64.0	66.0	63.4
Top Speed [km/h]	66.2	66.2	66.3	67.3	66.5
Avg. Dist. to Rail [m]	9.5	6.9	4.7	7.0	8.8
Avg. Stride Freq. [Hz]	2.4	2.4	2.4	2.5	2.4
Avg. Stride Length [m]	6.1	7.3	7.4	7.4	7.3



- [] Ranking at each section and finish
- .-.- No data available at this section
- NA No data available



Horse/Jockey Name	Mr Galazi
Final Rank	6
Fastest Section Time (Section)	0:11.06 (400m)
Top Speed [km/h] (Section)	65.8 (400m)
Race State	Finished



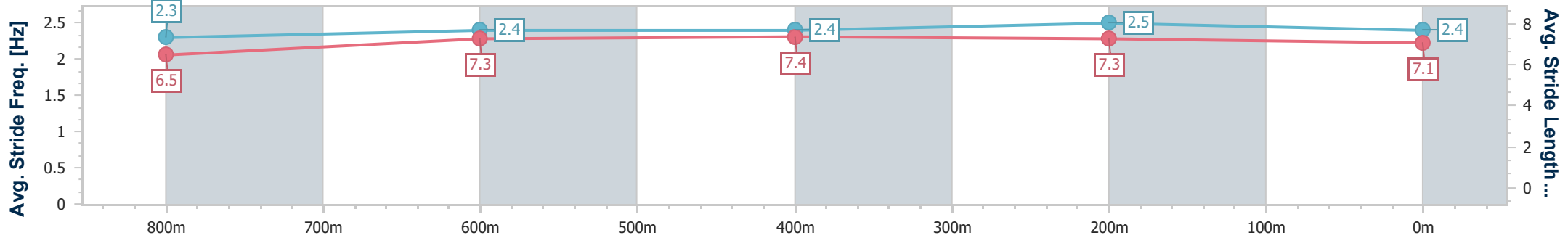
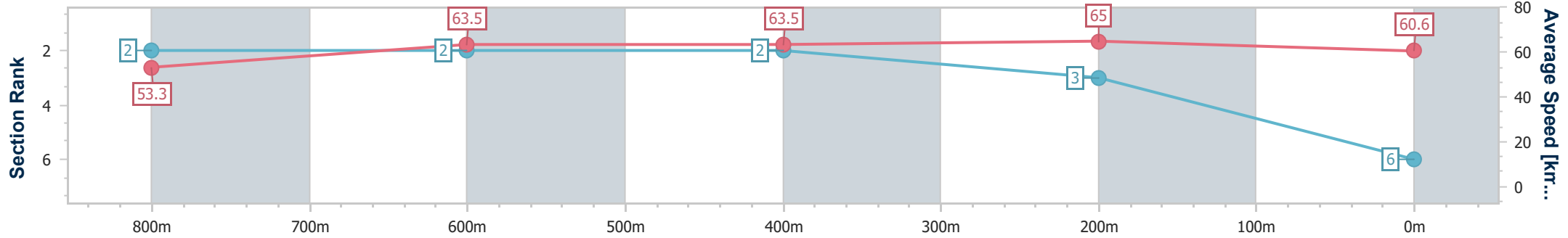
Sunshine Coast QLD Professional
Race 2: WIMMERS PREMIUM SOFT DRINKS Class 5 Handicap - 1000m



01 January 2025 - 13:48

Track Rating: Heavy 8, Weather: Fine, Rail Position: +4m Entire

Section	Overall	800m	600m	400m	200m
Section Times	0:59.57 [6] (0:13.52)	0:46.05 [2] (0:11.50)	0:34.55 [2] (0:11.62)	0:22.93 [2] (0:11.06)	0:11.87 [3] (0:11.87)
Average Speed [km/h]	53.3	63.5	63.5	65.0	60.6
Top Speed [km/h]	64.2	64.7	64.7	65.8	64.3
Avg. Dist. to Rail [m]	6.6	4.7	3.9	4.4	5.5
Avg. Stride Freq. [Hz]	2.3	2.4	2.4	2.5	2.4
Avg. Stride Length [m]	6.5	7.3	7.4	7.3	7.1



- [] Ranking at each section and finish
- .-.- No data available at this section
- NA No data available



Sunshine Coast QLD Professional
Race 3: MARTIN COLLINS AUSTRALIA QTIS Three-Year-Old
BENCHMARK 65 Handicap - 1200m
01 January 2025 - 14:33



Track Rating: Heavy 8, Weather: Fine, Rail Position: +4m Entire

Section		Overall	1000m	800m	600m	400m	200m	Last 600m					
Field Times		1:12.32 (0:13.03)	0:59.29 (0:11.03)	0:48.26 (0:11.95)	0:36.31 (0:12.06)	0:24.25 (0:11.55)	0:12.70 (0:12.70)	0:36.31					
Rank	TAB Horse/Jockey	Barrier	Top Speed [km/h]	Fastest Section							Margin	Distance Travelled [m]	
1	3 TORO STRIKE Nikita Beriman	3	64.6	0:11.44	1:12.32 [1] (0:13.36)	0:58.96 [5] (0:11.49)	0:47.47 [5] (0:11.90)	0:35.57 [5] (0:11.65)	0:23.92 [3] (0:11.44)	0:12.48 [3] (0:12.48)	1:12.32	0:35.57	
2	6 PRO FORMA Justin Huxtable	6	65.3	0:11.12	1:12.33 [2] (0:13.74)	0:58.59 [8] (0:11.66)	0:46.93 [8] (0:11.98)	0:34.95 [8] (0:11.87)	0:23.08 [8] (0:11.12)	0:11.96 [6] (0:11.96)	0.1L	0:34.95	-2
3	4 THAT'S INTERESTING Justin Stanley	8	67.4	0:11.03	1:12.41 [3] (0:13.03)	0:59.38 [1] (0:11.03)	0:48.35 [1] (0:11.95)	0:36.40 [1] (0:12.06)	0:24.34 [1] (0:11.69)	0:12.65 [2] (0:12.65)	0.5L	0:36.40	-5
4	2 TERRITORY ASH Tahlia Fenlon	1	65.5	0:11.36	1:12.49 [4] (0:13.25)	0:59.24 [4] (0:11.36)	0:47.88 [3] (0:11.75)	0:36.13 [2] (0:11.74)	0:24.39 [2] (0:11.52)	0:12.87 [1] (0:12.87)	0.8L	0:36.13	-3
5	8 ATTENTIVE Ryan Maloney	5	64.6	0:11.54	1:12.86 [5] (0:13.60)	0:59.26 [7] (0:11.71)	0:47.55 [7] (0:11.82)	0:35.73 [7] (0:11.59)	0:24.14 [6] (0:11.54)	0:12.60 [5] (0:12.60)	2.8L	0:35.73	-6
6	5 BETTER BE READY Angela Jones	2	65.2	0:11.45	1:12.96 [6] (0:13.24)	0:59.72 [3] (0:11.45)	0:48.27 [4] (0:11.97)	0:36.30 [4] (0:11.81)	0:24.49 [4] (0:11.73)	0:12.76 [4] (0:12.76)	3.3L	0:36.30	+1
7	9 PULPIT Luke Dempsey	7	65.6	0:11.64	1:13.04 [7] (0:13.39)	0:59.65 [6] (0:11.64)	0:48.01 [6] (0:12.01)	0:36.00 [6] (0:12.04)	0:23.96 [7] (0:11.79)	0:12.17 [8] (0:12.17)	3.6L	0:36.00	+1
8	10 STEP ALONG Luke Tarrant	4	66.6	0:11.45	1:13.87 [8] (0:13.12)	1:00.75 [2] (0:11.45)	0:49.30 [2] (0:11.95)	0:37.35 [3] (0:11.98)	0:25.37 [5] (0:12.02)	0:13.35 [7] (0:13.35)	8.4L	0:37.35	-5

Scratched: Indubitably (#1), What A Doozy (#7)

[] Ranking at each section and finish
 -:-:- No data available at this section
 NA No data available

SCN Saddle cloth number
 DNF Did not finish
 DNT Did not track



Horse/Jockey Name	Toro Strike
Final Rank	1
Fastest Section Time (Section)	0:11.44 (400m)
Top Speed [km/h] (Section)	64.6 (1000m)
Race State	Finished



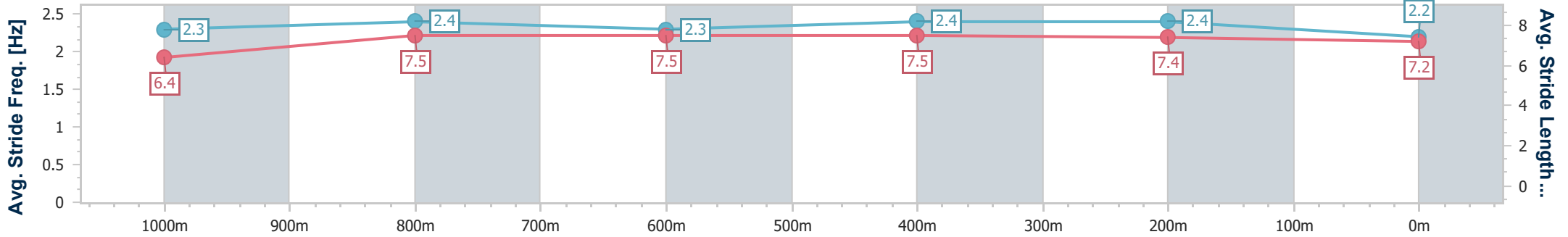
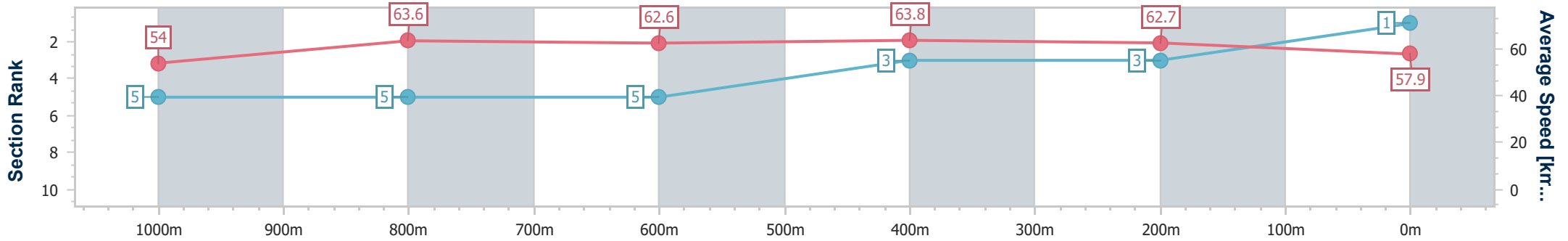
Sunshine Coast QLD Professional
 Race 3: MARTIN COLLINS AUSTRALIA QTIS Three-Year-Old
 BENCHMARK 65 Handicap - 1200m



01 January 2025 - 14:33

Track Rating: Heavy 8, Weather: Fine, Rail Position: +4m Entire

Section	Overall	1000m	800m	600m	400m	200m
Section Times	1:12.32 [1] (0:13.36)	0:58.96 [5] (0:11.49)	0:47.47 [5] (0:11.90)	0:35.57 [5] (0:11.65)	0:23.92 [3] (0:11.44)	0:12.48 [3] (0:12.48)
Average Speed [km/h]	54.0	63.6	62.6	63.8	62.7	57.9
Top Speed [km/h]	64.6	64.6	63.6	64.3	64.2	60.8
Avg. Dist. to Rail [m]	9.6	7.0	5.8	5.4	9.1	10.2
Avg. Stride Freq. [Hz]	2.3	2.4	2.3	2.4	2.4	2.2
Avg. Stride Length [m]	6.4	7.5	7.5	7.5	7.4	7.2



- [] Ranking at each section and finish
- .-.- No data available at this section
- NA No data available



Horse/Jockey Name	Pro Forma
Final Rank	2
Fastest Section Time (Section)	0:11.12 (400m)
Top Speed [km/h] (Section)	65.3 (400m)
Race State	Finished



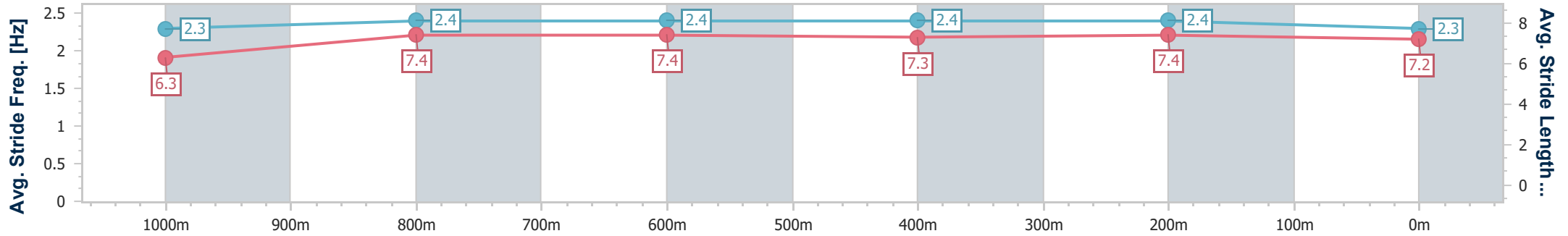
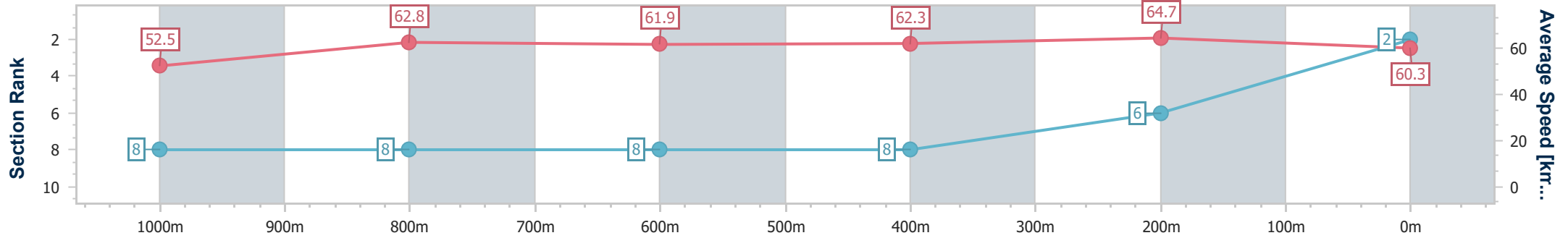
Sunshine Coast QLD Professional
 Race 3: MARTIN COLLINS AUSTRALIA QTIS Three-Year-Old
 BENCHMARK 65 Handicap - 1200m



01 January 2025 - 14:33

Track Rating: Heavy 8, Weather: Fine, Rail Position: +4m Entire

Section	Overall	1000m	800m	600m	400m	200m
Section Times	1:12.33 [2] (0:13.74)	0:58.59 [8] (0:11.66)	0:46.93 [8] (0:11.98)	0:34.95 [8] (0:11.87)	0:23.08 [8] (0:11.12)	0:11.96 [6] (0:11.96)
Average Speed [km/h]	52.5	62.8	61.9	62.3	64.7	60.3
Top Speed [km/h]	64.5	65.1	64.0	64.1	65.3	63.2
Avg. Dist. to Rail [m]	10.6	6.6	5.4	4.3	7.4	7.8
Avg. Stride Freq. [Hz]	2.3	2.4	2.4	2.4	2.4	2.3
Avg. Stride Length [m]	6.3	7.4	7.4	7.3	7.4	7.2



- [] Ranking at each section and finish
- .-.- No data available at this section
- NA No data available



Horse/Jockey Name	That's Interesting
Final Rank	3
Fastest Section Time (Section)	0:11.03 (1000m)
Top Speed [km/h] (Section)	67.4 (1000m)
Race State	Finished



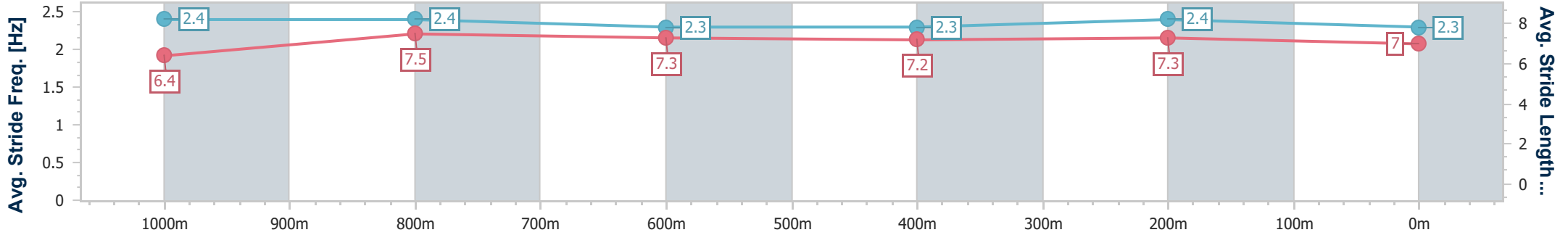
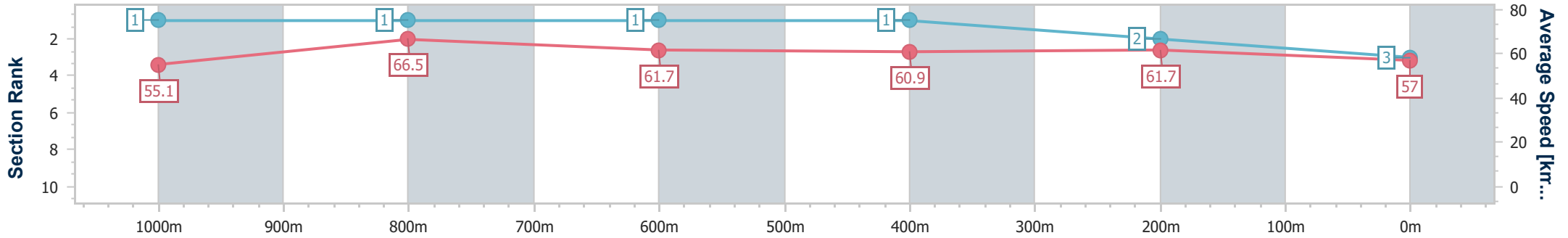
Sunshine Coast QLD Professional
 Race 3: MARTIN COLLINS AUSTRALIA QTIS Three-Year-Old
 BENCHMARK 65 Handicap - 1200m



01 January 2025 - 14:33

Track Rating: Heavy 8, Weather: Fine, Rail Position: +4m Entire

Section	Overall	1000m	800m	600m	400m	200m
Section Times	1:12.41 [3] (0:13.03)	0:59.38 [1] (0:11.03)	0:48.35 [1] (0:11.95)	0:36.40 [1] (0:12.06)	0:24.34 [1] (0:11.69)	0:12.65 [2] (0:12.65)
Average Speed [km/h]	55.1	66.5	61.7	60.9	61.7	57.0
Top Speed [km/h]	67.3	67.4	63.0	62.2	63.0	59.4
Avg. Dist. to Rail [m]	13.1	7.0	4.4	3.5	6.6	7.2
Avg. Stride Freq. [Hz]	2.4	2.4	2.3	2.3	2.4	2.3
Avg. Stride Length [m]	6.4	7.5	7.3	7.2	7.3	7.0



- [] Ranking at each section and finish
- .-.- No data available at this section
- NA No data available



Horse/Jockey Name	Territory Ash
Final Rank	4
Fastest Section Time (Section)	0:11.36 (1000m)
Top Speed [km/h] (Section)	65.5 (1000m)
Race State	Finished



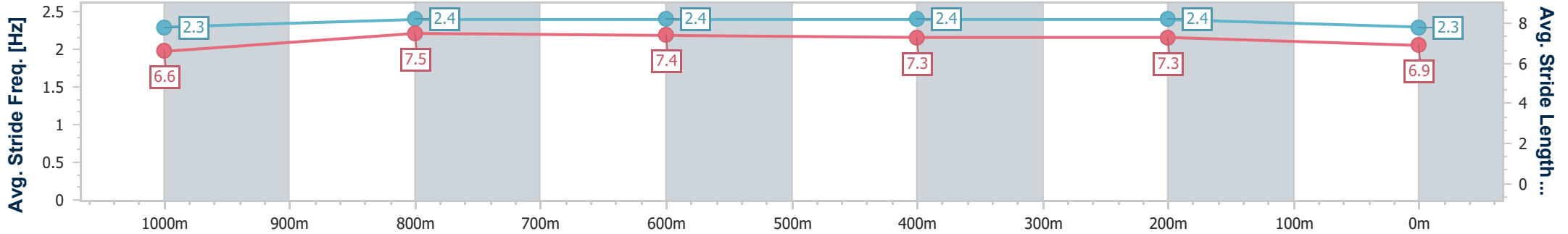
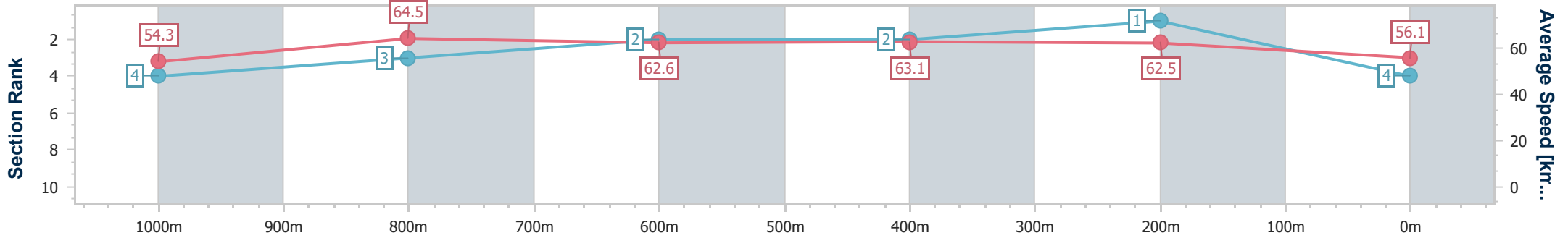
Sunshine Coast QLD Professional
 Race 3: MARTIN COLLINS AUSTRALIA QTIS Three-Year-Old
 BENCHMARK 65 Handicap - 1200m



01 January 2025 - 14:33

Track Rating: Heavy 8, Weather: Fine, Rail Position: +4m Entire

Section	Overall	1000m	800m	600m	400m	200m
Section Times	1:12.49 [4] (0:13.25)	0:59.24 [4] (0:11.36)	0:47.88 [3] (0:11.75)	0:36.13 [2] (0:11.74)	0:24.39 [2] (0:11.52)	0:12.87 [1] (0:12.87)
Average Speed [km/h]	54.3	64.5	62.6	63.1	62.5	56.1
Top Speed [km/h]	64.9	65.5	64.3	64.1	64.1	59.6
Avg. Dist. to Rail [m]	7.6	6.0	4.3	4.7	7.8	8.3
Avg. Stride Freq. [Hz]	2.3	2.4	2.4	2.4	2.4	2.3
Avg. Stride Length [m]	6.6	7.5	7.4	7.3	7.3	6.9



- [] Ranking at each section and finish
- .-.- No data available at this section
- NA No data available



Horse/Jockey Name	Attentive
Final Rank	5
Fastest Section Time (Section)	0:11.54 (400m)
Top Speed [km/h] (Section)	64.6 (400m)
Race State	Finished



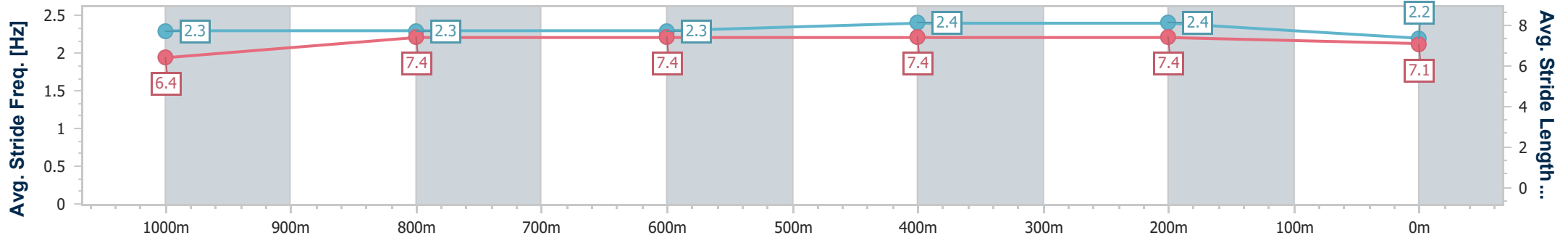
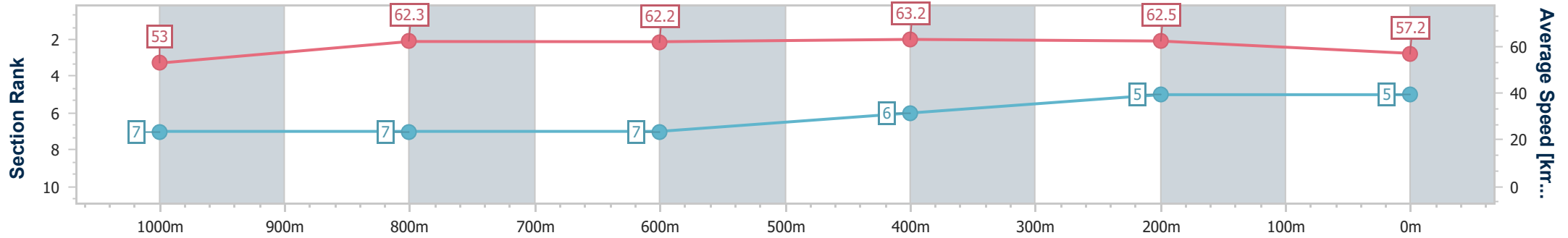
Sunshine Coast QLD Professional
 Race 3: MARTIN COLLINS AUSTRALIA QTIS Three-Year-Old
 BENCHMARK 65 Handicap - 1200m



01 January 2025 - 14:33

Track Rating: Heavy 8, Weather: Fine, Rail Position: +4m Entire

Section	Overall	1000m	800m	600m	400m	200m
Section Times	1:12.86 [5] (0:13.60)	0:59.26 [7] (0:11.71)	0:47.55 [7] (0:11.82)	0:35.73 [7] (0:11.59)	0:24.14 [6] (0:11.54)	0:12.60 [5] (0:12.60)
Average Speed [km/h]	53.0	62.3	62.2	63.2	62.5	57.2
Top Speed [km/h]	64.3	63.6	63.3	64.4	64.6	60.2
Avg. Dist. to Rail [m]	9.2	6.1	3.8	2.9	8.2	9.1
Avg. Stride Freq. [Hz]	2.3	2.3	2.3	2.4	2.4	2.2
Avg. Stride Length [m]	6.4	7.4	7.4	7.4	7.4	7.1



- [] Ranking at each section and finish
- .-.- No data available at this section
- NA No data available



Horse/Jockey Name	Better Be Ready
Final Rank	6
Fastest Section Time (Section)	0:11.45 (1000m)
Top Speed [km/h] (Section)	65.2 (1000m)
Race State	Finished



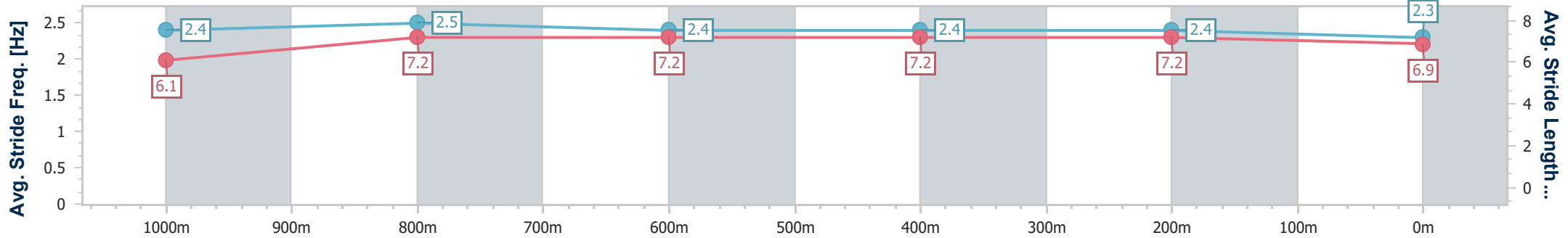
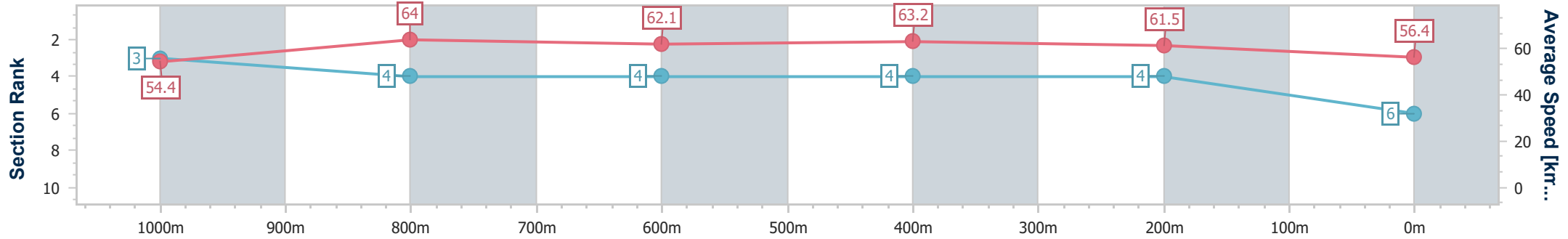
Sunshine Coast QLD Professional
 Race 3: MARTIN COLLINS AUSTRALIA QTIS Three-Year-Old
 BENCHMARK 65 Handicap - 1200m



01 January 2025 - 14:33

Track Rating: Heavy 8, Weather: Fine, Rail Position: +4m Entire

Section	Overall	1000m	800m	600m	400m	200m
Section Times	1:12.96 [6] (0:13.24)	0:59.72 [3] (0:11.45)	0:48.27 [4] (0:11.97)	0:36.30 [4] (0:11.81)	0:24.49 [4] (0:11.73)	0:12.76 [4] (0:12.76)
Average Speed [km/h]	54.4	64.0	62.1	63.2	61.5	56.4
Top Speed [km/h]	64.1	65.2	63.8	64.3	62.9	59.3
Avg. Dist. to Rail [m]	8.3	7.0	5.8	6.3	9.8	8.9
Avg. Stride Freq. [Hz]	2.4	2.5	2.4	2.4	2.4	2.3
Avg. Stride Length [m]	6.1	7.2	7.2	7.2	7.2	6.9



- [] Ranking at each section and finish
- .-.- No data available at this section
- NA No data available



Horse/Jockey Name	Pulpit
Final Rank	7
Fastest Section Time (Section)	0:11.64 (1000m)
Top Speed [km/h] (Section)	65.6 (Overall)
Race State	Finished



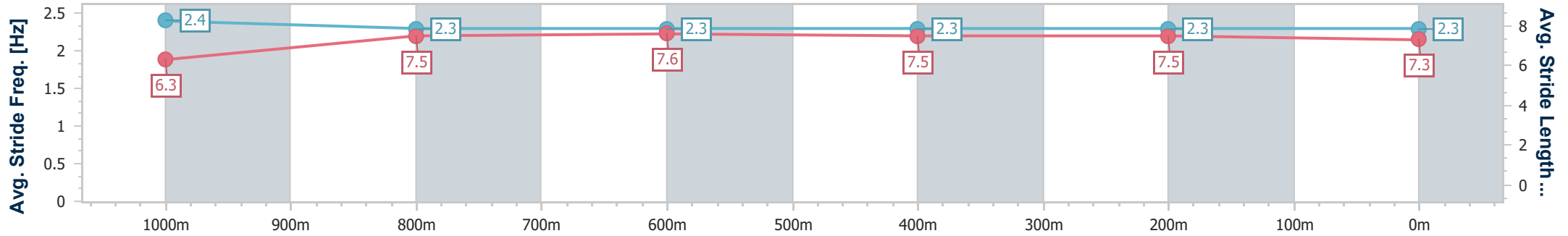
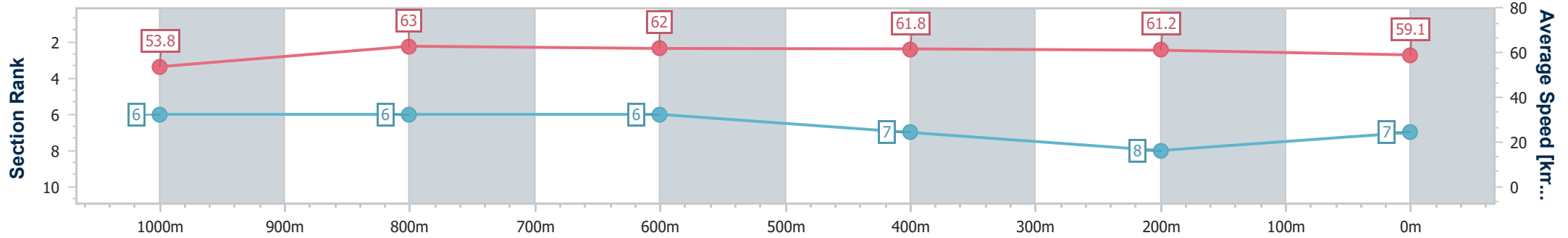
Sunshine Coast QLD Professional
 Race 3: MARTIN COLLINS AUSTRALIA QTIS Three-Year-Old
 BENCHMARK 65 Handicap - 1200m



01 January 2025 - 14:33

Track Rating: Heavy 8, Weather: Fine, Rail Position: +4m Entire

Section	Overall	1000m	800m	600m	400m	200m
Section Times	1:13.04 [7] (0:13.39)	0:59.65 [6] (0:11.64)	0:48.01 [6] (0:12.01)	0:36.00 [6] (0:12.04)	0:23.96 [7] (0:11.79)	0:12.17 [8] (0:12.17)
Average Speed [km/h]	53.8	63.0	62.0	61.8	61.2	59.1
Top Speed [km/h]	65.6	65.2	62.7	62.8	62.1	61.2
Avg. Dist. to Rail [m]	12.0	8.3	5.9	5.4	9.6	10.4
Avg. Stride Freq. [Hz]	2.4	2.3	2.3	2.3	2.3	2.3
Avg. Stride Length [m]	6.3	7.5	7.6	7.5	7.5	7.3



- [] Ranking at each section and finish
- .-.- No data available at this section
- NA No data available



Horse/Jockey Name	Step Along
Final Rank	8
Fastest Section Time (Section)	0:11.45 (1000m)
Top Speed [km/h] (Section)	66.6 (1000m)
Race State	Finished



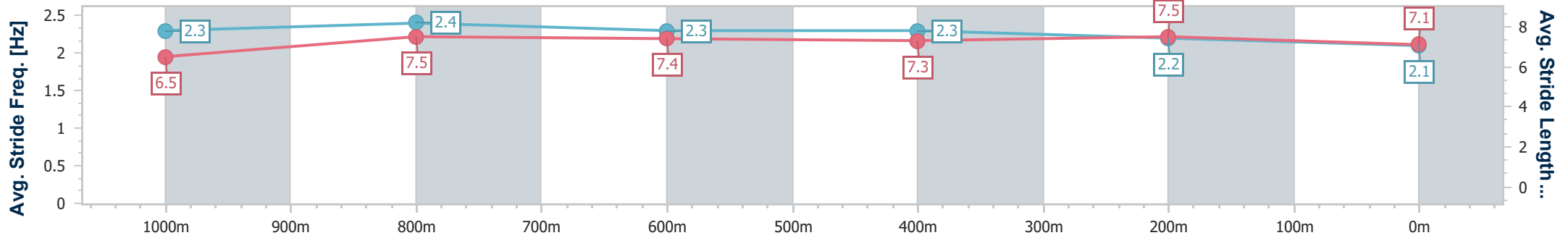
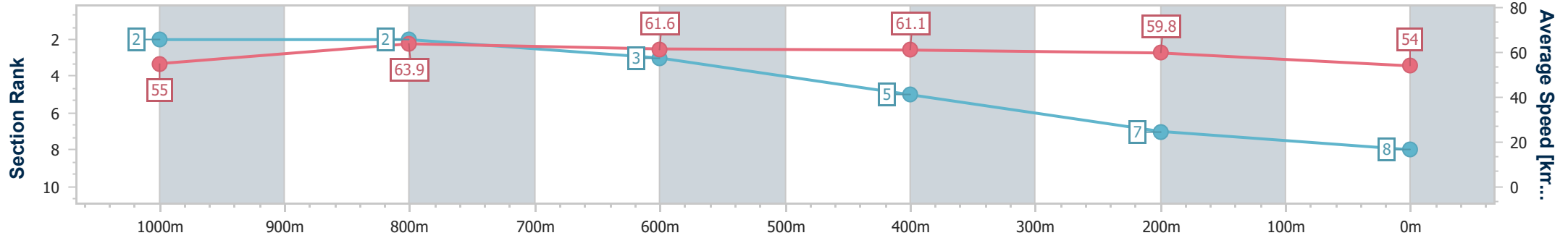
Sunshine Coast QLD Professional
 Race 3: MARTIN COLLINS AUSTRALIA QTIS Three-Year-Old
 BENCHMARK 65 Handicap - 1200m



01 January 2025 - 14:33

Track Rating: Heavy 8, Weather: Fine, Rail Position: +4m Entire

Section	Overall	1000m	800m	600m	400m	200m
Section Times	1:13.87 [8] (0:13.12)	1:00.75 [2] (0:11.45)	0:49.30 [2] (0:11.95)	0:37.35 [3] (0:11.98)	0:25.37 [5] (0:12.02)	0:13.35 [7] (0:13.35)
Average Speed [km/h]	55.0	63.9	61.6	61.1	59.8	54.0
Top Speed [km/h]	64.8	66.6	62.2	61.6	61.4	56.9
Avg. Dist. to Rail [m]	10.2	6.8	4.3	2.2	6.4	7.2
Avg. Stride Freq. [Hz]	2.3	2.4	2.3	2.3	2.2	2.1
Avg. Stride Length [m]	6.5	7.5	7.4	7.3	7.5	7.1



- [] Ranking at each section and finish
- .-.- No data available at this section
- NA No data available



Sunshine Coast QLD Professional
Race 4: SUNSHINE COAST BUSINESS SOLUTIONS BENCHMARK 65
Handicap - 1000m
01 January 2025 - 15:12



Track Rating: Soft 7, Weather: Fine, Rail Position: +4m Entire

Section				Overall	800m	600m	400m	200m	Last 600m				
Field Times				0:58.21 (0:13.02)	0:45.19 (0:10.85)	0:34.34 (0:11.21)	0:23.13 (0:11.01)	0:12.12 (0:12.12)	0:34.34				
Rank	TAB	Horse/Jockey	Barrier	Top Speed [km/h]	Fastest Section			Margin		Distance Travelled [m]			
1	5	KING YOSHI Angela Jones	7	68.6 800m	0:10.85 800m	0:58.21 [1] (0:13.02)	0:45.19 [1] (0:10.85)	0:34.34 [1] (0:11.21)	0:23.13 [1] (0:11.01)	0:12.12 [1] (0:12.12)	0:58.21	0:34.34	
2	13	GLASS OF ROSE Rikki Jamieson	9	69.0 800m	0:10.90 800m	0:58.87 [2] (0:13.64)	0:45.23 [9] (0:10.90)	0:34.33 [8] (0:11.26)	0:23.07 [6] (0:11.01)	0:12.06 [4] (0:12.06)	3.8L	0:34.33	+1
3	3	ISLAND MAGIC Justin Huxtable	5	68.3 800m	0:11.04 800m	0:59.11 [3] (0:13.61)	0:45.50 [8] (0:11.04)	0:34.46 [9] (0:11.30)	0:23.16 [9] (0:11.07)	0:12.09 [6] (0:12.09)	5.1L	0:34.46	+4
4	14	BANK BOOK Bailey Wheeler	4	69.9 800m	0:11.07 800m	0:59.20 [4] (0:13.18)	0:46.02 [3] (0:11.07)	0:34.95 [3] (0:11.17)	0:23.78 [3] (0:11.27)	0:12.51 [3] (0:12.51)	5.5L	0:34.95	-3
5	9	STELLAR LADY Boris Thornton	8	67.4 800m	0:11.04 800m	0:59.23 [5] (0:13.05)	0:46.18 [2] (0:11.04)	0:35.14 [2] (0:11.21)	0:23.93 [2] (0:11.10)	0:12.83 [2] (0:12.83)	5.7L	0:35.14	+2
6	6	NEW HAMPSHIRE Kyle Wilson-Taylor	2	68.8 800m	0:10.96 800m	0:59.28 [6] (0:13.40)	0:45.88 [7] (0:10.96)	0:34.92 [5] (0:11.39)	0:23.53 [5] (0:11.17)	0:12.36 [5] (0:12.36)	5.9L	0:34.92	+4
7	10	SUPER ZAMBONI Dale Smith	6	69.1 800m	0:11.00 800m	0:59.87 [7] (0:13.29)	0:46.58 [4] (0:11.00)	0:35.58 [4] (0:11.60)	0:23.98 [8] (0:11.17)	0:12.81 [7] (0:12.81)	9.2L	0:35.58	+9
8	1	XERRI Jasper Franklin	3	68.5 800m	0:10.97 800m	1:00.05 [8] (0:13.39)	0:46.66 [6] (0:10.97)	0:35.69 [6] (0:11.45)	0:24.24 [7] (0:11.35)	0:12.89 [8] (0:12.89)	10.2L	0:35.69	+4
9	15	MAKING HISTORY Adin Thompson	1	67.5 800m	0:11.05 800m	1:00.11 [9] (0:13.32)	0:46.79 [5] (0:11.05)	0:35.74 [7] (0:11.31)	0:24.43 [4] (0:11.52)	0:12.91 [9] (0:12.91)	10.5L	0:35.74	-1

Scratched: Smart Recognition (#8), Fighting Idol (#2), Rafale Jolie (#12), Platinum Lies (#11), Tellez (#4), Under The Palais (#7)

[] Ranking at each section and finish
 -:-:- No data available at this section
 NA No data available

SCN Saddle cloth number
 DNF Did not finish
 DNT Did not track



Horse/Jockey Name	King Yoshi
Final Rank	1
Fastest Section Time (Section)	0:10.85 (800m)
Top Speed [km/h] (Section)	68.6 (800m)
Race State	Finished



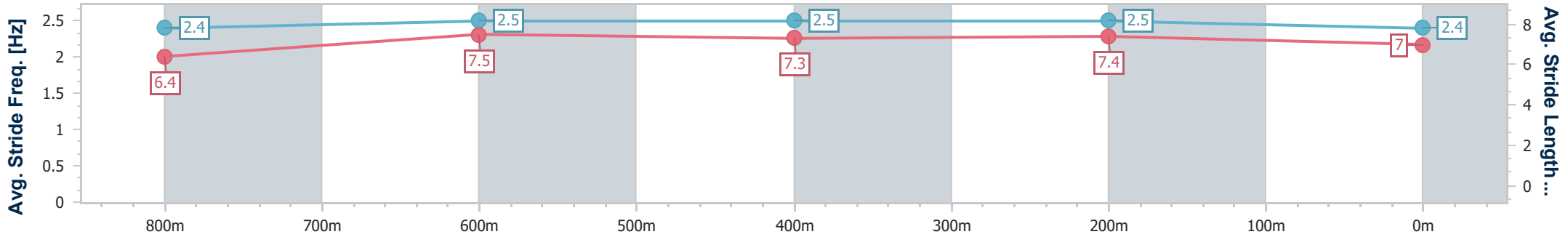
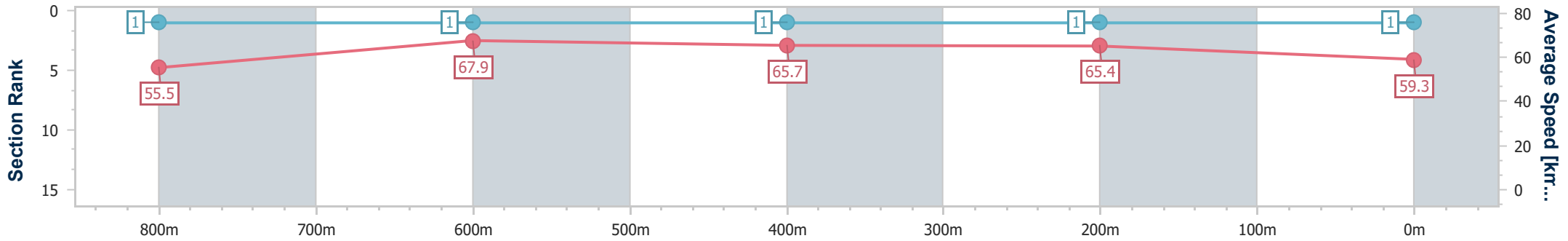
Sunshine Coast QLD Professional
 Race 4: SUNSHINE COAST BUSINESS SOLUTIONS
 BENCHMARK 65 Handicap - 1000m



01 January 2025 - 15:12

Track Rating: Soft 7, Weather: Fine, Rail Position: +4m Entire

Section	Overall	800m	600m	400m	200m
Section Times	0:58.21 [1] (0:13.02)	0:45.19 [1] (0:10.85)	0:34.34 [1] (0:11.21)	0:23.13 [1] (0:11.01)	0:12.12 [1] (0:12.12)
Average Speed [km/h]	55.5	67.9	65.7	65.4	59.3
Top Speed [km/h]	67.5	68.6	67.7	66.7	63.2
Avg. Dist. to Rail [m]	12.3	6.5	3.9	9.0	11.5
Avg. Stride Freq. [Hz]	2.4	2.5	2.5	2.5	2.4
Avg. Stride Length [m]	6.4	7.5	7.3	7.4	7.0



- [] Ranking at each section and finish
- .-.- No data available at this section
- NA No data available



Horse/Jockey Name	Glass Of Rose
Final Rank	2
Fastest Section Time (Section)	0:10.90 (800m)
Top Speed [km/h] (Section)	69.0 (800m)
Race State	Finished



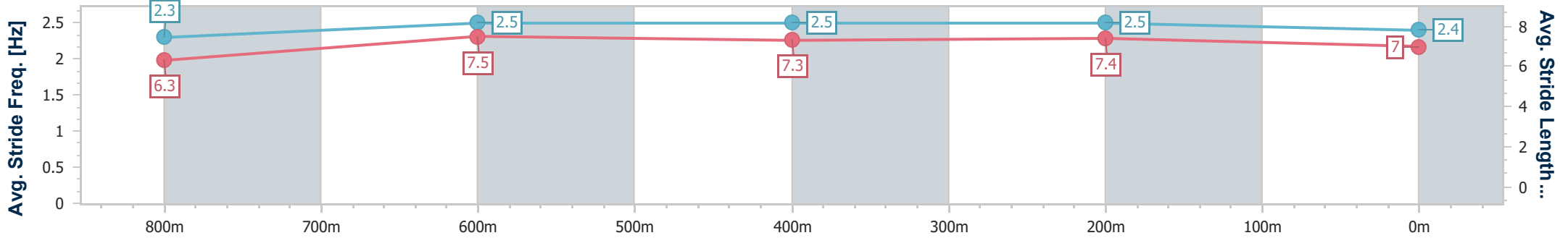
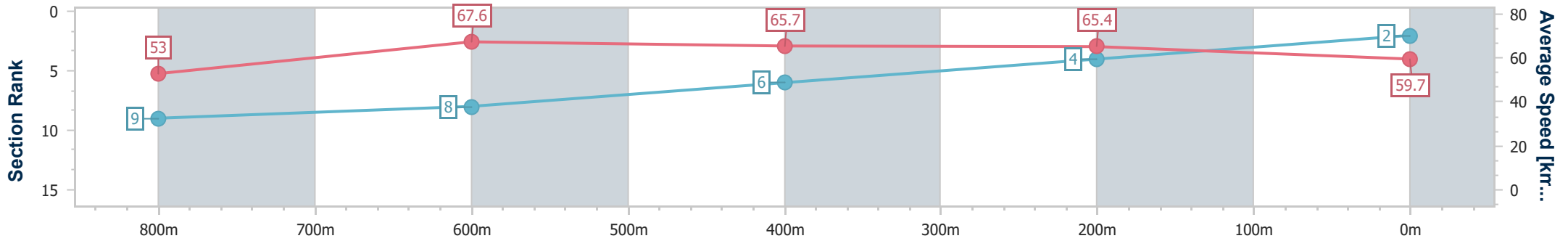
Sunshine Coast QLD Professional
 Race 4: SUNSHINE COAST BUSINESS SOLUTIONS
 BENCHMARK 65 Handicap - 1000m



01 January 2025 - 15:12

Track Rating: Soft 7, Weather: Fine, Rail Position: +4m Entire

Section	Overall	800m	600m	400m	200m
Section Times	0:58.87 [2] (0:13.64)	0:45.23 [9] (0:10.90)	0:34.33 [8] (0:11.26)	0:23.07 [6] (0:11.01)	0:12.06 [4] (0:12.06)
Average Speed [km/h]	53.0	67.6	65.7	65.4	59.7
Top Speed [km/h]	65.0	69.0	67.1	66.2	63.8
Avg. Dist. to Rail [m]	12.4	6.5	4.5	7.4	6.6
Avg. Stride Freq. [Hz]	2.3	2.5	2.5	2.5	2.4
Avg. Stride Length [m]	6.3	7.5	7.3	7.4	7.0



- [] Ranking at each section and finish
- .-.- No data available at this section
- NA No data available



Horse/Jockey Name	Island Magic
Final Rank	3
Fastest Section Time (Section)	0:11.04 (800m)
Top Speed [km/h] (Section)	68.3 (800m)
Race State	Finished



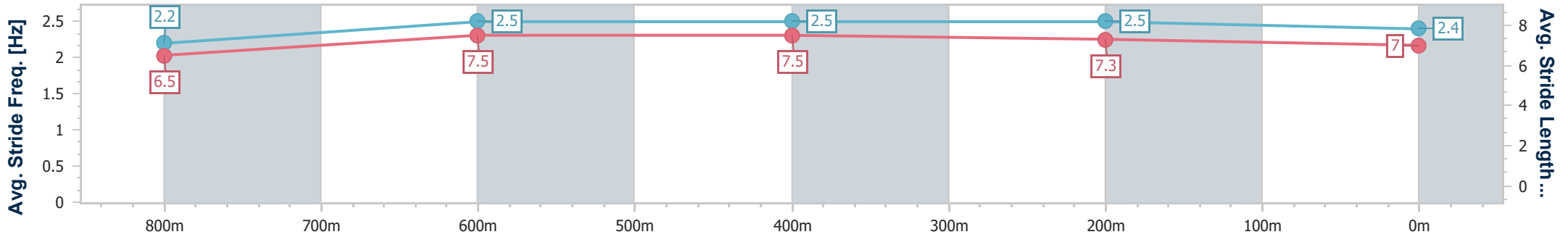
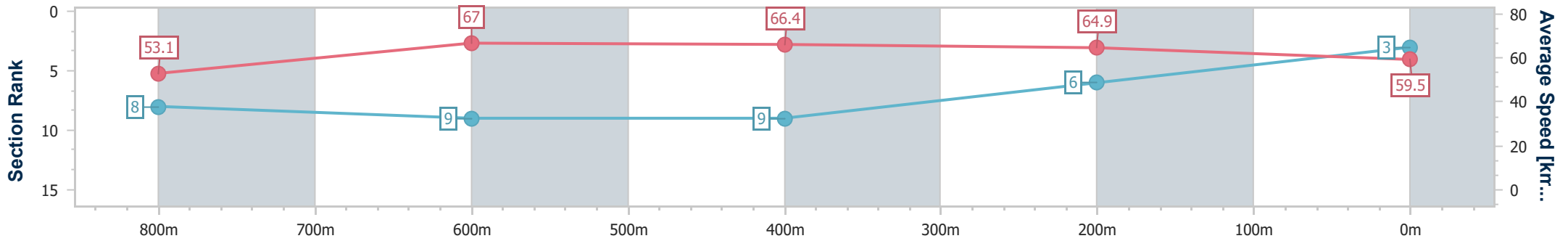
Sunshine Coast QLD Professional
 Race 4: SUNSHINE COAST BUSINESS SOLUTIONS
 BENCHMARK 65 Handicap - 1000m



01 January 2025 - 15:12

Track Rating: Soft 7, Weather: Fine, Rail Position: +4m Entire

Section	Overall	800m	600m	400m	200m
Section Times	0:59.11 [3] (0:13.61)	0:45.50 [8] (0:11.04)	0:34.46 [9] (0:11.30)	0:23.16 [9] (0:11.07)	0:12.09 [6] (0:12.09)
Average Speed [km/h]	53.1	67.0	66.4	64.9	59.5
Top Speed [km/h]	65.7	68.3	67.1	66.4	64.1
Avg. Dist. to Rail [m]	10.8	8.0	6.5	9.9	9.6
Avg. Stride Freq. [Hz]	2.2	2.5	2.5	2.5	2.4
Avg. Stride Length [m]	6.5	7.5	7.5	7.3	7.0



- [] Ranking at each section and finish
- .-.- No data available at this section
- NA No data available



Horse/Jockey Name	Bank Book
Final Rank	4
Fastest Section Time (Section)	0:11.07 (800m)
Top Speed [km/h] (Section)	69.9 (800m)
Race State	Finished



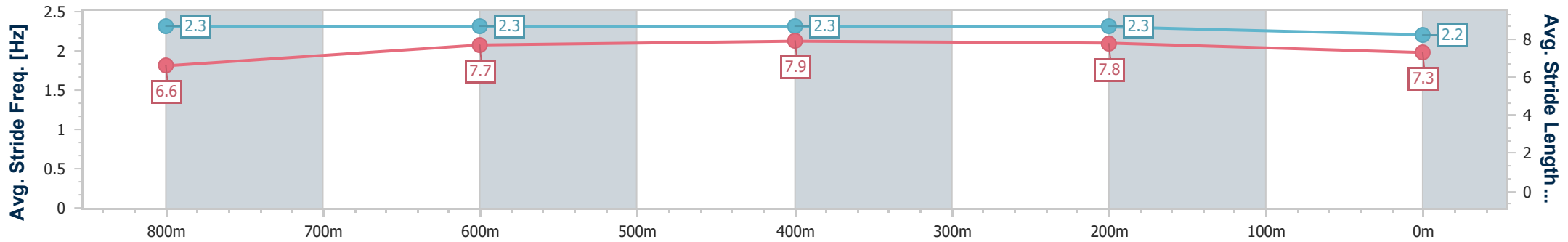
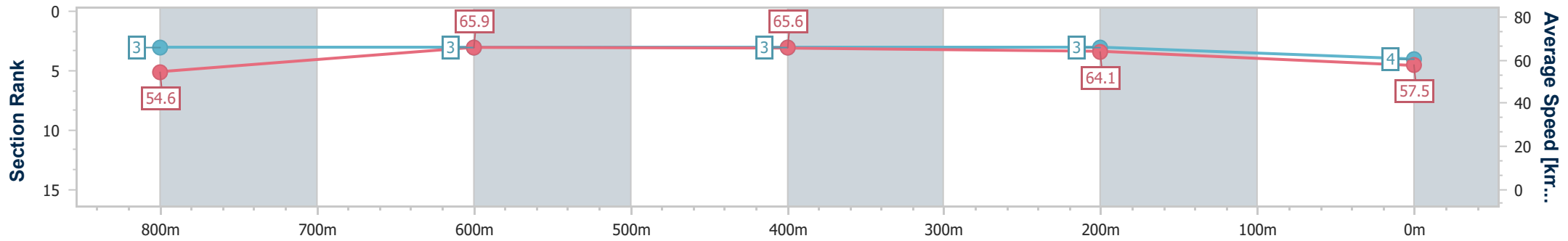
Sunshine Coast QLD Professional
 Race 4: SUNSHINE COAST BUSINESS SOLUTIONS
 BENCHMARK 65 Handicap - 1000m



01 January 2025 - 15:12

Track Rating: Soft 7, Weather: Fine, Rail Position: +4m Entire

Section	Overall	800m	600m	400m	200m
Section Times	0:59.20 [4] (0:13.18)	0:46.02 [3] (0:11.07)	0:34.95 [3] (0:11.17)	0:23.78 [3] (0:11.27)	0:12.51 [3] (0:12.51)
Average Speed [km/h]	54.6	65.9	65.6	64.1	57.5
Top Speed [km/h]	65.7	69.9	68.3	65.6	61.4
Avg. Dist. to Rail [m]	9.5	4.7	3.2	9.1	10.2
Avg. Stride Freq. [Hz]	2.3	2.3	2.3	2.3	2.2
Avg. Stride Length [m]	6.6	7.7	7.9	7.8	7.3



- [] Ranking at each section and finish
- .-.- No data available at this section
- NA No data available



Horse/Jockey Name	Stellar Lady
Final Rank	5
Fastest Section Time (Section)	0:11.04 (800m)
Top Speed [km/h] (Section)	67.4 (800m)
Race State	Finished



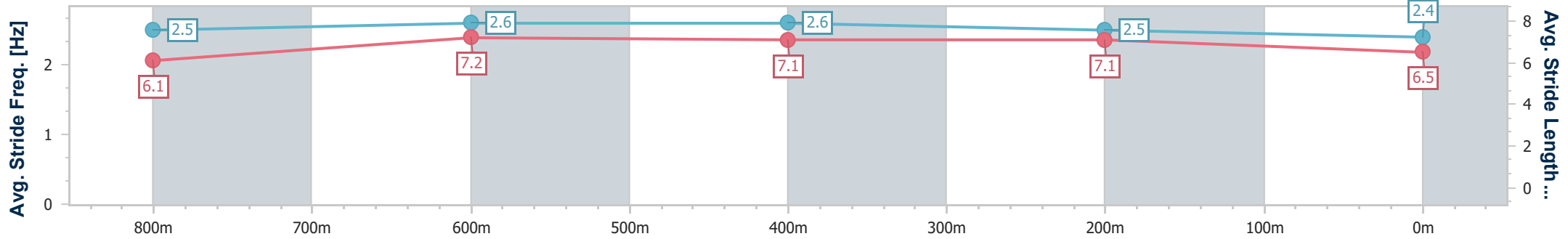
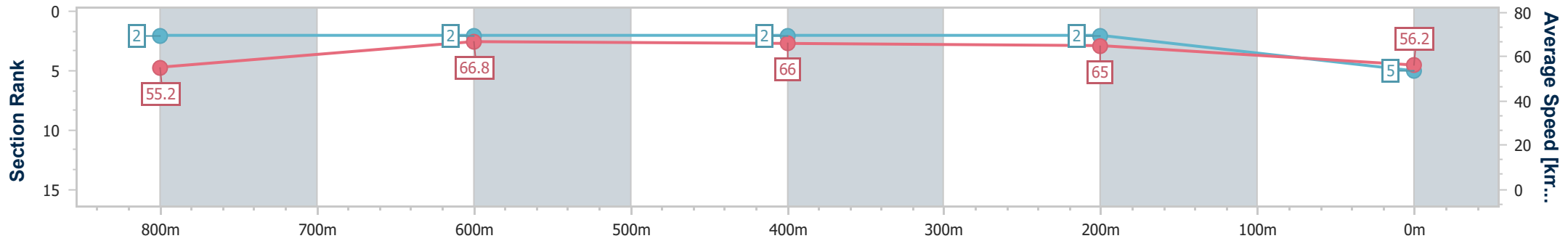
Sunshine Coast QLD Professional
 Race 4: SUNSHINE COAST BUSINESS SOLUTIONS
 BENCHMARK 65 Handicap - 1000m



01 January 2025 - 15:12

Track Rating: Soft 7, Weather: Fine, Rail Position: +4m Entire

Section	Overall	800m	600m	400m	200m
Section Times	0:59.23 [5] (0:13.05)	0:46.18 [2] (0:11.04)	0:35.14 [2] (0:11.21)	0:23.93 [2] (0:11.10)	0:12.83 [2] (0:12.83)
Average Speed [km/h]	55.2	66.8	66.0	65.0	56.2
Top Speed [km/h]	67.4	67.4	66.8	66.7	61.9
Avg. Dist. to Rail [m]	13.8	7.1	5.3	9.0	10.4
Avg. Stride Freq. [Hz]	2.5	2.6	2.6	2.5	2.4
Avg. Stride Length [m]	6.1	7.2	7.1	7.1	6.5



- [] Ranking at each section and finish
- .-.- No data available at this section
- NA No data available



Horse/Jockey Name	New Hampshire
Final Rank	6
Fastest Section Time (Section)	0:10.96 (800m)
Top Speed [km/h] (Section)	68.8 (800m)
Race State	Finished



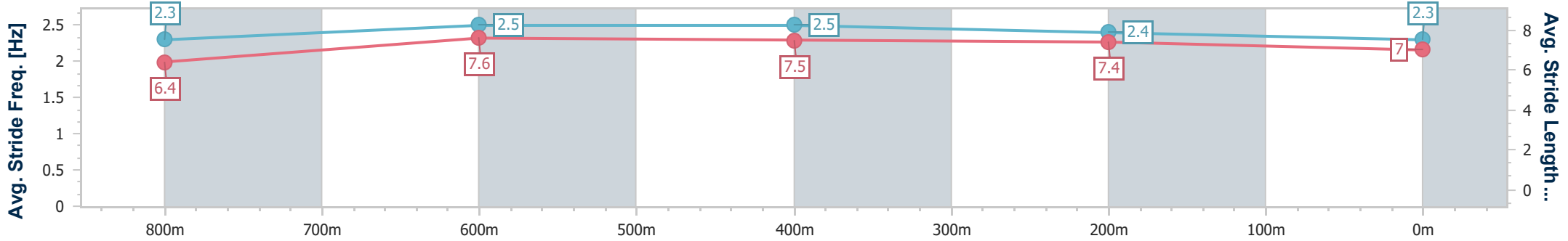
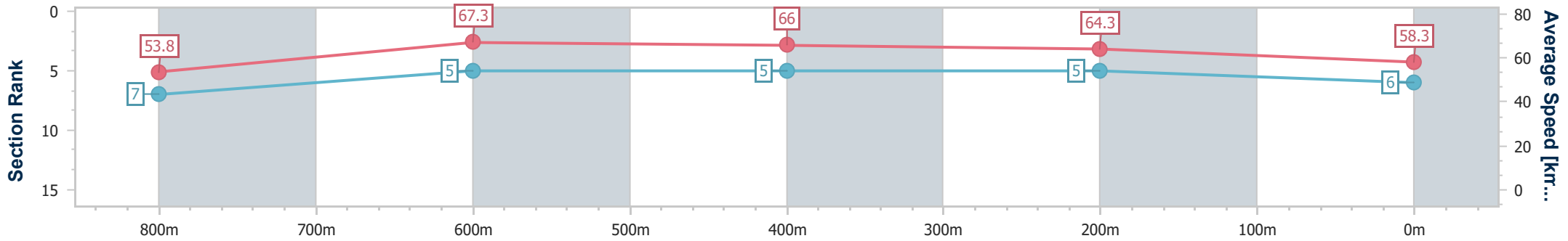
Sunshine Coast QLD Professional
 Race 4: SUNSHINE COAST BUSINESS SOLUTIONS
 BENCHMARK 65 Handicap - 1000m



01 January 2025 - 15:12

Track Rating: Soft 7, Weather: Fine, Rail Position: +4m Entire

Section	Overall	800m	600m	400m	200m
Section Times	0:59.28 [6] (0:13.40)	0:45.88 [7] (0:10.96)	0:34.92 [5] (0:11.39)	0:23.53 [5] (0:11.17)	0:12.36 [5] (0:12.36)
Average Speed [km/h]	53.8	67.3	66.0	64.3	58.3
Top Speed [km/h]	66.9	68.8	66.9	65.9	62.0
Avg. Dist. to Rail [m]	7.9	6.5	7.0	11.5	13.0
Avg. Stride Freq. [Hz]	2.3	2.5	2.5	2.4	2.3
Avg. Stride Length [m]	6.4	7.6	7.5	7.4	7.0



- [] Ranking at each section and finish
- .-.- No data available at this section
- NA No data available



Horse/Jockey Name	Super Zamboni
Final Rank	7
Fastest Section Time (Section)	0:11.00 (800m)
Top Speed [km/h] (Section)	69.1 (800m)
Race State	Finished



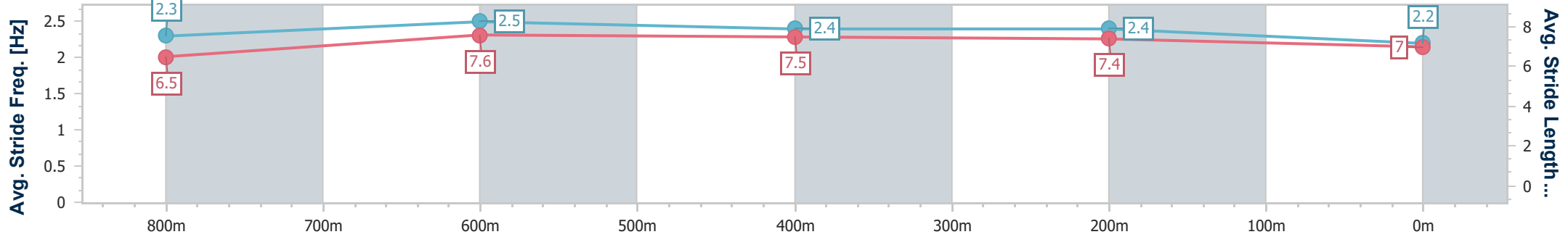
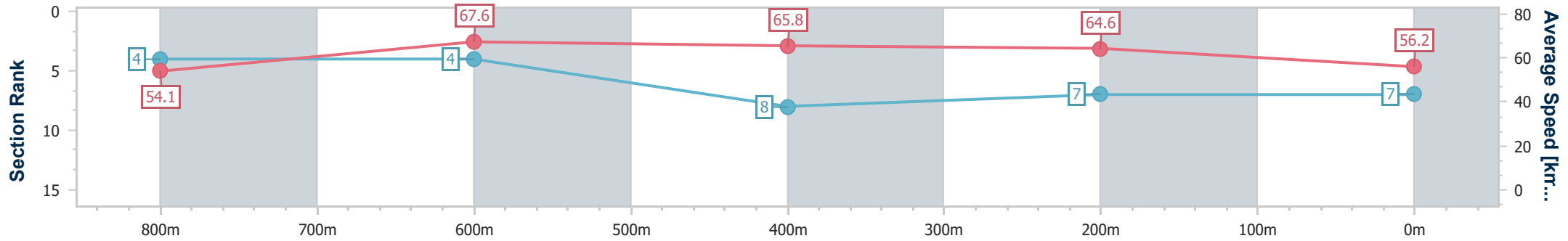
Sunshine Coast QLD Professional
 Race 4: SUNSHINE COAST BUSINESS SOLUTIONS
 BENCHMARK 65 Handicap - 1000m



01 January 2025 - 15:12

Track Rating: Soft 7, Weather: Fine, Rail Position: +4m Entire

Section	Overall	800m	600m	400m	200m
Section Times	0:59.87 [7] (0:13.29)	0:46.58 [4] (0:11.00)	0:35.58 [4] (0:11.60)	0:23.98 [8] (0:11.17)	0:12.81 [7] (0:12.81)
Average Speed [km/h]	54.1	67.6	65.8	64.6	56.2
Top Speed [km/h]	66.1	69.1	67.1	65.5	62.0
Avg. Dist. to Rail [m]	11.9	8.8	9.8	14.6	14.1
Avg. Stride Freq. [Hz]	2.3	2.5	2.4	2.4	2.2
Avg. Stride Length [m]	6.5	7.6	7.5	7.4	7.0



- [] Ranking at each section and finish
- .-.- No data available at this section
- NA No data available



Horse/Jockey Name	Xerri
Final Rank	8
Fastest Section Time (Section)	0:10.97 (800m)
Top Speed [km/h] (Section)	68.5 (800m)
Race State	Finished



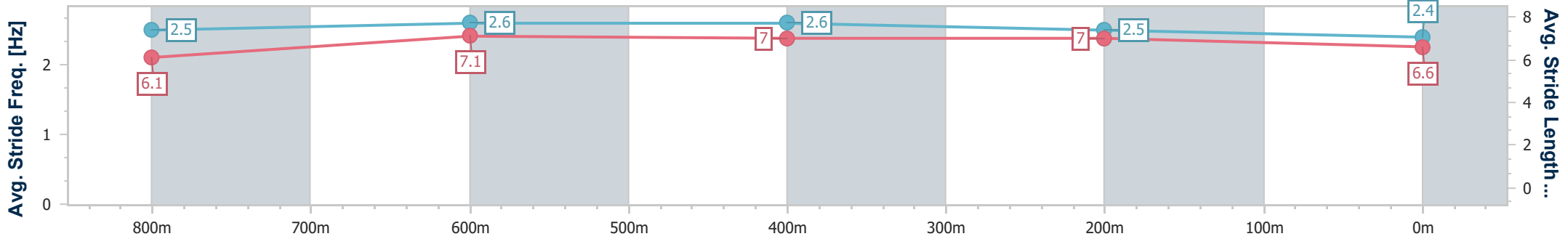
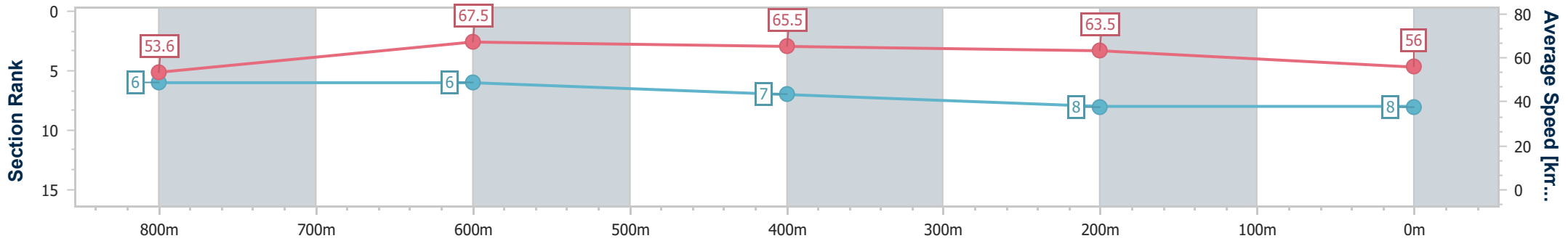
Sunshine Coast QLD Professional
 Race 4: SUNSHINE COAST BUSINESS SOLUTIONS
 BENCHMARK 65 Handicap - 1000m



01 January 2025 - 15:12

Track Rating: Soft 7, Weather: Fine, Rail Position: +4m Entire

Section	Overall	800m	600m	400m	200m
Section Times	1:00.05 [8] (0:13.39)	0:46.66 [6] (0:10.97)	0:35.69 [6] (0:11.45)	0:24.24 [7] (0:11.35)	0:12.89 [8] (0:12.89)
Average Speed [km/h]	53.6	67.5	65.5	63.5	56.0
Top Speed [km/h]	66.1	68.5	67.8	64.5	60.4
Avg. Dist. to Rail [m]	9.3	7.4	6.9	12.2	14.1
Avg. Stride Freq. [Hz]	2.5	2.6	2.6	2.5	2.4
Avg. Stride Length [m]	6.1	7.1	7.0	7.0	6.6



- [] Ranking at each section and finish
- .-.- No data available at this section
- NA No data available



Horse/Jockey Name	Making History
Final Rank	9
Fastest Section Time (Section)	0:11.05 (800m)
Top Speed [km/h] (Section)	67.5 (800m)
Race State	Finished



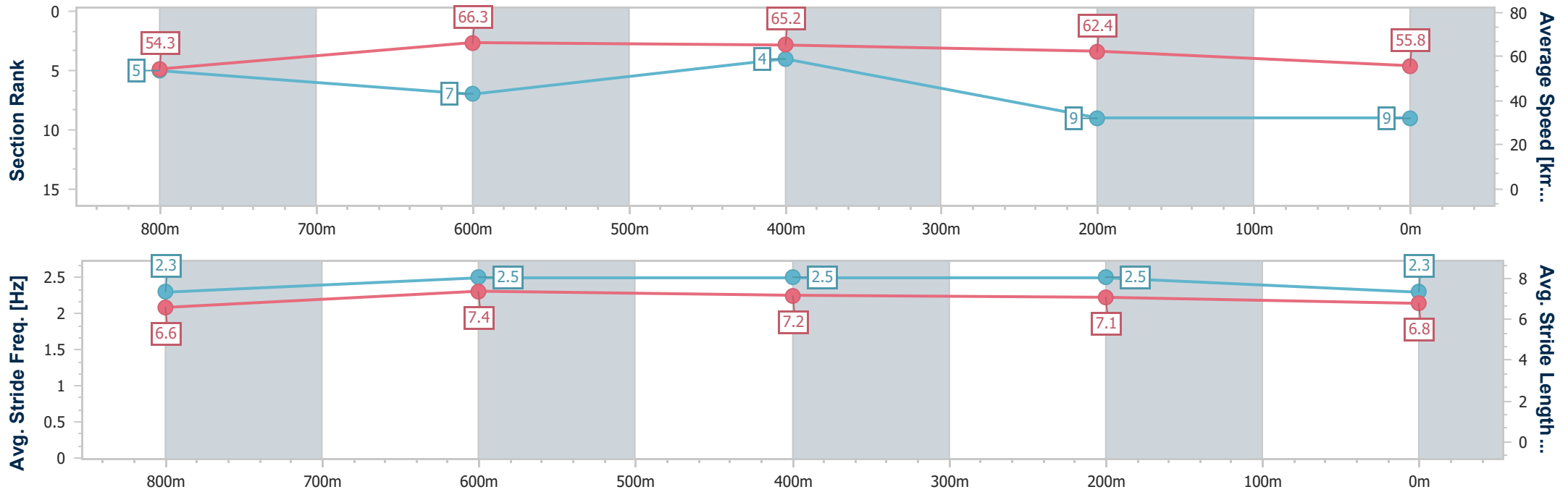
Sunshine Coast QLD Professional
 Race 4: SUNSHINE COAST BUSINESS SOLUTIONS
 BENCHMARK 65 Handicap - 1000m



01 January 2025 - 15:12

Track Rating: Soft 7, Weather: Fine, Rail Position: +4m Entire

Section	Overall	800m	600m	400m	200m
Section Times	1:00.11 [9] (0:13.32)	0:46.79 [5] (0:11.05)	0:35.74 [7] (0:11.31)	0:24.43 [4] (0:11.52)	0:12.91 [9] (0:12.91)
Average Speed [km/h]	54.3	66.3	65.2	62.4	55.8
Top Speed [km/h]	66.6	67.5	66.9	64.0	59.1
Avg. Dist. to Rail [m]	7.0	5.6	3.3	7.6	9.8
Avg. Stride Freq. [Hz]	2.3	2.5	2.5	2.5	2.3
Avg. Stride Length [m]	6.6	7.4	7.2	7.1	6.8



- [] Ranking at each section and finish
- .-.- No data available at this section
- NA No data available

Track Rating: Soft 7, Weather: Fine, Rail Position: +4m Entire

Section		Overall	1400m	1200m	1000m	800m	600m	400m	Last 600m				
Field Times		1:38.54 (0:12.77)	1:25.77 (0:11.63)	1:14.14 (0:12.37)	1:01.77 (0:12.54)	0:49.23 (0:12.59)	0:36.64 (0:12.28)	0:24.36 (0:12.21)	0:36.64				
Rank	TAB Horse/Jockey	Barrier	Top Speed [km/h]	Fastest Section									Distance Travelled [m]
1	8 MR O'REILLY Luke Dempsey	3	65.1 Overall	0:11.78 400m	1:38.54 [1] (0:13.42)	1:25.12 [7] (0:11.84)	1:13.28 [6] (0:12.17)	1:01.11 [5] (0:12.60)	0:48.51 [5] (0:12.40)	0:36.11 [5] (0:12.18)	0:23.93 [5] (0:11.78)	0:36.11	
2	1 BLUEPRINT Dan McGillivray	2	63.4 800m	0:11.65 400m	1:39.02 [2] (0:13.56)	1:25.46 [8] (0:12.06)	1:13.40 [9] (0:12.38)	1:01.02 [9] (0:12.59)	0:48.43 [9] (0:12.26)	0:36.17 [9] (0:12.35)	0:23.82 [8] (0:11.65)	0:36.17	+0
3	7 LET'SGO HUGO Robbie Dolan	1	63.4 Overall	0:11.77 1400m	1:39.02 [3] (0:13.06)	1:25.96 [4] (0:11.77)	1:14.19 [4] (0:12.30)	1:01.89 [4] (0:12.51)	0:49.38 [4] (0:12.52)	0:36.86 [4] (0:12.36)	0:24.50 [4] (0:11.90)	0:36.86	+2
4	9 AUTORA Ryan Maloney	6	62.5 1400m	0:11.84 1400m	1:39.11 [4] (0:13.74)	1:25.37 [9] (0:11.84)	1:13.53 [8] (0:12.09)	1:01.44 [7] (0:12.62)	0:48.82 [7] (0:12.35)	0:36.47 [7] (0:12.30)	0:24.17 [7] (0:11.84)	0:36.47	+0
5	3 MOISSANITE Dale Smith	5	62.6 Overall	0:11.97 400m	1:40.12 [5] (0:13.31)	1:26.81 [6] (0:12.14)	1:14.67 [7] (0:12.22)	1:02.45 [7] (0:12.72)	0:49.73 [8] (0:12.43)	0:37.30 [8] (0:12.49)	0:24.81 [9] (0:11.97)	0:37.30	+3
6	11 PRETTY RHO Tahlia Fenlon	9	65.0 Overall	0:11.67 1400m	1:40.31 [6] (0:12.88)	1:27.43 [2] (0:11.67)	1:15.76 [2] (0:12.32)	1:03.44 [2] (0:12.47)	0:50.97 [2] (0:12.56)	0:38.41 [1] (0:12.28)	0:26.13 [1] (0:12.33)	0:38.41	+4
7	13 VORTEXIA Bailey Wheeler	7	64.6 Overall	0:11.76 1400m	1:40.34 [7] (0:12.96)	1:27.38 [3] (0:11.76)	1:15.62 [3] (0:12.39)	1:03.23 [3] (0:12.50)	0:50.73 [3] (0:12.40)	0:38.33 [3] (0:12.40)	0:25.93 [3] (0:12.37)	0:38.33	+7
8	2 EIGHT CYLINDERS Luke Tarrant	4	63.6 Overall	0:12.07 1400m	1:40.35 [8] (0:13.10)	1:27.25 [5] (0:12.07)	1:15.18 [5] (0:12.29)	1:02.89 [6] (0:12.65)	0:50.24 [6] (0:12.33)	0:37.91 [6] (0:12.40)	0:25.51 [6] (0:12.10)	0:37.91	+3
9	5 SCRIBBLE Nikita Beriman	8	63.8 1400m	0:11.63 1400m	1:41.40 [9] (0:12.77)	1:28.63 [1] (0:11.63)	1:17.00 [1] (0:12.37)	1:04.63 [1] (0:12.54)	0:52.09 [1] (0:12.63)	0:39.46 [2] (0:12.33)	0:27.13 [2] (0:12.67)	0:39.46	-1

Scratched: Nagamie (#4), Trapeze Torque (#6), Miss Mozambique (#10), Sunbeam Legend (#12)



Sunshine Coast QLD Professional
Race 5: HIGGINS COATINGS Class 1 Plate - 1600m
 01 January 2025 - 15:53



Track Rating: Soft 7, Weather: Fine, Rail Position: +4m Entire

Section							200m			Last 600m
Field Times							0:12.15			0:36.64
							(0:12.15)			
Rank	TAB	Horse/Jockey	Barrier	Top Speed [km/h]	Fastest Section	Margin			Distance Travelled [m]	
1	8	MR O'REILLY	3	65.1	0:11.78	0:12.15 [1]	1:38.54		0:36.11	
		Luke Dempsey		Overall	400m	(0:12.15)				
2	1	BLUEPRINT	2	63.4	0:11.65	0:12.17 [6]	2.8L		0:36.17 +0	
		Dan McGillivray		800m	400m	(0:12.17)				
3	7	LET'SGO HUGO	1	63.4	0:11.77	0:12.60 [2]	2.9L		0:36.86 +2	
		Robbie Dolan		Overall	1400m	(0:12.60)				
4	9	AUTORA	6	62.5	0:11.84	0:12.33 [4]	3.3L		0:36.47 +0	
		Ryan Maloney		1400m	1400m	(0:12.33)				
5	3	MOISSANITE	5	62.6	0:11.97	0:12.84 [9]	9.1L		0:37.30 +3	
		Dale Smith		Overall	400m	(0:12.84)				
6	11	PRETTY RHO	9	65.0	0:11.67	0:13.80 [3]	10.1L		0:38.41 +4	
		Tahlia Fenlon		Overall	1400m	(0:13.80)				
7	13	VORTEXIA	7	64.6	0:11.76	0:13.56 [5]	10.2L		0:38.33 +7	
		Bailey Wheeler		Overall	1400m	(0:13.56)				
8	2	EIGHT CYLINDERS	4	63.6	0:12.07	0:13.41 [7]	10.3L		0:37.91 +3	
		Luke Tarrant		Overall	1400m	(0:13.41)				
9	5	SCRIBBLE	8	63.8	0:11.63	0:14.46 [8]	16.3L		0:39.46 -1	
		Nikita Beriman		1400m	1400m	(0:14.46)				

Scratched: Nagamie (#4), Trapeze Torque (#6), Miss Mozambique (#10), Sunbeam Legend (#12)

[] Ranking at each section and finish
 -:-:- No data available at this section
 NA No data available

SCN Saddle cloth number
 DNF Did not finish
 DNT Did not track



Horse/Jockey Name	Mr O'reilly
Final Rank	1
Fastest Section Time (Section)	0:11.78 (400m)
Top Speed [km/h] (Section)	65.1 (Overall)
Race State	Finished



Sunshine Coast QLD Professional

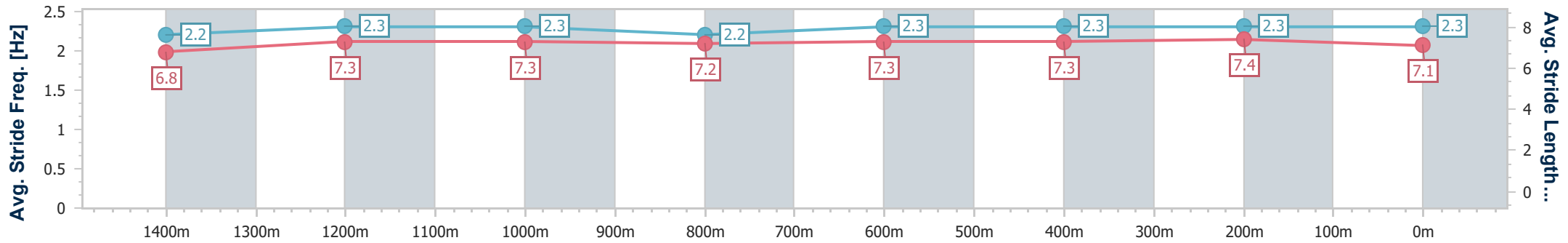
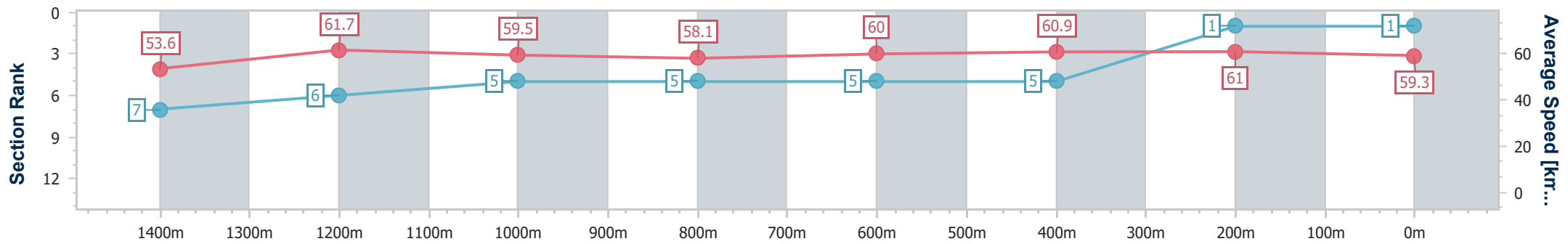
Race 5: HIGGINS COATINGS Class 1 Plate - 1600m



01 January 2025 - 15:53

Track Rating: Soft 7, Weather: Fine, Rail Position: +4m Entire

Section	Overall	1400m	1200m	1000m	800m	600m	400m	200m
Section Times	1:38.54 [1] (0:13.42)	1:25.12 [7] (0:11.84)	1:13.28 [6] (0:12.17)	1:01.11 [5] (0:12.60)	0:48.51 [5] (0:12.40)	0:36.11 [5] (0:12.18)	0:23.93 [5] (0:11.78)	0:12.15 [1] (0:12.15)
Average Speed [km/h]	53.6	61.7	59.5	58.1	60.0	60.9	61.0	59.3
Top Speed [km/h]	65.1	63.1	61.3	59.3	60.8	61.8	62.1	61.0
Avg. Dist. to Rail [m]	8.0	6.3	6.5	6.3	5.5	4.9	6.7	7.4
Avg. Stride Freq. [Hz]	2.2	2.3	2.3	2.2	2.3	2.3	2.3	2.3
Avg. Stride Length [m]	6.8	7.3	7.3	7.2	7.3	7.3	7.4	7.1



- [] Ranking at each section and finish
- .-.- No data available at this section
- NA No data available



Horse/Jockey Name	Blueprint
Final Rank	2
Fastest Section Time (Section)	0:11.65 (400m)
Top Speed [km/h] (Section)	63.4 (800m)
Race State	Finished



Sunshine Coast QLD Professional

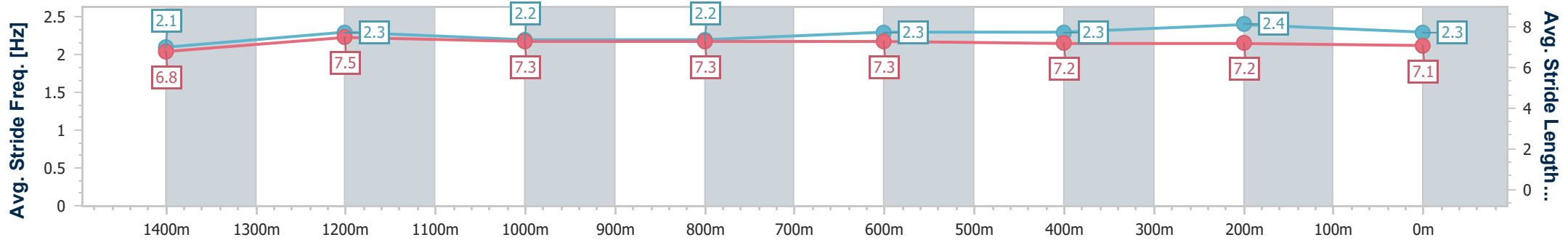
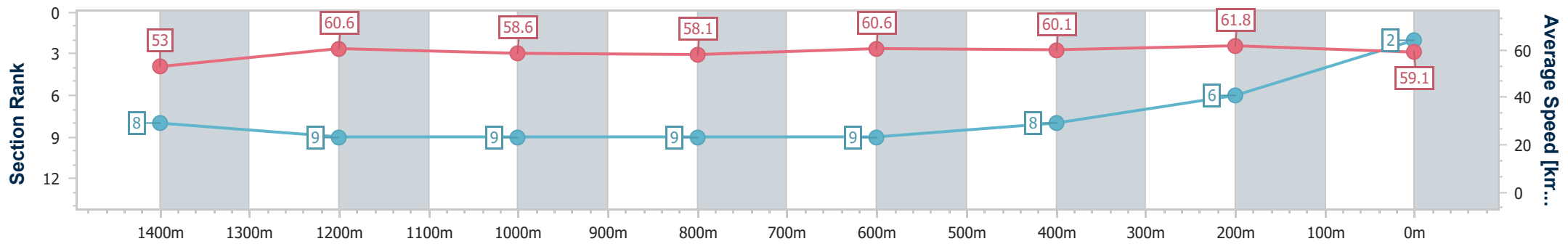
Race 5: HIGGINS COATINGS Class 1 Plate - 1600m



01 January 2025 - 15:53

Track Rating: Soft 7, Weather: Fine, Rail Position: +4m Entire

Section	Overall	1400m	1200m	1000m	800m	600m	400m	200m
Section Times	1:39.02 [2] (0:13.56)	1:25.46 [8] (0:12.06)	1:13.40 [9] (0:12.38)	1:01.02 [9] (0:12.59)	0:48.43 [9] (0:12.26)	0:36.17 [9] (0:12.35)	0:23.82 [8] (0:11.65)	0:12.17 [6]
Average Speed [km/h]	53.0	60.6	58.6	58.1	60.6	60.1	61.8	59.1
Top Speed [km/h]	61.9	61.8	61.1	61.2	63.4	63.1	63.3	62.3
Avg. Dist. to Rail [m]	8.4	7.0	7.2	6.7	5.4	4.8	10.3	12.4
Avg. Stride Freq. [Hz]	2.1	2.3	2.2	2.2	2.3	2.3	2.4	2.3
Avg. Stride Length [m]	6.8	7.5	7.3	7.3	7.3	7.2	7.2	7.1



- [] Ranking at each section and finish
- .-.- No data available at this section
- NA No data available



Horse/Jockey Name	Let'sgo Hugo
Final Rank	3
Fastest Section Time (Section)	0:11.77 (1400m)
Top Speed [km/h] (Section)	63.4 (Overall)
Race State	Finished



Sunshine Coast QLD Professional

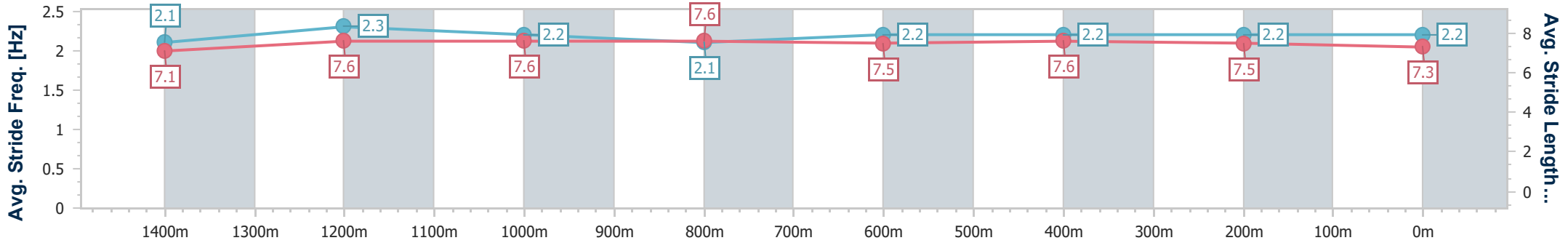
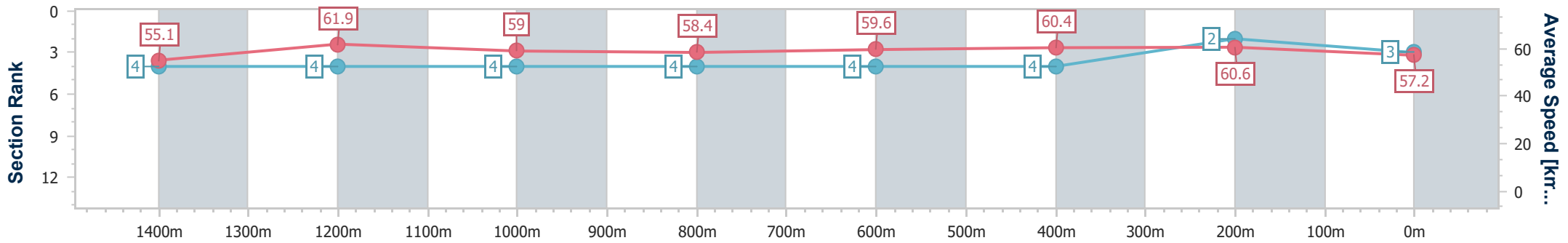
Race 5: HIGGINS COATINGS Class 1 Plate - 1600m



01 January 2025 - 15:53

Track Rating: Soft 7, Weather: Fine, Rail Position: +4m Entire

Section	Overall	1400m	1200m	1000m	800m	600m	400m	200m
Section Times	1:39.02 [3] (0:13.06)	1:25.96 [4] (0:11.77)	1:14.19 [4] (0:12.30)	1:01.89 [4] (0:12.51)	0:49.38 [4] (0:12.52)	0:36.86 [4] (0:12.36)	0:24.50 [4] (0:11.90)	0:12.60 [2] (0:12.60)
Average Speed [km/h]	55.1	61.9	59.0	58.4	59.6	60.4	60.6	57.2
Top Speed [km/h]	63.4	62.5	61.3	59.6	59.8	61.4	61.8	59.3
Avg. Dist. to Rail [m]	7.1	6.0	6.4	6.3	5.7	6.4	9.1	10.5
Avg. Stride Freq. [Hz]	2.1	2.3	2.2	2.1	2.2	2.2	2.2	2.2
Avg. Stride Length [m]	7.1	7.6	7.6	7.6	7.5	7.6	7.5	7.3



- [] Ranking at each section and finish
- .-.- No data available at this section
- NA No data available



Horse/Jockey Name	Autora
Final Rank	4
Fastest Section Time (Section)	0:11.84 (1400m)
Top Speed [km/h] (Section)	62.5 (1400m)
Race State	Finished



Sunshine Coast QLD Professional

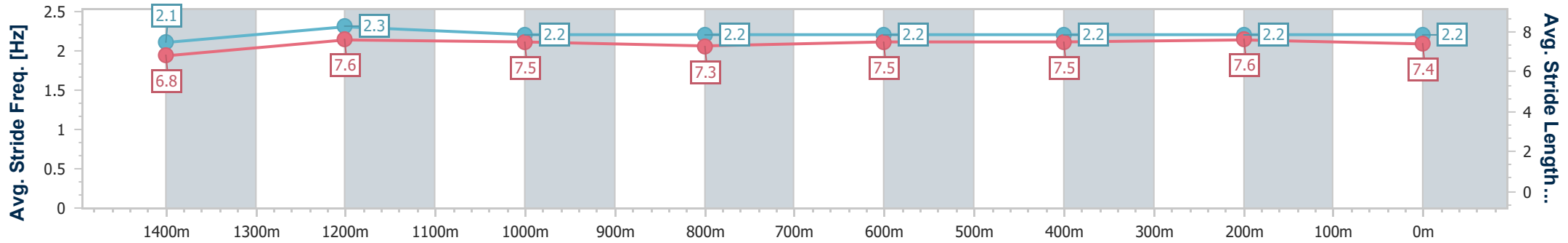
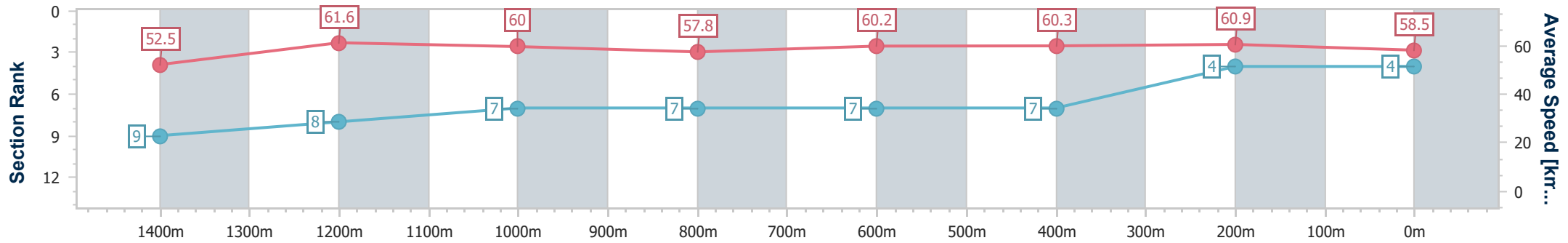
Race 5: HIGGINS COATINGS Class 1 Plate - 1600m



01 January 2025 - 15:53

Track Rating: Soft 7, Weather: Fine, Rail Position: +4m Entire

Section	Overall	1400m	1200m	1000m	800m	600m	400m	200m
Section Times	1:39.11 [4] (0:13.74)	1:25.37 [9] (0:11.84)	1:13.53 [8] (0:12.09)	1:01.44 [7] (0:12.62)	0:48.82 [7] (0:12.35)	0:36.47 [7] (0:12.30)	0:24.17 [7] (0:11.84)	0:12.33 [4] (0:12.33)
Average Speed [km/h]	52.5	61.6	60.0	57.8	60.2	60.3	60.9	58.5
Top Speed [km/h]	61.3	62.5	62.0	59.5	61.4	61.3	61.4	59.3
Avg. Dist. to Rail [m]	10.1	6.0	6.3	6.2	5.7	5.0	7.0	8.2
Avg. Stride Freq. [Hz]	2.1	2.3	2.2	2.2	2.2	2.2	2.2	2.2
Avg. Stride Length [m]	6.8	7.6	7.5	7.3	7.5	7.5	7.6	7.4



- [] Ranking at each section and finish
- .-.- No data available at this section
- NA No data available



Horse/Jockey Name	Moissanite
Final Rank	5
Fastest Section Time (Section)	0:11.97 (400m)
Top Speed [km/h] (Section)	62.6 (Overall)
Race State	Finished



Sunshine Coast QLD Professional

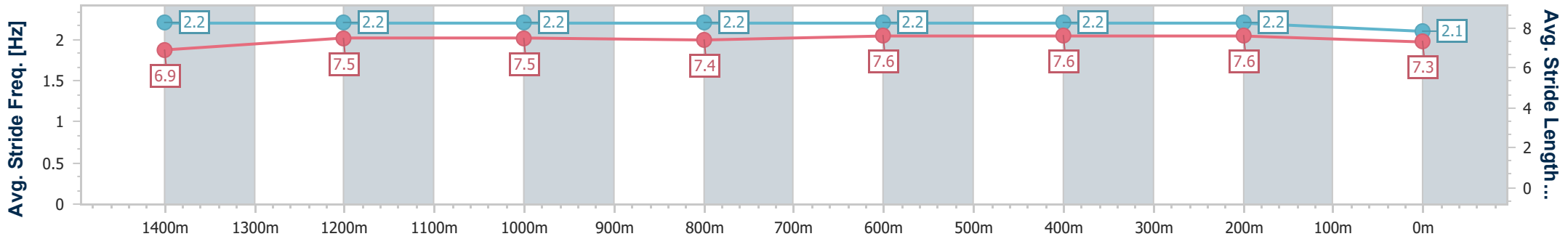
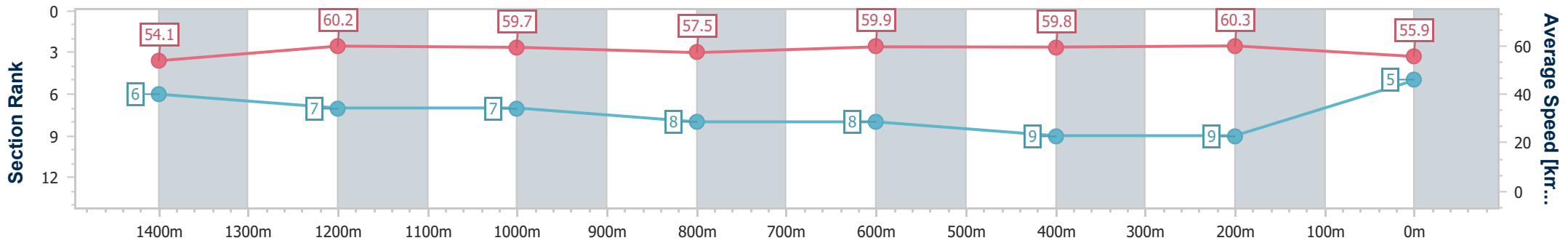
Race 5: HIGGINS COATINGS Class 1 Plate - 1600m



01 January 2025 - 15:53

Track Rating: Soft 7, Weather: Fine, Rail Position: +4m Entire

Section	Overall	1400m	1200m	1000m	800m	600m	400m	200m
Section Times	1:40.12 [5] (0:13.31)	1:26.81 [6] (0:12.14)	1:14.67 [7] (0:12.22)	1:02.45 [7] (0:12.72)	0:49.73 [8] (0:12.43)	0:37.30 [8] (0:12.49)	0:24.81 [9] (0:11.97)	0:12.84 [9] (0:12.84)
Average Speed [km/h]	54.1	60.2	59.7	57.5	59.9	59.8	60.3	55.9
Top Speed [km/h]	62.6	62.5	61.6	59.4	61.2	60.5	60.8	60.0
Avg. Dist. to Rail [m]	10.0	8.0	7.5	7.1	6.4	6.0	9.3	7.8
Avg. Stride Freq. [Hz]	2.2	2.2	2.2	2.2	2.2	2.2	2.2	2.1
Avg. Stride Length [m]	6.9	7.5	7.5	7.4	7.6	7.6	7.6	7.3



- [] Ranking at each section and finish
- .-.- No data available at this section
- NA No data available



Horse/Jockey Name	Pretty Rho
Final Rank	6
Fastest Section Time (Section)	0:11.67 (1400m)
Top Speed [km/h] (Section)	65.0 (Overall)
Race State	Finished



Sunshine Coast QLD Professional

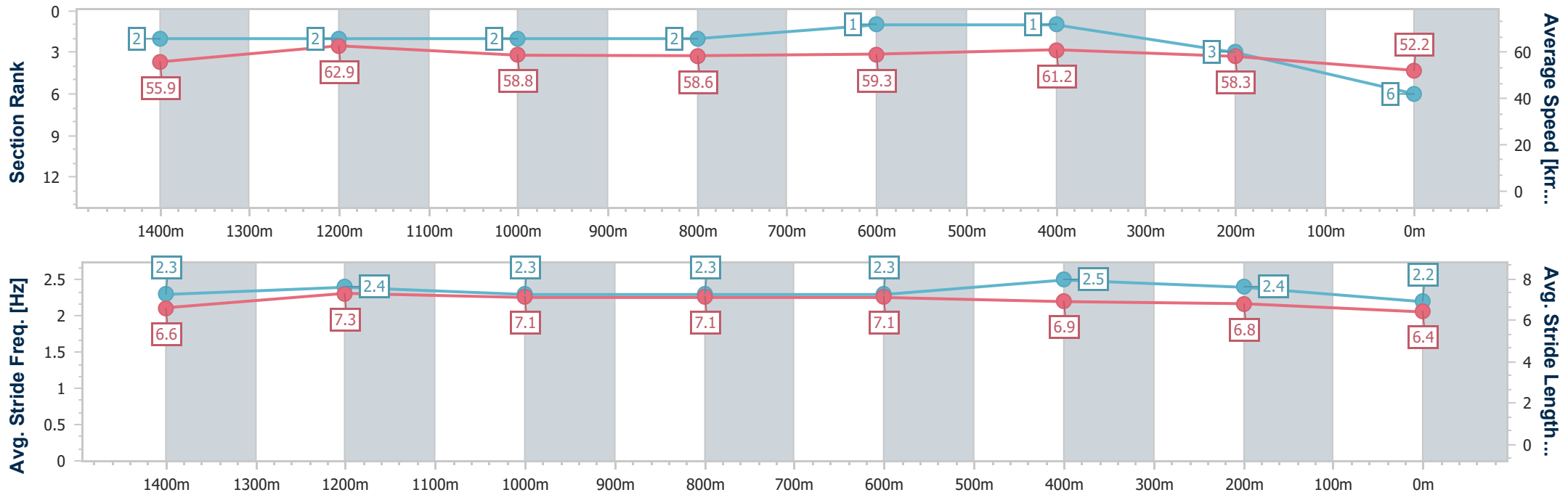
Race 5: HIGGINS COATINGS Class 1 Plate - 1600m



01 January 2025 - 15:53

Track Rating: Soft 7, Weather: Fine, Rail Position: +4m Entire

Section	Overall	1400m	1200m	1000m	800m	600m	400m	200m
Section Times	1:40.31 [6] (0:12.88)	1:27.43 [2] (0:11.67)	1:15.76 [2] (0:12.32)	1:03.44 [2] (0:12.47)	0:50.97 [2] (0:12.56)	0:38.41 [1] (0:12.28)	0:26.13 [1] (0:12.33)	0:13.80 [3] (0:13.80)
Average Speed [km/h]	55.9	62.9	58.8	58.6	59.3	61.2	58.3	52.2
Top Speed [km/h]	65.0	64.2	61.3	59.5	61.2	62.3	60.2	55.3
Avg. Dist. to Rail [m]	12.6	7.4	6.8	6.3	5.9	7.0	8.4	8.8
Avg. Stride Freq. [Hz]	2.3	2.4	2.3	2.3	2.3	2.5	2.4	2.2
Avg. Stride Length [m]	6.6	7.3	7.1	7.1	7.1	6.9	6.8	6.4



- [] Ranking at each section and finish
- .-.- No data available at this section
- NA No data available



Horse/Jockey Name	Vortexia
Final Rank	7
Fastest Section Time (Section)	0:11.76 (1400m)
Top Speed [km/h] (Section)	64.6 (Overall)
Race State	Finished



Sunshine Coast QLD Professional

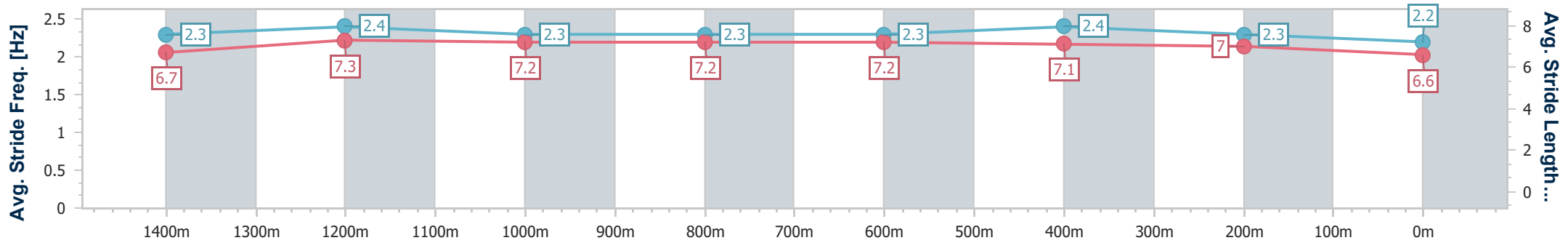
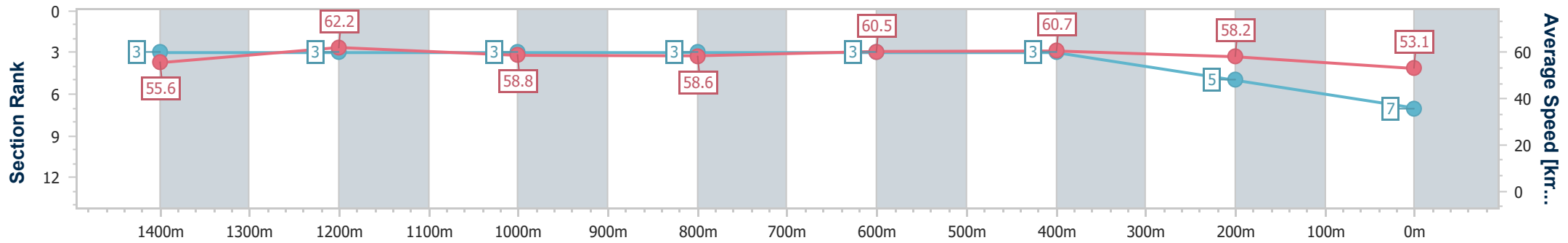
Race 5: HIGGINS COATINGS Class 1 Plate - 1600m



01 January 2025 - 15:53

Track Rating: Soft 7, Weather: Fine, Rail Position: +4m Entire

Section	Overall	1400m	1200m	1000m	800m	600m	400m	200m
Section Times	1:40.34 [7] (0:12.96)	1:27.38 [3] (0:11.76)	1:15.62 [3] (0:12.39)	1:03.23 [3] (0:12.50)	0:50.73 [3] (0:12.40)	0:38.33 [3] (0:12.40)	0:25.93 [3] (0:12.37)	0:13.56 [5] (0:13.56)
Average Speed [km/h]	55.6	62.2	58.8	58.6	60.5	60.7	58.2	53.1
Top Speed [km/h]	64.6	63.8	61.6	59.8	62.0	62.5	59.6	56.5
Avg. Dist. to Rail [m]	12.0	7.9	7.5	7.2	7.2	7.5	9.5	9.9
Avg. Stride Freq. [Hz]	2.3	2.4	2.3	2.3	2.3	2.4	2.3	2.2
Avg. Stride Length [m]	6.7	7.3	7.2	7.2	7.2	7.1	7.0	6.6



- [] Ranking at each section and finish
- .-.- No data available at this section
- NA No data available



Horse/Jockey Name	Eight Cylinders
Final Rank	8
Fastest Section Time (Section)	0:12.07 (1400m)
Top Speed [km/h] (Section)	63.6 (Overall)
Race State	Finished



Sunshine Coast QLD Professional

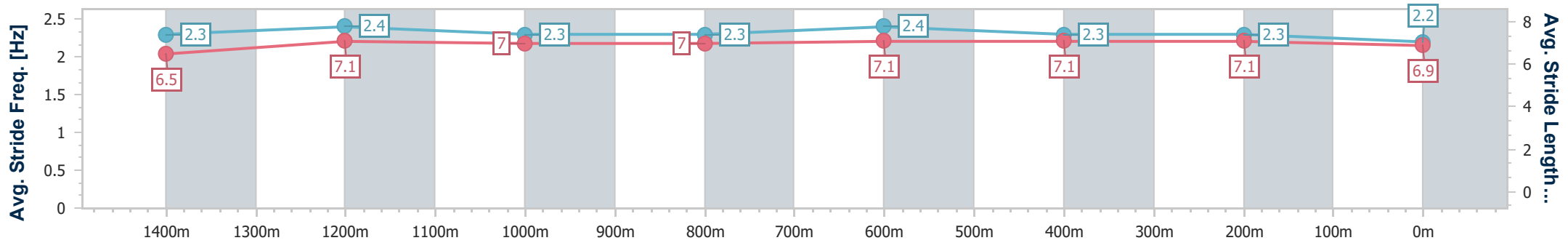
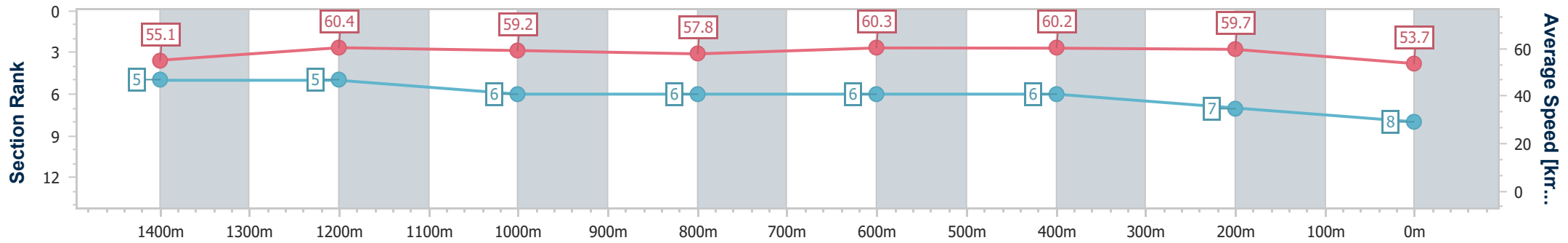
Race 5: HIGGINS COATINGS Class 1 Plate - 1600m



01 January 2025 - 15:53

Track Rating: Soft 7, Weather: Fine, Rail Position: +4m Entire

Section	Overall	1400m	1200m	1000m	800m	600m	400m	200m
Section Times	1:40.35 [8] (0:13.10)	1:27.25 [5] (0:12.07)	1:15.18 [5] (0:12.29)	1:02.89 [6] (0:12.65)	0:50.24 [6] (0:12.33)	0:37.91 [6] (0:12.40)	0:25.51 [6] (0:12.10)	0:13.41 [7] (0:13.41)
Average Speed [km/h]	55.1	60.4	59.2	57.8	60.3	60.2	59.7	53.7
Top Speed [km/h]	63.6	61.7	61.1	59.5	61.5	61.7	60.6	57.4
Avg. Dist. to Rail [m]	8.9	6.4	6.9	6.7	6.1	6.3	9.3	11.3
Avg. Stride Freq. [Hz]	2.3	2.4	2.3	2.3	2.4	2.3	2.3	2.2
Avg. Stride Length [m]	6.5	7.1	7.0	7.0	7.1	7.1	7.1	6.9



- [] Ranking at each section and finish
- .-.- No data available at this section
- NA No data available



Horse/Jockey Name	Scribble
Final Rank	9
Fastest Section Time (Section)	0:11.63 (1400m)
Top Speed [km/h] (Section)	63.8 (1400m)
Race State	Finished



Sunshine Coast QLD Professional

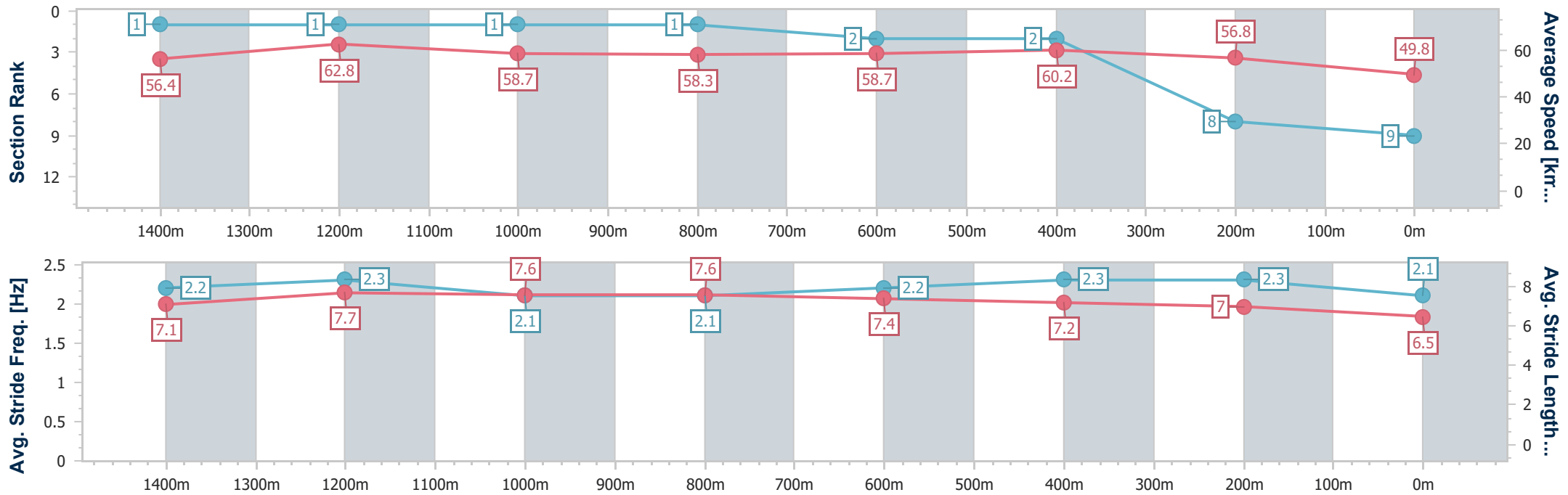
Race 5: HIGGINS COATINGS Class 1 Plate - 1600m



01 January 2025 - 15:53

Track Rating: Soft 7, Weather: Fine, Rail Position: +4m Entire

Section	Overall	1400m	1200m	1000m	800m	600m	400m	200m
Section Times	1:41.40 [9] (0:12.77)	1:28.63 [1] (0:11.63)	1:17.00 [1] (0:12.37)	1:04.63 [1] (0:12.54)	0:52.09 [1] (0:12.63)	0:39.46 [2] (0:12.33)	0:27.13 [2] (0:12.67)	0:14.46 [8] (0:14.46)
Average Speed [km/h]	56.4	62.8	58.7	58.3	58.7	60.2	56.8	49.8
Top Speed [km/h]	63.5	63.8	60.7	58.8	59.6	60.7	59.5	53.6
Avg. Dist. to Rail [m]	11.3	6.4	6.2	6.0	5.3	4.9	5.3	7.0
Avg. Stride Freq. [Hz]	2.2	2.3	2.1	2.1	2.2	2.3	2.3	2.1
Avg. Stride Length [m]	7.1	7.7	7.6	7.6	7.4	7.2	7.0	6.5



- [] Ranking at each section and finish
- .-.- No data available at this section
- NA No data available



Sunshine Coast QLD Professional
Race 6: KEVLACAT POWER BOATS AUSTRALIA Class 3 Handicap - 1200m
01 January 2025 - 16:32



Track Rating: Soft 7, Weather: Fine, Rail Position: +4m Entire

Section		Overall	1000m	800m	600m	400m	200m	Last 600m						
Field Times		1:13.36 (0:13.71)	0:59.65 (0:11.91)	0:47.74 (0:12.26)	0:35.48 (0:12.20)	0:23.28 (0:11.38)	0:11.90 (0:11.90)	0:35.48						
Rank	TAB Horse/Jockey	Barrier	Top Speed [km/h]	Fastest Section										
													Margin	Distance Travelled [m]
1	3 PIVOTAL LAD Angela Jones	8	65.3 400m	0:11.25 400m	1:13.36 [1] (0:14.18)	0:59.18 [8] (0:12.09)	0:47.09 [8] (0:12.04)	0:35.05 [5] (0:12.05)	0:23.00 [5] (0:11.25)	0:11.75 [5] (0:11.75)	1:13.36	0:35.05		
2	15 WORTHY ESSGEE Mark Du Plessis	7	66.4 400m	0:11.01 400m	1:13.38 [2] (0:14.11)	0:59.27 [7] (0:12.09)	0:47.18 [6] (0:12.27)	0:34.91 [7] (0:12.11)	0:22.80 [7] (0:11.01)	0:11.79 [4] (0:11.79)	0.1L	0:34.91	-3	
3	13 CATTRALL Bailey Wheeler	2	65.4 400m	0:11.16 400m	1:13.47 [3] (0:13.88)	0:59.59 [5] (0:12.26)	0:47.33 [5] (0:12.24)	0:35.09 [6] (0:12.13)	0:22.96 [6] (0:11.16)	0:11.80 [7] (0:11.80)	0.5L	0:35.09	+0	
4	2 FAIRWAY CHOICE Kyle Wilson-Taylor	5	65.3 400m	0:11.33 400m	1:13.54 [4] (0:13.88)	0:59.66 [4] (0:11.99)	0:47.67 [4] (0:12.34)	0:35.33 [4] (0:12.04)	0:23.29 [3] (0:11.33)	0:11.96 [3] (0:11.96)	0.7L	0:35.33	-4	
5	11 INDUBITABLY Damien Thornton	6	64.1 1000m	0:11.38 400m	1:13.64 [5] (0:13.80)	0:59.84 [3] (0:11.83)	0:48.01 [2] (0:12.25)	0:35.76 [1] (0:12.20)	0:23.56 [1] (0:11.38)	0:12.18 [1] (0:12.18)	1.2L	0:35.76	-5	
6	8 UNDER THE PALAIS Tahlia Fenlon	1	66.7 400m	0:11.21 400m	1:13.64 [6] (0:14.00)	0:59.64 [6] (0:12.22)	0:47.42 [7] (0:12.33)	0:35.09 [8] (0:12.06)	0:23.03 [8] (0:11.21)	0:11.82 [8] (0:11.82)	1.3L	0:35.09	-8	
7	12 NETTLES Ron Stewart	3	64.4 400m	0:11.32 400m	1:13.66 [7] (0:13.73)	0:59.93 [2] (0:12.13)	0:47.80 [3] (0:12.25)	0:35.55 [3] (0:12.23)	0:23.32 [4] (0:11.32)	0:12.00 [6] (0:12.00)	1.4L	0:35.55	-4	
8	4 MOUNT ZION Rikki Jamieson	4	63.9 400m	0:11.44 400m	1:13.77 [8] (0:13.71)	1:00.06 [1] (0:11.91)	0:48.15 [1] (0:12.30)	0:35.85 [2] (0:12.21)	0:23.64 [2] (0:11.44)	0:12.20 [2] (0:12.20)	1.9L	0:35.85	-7	

Scratched: Grandeur Rose (#17), Dealing's Done (#9), Karaoke Al (#14), Bernice's Spirit (#18), Tornado Rouge (#5), Cressbrook (#6), Pink Cashmere (#10), New Hampshire (#7), Amigo (#1), Glass Of Rose (



Horse/Jockey Name	Pivotal Lad
Final Rank	1
Fastest Section Time (Section)	0:11.25 (400m)
Top Speed [km/h] (Section)	65.3 (400m)
Race State	Finished



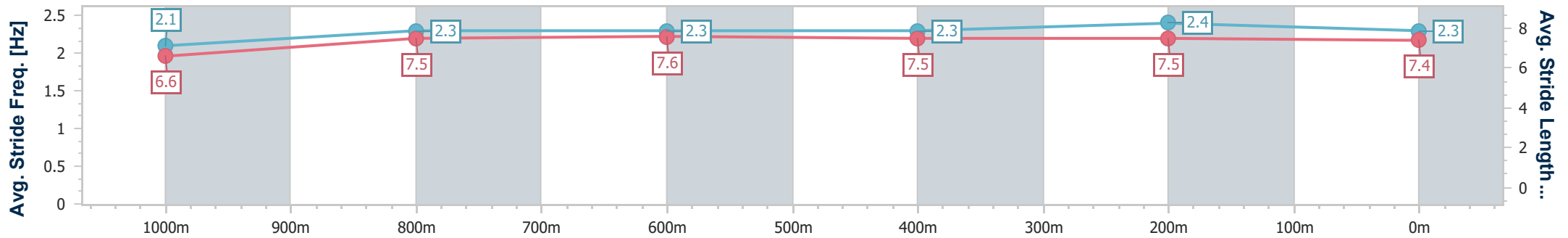
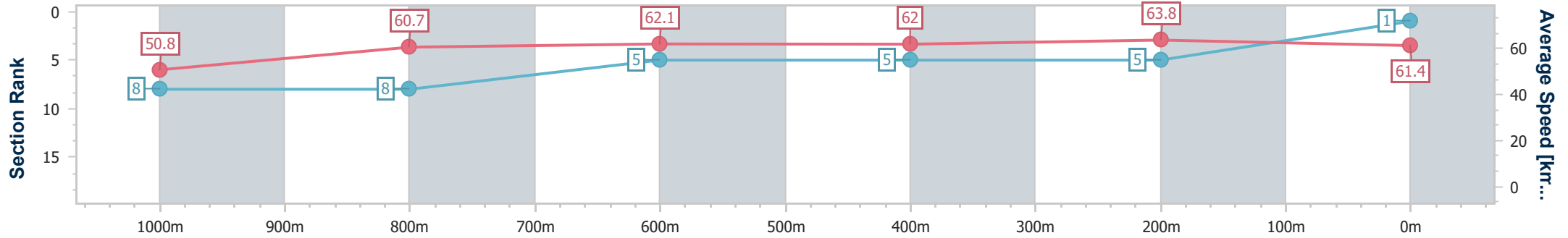
Sunshine Coast QLD Professional
 Race 6: KEVLACAT POWER BOATS AUSTRALIA Class 3
 Handicap - 1200m



01 January 2025 - 16:32

Track Rating: Soft 7, Weather: Fine, Rail Position: +4m Entire

Section	Overall	1000m	800m	600m	400m	200m
Section Times	1:13.36 [1] (0:14.18)	0:59.18 [8] (0:12.09)	0:47.09 [8] (0:12.04)	0:35.05 [5] (0:12.05)	0:23.00 [5] (0:11.25)	0:11.75 [5] (0:11.75)
Average Speed [km/h]	50.8	60.7	62.1	62.0	63.8	61.4
Top Speed [km/h]	60.2	61.7	63.0	62.5	65.3	64.1
Avg. Dist. to Rail [m]	12.0	7.7	6.6	6.2	8.3	10.2
Avg. Stride Freq. [Hz]	2.1	2.3	2.3	2.3	2.4	2.3
Avg. Stride Length [m]	6.6	7.5	7.6	7.5	7.5	7.4



- [] Ranking at each section and finish
- .-.- No data available at this section
- NA No data available



Horse/Jockey Name	Worthy Essgee
Final Rank	2
Fastest Section Time (Section)	0:11.01 (400m)
Top Speed [km/h] (Section)	66.4 (400m)
Race State	Finished



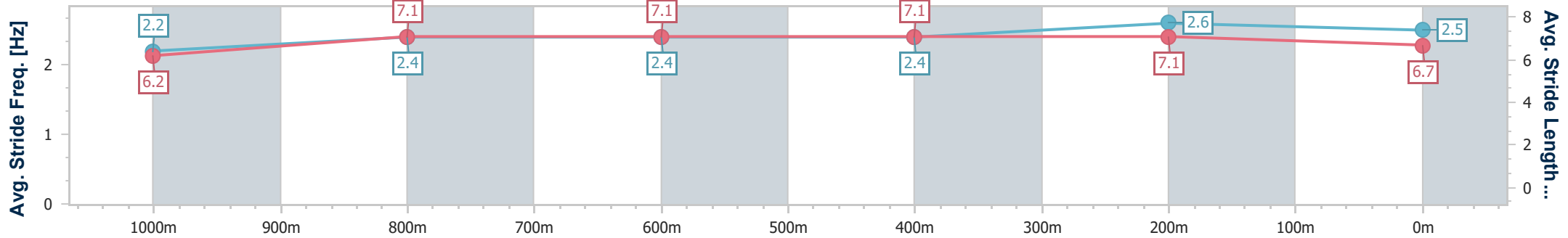
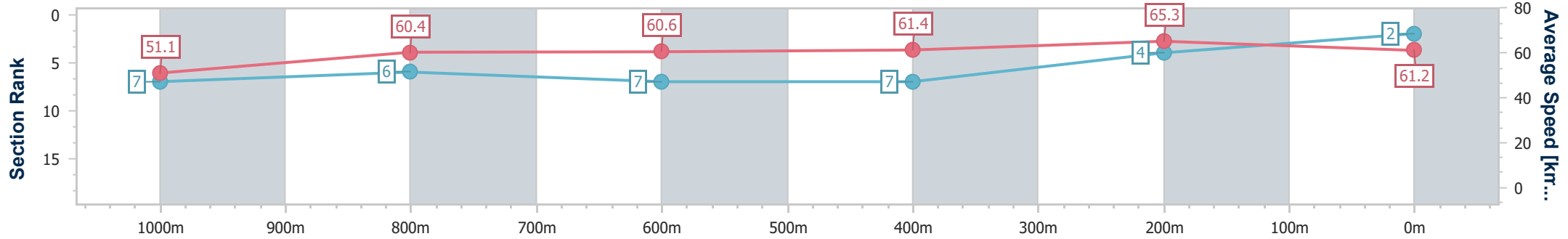
Sunshine Coast QLD Professional
 Race 6: KEVLACAT POWER BOATS AUSTRALIA Class 3
 Handicap - 1200m



01 January 2025 - 16:32

Track Rating: Soft 7, Weather: Fine, Rail Position: +4m Entire

Section	Overall	1000m	800m	600m	400m	200m
Section Times	1:13.38 [2] (0:14.11)	0:59.27 [7] (0:12.09)	0:47.18 [6] (0:12.27)	0:34.91 [7] (0:12.11)	0:22.80 [7] (0:11.01)	0:11.79 [4] (0:11.79)
Average Speed [km/h]	51.1	60.4	60.6	61.4	65.3	61.2
Top Speed [km/h]	59.8	61.4	62.2	62.8	66.4	65.0
Avg. Dist. to Rail [m]	10.9	6.0	5.4	5.8	8.1	10.6
Avg. Stride Freq. [Hz]	2.2	2.4	2.4	2.4	2.6	2.5
Avg. Stride Length [m]	6.2	7.1	7.1	7.1	7.1	6.7



- [] Ranking at each section and finish
- .-.- No data available at this section
- NA No data available



Horse/Jockey Name	Catrall
Final Rank	3
Fastest Section Time (Section)	0:11.16 (400m)
Top Speed [km/h] (Section)	65.4 (400m)
Race State	Finished



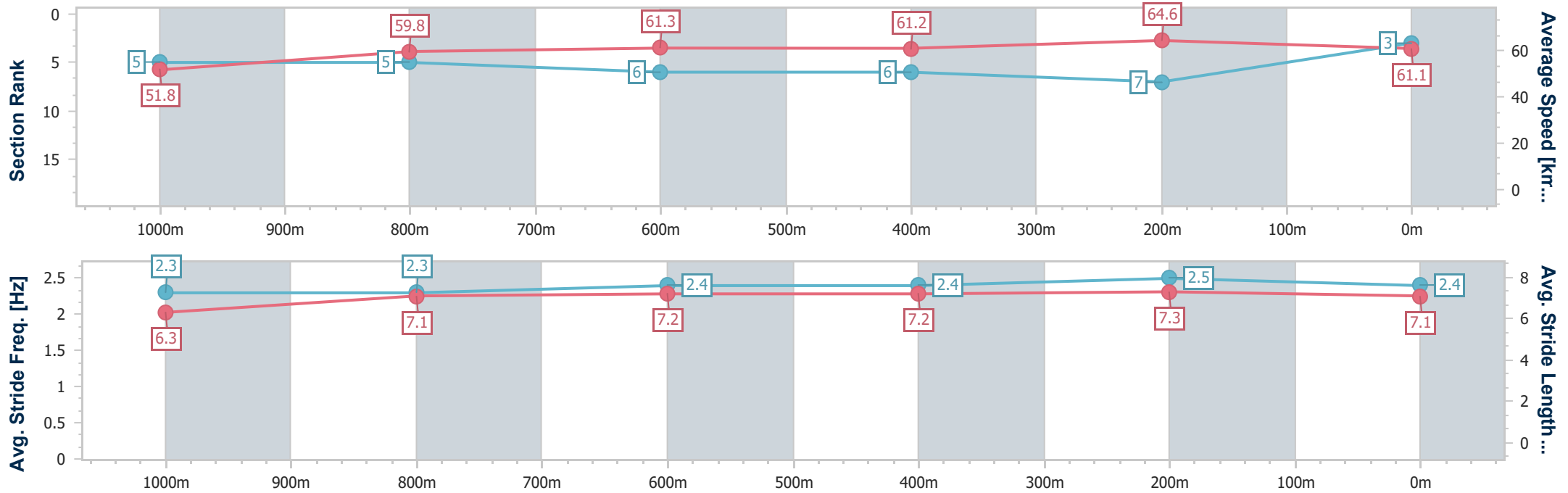
Sunshine Coast QLD Professional
 Race 6: KEVLACAT POWER BOATS AUSTRALIA Class 3
 Handicap - 1200m



01 January 2025 - 16:32

Track Rating: Soft 7, Weather: Fine, Rail Position: +4m Entire

Section	Overall	1000m	800m	600m	400m	200m
Section Times	1:13.47 [3] (0:13.88)	0:59.59 [5] (0:12.26)	0:47.33 [5] (0:12.24)	0:35.09 [6] (0:12.13)	0:22.96 [6] (0:11.16)	0:11.80 [7] (0:11.80)
Average Speed [km/h]	51.8	59.8	61.3	61.2	64.6	61.1
Top Speed [km/h]	60.9	60.9	62.6	63.2	65.4	64.8
Avg. Dist. to Rail [m]	8.5	7.7	6.9	5.2	6.4	7.4
Avg. Stride Freq. [Hz]	2.3	2.3	2.4	2.4	2.5	2.4
Avg. Stride Length [m]	6.3	7.1	7.2	7.2	7.3	7.1



- [] Ranking at each section and finish
- .-.- No data available at this section
- NA No data available



Horse/Jockey Name	Fairway Choice
Final Rank	4
Fastest Section Time (Section)	0:11.33 (400m)
Top Speed [km/h] (Section)	65.3 (400m)
Race State	Finished



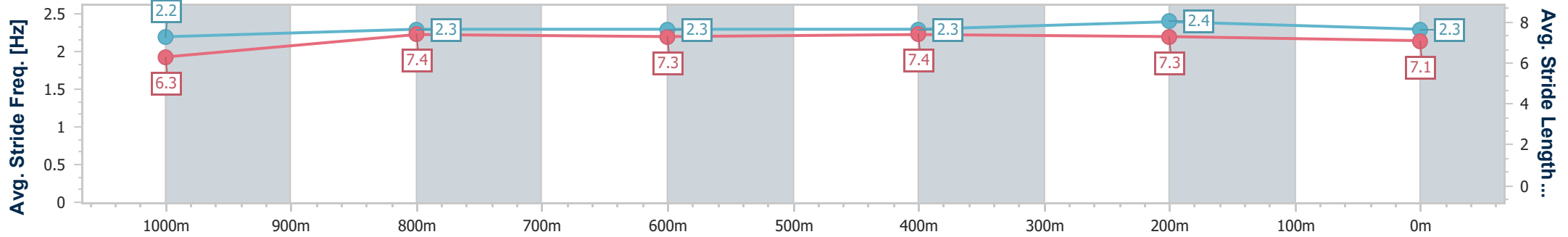
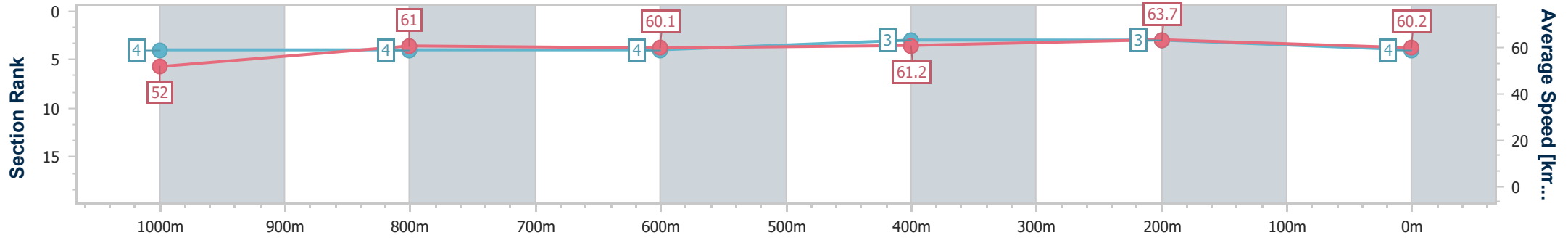
Sunshine Coast QLD Professional
 Race 6: KEVLACAT POWER BOATS AUSTRALIA Class 3
 Handicap - 1200m



01 January 2025 - 16:32

Track Rating: Soft 7, Weather: Fine, Rail Position: +4m Entire

Section	Overall	1000m	800m	600m	400m	200m
Section Times	1:13.54 [4] (0:13.88)	0:59.66 [4] (0:11.99)	0:47.67 [4] (0:12.34)	0:35.33 [4] (0:12.04)	0:23.29 [3] (0:11.33)	0:11.96 [3] (0:11.96)
Average Speed [km/h]	52.0	61.0	60.1	61.2	63.7	60.2
Top Speed [km/h]	60.9	61.9	60.9	62.2	65.3	63.5
Avg. Dist. to Rail [m]	11.1	7.4	5.5	3.5	5.9	9.0
Avg. Stride Freq. [Hz]	2.2	2.3	2.3	2.3	2.4	2.3
Avg. Stride Length [m]	6.3	7.4	7.3	7.4	7.3	7.1



- [] Ranking at each section and finish
- .-.- No data available at this section
- NA No data available



Horse/Jockey Name	Indubitably
Final Rank	5
Fastest Section Time (Section)	0:11.38 (400m)
Top Speed [km/h] (Section)	64.1 (1000m)
Race State	Finished



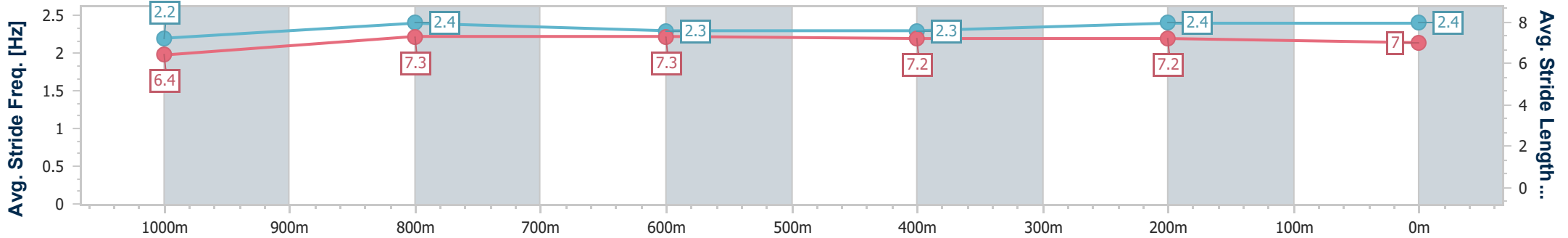
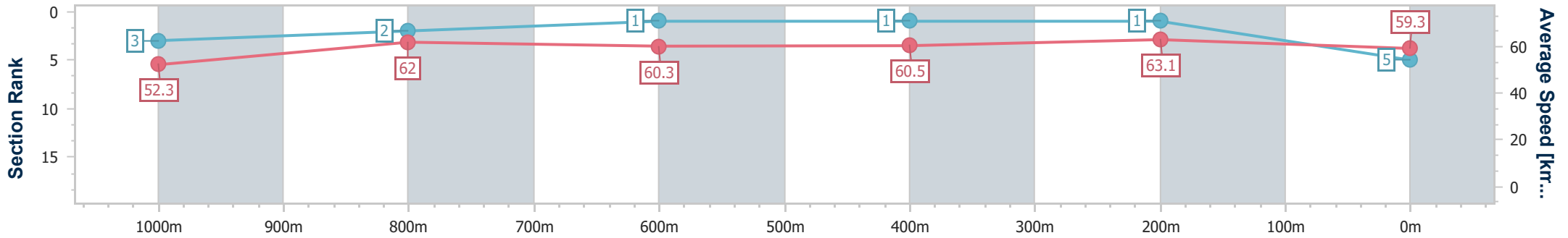
Sunshine Coast QLD Professional
 Race 6: KEVLACAT POWER BOATS AUSTRALIA Class 3
 Handicap - 1200m



01 January 2025 - 16:32

Track Rating: Soft 7, Weather: Fine, Rail Position: +4m Entire

Section	Overall	1000m	800m	600m	400m	200m
Section Times	1:13.64 [5] (0:13.80)	0:59.84 [3] (0:11.83)	0:48.01 [2] (0:12.25)	0:35.76 [1] (0:12.20)	0:23.56 [1] (0:11.38)	0:12.18 [1] (0:12.18)
Average Speed [km/h]	52.3	62.0	60.3	60.5	63.1	59.3
Top Speed [km/h]	60.9	64.1	61.3	61.5	64.0	61.9
Avg. Dist. to Rail [m]	12.5	8.9	4.8	3.7	7.0	8.2
Avg. Stride Freq. [Hz]	2.2	2.4	2.3	2.3	2.4	2.4
Avg. Stride Length [m]	6.4	7.3	7.3	7.2	7.2	7.0



- [] Ranking at each section and finish
- .-.- No data available at this section
- NA No data available



Horse/Jockey Name	Under The Palais
Final Rank	6
Fastest Section Time (Section)	0:11.21 (400m)
Top Speed [km/h] (Section)	66.7 (400m)
Race State	Finished



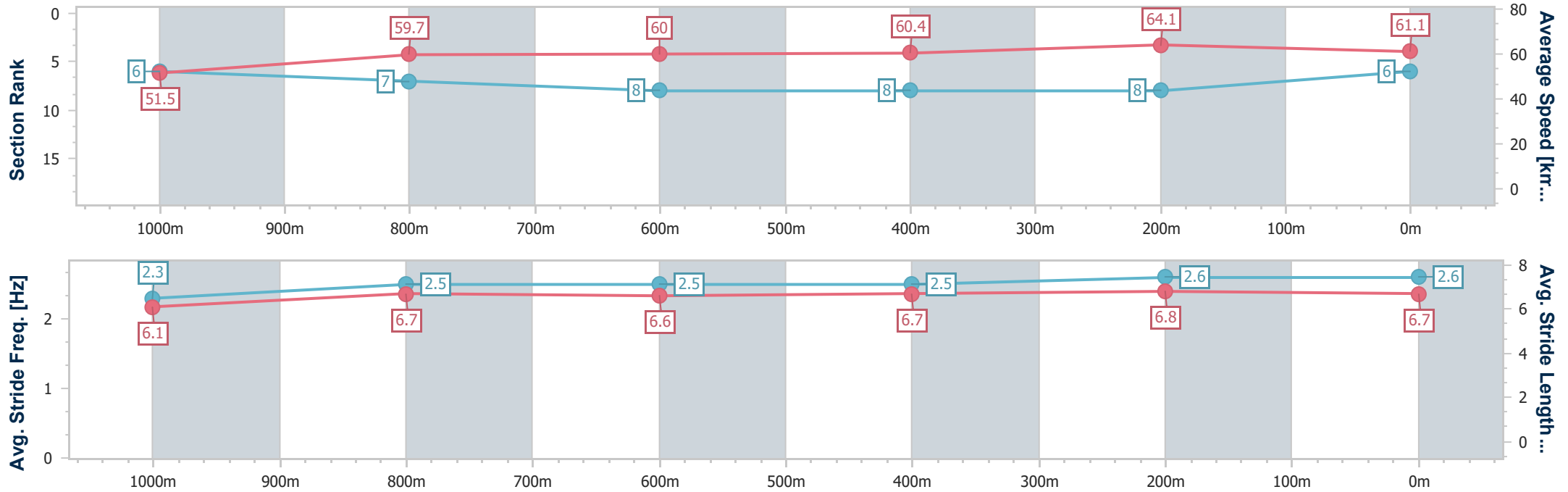
Sunshine Coast QLD Professional
 Race 6: KEVLACAT POWER BOATS AUSTRALIA Class 3
 Handicap - 1200m



01 January 2025 - 16:32

Track Rating: Soft 7, Weather: Fine, Rail Position: +4m Entire

Section	Overall	1000m	800m	600m	400m	200m
Section Times	1:13.64 [6] (0:14.00)	0:59.64 [6] (0:12.22)	0:47.42 [7] (0:12.33)	0:35.09 [8] (0:12.06)	0:23.03 [8] (0:11.21)	0:11.82 [8] (0:11.82)
Average Speed [km/h]	51.5	59.7	60.0	60.4	64.1	61.1
Top Speed [km/h]	59.4	60.4	61.0	62.1	66.7	62.9
Avg. Dist. to Rail [m]	7.0	5.2	4.5	2.0	2.9	6.0
Avg. Stride Freq. [Hz]	2.3	2.5	2.5	2.5	2.6	2.6
Avg. Stride Length [m]	6.1	6.7	6.6	6.7	6.8	6.7



- [] Ranking at each section and finish
- .-.- No data available at this section
- NA No data available



Horse/Jockey Name	Nettles
Final Rank	7
Fastest Section Time (Section)	0:11.32 (400m)
Top Speed [km/h] (Section)	64.4 (400m)
Race State	Finished



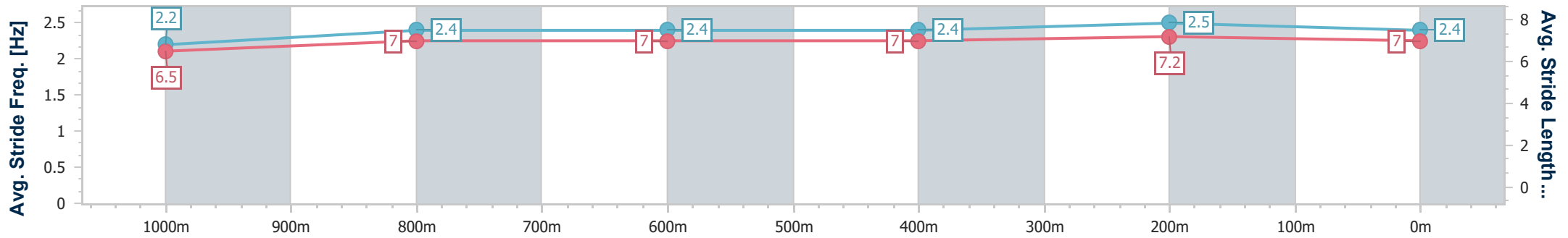
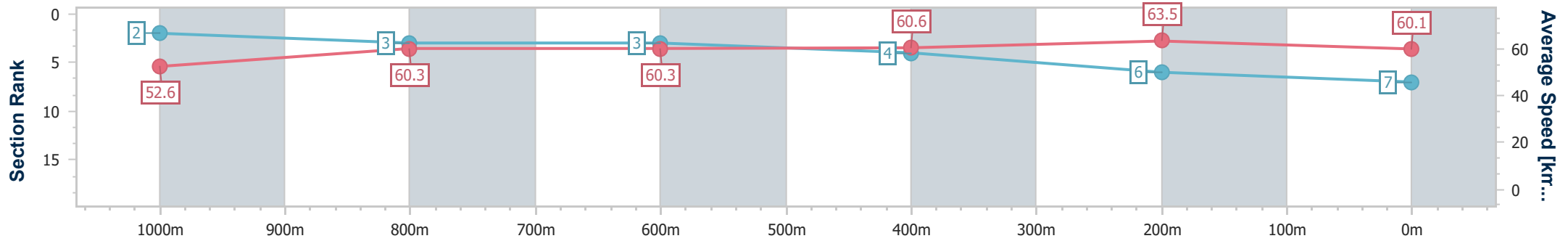
Sunshine Coast QLD Professional
 Race 6: KEVLACAT POWER BOATS AUSTRALIA Class 3
 Handicap - 1200m



01 January 2025 - 16:32

Track Rating: Soft 7, Weather: Fine, Rail Position: +4m Entire

Section	Overall	1000m	800m	600m	400m	200m
Section Times	1:13.66 [7] (0:13.73)	0:59.93 [2] (0:12.13)	0:47.80 [3] (0:12.25)	0:35.55 [3] (0:12.23)	0:23.32 [4] (0:11.32)	0:12.00 [6] (0:12.00)
Average Speed [km/h]	52.6	60.3	60.3	60.6	63.5	60.1
Top Speed [km/h]	59.4	61.0	61.6	62.2	64.4	64.0
Avg. Dist. to Rail [m]	9.2	6.1	5.1	4.4	7.1	6.7
Avg. Stride Freq. [Hz]	2.2	2.4	2.4	2.4	2.5	2.4
Avg. Stride Length [m]	6.5	7.0	7.0	7.0	7.2	7.0



- [] Ranking at each section and finish
- .-.- No data available at this section
- NA No data available



Horse/Jockey Name	Mount Zion
Final Rank	8
Fastest Section Time (Section)	0:11.44 (400m)
Top Speed [km/h] (Section)	63.9 (400m)
Race State	Finished



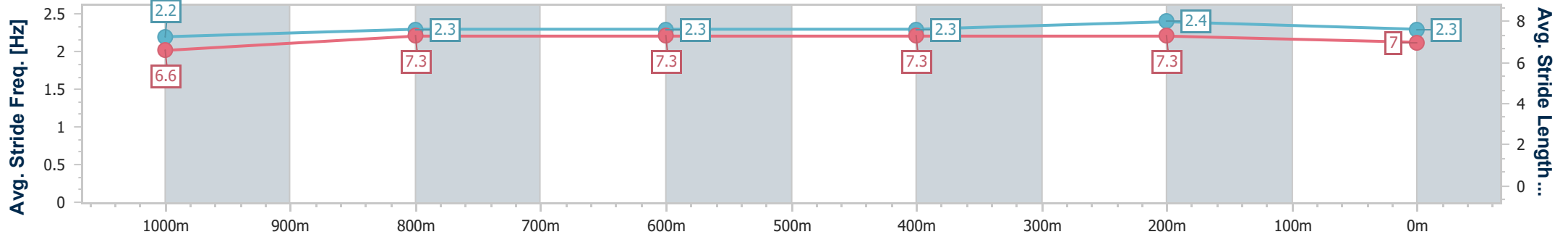
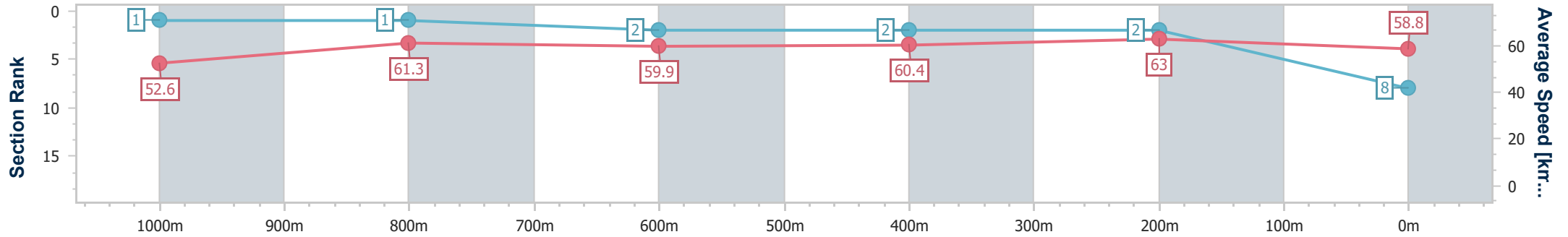
Sunshine Coast QLD Professional
 Race 6: KEVLACAT POWER BOATS AUSTRALIA Class 3
 Handicap - 1200m



01 January 2025 - 16:32

Track Rating: Soft 7, Weather: Fine, Rail Position: +4m Entire

Section	Overall	1000m	800m	600m	400m	200m
Section Times	1:13.77 [8] (0:13.71)	1:00.06 [1] (0:11.91)	0:48.15 [1] (0:12.30)	0:35.85 [2] (0:12.21)	0:23.64 [2] (0:11.44)	0:12.20 [2] (0:12.20)
Average Speed [km/h]	52.6	61.3	59.9	60.4	63.0	58.8
Top Speed [km/h]	61.3	62.4	60.9	62.3	63.9	62.2
Avg. Dist. to Rail [m]	9.4	5.8	4.7	3.4	3.9	4.0
Avg. Stride Freq. [Hz]	2.2	2.3	2.3	2.3	2.4	2.3
Avg. Stride Length [m]	6.6	7.3	7.3	7.3	7.3	7.0



- [] Ranking at each section and finish
- .-.- No data available at this section
- NA No data available

01 January 2025 - 17:13

Track Rating: Soft 7, Weather: Fine, Rail Position: +4m Entire

Section		Overall	1200m	1000m	800m	600m	400m	Last 600m				
Field Times		1:25.10 (0:12.92)	1:12.18 (0:11.13)	1:01.05 (0:12.02)	0:49.03 (0:12.60)	0:36.43 (0:12.36)	0:24.07 (0:11.84)	0:36.43				
Rank	TAB Horse/Jockey	Barrier	Top Speed [km/h]	Fastest Section	Distance Travelled [m]							
1	4 STAR ACT Tahlia Fenlon	4	65.9 Overall	0:11.21 1200m	1:25.10 [1] (0:13.55)	1:11.55 [8] (0:11.21)	1:00.34 [7] (0:11.95)	0:48.39 [6] (0:12.38)	0:36.01 [7] (0:12.43)	0:23.58 [8] (0:11.54)	0:36.01	
2	15 CREATIVITY MISS Nikita Beriman	6	66.1 1200m	0:11.21 1200m	1:25.25 [2] (0:13.54)	1:11.71 [7] (0:11.21)	1:00.50 [6] (0:12.01)	0:48.49 [7] (0:12.32)	0:36.17 [6] (0:12.10)	0:24.07 [3] (0:11.69)	0:36.17	+0
3	8 SCARLET PRINCE Jasper Franklin	8	66.0 1200m	0:11.27 1200m	1:25.60 [3] (0:13.27)	1:12.33 [5] (0:11.27)	1:01.06 [5] (0:11.90)	0:49.16 [5] (0:12.47)	0:36.69 [4] (0:12.39)	0:24.30 [5] (0:11.87)	0:36.69	+5
4	5 BANDIT Robbie Dolan	7	65.6 1200m	0:11.23 1200m	1:25.64 [4] (0:13.89)	1:11.75 [9] (0:11.23)	1:00.52 [9] (0:11.89)	0:48.63 [9] (0:12.34)	0:36.29 [9] (0:12.09)	0:24.20 [7] (0:11.75)	0:36.29	+1
5	6 CASROCK Emily Lang	5	64.7 Overall	0:11.44 1200m	1:25.85 [5] (0:12.94)	1:12.91 [2] (0:11.44)	1:01.47 [3] (0:12.04)	0:49.43 [4] (0:12.48)	0:36.95 [3] (0:12.28)	0:24.67 [4] (0:11.93)	0:36.95	+3
6	11 TEMPER THE STORM Kyle Wilson-Taylor	2	67.8 Overall	0:11.32 1200m	1:26.07 [6] (0:13.10)	1:12.97 [4] (0:11.32)	1:01.65 [4] (0:11.99)	0:49.66 [3] (0:12.55)	0:37.11 [5] (0:12.39)	0:24.72 [6] (0:11.92)	0:37.11	-2
7	3 DISSELTATION Boris Thornton	9	64.2 Overall	0:11.52 1200m	1:26.60 [7] (0:13.40)	1:13.20 [6] (0:11.52)	1:01.68 [8] (0:11.96)	0:49.72 [8] (0:12.42)	0:37.30 [8] (0:12.23)	0:25.07 [9] (0:11.96)	0:37.30	+4
8	2 MAGIC IN ME Dan McGillivray	1	67.0 1200m	0:11.13 1200m	1:26.98 [8] (0:12.92)	1:14.06 [1] (0:11.13)	1:02.93 [1] (0:12.02)	0:50.91 [1] (0:12.60)	0:38.31 [1] (0:12.45)	0:25.86 [2] (0:12.41)	0:38.31	+0
9	9 MERCHANT LADY Ron Stewart	3	65.9 1200m	0:11.21 1200m	1:28.27 [9] (0:12.95)	1:15.32 [3] (0:11.21)	1:04.11 [2] (0:11.98)	0:52.13 [2] (0:12.63)	0:39.50 [2] (0:12.26)	0:27.24 [1] (0:12.37)	0:39.50	+1

Scratched: Sobute (#13), Pauli (#16), loane (#12), Nettles (#14), Demitasse (#1), Russian Mystic (#10), Lietuva (#7)



Sunshine Coast QLD Professional

Race 7: TAB BENCHMARK 65 Handicap - 1400m



01 January 2025 - 17:13

Track Rating: Soft 7, Weather: Fine, Rail Position: +4m Entire

Section							200m			Last 600m
Field Times							0:12.23			0:36.43
							(0:12.23)			
Rank	TAB	Horse/Jockey	Barrier	Top Speed [km/h]	Fastest Section	Margin			Distance Travelled [m]	
1	4	STAR ACT	4	65.9	0:11.21	0:12.04 [2]	1:25.10			0:36.01
		Tahlia Fenlon		Overall	1200m	(0:12.04)				
2	15	CREATIVITY MISS	6	66.1	0:11.21	0:12.38 [1]	0.8L			0:36.17 +0
		Nikita Beriman		1200m	1200m	(0:12.38)				
3	8	SCARLET PRINCE	8	66.0	0:11.27	0:12.43 [4]	2.8L			0:36.69 +5
		Jasper Franklin		1200m	1200m	(0:12.43)				
4	5	BANDIT	7	65.6	0:11.23	0:12.45 [5]	3L			0:36.29 +1
		Robbie Dolan		1200m	1200m	(0:12.45)				
5	6	CASROCK	5	64.7	0:11.44	0:12.74 [3]	4.3L			0:36.95 +3
		Emily Lang		Overall	1200m	(0:12.74)				
6	11	TEMPER THE STORM	2	67.8	0:11.32	0:12.80 [6]	5.6L			0:37.11 -2
		Kyle Wilson-Taylor		Overall	1200m	(0:12.80)				
7	3	DISSELTATION	9	64.2	0:11.52	0:13.11 [8]	8.6L			0:37.30 +4
		Boris Thornton		Overall	1200m	(0:13.11)				
8	2	MAGIC IN ME	1	67.0	0:11.13	0:13.45 [9]	10.6L			0:38.31 +0
		Dan McGillivray		1200m	1200m	(0:13.45)				
9	9	MERCHANT LADY	3	65.9	0:11.21	0:14.87 [7]	18.1L			0:39.50 +1
		Ron Stewart		1200m	1200m	(0:14.87)				

Scratched: Sobute (#13), Pauli (#16), Ioane (#12), Nettles (#14), Demitasse (#1), Russian Mystic (#10), Lietuva (#7)



Horse/Jockey Name	Star Act
Final Rank	1
Fastest Section Time (Section)	0:11.21 (1200m)
Top Speed [km/h] (Section)	65.9 (Overall)
Race State	Finished



Sunshine Coast QLD Professional

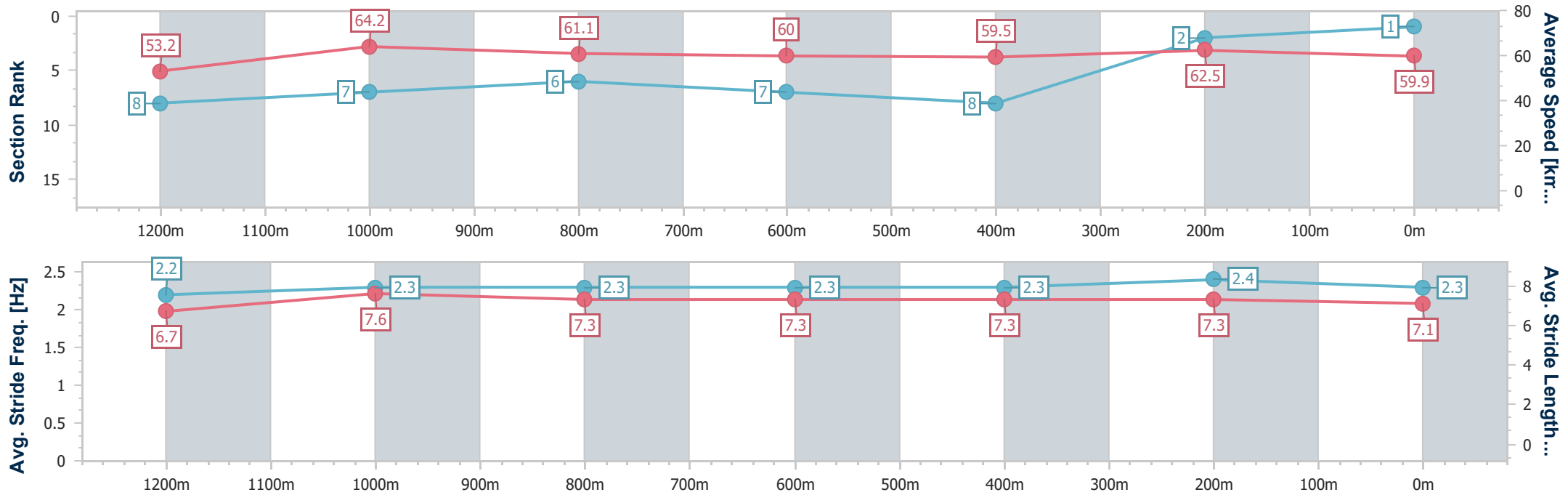
Race 7: TAB BENCHMARK 65 Handicap - 1400m

01 January 2025 - 17:13



Track Rating: Soft 7, Weather: Fine, Rail Position: +4m Entire

Section	Overall	1200m	1000m	800m	600m	400m	200m
Section Times	1:25.10 [1] (0:13.55)	1:11.55 [8] (0:11.21)	1:00.34 [7] (0:11.95)	0:48.39 [6] (0:12.38)	0:36.01 [7] (0:12.43)	0:23.58 [8] (0:11.54)	0:12.04 [2] (0:12.04)
Average Speed [km/h]	53.2	64.2	61.1	60.0	59.5	62.5	59.9
Top Speed [km/h]	65.9	65.4	63.4	61.0	60.6	63.8	62.5
Avg. Dist. to Rail [m]	9.9	6.5	5.7	5.5	4.9	4.8	6.4
Avg. Stride Freq. [Hz]	2.2	2.3	2.3	2.3	2.3	2.4	2.3
Avg. Stride Length [m]	6.7	7.6	7.3	7.3	7.3	7.3	7.1



- [] Ranking at each section and finish
- .-.- No data available at this section
- NA No data available



Horse/Jockey Name	Creativity Miss
Final Rank	2
Fastest Section Time (Section)	0:11.21 (1200m)
Top Speed [km/h] (Section)	66.1 (1200m)
Race State	Finished



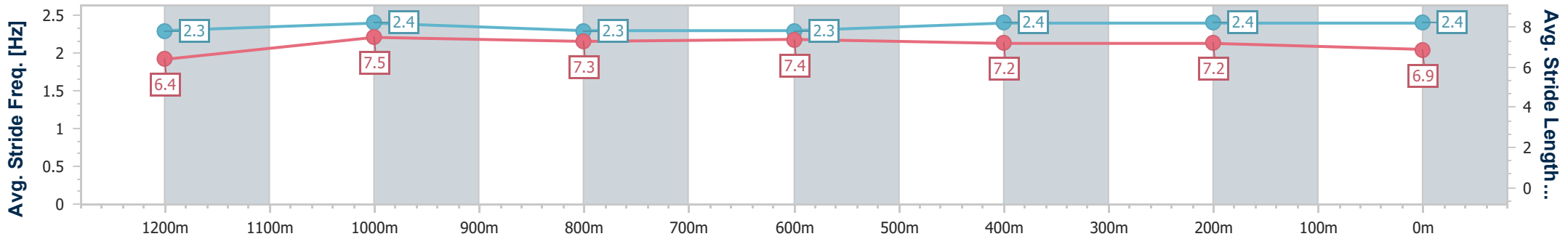
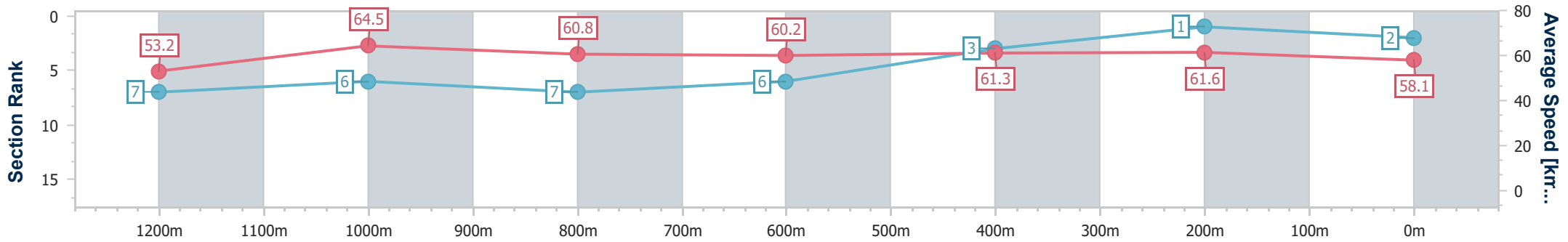
Sunshine Coast QLD Professional
Race 7: TAB BENCHMARK 65 Handicap - 1400m



01 January 2025 - 17:13

Track Rating: Soft 7, Weather: Fine, Rail Position: +4m Entire

Section	Overall	1200m	1000m	800m	600m	400m	200m
Section Times	1:25.25 [2] (0:13.54)	1:11.71 [7] (0:11.21)	1:00.50 [6] (0:12.01)	0:48.49 [7] (0:12.32)	0:36.17 [6] (0:12.10)	0:24.07 [3] (0:11.69)	0:12.38 [1] (0:12.38)
Average Speed [km/h]	53.2	64.5	60.8	60.2	61.3	61.6	58.1
Top Speed [km/h]	66.0	66.1	62.9	62.0	62.2	62.7	60.2
Avg. Dist. to Rail [m]	11.7	7.8	6.7	5.4	4.8	7.4	8.0
Avg. Stride Freq. [Hz]	2.3	2.4	2.3	2.3	2.4	2.4	2.4
Avg. Stride Length [m]	6.4	7.5	7.3	7.4	7.2	7.2	6.9



- [] Ranking at each section and finish
- .-.- No data available at this section
- NA No data available



Horse/Jockey Name	Scarlet Prince
Final Rank	3
Fastest Section Time (Section)	0:11.27 (1200m)
Top Speed [km/h] (Section)	66.0 (1200m)
Race State	Finished



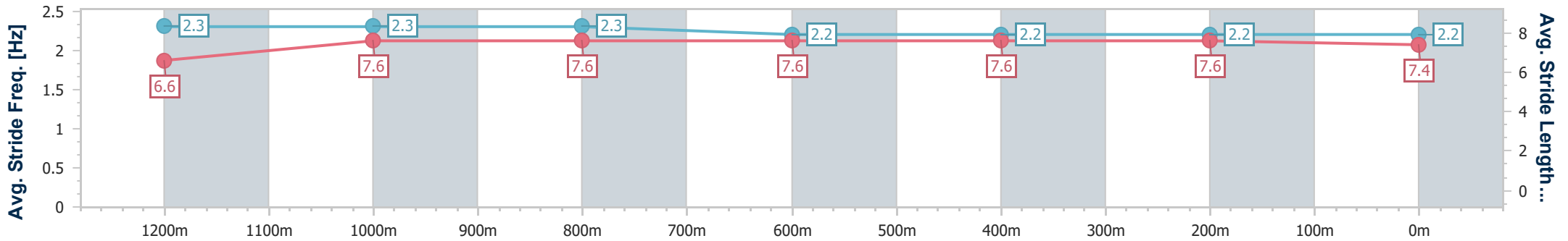
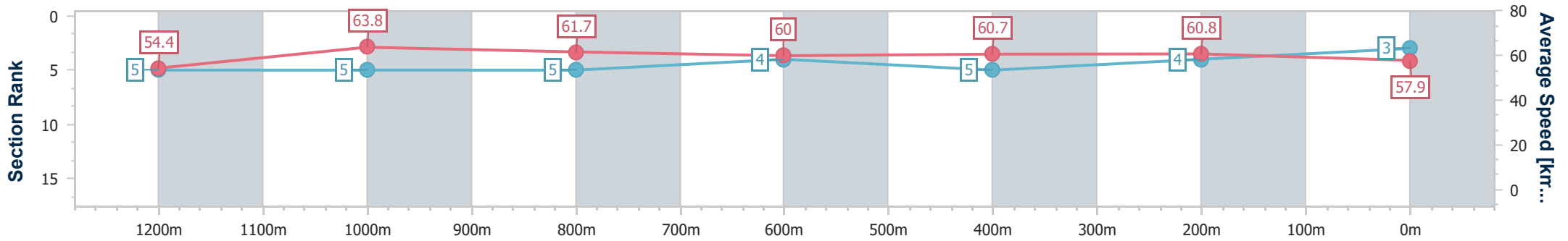
Sunshine Coast QLD Professional
Race 7: TAB BENCHMARK 65 Handicap - 1400m



01 January 2025 - 17:13

Track Rating: Soft 7, Weather: Fine, Rail Position: +4m Entire

Section	Overall	1200m	1000m	800m	600m	400m	200m
Section Times	1:25.60 [3] (0:13.27)	1:12.33 [5] (0:11.27)	1:01.06 [5] (0:11.90)	0:49.16 [5] (0:12.47)	0:36.69 [4] (0:12.39)	0:24.30 [5] (0:11.87)	0:12.43 [4] (0:12.43)
Average Speed [km/h]	54.4	63.8	61.7	60.0	60.7	60.8	57.9
Top Speed [km/h]	65.8	66.0	62.7	61.2	61.2	61.2	59.8
Avg. Dist. to Rail [m]	14.8	9.3	7.7	7.3	7.2	9.6	11.2
Avg. Stride Freq. [Hz]	2.3	2.3	2.3	2.2	2.2	2.2	2.2
Avg. Stride Length [m]	6.6	7.6	7.6	7.6	7.6	7.6	7.4



- [] Ranking at each section and finish
- .-.- No data available at this section
- NA No data available



Horse/Jockey Name	Bandit
Final Rank	4
Fastest Section Time (Section)	0:11.23 (1200m)
Top Speed [km/h] (Section)	65.6 (1200m)
Race State	Finished



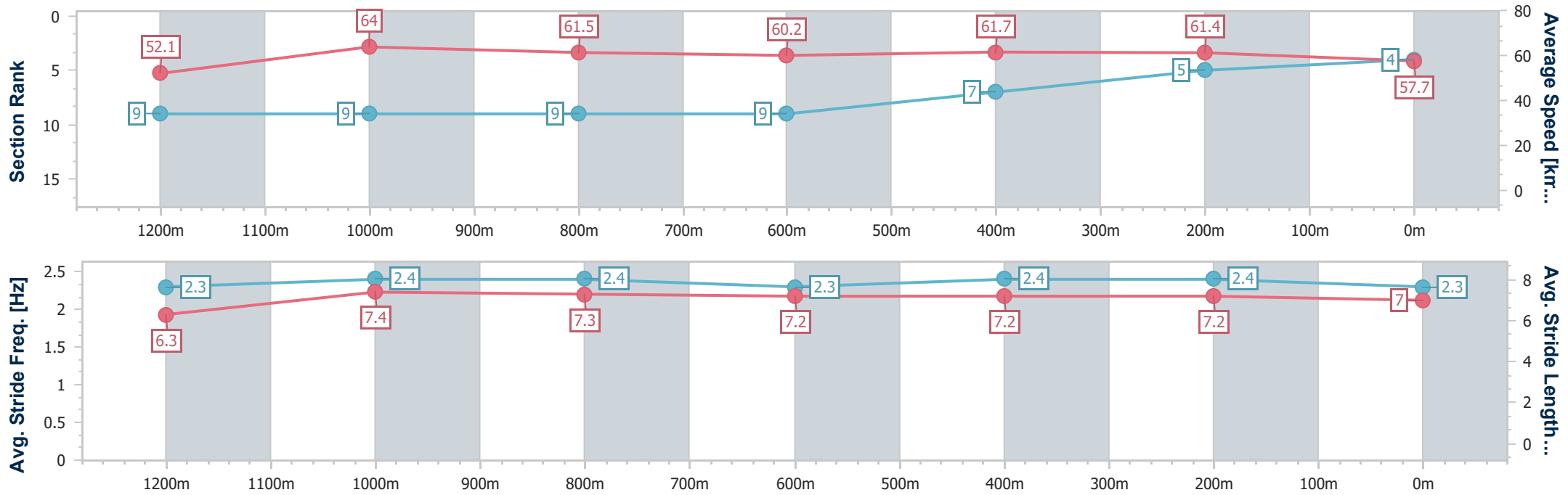
Sunshine Coast QLD Professional
Race 7: TAB BENCHMARK 65 Handicap - 1400m



01 January 2025 - 17:13

Track Rating: Soft 7, Weather: Fine, Rail Position: +4m Entire

Section	Overall	1200m	1000m	800m	600m	400m	200m
Section Times	1:25.64 [4] (0:13.89)	1:11.75 [9] (0:11.23)	1:00.52 [9] (0:11.89)	0:48.63 [9] (0:12.34)	0:36.29 [9] (0:12.09)	0:24.20 [7] (0:11.75)	0:12.45 [5] (0:12.45)
Average Speed [km/h]	52.1	64.0	61.5	60.2	61.7	61.4	57.7
Top Speed [km/h]	64.4	65.6	63.8	62.3	62.8	62.3	60.8
Avg. Dist. to Rail [m]	11.9	6.9	6.2	5.5	5.8	8.1	7.2
Avg. Stride Freq. [Hz]	2.3	2.4	2.4	2.3	2.4	2.4	2.3
Avg. Stride Length [m]	6.3	7.4	7.3	7.2	7.2	7.2	7.0



- [] Ranking at each section and finish
- .-.- No data available at this section
- NA No data available



Horse/Jockey Name	Casrock
Final Rank	5
Fastest Section Time (Section)	0:11.44 (1200m)
Top Speed [km/h] (Section)	64.7 (Overall)
Race State	Finished



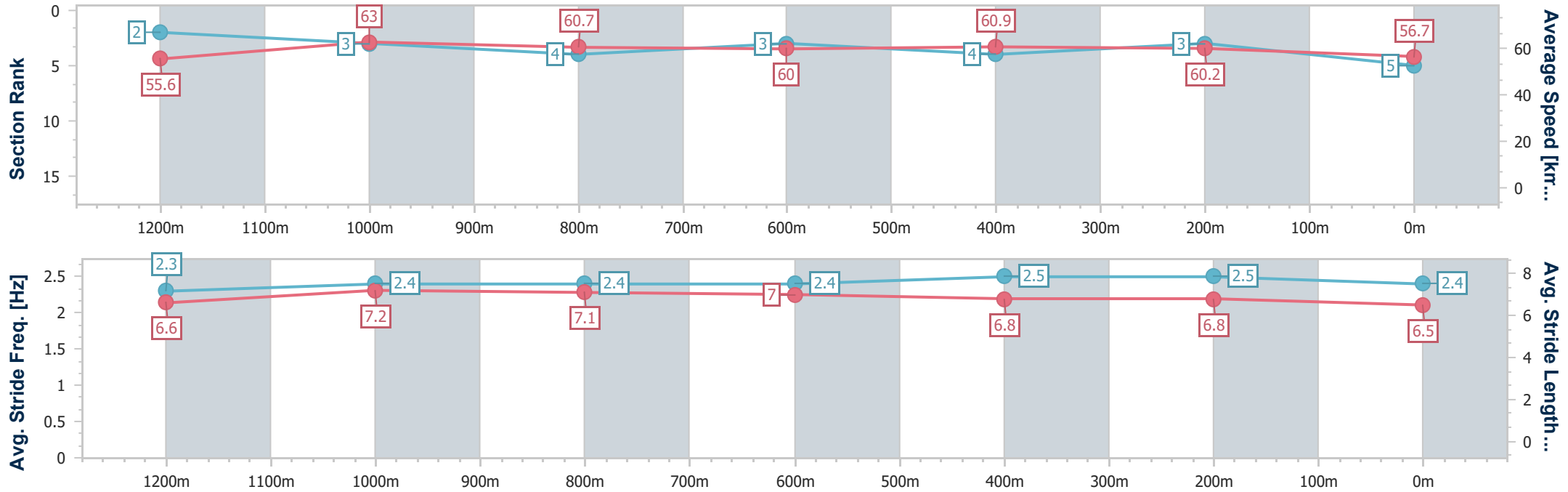
Sunshine Coast QLD Professional
Race 7: TAB BENCHMARK 65 Handicap - 1400m



01 January 2025 - 17:13

Track Rating: Soft 7, Weather: Fine, Rail Position: +4m Entire

Section	Overall	1200m	1000m	800m	600m	400m	200m
Section Times	1:25.85 [5] (0:12.94)	1:12.91 [2] (0:11.44)	1:01.47 [3] (0:12.04)	0:49.43 [4] (0:12.48)	0:36.95 [3] (0:12.28)	0:24.67 [4] (0:11.93)	0:12.74 [3] (0:12.74)
Average Speed [km/h]	55.6	63.0	60.7	60.0	60.9	60.2	56.7
Top Speed [km/h]	64.7	64.1	62.8	61.7	62.2	61.2	59.0
Avg. Dist. to Rail [m]	12.0	8.5	6.8	6.3	6.4	9.3	9.6
Avg. Stride Freq. [Hz]	2.3	2.4	2.4	2.4	2.5	2.5	2.4
Avg. Stride Length [m]	6.6	7.2	7.1	7.0	6.8	6.8	6.5



- [] Ranking at each section and finish
- .-.- No data available at this section
- NA No data available



Horse/Jockey Name	Temper The Storm
Final Rank	6
Fastest Section Time (Section)	0:11.32 (1200m)
Top Speed [km/h] (Section)	67.8 (Overall)
Race State	Finished



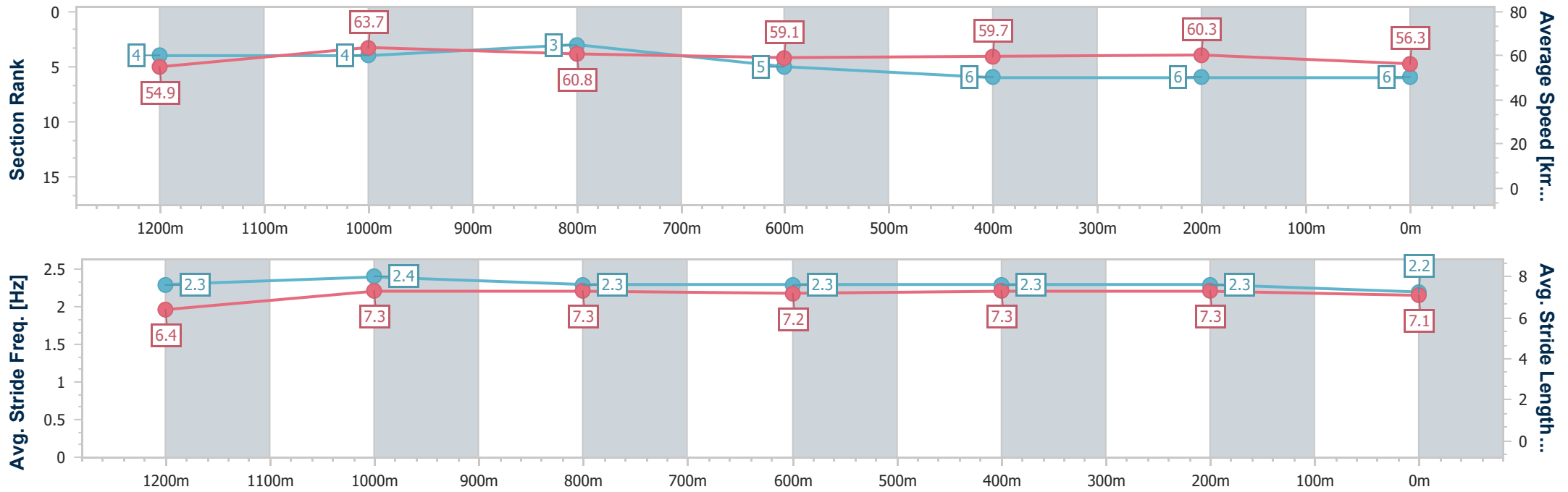
Sunshine Coast QLD Professional
Race 7: TAB BENCHMARK 65 Handicap - 1400m



01 January 2025 - 17:13

Track Rating: Soft 7, Weather: Fine, Rail Position: +4m Entire

Section	Overall	1200m	1000m	800m	600m	400m	200m
Section Times	1:26.07 [6] (0:13.10)	1:12.97 [4] (0:11.32)	1:01.65 [4] (0:11.99)	0:49.66 [3] (0:12.55)	0:37.11 [5] (0:12.39)	0:24.72 [6] (0:11.92)	0:12.80 [6] (0:12.80)
Average Speed [km/h]	54.9	63.7	60.8	59.1	59.7	60.3	56.3
Top Speed [km/h]	67.8	65.3	61.9	59.8	60.6	61.3	59.5
Avg. Dist. to Rail [m]	9.4	7.5	5.8	5.4	4.2	4.6	4.9
Avg. Stride Freq. [Hz]	2.3	2.4	2.3	2.3	2.3	2.3	2.2
Avg. Stride Length [m]	6.4	7.3	7.3	7.2	7.3	7.3	7.1



- [] Ranking at each section and finish
- .-.- No data available at this section
- NA No data available



Horse/Jockey Name	Disselation
Final Rank	7
Fastest Section Time (Section)	0:11.52 (1200m)
Top Speed [km/h] (Section)	64.2 (Overall)
Race State	Finished



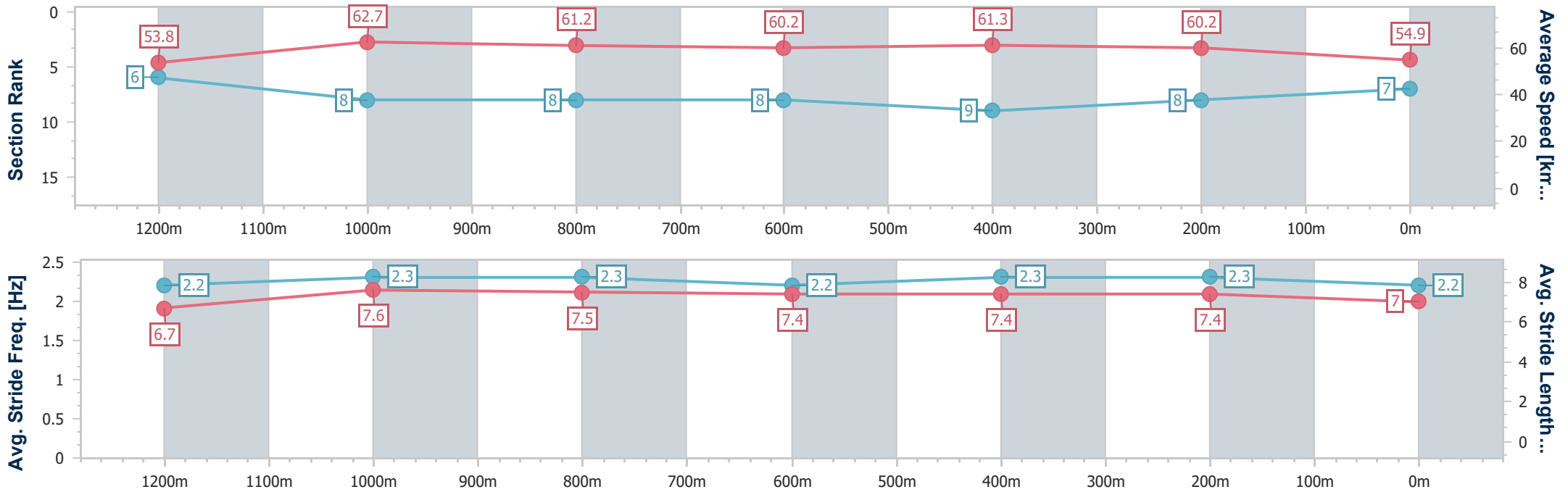
Sunshine Coast QLD Professional
Race 7: TAB BENCHMARK 65 Handicap - 1400m



01 January 2025 - 17:13

Track Rating: Soft 7, Weather: Fine, Rail Position: +4m Entire

Section	Overall	1200m	1000m	800m	600m	400m	200m
Section Times	1:26.60 [7] (0:13.40)	1:13.20 [6] (0:11.52)	1:01.68 [8] (0:11.96)	0:49.72 [8] (0:12.42)	0:37.30 [8] (0:12.23)	0:25.07 [9] (0:11.96)	0:13.11 [8] (0:13.11)
Average Speed [km/h]	53.8	62.7	61.2	60.2	61.3	60.2	54.9
Top Speed [km/h]	64.2	63.4	62.6	62.1	62.1	61.0	58.8
Avg. Dist. to Rail [m]	16.5	9.5	7.2	6.7	7.0	10.2	11.7
Avg. Stride Freq. [Hz]	2.2	2.3	2.3	2.2	2.3	2.3	2.2
Avg. Stride Length [m]	6.7	7.6	7.5	7.4	7.4	7.4	7.0



- [] Ranking at each section and finish
- .-.- No data available at this section
- NA No data available



Horse/Jockey Name	Magic In Me
Final Rank	8
Fastest Section Time (Section)	0:11.13 (1200m)
Top Speed [km/h] (Section)	67.0 (1200m)
Race State	Finished



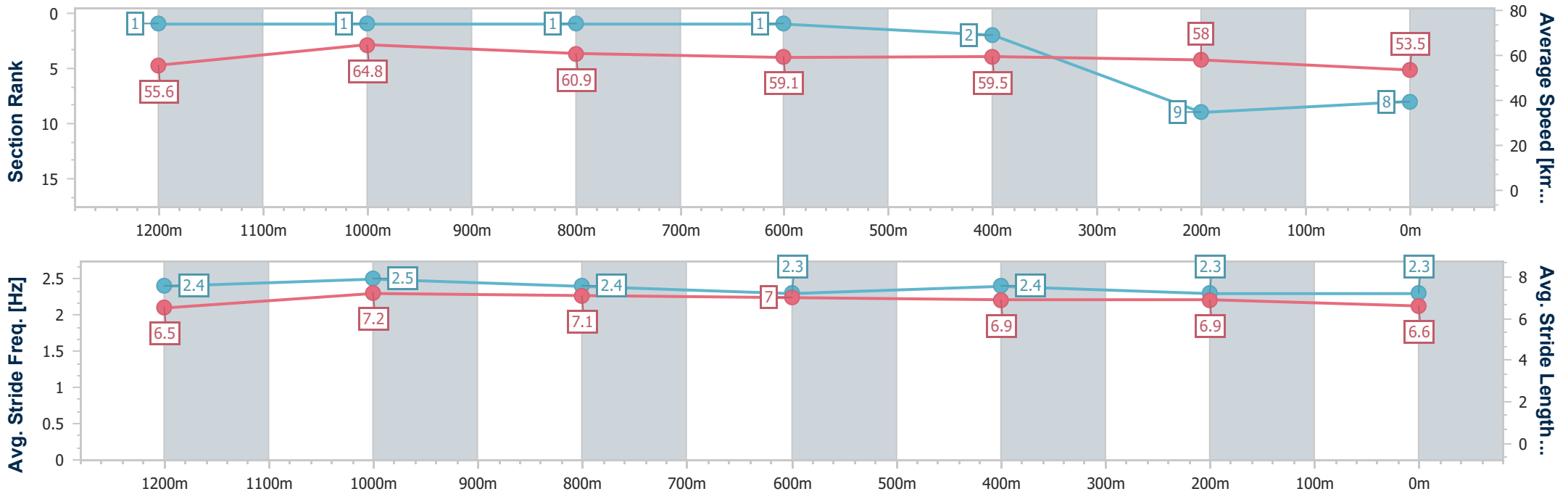
Sunshine Coast QLD Professional
Race 7: TAB BENCHMARK 65 Handicap - 1400m



01 January 2025 - 17:13

Track Rating: Soft 7, Weather: Fine, Rail Position: +4m Entire

Section	Overall	1200m	1000m	800m	600m	400m	200m
Section Times	1:26.98 [8] (0:12.92)	1:14.06 [1] (0:11.13)	1:02.93 [1] (0:12.02)	0:50.91 [1] (0:12.60)	0:38.31 [1] (0:12.45)	0:25.86 [2] (0:12.41)	0:13.45 [9] (0:13.45)
Average Speed [km/h]	55.6	64.8	60.9	59.1	59.5	58.0	53.5
Top Speed [km/h]	66.9	67.0	62.2	60.3	59.8	59.4	55.7
Avg. Dist. to Rail [m]	8.8	7.4	6.4	5.8	4.8	5.3	6.4
Avg. Stride Freq. [Hz]	2.4	2.5	2.4	2.3	2.4	2.3	2.3
Avg. Stride Length [m]	6.5	7.2	7.1	7.0	6.9	6.9	6.6



- [] Ranking at each section and finish
- .-.- No data available at this section
- NA No data available



Horse/Jockey Name	Merchant Lady
Final Rank	9
Fastest Section Time (Section)	0:11.21 (1200m)
Top Speed [km/h] (Section)	65.9 (1200m)
Race State	Finished



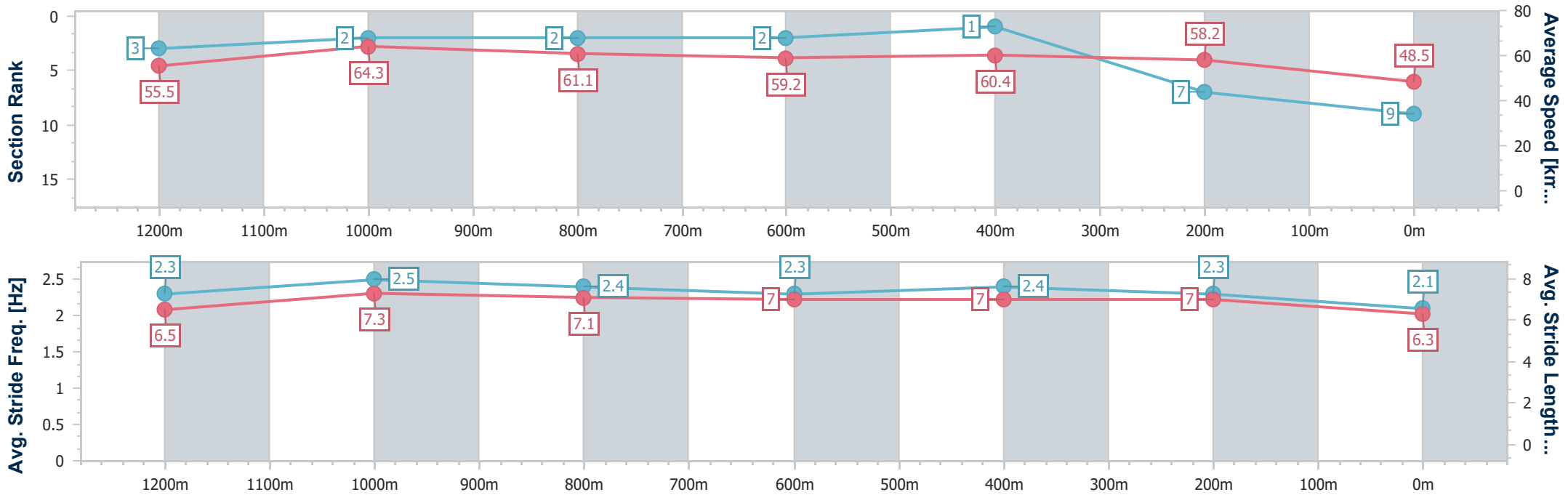
Sunshine Coast QLD Professional
Race 7: TAB BENCHMARK 65 Handicap - 1400m



01 January 2025 - 17:13

Track Rating: Soft 7, Weather: Fine, Rail Position: +4m Entire

Section	Overall	1200m	1000m	800m	600m	400m	200m
Section Times	1:28.27 [9] (0:12.95)	1:15.32 [3] (0:11.21)	1:04.11 [2] (0:11.98)	0:52.13 [2] (0:12.63)	0:39.50 [2] (0:12.26)	0:27.24 [1] (0:12.37)	0:14.87 [7] (0:14.87)
Average Speed [km/h]	55.5	64.3	61.1	59.2	60.4	58.2	48.5
Top Speed [km/h]	65.9	65.9	63.5	61.3	62.6	61.1	54.8
Avg. Dist. to Rail [m]	10.2	7.7	6.9	6.3	5.3	6.2	7.3
Avg. Stride Freq. [Hz]	2.3	2.5	2.4	2.3	2.4	2.3	2.1
Avg. Stride Length [m]	6.5	7.3	7.1	7.0	7.0	7.0	6.3



- [] Ranking at each section and finish
- .-.- No data available at this section
- NA No data available