

Track Rating: Good 4, Weather: Overcast, Rail Position: +3m Entire

Section		Field Times											Last 600m	
		Overall	1000m	800m	600m	400m	200m						0:33.86	
		0:59.12 (0:03.12)	0:56.00 (0:11.04)	0:44.96 (0:11.10)	0:33.86 (0:10.69)	0:23.17 (0:11.11)	0:12.06 (0:12.06)							
Rank	TAB Horse/Jockey	Barrier	Top Speed [km/h]	Fastest Section								Margin	Distance Travelled [m]	
1	3 BOLD AND SMOOTH Georgina Cartwright	4	68.4 600m	0:03.29 Overall	0:59.12 [1] (0:03.29)	0:55.83 [3] (0:11.05)	0:44.78 [4] (0:11.12)	0:33.66 [5] (0:10.69)	0:22.97 [5] (0:10.91)	0:12.06 [2] (0:12.06)	0:59.12	0:33.66		
2	7 CUMIN SPINNER Jackson Murphy	5	68.9 600m	0:03.35 Overall	0:59.32 [2] (0:03.35)	0:55.97 [6] (0:11.23)	0:44.74 [7] (0:11.03)	0:33.71 [6] (0:10.61)	0:23.10 [7] (0:11.08)	0:12.02 [4] (0:12.02)	1.18L	0:33.71	+0	
3	8 SWEET FANTASY Tasha Chambers	2	68.1 600m	0:03.48 Overall	0:59.47 [3] (0:03.48)	0:55.99 [7] (0:11.26)	0:44.73 [8] (0:10.90)	0:33.83 [7] (0:10.66)	0:23.17 [8] (0:11.19)	0:11.98 [7] (0:11.98)	2.06L	0:33.83	-7	
4	5 IMPACTFULL MISS Chelsea Baker	7	68.0 600m	0:03.29 Overall	0:59.58 [4] (0:03.29)	0:56.29 [4] (0:10.92)	0:45.37 [2] (0:11.07)	0:34.30 [2] (0:10.67)	0:23.63 [1] (0:11.11)	0:12.52 [1] (0:12.52)	2.71L	0:34.30	+1	
5	4 COBBO McKenzie Apel	6	68.2 1000m	0:03.14 Overall	0:59.65 [5] (0:03.14)	0:56.51 [2] (0:11.02)	0:45.49 [1] (0:11.10)	0:34.39 [1] (0:10.78)	0:23.61 [2] (0:11.23)	0:12.38 [3] (0:12.38)	3.14L	0:34.39	-1	
6	10 LOVE MY LOUIS Amy Graham	3	67.9 1000m	0:03.32 Overall	0:59.77 [6] (0:03.32)	0:56.45 [5] (0:11.06)	0:45.39 [5] (0:11.01)	0:34.38 [4] (0:10.75)	0:23.63 [4] (0:11.25)	0:12.38 [6] (0:12.38)	3.87L	0:34.38	-5	
7	11 CANTOR Tahlia Fenlon	8	68.7 600m	0:03.70 Overall	0:59.93 [7] (0:03.70)	0:56.23 [9] (0:11.38)	0:44.85 [9] (0:10.80)	0:34.05 [9] (0:10.65)	0:23.40 [9] (0:11.03)	0:12.37 [8] (0:12.37)	4.78L	0:34.05	-5	
8	6 NANO STAR Adam Sewell	10	68.8 1000m	0:03.12 Overall	1:00.18 [8] (0:03.12)	0:57.06 [1] (0:11.13)	0:45.93 [3] (0:11.07)	0:34.86 [3] (0:10.74)	0:24.12 [3] (0:11.30)	0:12.82 [5] (0:12.82)	6.26L	0:34.86	+5	

Did Not Finish: Gettin' Lippy (#9)

Scratched: Prepotent (#2), Diddley Squat (#1)



Horse/Jockey Name	Bold And Smooth
Final Rank	1
Fastest Section Time (Section)	0:03.29 (Overall)
Top Speed [km/h] (Section)	68.4 (600m)
Race State	Finished



Rockhampton QLD Professional

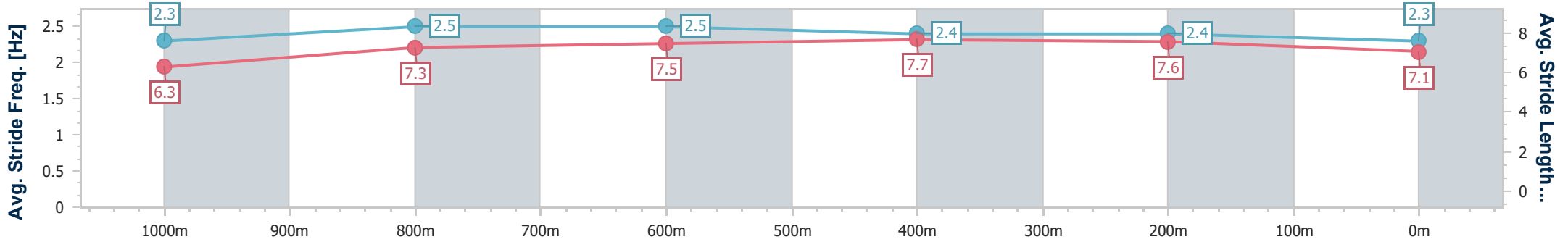
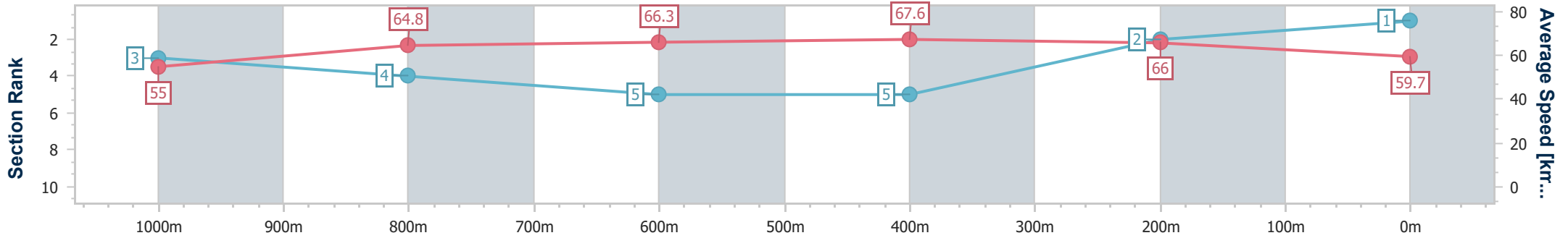
Race 5: LJ Hooker BM60 Handicap - 1050m

31 December 2024 - 15:02

Track Rating: Good 4, Weather: Overcast, Rail Position: +3m Entire



Section	Overall	1000m	800m	600m	400m	200m
Section Times	0:59.12 [1] (0:03.29)	0:55.83 [3] (0:11.05)	0:44.78 [4] (0:11.12)	0:33.66 [5] (0:10.69)	0:22.97 [5] (0:10.91)	0:12.06 [2] (0:12.06)
Average Speed [km/h]	55.0	64.8	66.3	67.6	66.0	59.7
Top Speed [km/h]	57.4	67.7	67.9	68.4	67.8	63.8
Avg. Dist. to Rail [m]	2.1	1.1	3.2	4.5	4.7	5.0
Avg. Stride Freq. [Hz]	2.3	2.5	2.5	2.4	2.4	2.3
Avg. Stride Length [m]	6.3	7.3	7.5	7.7	7.6	7.1



- [] Ranking at each section and finish
- .-.- No data available at this section
- NA No data available



Horse/Jockey Name	Cumin Spinner
Final Rank	2
Fastest Section Time (Section)	0:03.35 (Overall)
Top Speed [km/h] (Section)	68.9 (600m)
Race State	Finished



Rockhampton QLD Professional

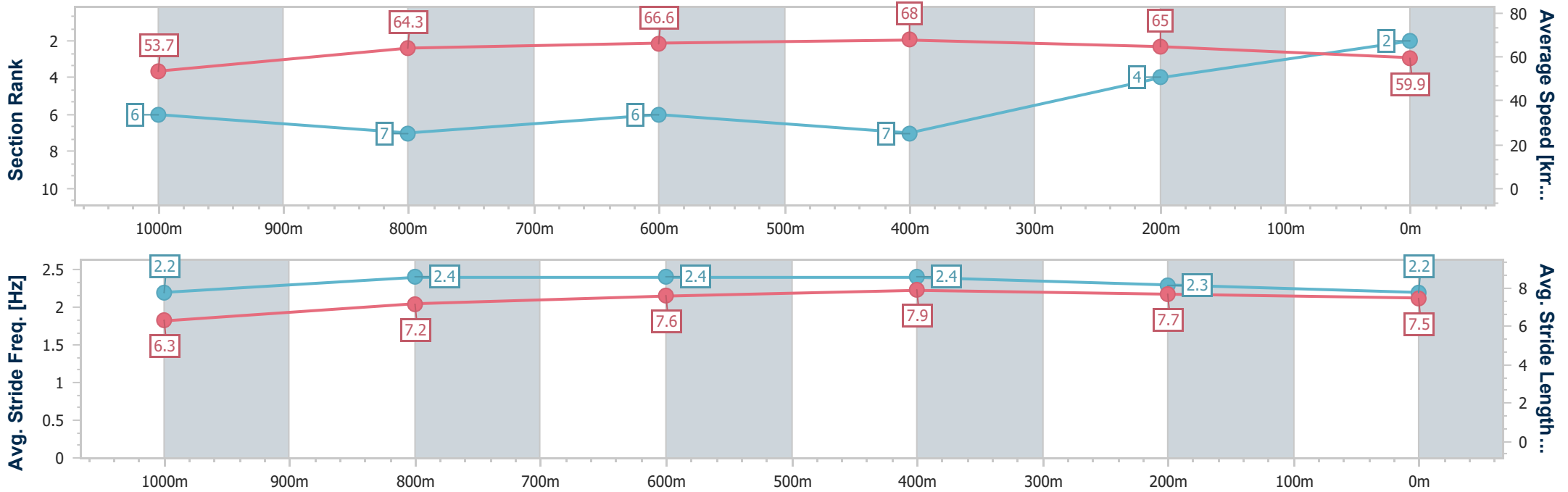
Race 5: LJ Hooker BM60 Handicap - 1050m

31 December 2024 - 15:02

Track Rating: Good 4, Weather: Overcast, Rail Position: +3m Entire



Section	Overall	1000m	800m	600m	400m	200m
Section Times	0:59.32 [2] (0:03.35)	0:55.97 [6] (0:11.23)	0:44.74 [7] (0:11.03)	0:33.71 [6] (0:10.61)	0:23.10 [7] (0:11.08)	0:12.02 [4]
Average Speed [km/h]	53.7	64.3	66.6	68.0	65.0	59.9
Top Speed [km/h]	56.2	67.1	68.1	68.9	67.3	63.1
Avg. Dist. to Rail [m]	4.8	0.8	2.5	3.6	2.8	3.3
Avg. Stride Freq. [Hz]	2.2	2.4	2.4	2.4	2.3	2.2
Avg. Stride Length [m]	6.3	7.2	7.6	7.9	7.7	7.5



- [] Ranking at each section and finish
- .-.- No data available at this section
- NA No data available



Horse/Jockey Name	Sweet Fantasy
Final Rank	3
Fastest Section Time (Section)	0:03.48 (Overall)
Top Speed [km/h] (Section)	68.1 (600m)
Race State	Finished



Rockhampton QLD Professional

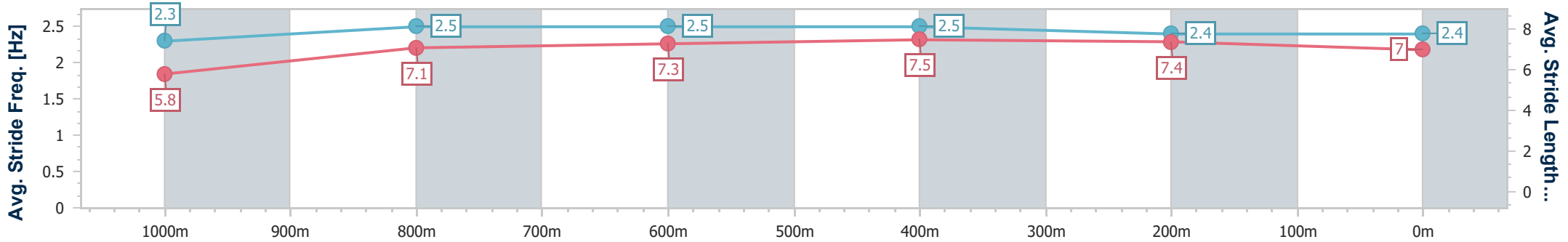
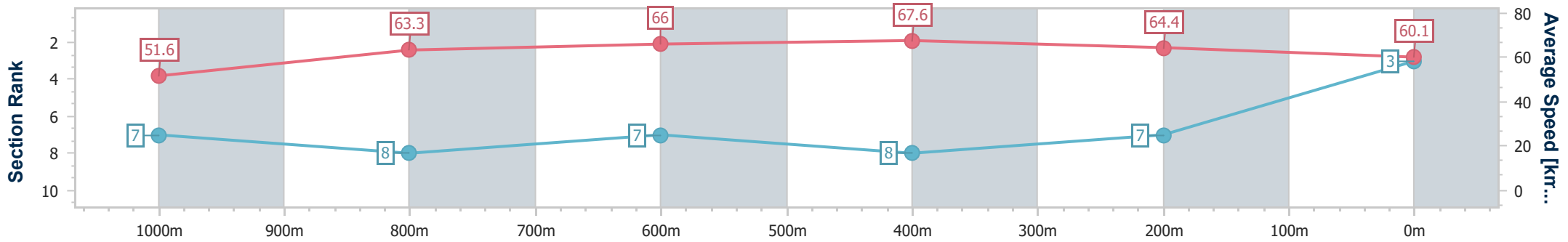
Race 5: LJ Hooker BM60 Handicap - 1050m

31 December 2024 - 15:02

Track Rating: Good 4, Weather: Overcast, Rail Position: +3m Entire



Section	Overall	1000m	800m	600m	400m	200m
Section Times	0:59.47 [3] (0:03.48)	0:55.99 [7] (0:11.26)	0:44.73 [8] (0:10.90)	0:33.83 [7] (0:10.66)	0:23.17 [8] (0:11.19)	0:11.98 [7] (0:11.98)
Average Speed [km/h]	51.6	63.3	66.0	67.6	64.4	60.1
Top Speed [km/h]	55.3	66.7	66.9	68.1	67.4	62.8
Avg. Dist. to Rail [m]	0.7	1.7	1.1	1.5	2.4	3.7
Avg. Stride Freq. [Hz]	2.3	2.5	2.5	2.5	2.4	2.4
Avg. Stride Length [m]	5.8	7.1	7.3	7.5	7.4	7.0



- [] Ranking at each section and finish
- .-.- No data available at this section
- NA No data available



Horse/Jockey Name	Impactfull Miss
Final Rank	4
Fastest Section Time (Section)	0:03.29 (Overall)
Top Speed [km/h] (Section)	68.0 (600m)
Race State	Finished



Rockhampton QLD Professional

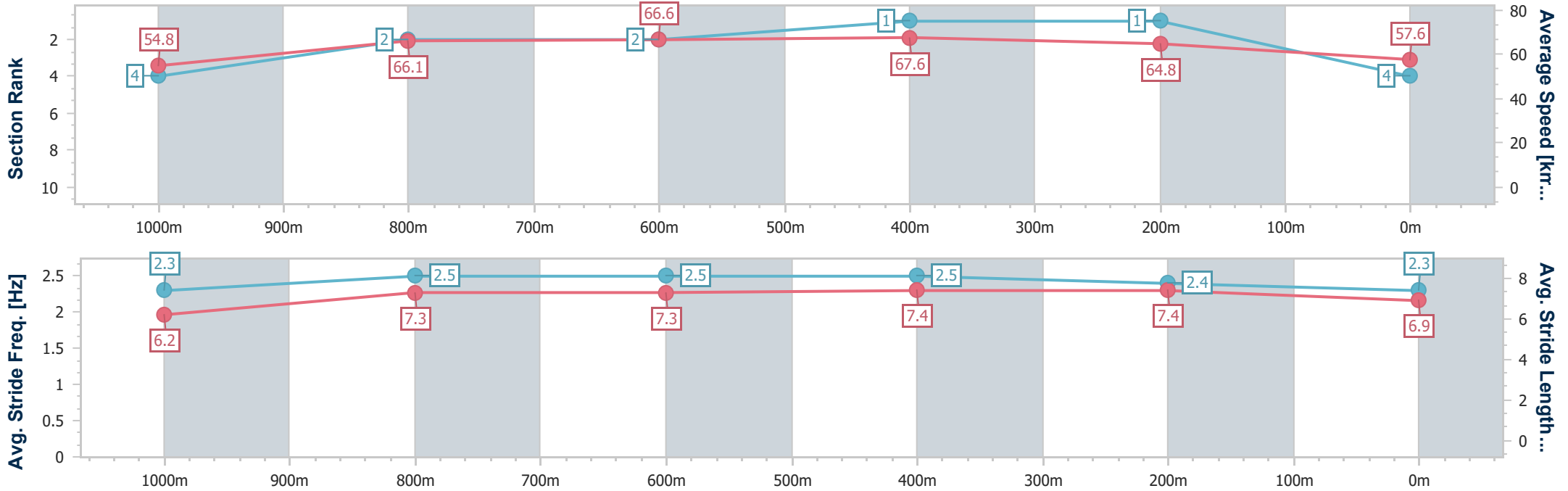
Race 5: LJ Hooker BM60 Handicap - 1050m

31 December 2024 - 15:02

Track Rating: Good 4, Weather: Overcast, Rail Position: +3m Entire



Section	Overall	1000m	800m	600m	400m	200m
Section Times	0:59.58 [4] (0:03.29)	0:56.29 [4] (0:10.92)	0:45.37 [2] (0:11.07)	0:34.30 [2] (0:10.67)	0:23.63 [1] (0:11.11)	0:12.52 [1] (0:12.52)
Average Speed [km/h]	54.8	66.1	66.6	67.6	64.8	57.6
Top Speed [km/h]	58.8	67.6	67.5	68.0	67.2	61.7
Avg. Dist. to Rail [m]	5.8	0.9	2.7	4.7	6.3	7.8
Avg. Stride Freq. [Hz]	2.3	2.5	2.5	2.5	2.4	2.3
Avg. Stride Length [m]	6.2	7.3	7.3	7.4	7.4	6.9



- [] Ranking at each section and finish
- .-.- No data available at this section
- NA No data available



Horse/Jockey Name	Cobbo
Final Rank	5
Fastest Section Time (Section)	0:03.14 (Overall)
Top Speed [km/h] (Section)	68.2 (1000m)
Race State	Finished



Rockhampton QLD Professional

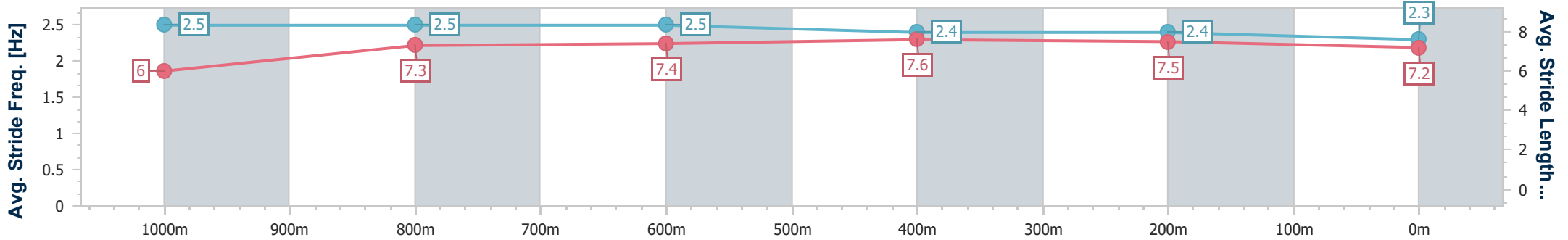
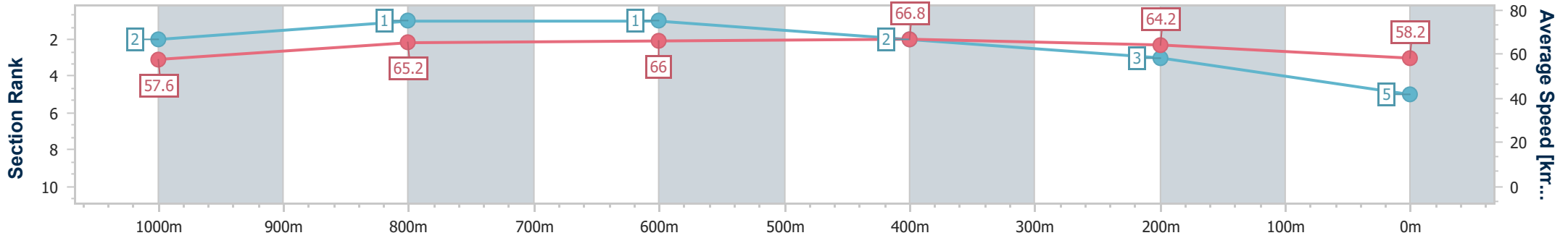
Race 5: LJ Hooker BM60 Handicap - 1050m

31 December 2024 - 15:02

Track Rating: Good 4, Weather: Overcast, Rail Position: +3m Entire



Section	Overall	1000m	800m	600m	400m	200m
Section Times	0:59.65 [5] (0:03.14)	0:56.51 [2] (0:11.02)	0:45.49 [1] (0:11.10)	0:34.39 [1] (0:10.78)	0:23.61 [2] (0:11.23)	0:12.38 [3] (0:12.38)
Average Speed [km/h]	57.6	65.2	66.0	66.8	64.2	58.2
Top Speed [km/h]	57.1	68.2	67.4	68.1	66.6	61.6
Avg. Dist. to Rail [m]	3.9	0.7	2.0	3.5	4.4	5.7
Avg. Stride Freq. [Hz]	2.5	2.5	2.5	2.4	2.4	2.3
Avg. Stride Length [m]	6.0	7.3	7.4	7.6	7.5	7.2



- [] Ranking at each section and finish
- .-.- No data available at this section
- NA No data available



Horse/Jockey Name	Love My Louis
Final Rank	6
Fastest Section Time (Section)	0:03.32 (Overall)
Top Speed [km/h] (Section)	67.9 (1000m)
Race State	Finished



Rockhampton QLD Professional

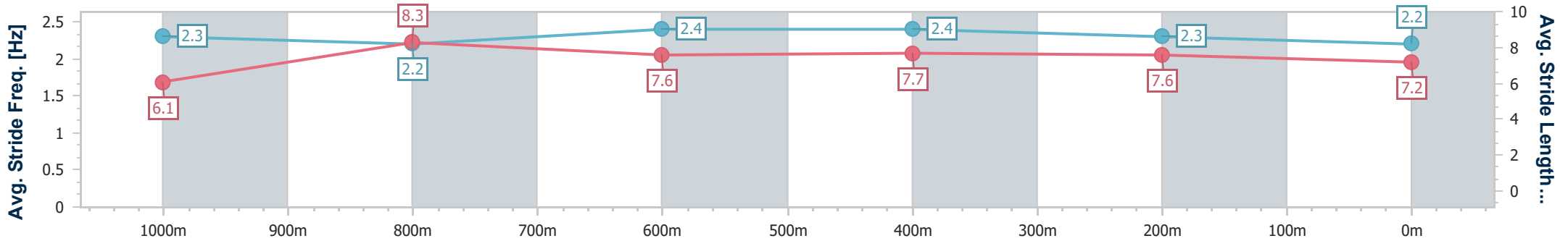
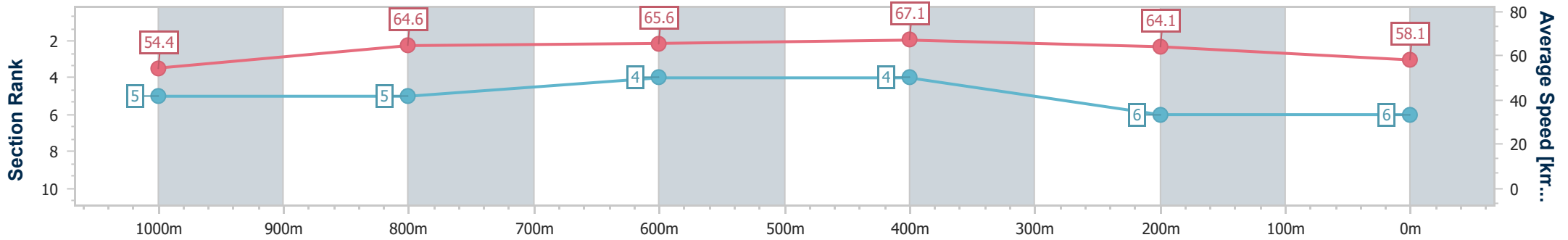
Race 5: LJ Hooker BM60 Handicap - 1050m

31 December 2024 - 15:02

Track Rating: Good 4, Weather: Overcast, Rail Position: +3m Entire



Section	Overall	1000m	800m	600m	400m	200m
Section Times	0:59.77 [6] (0:03.32)	0:56.45 [5] (0:11.06)	0:45.39 [5] (0:11.01)	0:34.38 [4] (0:10.75)	0:23.63 [4] (0:11.25)	0:12.38 [6] (0:12.38)
Average Speed [km/h]	54.4	64.6	65.6	67.1	64.1	58.1
Top Speed [km/h]	57.2	67.9	66.7	67.8	66.0	61.6
Avg. Dist. to Rail [m]	0.7	1.3	0.9	1.5	1.5	1.9
Avg. Stride Freq. [Hz]	2.3	2.2	2.4	2.4	2.3	2.2
Avg. Stride Length [m]	6.1	8.3	7.6	7.7	7.6	7.2



- [] Ranking at each section and finish
- .-.- No data available at this section
- NA No data available



Horse/Jockey Name	Cantor
Final Rank	7
Fastest Section Time (Section)	0:03.70 (Overall)
Top Speed [km/h] (Section)	68.7 (600m)
Race State	Finished



Rockhampton QLD Professional

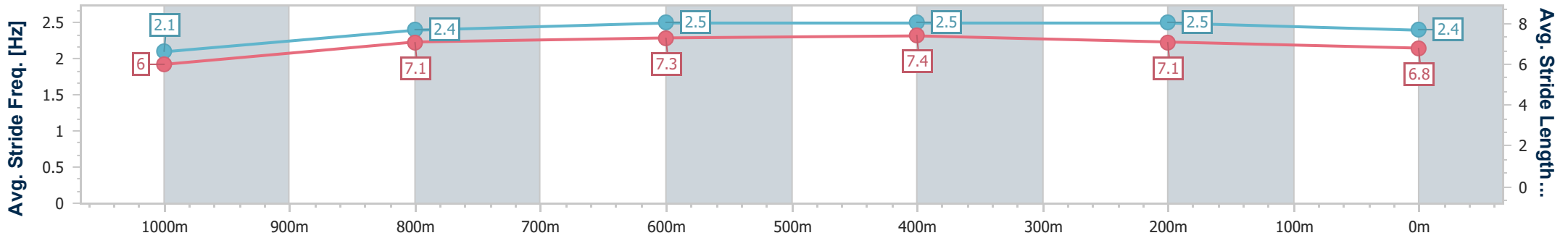
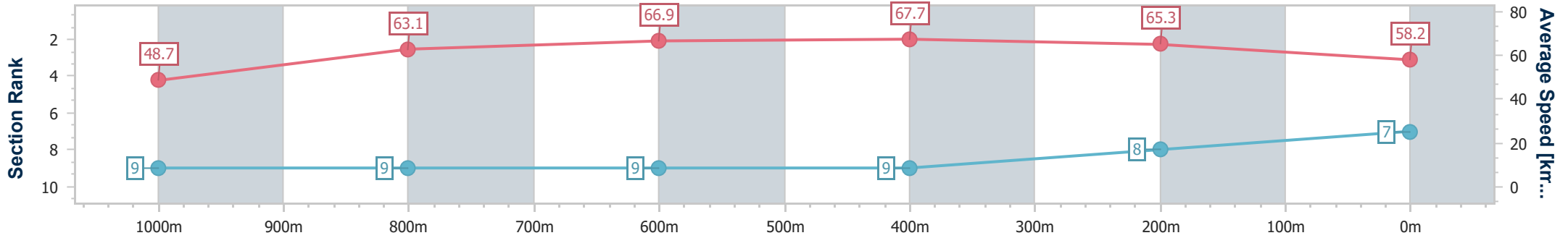
Race 5: LJ Hooker BM60 Handicap - 1050m

31 December 2024 - 15:02

Track Rating: Good 4, Weather: Overcast, Rail Position: +3m Entire



Section	Overall	1000m	800m	600m	400m	200m
Section Times	0:59.93 [7] (0:03.70)	0:56.23 [9] (0:11.38)	0:44.85 [9] (0:10.80)	0:34.05 [9] (0:10.65)	0:23.40 [9] (0:11.03)	0:12.37 [8] (0:12.37)
Average Speed [km/h]	48.7	63.1	66.9	67.7	65.3	58.2
Top Speed [km/h]	51.3	67.8	68.4	68.7	68.2	62.7
Avg. Dist. to Rail [m]	6.8	1.4	1.2	3.5	7.1	8.4
Avg. Stride Freq. [Hz]	2.1	2.4	2.5	2.5	2.5	2.4
Avg. Stride Length [m]	6.0	7.1	7.3	7.4	7.1	6.8



- [] Ranking at each section and finish
- .-.- No data available at this section
- NA No data available



Horse/Jockey Name	Nano Star
Final Rank	8
Fastest Section Time (Section)	0:03.12 (Overall)
Top Speed [km/h] (Section)	68.8 (1000m)
Race State	Finished



Rockhampton QLD Professional

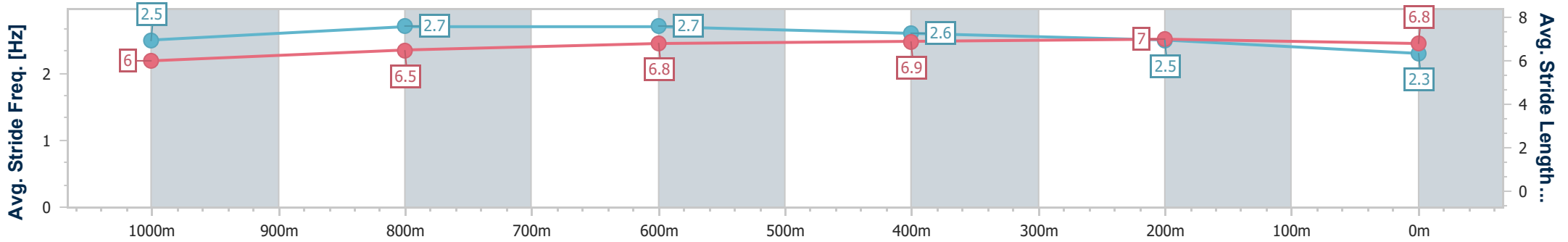
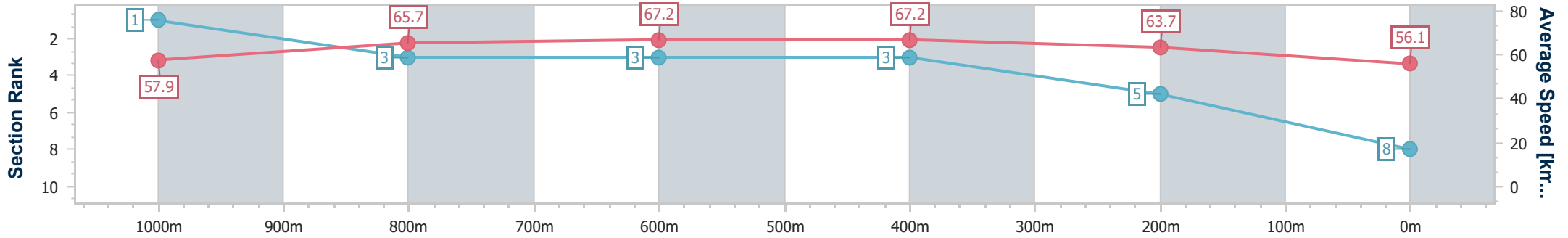
Race 5: LJ Hooker BM60 Handicap - 1050m

31 December 2024 - 15:02



Track Rating: Good 4, Weather: Overcast, Rail Position: +3m Entire

Section	Overall	1000m	800m	600m	400m	200m
Section Times	1:00.18 [8] (0:03.12)	0:57.06 [1] (0:11.13)	0:45.93 [3] (0:11.07)	0:34.86 [3] (0:10.74)	0:24.12 [3] (0:11.30)	0:12.82 [5] (0:12.82)
Average Speed [km/h]	57.9	65.7	67.2	67.2	63.7	56.1
Top Speed [km/h]	57.3	68.8	68.8	68.2	66.1	60.5
Avg. Dist. to Rail [m]	8.0	3.0	3.9	3.6	4.8	6.8
Avg. Stride Freq. [Hz]	2.5	2.7	2.7	2.6	2.5	2.3
Avg. Stride Length [m]	6.0	6.5	6.8	6.9	7.0	6.8



- [] Ranking at each section and finish
- .-.- No data available at this section
- NA No data available



Horse/Jockey Name	Gettin' Lippy
Final Rank	2147483647
Fastest Section Time (Section)	0:03.53 (Overall)
Top Speed [km/h] (Section)	71.0 (600m)
Race State	DidNotFinish



Rockhampton QLD Professional

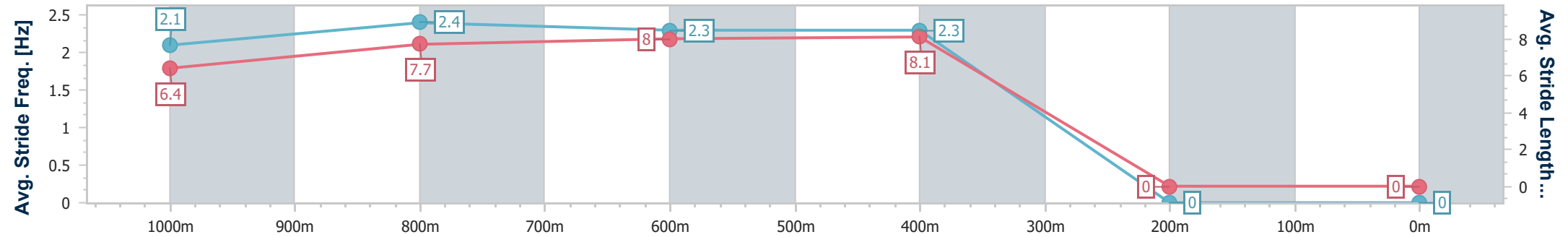
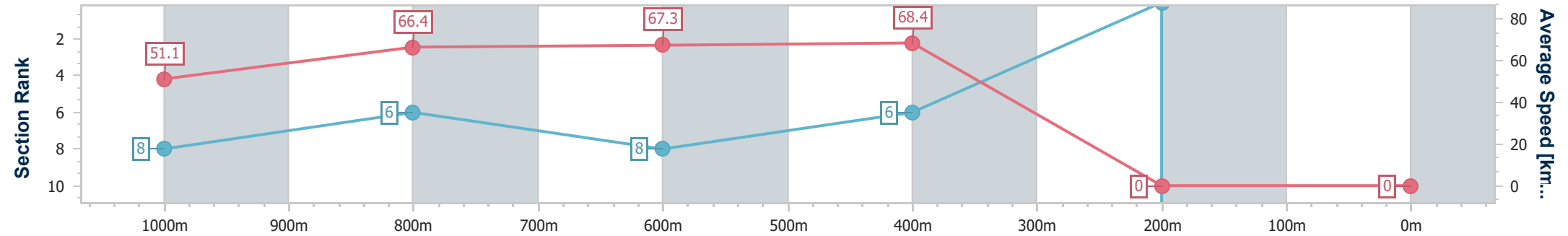
Race 5: LJ Hooker BM60 Handicap - 1050m

31 December 2024 - 15:02

Track Rating: Good 4, Weather: Overcast, Rail Position: +3m Entire



Section	Overall	1000m	800m	600m	400m	200m									
Section Times	0:00.00 [2147483647 1 (0:03.53)	0:00.00 [8] (0:11.01)	0:00.00 [6] (0:11.11)	0:00.00 [8] (0:10.56)	-:--:--	-:--:--									
Average Speed [km/h]	51.1	66.4	67.3	68.4	0.0	0.0									
Top Speed [km/h]	56.7	69.4	68.8	71.0	--:--	--:--									
Avg. Dist. to Rail [m]	8.1	3.4	4.6	5.4	0.0	0.0									
Avg. Stride Freq. [Hz]	2.1	2.4	2.3	2.3	--:--	--:--									
Avg. Stride Length [m]	6.4	7.7	8.0	8.1	--:--	--:--									



- [] Ranking at each section and finish
- :--:-- No data available at this section
- NA No data available

- [] Ranking at each section and finish
- :--:- No data available at this section
- NA No data available