



Rockhampton QLD Professional

Race 3: Frenchville Sports Club BENCHMARK 68 Handicap (QTIS Bonuses for 3YO's) - 1500m

31 December 2024 - 13:41



Track Rating: Soft 5, Weather: Overcast, Rail Position: +3m Entire

Section		Overall	1400m	1200m	1000m	800m	600m	400m	Last 600m				
Field Times		1:29.53 (0:07.69)	1:21.84 (0:11.12)	1:10.72 (0:11.81)	0:58.91 (0:12.05)	0:46.86 (0:12.16)	0:34.70 (0:11.61)	0:23.09 (0:11.29)	0:34.70				
Rank	TAB Horse/Jockey	Barrier	Top Speed [km/h]	Fastest Section									Distance Travelled [m]
1	6 GENERAL WOLFFE Tahlia Fenlon	4	65.8 600m	0:08.00 Overall	1:29.53 [1] (0:08.00)	1:21.53 [5] (0:11.32)	1:10.21 [4] (0:11.90)	0:58.31 [4] (0:11.95)	0:46.36 [4] (0:11.95)	0:34.41 [3] (0:11.35)	0:23.06 [3] (0:11.26)	0:34.41	
2	2 NOBLE HEART Chelsea Baker	2	65.4 400m	0:07.74 Overall	1:29.59 [2] (0:07.74)	1:21.85 [3] (0:11.50)	1:10.35 [3] (0:11.81)	0:58.54 [3] (0:12.01)	0:46.53 [3] (0:12.10)	0:34.43 [4] (0:11.49)	0:22.94 [4] (0:11.27)	0:34.43	+5
3	4 WELL HELD Justin Stanley	6	65.6 1400m	0:07.73 Overall	1:29.80 [3] (0:07.73)	1:22.07 [2] (0:11.19)	1:10.88 [2] (0:11.90)	0:58.98 [2] (0:12.10)	0:46.88 [2] (0:12.05)	0:34.83 [2] (0:11.47)	0:23.36 [2] (0:11.35)	0:34.83	+4
4	3 BOLD HUSSAR Georgina Cartwright	5	66.3 600m	0:08.04 Overall	1:29.95 [4] (0:08.04)	1:21.91 [6] (0:11.52)	1:10.39 [6] (0:11.82)	0:58.57 [6] (0:11.98)	0:46.59 [6] (0:12.15)	0:34.44 [6] (0:11.27)	0:23.17 [5] (0:11.10)	0:34.44	+6
5	5 DIASONIC Adam Sewell	7	65.6 400m	0:08.29 Overall	1:29.99 [5] (0:08.29)	1:21.70 [7] (0:11.52)	1:10.18 [7] (0:11.77)	0:58.41 [7] (0:12.06)	0:46.35 [7] (0:11.92)	0:34.43 [7] (0:11.33)	0:23.10 [6] (0:11.24)	0:34.43	+2
6	1 POET'S DAY McKenzie Apel	3	66.1 1400m	0:07.69 Overall	1:30.09 [6] (0:07.69)	1:22.40 [1] (0:11.12)	1:11.28 [1] (0:11.81)	0:59.47 [1] (0:12.05)	0:47.42 [1] (0:12.16)	0:35.26 [1] (0:11.61)	0:23.65 [1] (0:11.45)	0:35.26	+5
7	7 NATIVE BEE Jackson Murphy	1	64.2 400m	0:07.86 Overall	1:30.79 [7] (0:07.86)	1:22.93 [4] (0:11.58)	1:11.35 [5] (0:11.86)	0:59.49 [5] (0:11.97)	0:47.52 [5] (0:12.06)	0:35.46 [5] (0:11.61)	0:23.85 [7] (0:11.49)	0:35.46	+2

[] Ranking at each section and finish
 -:-:- No data available at this section
 NA No data available

SCN Saddle cloth number
 DNF Did not finish
 DNT Did not track



Rockhampton QLD Professional
Race 3: Frenchville Sports Club BENCHMARK 68 Handicap (QTIS
Bonuses for 3YO's) - 1500m
31 December 2024 - 13:41



Track Rating: Soft 5, Weather: Overcast, Rail Position: +3m Entire

Section				200m				Last 600m	
Field Times				0:11.80				0:34.70	
				(0:11.80)					
Rank	TAB	Horse/Jockey	Barrier	Top Speed [km/h]	Fastest Section	Margin			Distance Travelled [m]
1	6	GENERAL WOLFFE	4	65.8	0:08.00	0:11.80 [1]	1:29.53		0:34.41
		Tahlia Fenlon		600m	Overall	(0:11.80)			
2	2	NOBLE HEART	2	65.4	0:07.74	0:11.67 [5]	0.34L		0:34.43 +5
		Chelsea Baker		400m	Overall	(0:11.67)			
3	4	WELL HELD	6	65.6	0:07.73	0:12.01 [2]	1.57L		0:34.83 +4
		Justin Stanley		1400m	Overall	(0:12.01)			
4	3	BOLD HUSSAR	5	66.3	0:08.04	0:12.07 [3]	2.46L		0:34.44 +6
		Georgina Cartwright		600m	Overall	(0:12.07)			
5	5	DIASONIC	7	65.6	0:08.29	0:11.86 [6]	2.69L		0:34.43 +2
		Adam Sewell		400m	Overall	(0:11.86)			
6	1	POET'S DAY	3	66.1	0:07.69	0:12.20 [4]	3.32L		0:35.26 +5
		McKenzie Apel		1400m	Overall	(0:12.20)			
7	7	NATIVE BEE	1	64.2	0:07.86	0:12.36 [7]	7.44L		0:35.46 +2
		Jackson Murphy		400m	Overall	(0:12.36)			

[] Ranking at each section and finish
 -:-:-:- No data available at this section
 NA No data available

SCN Saddle cloth number
 DNF Did not finish
 DNT Did not track



Horse/Jockey Name	General Wolffe
Final Rank	1
Fastest Section Time (Section)	0:08.00 (Overall)
Top Speed [km/h] (Section)	65.8 (600m)
Race State	Finished



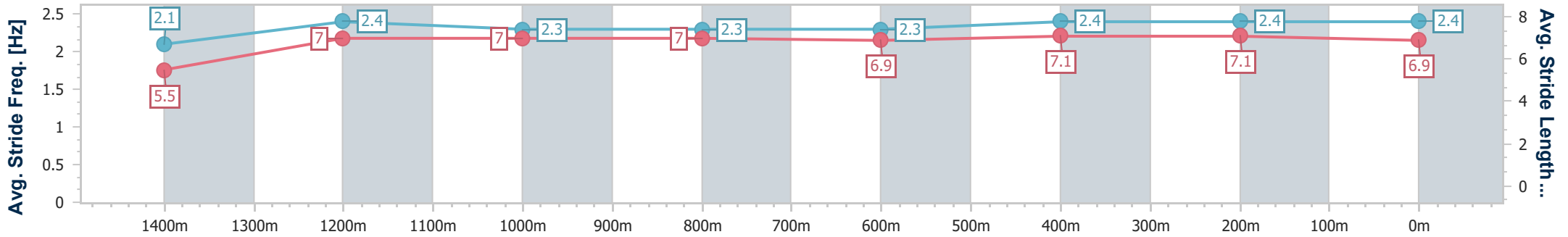
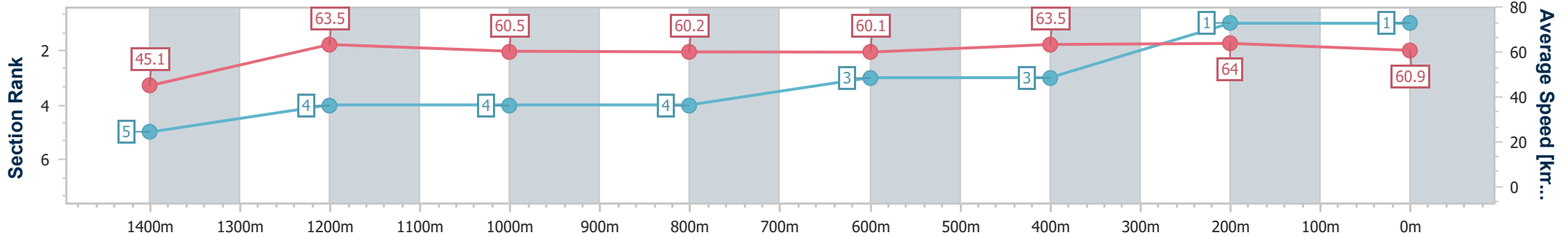
Rockhampton QLD Professional
 Race 3: Frenchville Sports Club BENCHMARK 68 Handicap
 (QTIS Bonuses for 3YO's) - 1500m



31 December 2024 - 13:41

Track Rating: Soft 5, Weather: Overcast, Rail Position: +3m Entire

Section	Overall	1400m	1200m	1000m	800m	600m	400m	200m
Section Times	1:29.53 [1] (0:08.00)	1:21.53 [5] (0:11.32)	1:10.21 [4] (0:11.90)	0:58.31 [4] (0:11.95)	0:46.36 [4] (0:11.95)	0:34.41 [3] (0:11.35)	0:23.06 [3] (0:11.26)	0:11.80 [1] (0:11.80)
Average Speed [km/h]	45.1	63.5	60.5	60.2	60.1	63.5	64.0	60.9
Top Speed [km/h]	60.2	64.8	62.5	61.5	61.4	65.8	65.4	63.5
Avg. Dist. to Rail [m]	2.7	0.2	0.5	0.7	0.4	1.1	2.9	5.1
Avg. Stride Freq. [Hz]	2.1	2.4	2.3	2.3	2.3	2.4	2.4	2.4
Avg. Stride Length [m]	5.5	7.0	7.0	7.0	6.9	7.1	7.1	6.9



- [] Ranking at each section and finish
- .-.- No data available at this section
- NA No data available



Horse/Jockey Name	Noble Heart
Final Rank	2
Fastest Section Time (Section)	0:07.74 (Overall)
Top Speed [km/h] (Section)	65.4 (400m)
Race State	Finished



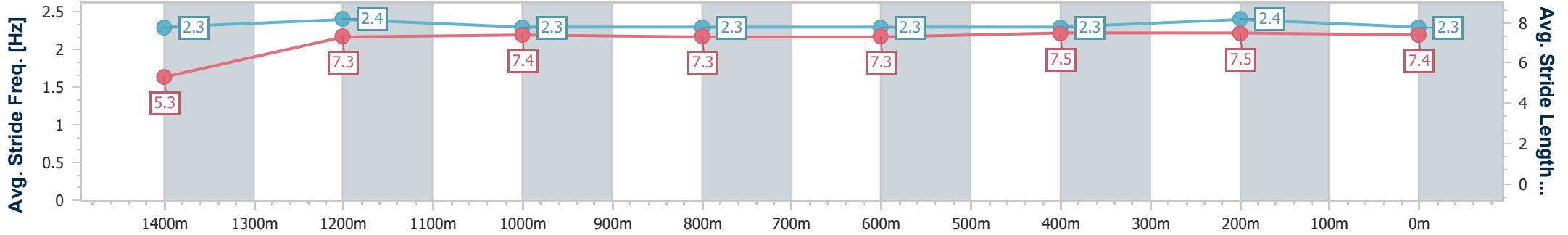
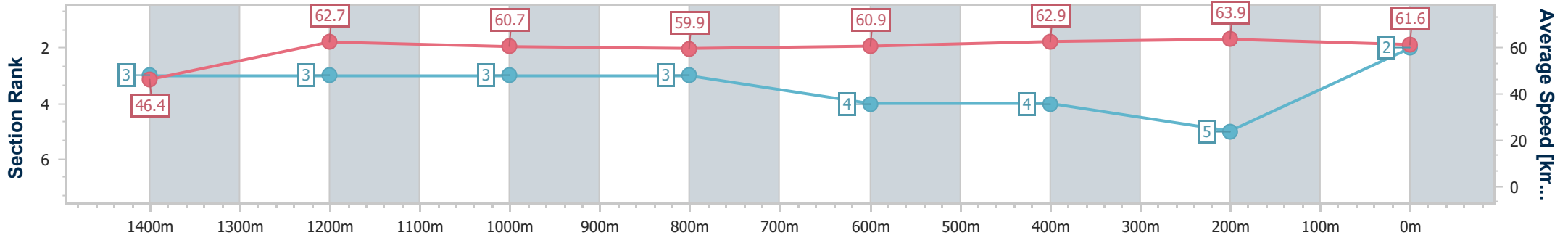
Rockhampton QLD Professional
 Race 3: Frenchville Sports Club BENCHMARK 68 Handicap
 (QTIS Bonuses for 3YO's) - 1500m



31 December 2024 - 13:41

Track Rating: Soft 5, Weather: Overcast, Rail Position: +3m Entire

Section	Overall	1400m	1200m	1000m	800m	600m	400m	200m
Section Times	1:29.59 [2] (0:07.74)	1:21.85 [3] (0:11.50)	1:10.35 [3] (0:11.81)	0:58.54 [3] (0:12.01)	0:46.53 [3] (0:12.10)	0:34.43 [4] (0:11.49)	0:22.94 [4] (0:11.27)	0:11.67 [5] (0:11.67)
Average Speed [km/h]	46.4	62.7	60.7	59.9	60.9	62.9	63.9	61.6
Top Speed [km/h]	61.0	64.1	62.8	61.1	61.6	64.9	65.4	63.3
Avg. Dist. to Rail [m]	1.6	0.7	1.1	0.8	3.0	4.1	5.6	6.2
Avg. Stride Freq. [Hz]	2.3	2.4	2.3	2.3	2.3	2.3	2.4	2.3
Avg. Stride Length [m]	5.3	7.3	7.4	7.3	7.3	7.5	7.5	7.4



- [] Ranking at each section and finish
- .-.- No data available at this section
- NA No data available



Horse/Jockey Name	Well Held
Final Rank	3
Fastest Section Time (Section)	0:07.73 (Overall)
Top Speed [km/h] (Section)	65.6 (1400m)
Race State	Finished



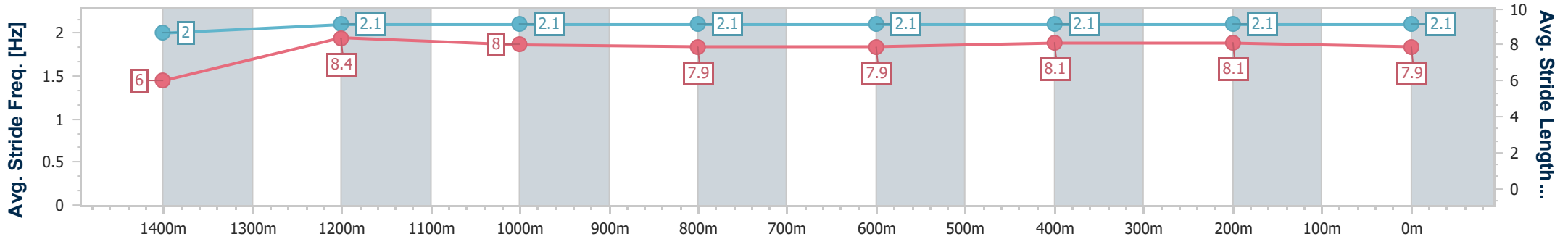
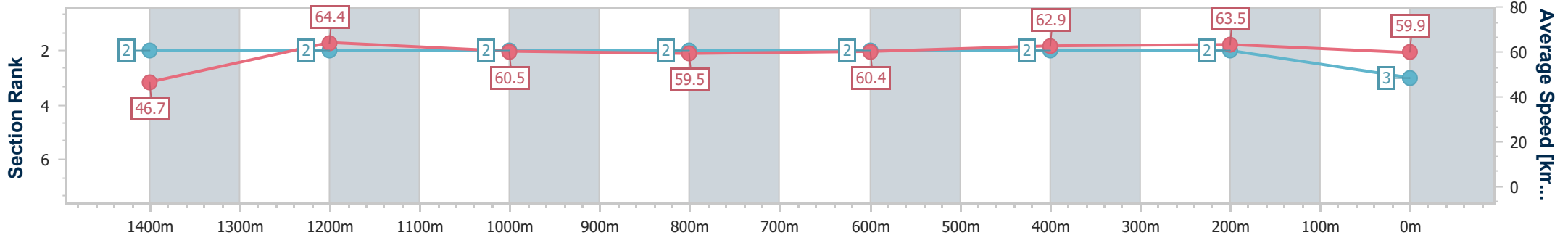
Rockhampton QLD Professional
 Race 3: Frenchville Sports Club BENCHMARK 68 Handicap
 (QTIS Bonuses for 3YO's) - 1500m



31 December 2024 - 13:41

Track Rating: Soft 5, Weather: Overcast, Rail Position: +3m Entire

Section	Overall	1400m	1200m	1000m	800m	600m	400m	200m
Section Times	1:29.80 [3] (0:07.73)	1:22.07 [2] (0:11.19)	1:10.88 [2] (0:11.90)	0:58.98 [2] (0:12.10)	0:46.88 [2] (0:12.05)	0:34.83 [2] (0:11.47)	0:23.36 [2] (0:11.35)	0:12.01 [2] (0:12.01)
Average Speed [km/h]	46.7	64.4	60.5	59.5	60.4	62.9	63.5	59.9
Top Speed [km/h]	62.3	65.6	63.0	60.5	61.2	65.1	65.1	62.8
Avg. Dist. to Rail [m]	5.0	0.9	0.4	0.2	1.5	3.2	4.4	5.2
Avg. Stride Freq. [Hz]	2.0	2.1	2.1	2.1	2.1	2.1	2.1	2.1
Avg. Stride Length [m]	6.0	8.4	8.0	7.9	7.9	8.1	8.1	7.9



- [] Ranking at each section and finish
- .-.- No data available at this section
- NA No data available



Horse/Jockey Name	Bold Hussar
Final Rank	4
Fastest Section Time (Section)	0:08.04 (Overall)
Top Speed [km/h] (Section)	66.3 (600m)
Race State	Finished



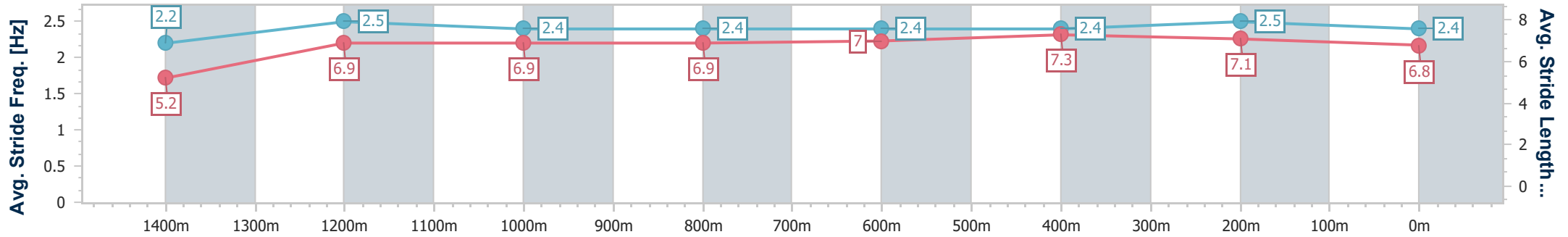
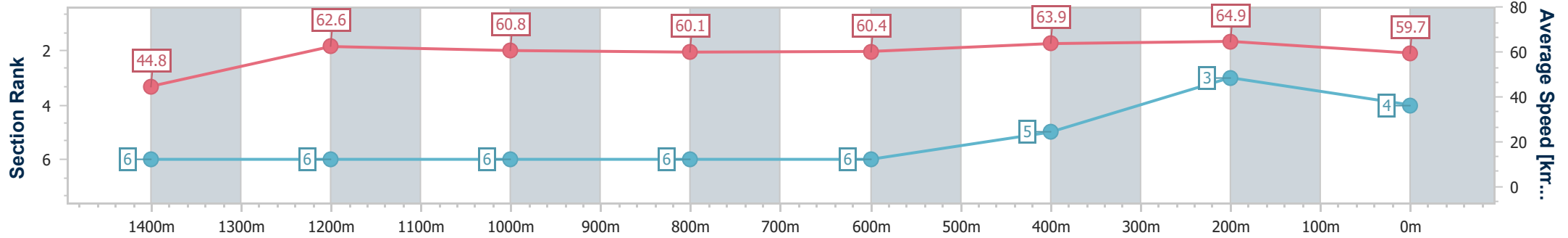
Rockhampton QLD Professional
 Race 3: Frenchville Sports Club BENCHMARK 68 Handicap
 (QTIS Bonuses for 3YO's) - 1500m



31 December 2024 - 13:41

Track Rating: Soft 5, Weather: Overcast, Rail Position: +3m Entire

Section	Overall	1400m	1200m	1000m	800m	600m	400m	200m
Section Times	1:29.95 [4] (0:08.04)	1:21.91 [6] (0:11.52)	1:10.39 [6] (0:11.82)	0:58.57 [6] (0:11.98)	0:46.59 [6] (0:12.15)	0:34.44 [6] (0:11.27)	0:23.17 [5] (0:11.10)	0:12.07 [3] (0:12.07)
Average Speed [km/h]	44.8	62.6	60.8	60.1	60.4	63.9	64.9	59.7
Top Speed [km/h]	59.5	63.9	62.2	61.7	62.3	66.3	65.7	63.1
Avg. Dist. to Rail [m]	3.7	0.8	0.3	0.2	2.4	3.7	5.1	7.1
Avg. Stride Freq. [Hz]	2.2	2.5	2.4	2.4	2.4	2.4	2.5	2.4
Avg. Stride Length [m]	5.2	6.9	6.9	6.9	7.0	7.3	7.1	6.8



- [] Ranking at each section and finish
- .-.- No data available at this section
- NA No data available



Horse/Jockey Name	Diasonic
Final Rank	5
Fastest Section Time (Section)	0:08.29 (Overall)
Top Speed [km/h] (Section)	65.6 (400m)
Race State	Finished



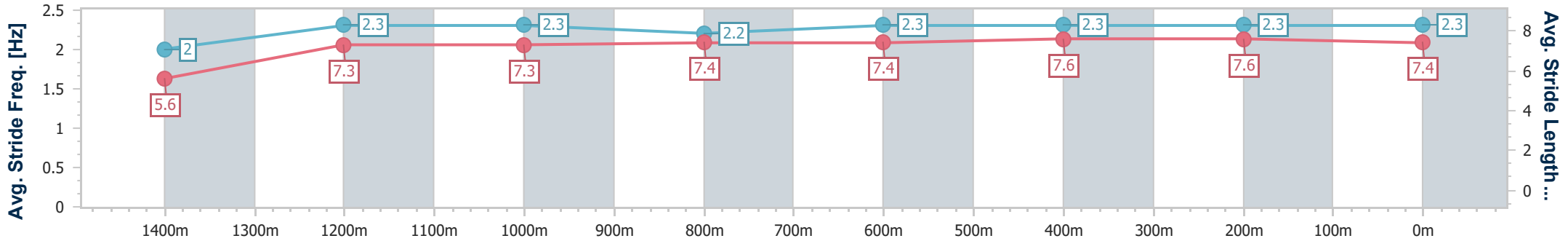
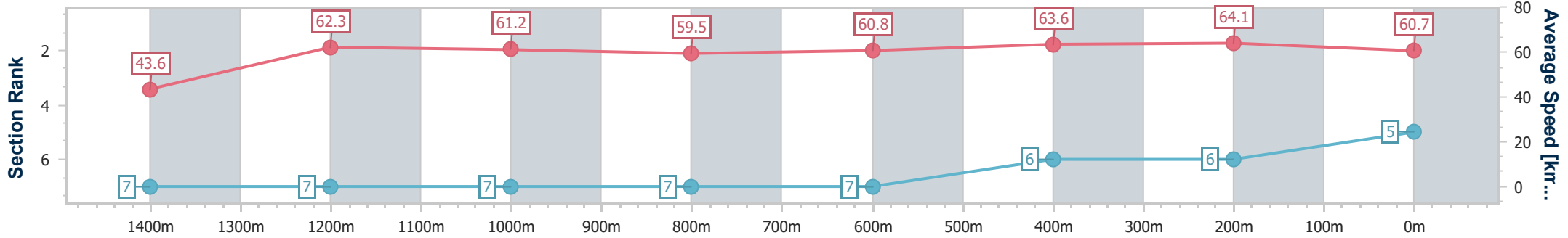
Rockhampton QLD Professional
 Race 3: Frenchville Sports Club BENCHMARK 68 Handicap
 (QTIS Bonuses for 3YO's) - 1500m



31 December 2024 - 13:41

Track Rating: Soft 5, Weather: Overcast, Rail Position: +3m Entire

Section	Overall	1400m	1200m	1000m	800m	600m	400m	200m
Section Times	1:29.99 [5] (0:08.29)	1:21.70 [7] (0:11.52)	1:10.18 [7] (0:11.77)	0:58.41 [7] (0:12.06)	0:46.35 [7] (0:11.92)	0:34.43 [7] (0:11.33)	0:23.10 [6] (0:11.24)	0:11.86 [6] (0:11.86)
Average Speed [km/h]	43.6	62.3	61.2	59.5	60.8	63.6	64.1	60.7
Top Speed [km/h]	57.1	64.5	62.3	60.7	61.9	65.4	65.6	63.0
Avg. Dist. to Rail [m]	5.8	0.6	0.8	0.5	0.8	2.6	4.6	7.9
Avg. Stride Freq. [Hz]	2.0	2.3	2.3	2.2	2.3	2.3	2.3	2.3
Avg. Stride Length [m]	5.6	7.3	7.3	7.4	7.4	7.6	7.6	7.4



- [] Ranking at each section and finish
- .-.- No data available at this section
- NA No data available



Horse/Jockey Name	Poet's Day
Final Rank	6
Fastest Section Time (Section)	0:07.69 (Overall)
Top Speed [km/h] (Section)	66.1 (1400m)
Race State	Finished



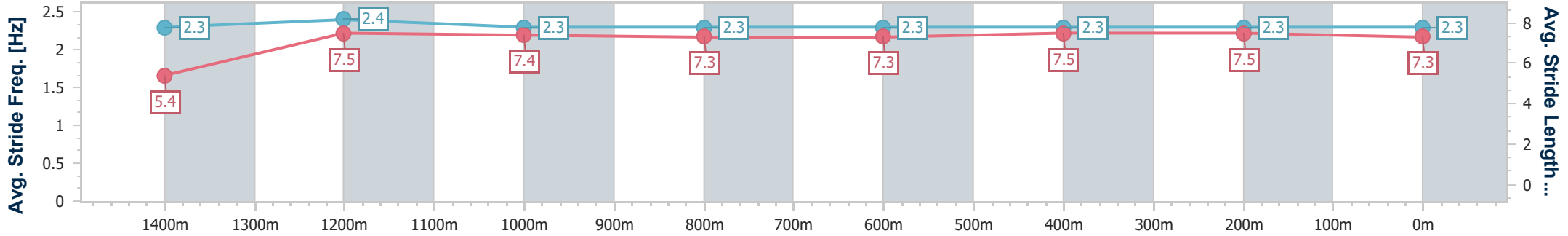
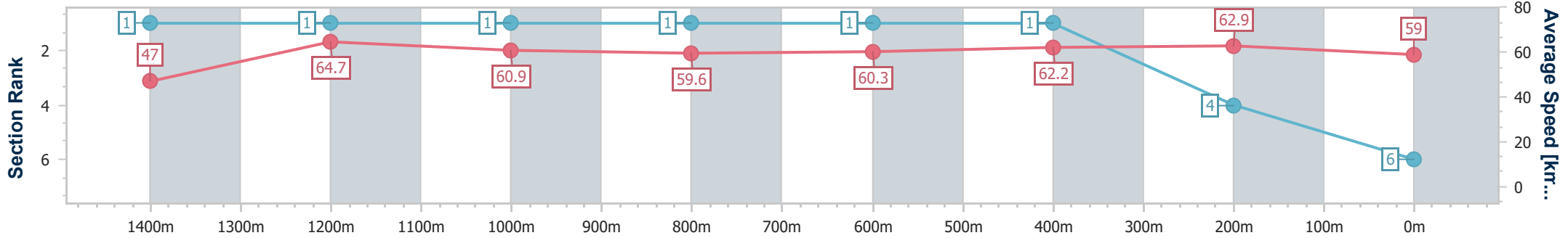
Rockhampton QLD Professional
 Race 3: Frenchville Sports Club BENCHMARK 68 Handicap
 (QTIS Bonuses for 3YO's) - 1500m



31 December 2024 - 13:41

Track Rating: Soft 5, Weather: Overcast, Rail Position: +3m Entire

Section	Overall	1400m	1200m	1000m	800m	600m	400m	200m
Section Times	1:30.09 [6] (0:07.69)	1:22.40 [1] (0:11.12)	1:11.28 [1] (0:11.81)	0:59.47 [1] (0:12.05)	0:47.42 [1] (0:12.16)	0:35.26 [1] (0:11.61)	0:23.65 [1] (0:11.45)	0:12.20 [4] (0:12.20)
Average Speed [km/h]	47.0	64.7	60.9	59.6	60.3	62.2	62.9	59.0
Top Speed [km/h]	63.8	66.1	63.4	60.7	61.1	63.3	63.5	62.1
Avg. Dist. to Rail [m]	1.9	0.8	0.9	0.6	2.3	3.2	3.4	3.6
Avg. Stride Freq. [Hz]	2.3	2.4	2.3	2.3	2.3	2.3	2.3	2.3
Avg. Stride Length [m]	5.4	7.5	7.4	7.3	7.3	7.5	7.5	7.3



- [] Ranking at each section and finish
- .-.- No data available at this section
- NA No data available



Horse/Jockey Name	Native Bee
Final Rank	7
Fastest Section Time (Section)	0:07.86 (Overall)
Top Speed [km/h] (Section)	64.2 (400m)
Race State	Finished



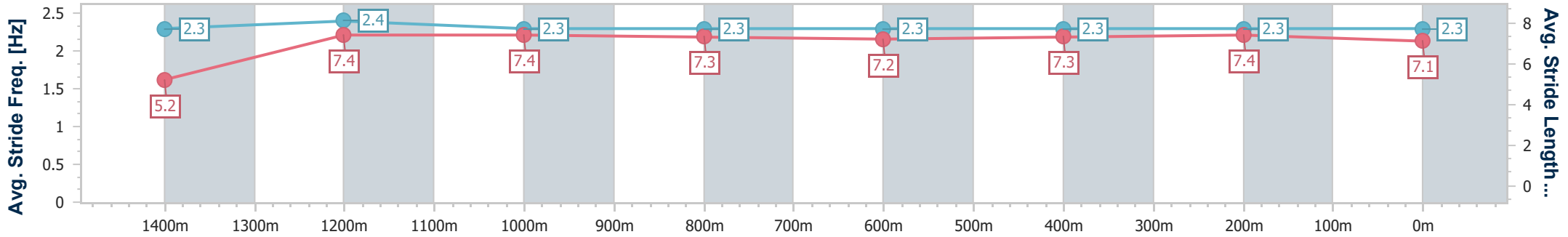
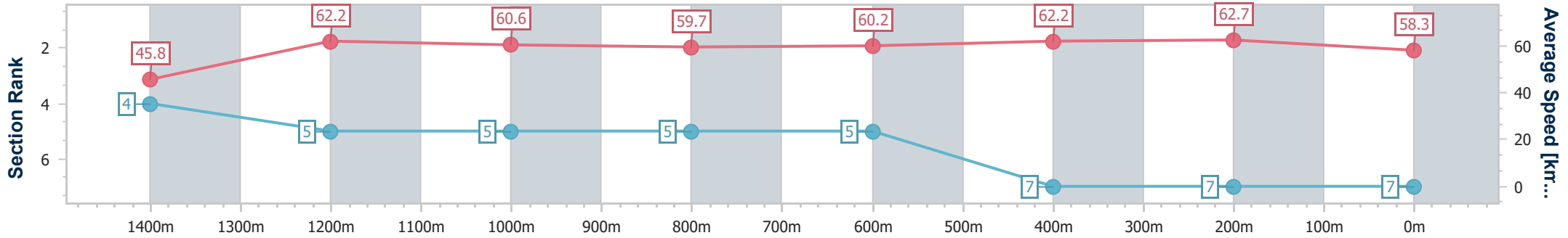
Rockhampton QLD Professional
 Race 3: Frenchville Sports Club BENCHMARK 68 Handicap
 (QTIS Bonuses for 3YO's) - 1500m



31 December 2024 - 13:41

Track Rating: Soft 5, Weather: Overcast, Rail Position: +3m Entire

Section	Overall	1400m	1200m	1000m	800m	600m	400m	200m
Section Times	1:30.79 [7] (0:07.86)	1:22.93 [4] (0:11.58)	1:11.35 [5] (0:11.86)	0:59.49 [5] (0:11.97)	0:47.52 [5] (0:12.06)	0:35.46 [5] (0:11.61)	0:23.85 [7] (0:11.49)	0:12.36 [7] (0:12.36)
Average Speed [km/h]	45.8	62.2	60.6	59.7	60.2	62.2	62.7	58.3
Top Speed [km/h]	59.4	63.9	62.0	61.0	61.0	64.1	64.2	61.4
Avg. Dist. to Rail [m]	0.8	1.2	1.3	1.1	1.3	2.9	3.2	2.3
Avg. Stride Freq. [Hz]	2.3	2.4	2.3	2.3	2.3	2.3	2.3	2.3
Avg. Stride Length [m]	5.2	7.4	7.4	7.3	7.2	7.3	7.4	7.1



- [] Ranking at each section and finish
- .-.- No data available at this section
- NA No data available